

**EXECUTIVE SUMMARY**  
**of**  
**(Maxcess, Inc.)**  
**BellSouth Standard Interconnection Agreement**

<b>Agreement Effective Date: 08/01/00</b>	<b>Agreement Expiration Date: 07/31/00</b>
<b>OCN:</b>	<b>GAC:</b>
<b>CIC (if applicable):</b>	<b>ACNA:</b>
<b>Negotiator: Michael Willis</b>	<b>Negotiator Tel No: 404-927-8003</b>
<b>Location of Executive Summary: t:\hendrix\ Signed/Maxcess/Renegotiations/Final</b>	<b>Location of Interconnection Agreement: t:\hendrix\ Signed/Maxcess/Renegotiations/Final</b>

<b>Attachment Name/Number</b>	<b>Section Number</b>	<b>Version Date</b>	<b>No Devia- tion</b>	<b>Deviation</b>	<b>Deviation Affect Compliance Y/N</b>	<b>If Compliance Item, Priority H/M/L</b>	<b>If Deviation, enter Paragraph No. And Brief Description of Deviation. If different by state, note here also.</b>
Terms/Conditions PartA	1	2/29/00	X				
	2	2/29/00	X				
	3	2/29/00	X				
	4	2/29/00	X				
	5	2/29/00		X			Customer will provide written aiuthorization if they wish to have BellSouth release their listings BellSouth will notify Maxcess before it incurs any cost in providing Maxcess' listings
	6	2/29/00		X	Y		BellSouth will use its best efforts to respond to BFR within 60 days.
	7	2/29/00	X				
	8	2/29/00	X				
	9	2/29/00	X				
	10	2/29/00	X				
	11	2/29/00	x				
	12	2/29/00	X				
	13	2/29/00			Y		BellSouth will make best efforts to bill such

Version1Q00

**EXECUTIVE SUMMARY**  
**of**  
**(Maxcess, Inc.)**  
**BellSouth Standard Interconnection Agreement**

Attachment Name/Number	Section Number	Version Date	No Devia- tion	Deviation	Deviation Affect Compliance Y/N	If Compliance Item, Priority H/M/L	If Deviation, enter Paragraph No. And Brief Description of Deviation. If different by state, note here also.
							taxes at the time the respective service is billed.
	14	2/29/00	X				
	15	2/29/00	X				
	16	2/29/00	X				
	17	2/29/00	X				
	18	2/29/00	X				
	19	2/29/00	X				
	20	2/29/00	X				
	21	2/29/00	X				
	22	2/29/00	X				
	23	2/29/00	X				
	24	2/29/00	X				
	25	2/29/00	X				
	26	2/29/00	X				
Terms/Conditions Part B		2/29/00	X				
1-Resale	1	2/29/00	X				
	2	2/29/00	X				
	3	2/29/00	X				
	4	2/29/00	X				
	5	2/29/00	X				
	6	2/29/00	X				
	7	2/29/00	X				
	8	2/29/00	X				
	9	2/29/00	X				
	10	2/29/00	X				
	11	2/29/00	X				
	12	2/29/00	X				

**EXECUTIVE SUMMARY**  
**of**  
**(Maxcess, Inc.)**  
**BellSouth Standard Interconnection Agreement**

<b>Attachment Name/Number</b>	<b>Section Number</b>	<b>Version Date</b>	<b>No Devia- tion</b>	<b>Deviation</b>	<b>Deviation Affect Compliance Y/N</b>	<b>If Compliance Item, Priority H/M/L</b>	<b>If Deviation, enter Paragraph No. And Brief Description of Deviation. If different by state, note here also.</b>
			X				
	Exhibit A	2/29/00	X				
	Exhibit B	2/29/00	X				
	Exhibit C	2/29/00	X				
	Exhibit D	2/29/00	X				
	Exhibit E	2/29/00	X				
	Exhibit F	2/29/00	X				
	Exhibit G	2/29/00	X				
		2/29/00					
2-Network Elements & Other Services	1	2/29/00					
	2	2/29/00					No Overtime shall apply for work performed between 8 and 5. Added loop-make language
	3	2/29/00					
	4	2/29/00					
	5	2/29/00					
	6	2/29/00					
	7	2/29/00					
	8	2/29/00					
	9	2/29/00					
	10	2/29/00					
	11	2/29/00					
	12	2/29/00					
	13	2/29/00					
	Exhibit A	2/29/00					
	Exhibit B	2/29/00					

**EXECUTIVE SUMMARY**  
**of**  
**(Maxcess, Inc.)**  
**BellSouth Standard Interconnection Agreement**

<b>Attachment Name/Number</b>	<b>Section Number</b>	<b>Version Date</b>	<b>No Devia- tion</b>	<b>Deviation</b>	<b>Deviation Affect Compliance Y/N</b>	<b>If Compliance Item, Priority H/M/L</b>	<b>If Deviation, enter Paragraph No. And Brief Description of Deviation. If different by state, note here also.</b>
	Exhibit C	2/29/00					
3-Local Interconnection	1	2/29/00					
	2	2/29/00					
	3	2/29/00					
	4	2/29/00					
	5	2/29/00		X	Y		<p>*The Parties have agreed to the track and true up provisions (Time Warner language) for ISP.</p> <p>*Also, this agreement define local traffic as anything that is originated and terminated in the Lata.</p> <p>*Also, removed examples of IP telephony.</p>
	6	2/29/00					
	7	2/29/00					
	8	2/29/00					
	Exhibit A	2/29/00					
	Exhibit B	2/29/00					
	Exhibit C	2/29/00					
	Exhibit D	2/29/00					
	Exhibit E	2/29/00					
		2/29/00					
4-Physical Collocation	1	2/29/00					OMITTED- Maxcess has a standalone Collocation Agreement.
	2	2/29/00					
	3	2/29/00					
	4	2/29/00					
	5	2/29/00					

Version1Q00

**EXECUTIVE SUMMARY**  
**of**  
**(Maxcess, Inc.)**  
**BellSouth Standard Interconnection Agreement**

Attachment Name/Number	Section Number	Version Date	No Deviation	Deviation	Deviation Affect Compliance Y/N	If Compliance Item, Priority H/M/L	If Deviation, enter Paragraph No. And Brief Description of Deviation. If different by state, note here also.
	6	2/29/00					
	7	2/29/00					
	8	2/29/00					
	9	2/29/00					
	10	2/29/00					
	11	2/29/00					
	12	2/29/00					
	13	2/29/00					
	14	2/29/00					
	Exhibit A	2/29/00					
	Exhibit B	2/29/00					
5-Access to Numbers & Number Portability	1	2/29/00		X	Y		Added language for the conversion from INP to PNP. Added Conversion policy Conversion schedule Permanent Solution
	2	2/29/00					
	3	10/29/99					
	4	10/29/99					
	5	10/29/99					
	6	10/29/99					
	7	10/29/99					
	Exhibit A	10/29/99					
6-Ordering/Provisioning	1	10/29/99					
	2	10/29/99					
	3	10/29/99					

**EXECUTIVE SUMMARY**  
**of**  
**(Maxcess, Inc.)**  
**BellSouth Standard Interconnection Agreement**

<b>Attachment Name/Number</b>	<b>Section Number</b>	<b>Version Date</b>	<b>No Devia-tion</b>	<b>Deviation</b>	<b>Deviation Affect Compliance Y/N</b>	<b>If Compliance Item, Priority H/M/L</b>	<b>If Deviation, enter Paragraph No. And Brief Description of Deviation. If different by state, note here also.</b>
7-Billing & Billing Accuracy Certification	1	10/29/99					
	2	10/29/99					
	3	10/29/99					
	4	10/29/99					
	5	10/29/99					
	6	10/29/99					
	7	10/29/99					
	Exhibit A	10/29/99					
8-ROW/Conduits/PoleAtt	1	10/29/99					
9-Perf Measurement	Scope	10/29/99					
	Reporting	10/29/99					
	Modifications to Measurements	10/29/99					
	Enforcement Mechanisms	10/29/99					
	Appendix A	10/29/99					
	Appendix B	10/29/99					
	Appendix C	10/29/99					
	Appendix D	10/29/99					
	Appendix E	2/29/00					
Attachment 10 – Agreement Template		2/29/00					
Attachment 11- BellSouth Disaster Recovery Plan		2/29/00					

**AGREEMENT  
BETWEEN  
BELLSOUTH TELECOMMUNICATIONS INC.  
AND  
MAXCESS, INC.**

## **TABLE OF CONTENTS**

### **General Terms and Conditions**

#### **Part A**

1. Purpose
2. Term of the Agreement
3. Ordering Procedures
4. Parity
5. White Pages Listings
6. Bona Fide Request/New Business Request Process for Further Unbundling
7. Court Ordered Requests for Call Detail Records and Other Subscriber Information
8. Liability and Indemnification
9. Intellectual Property Rights and Indemnification
10. Treatment of Proprietary and Confidential Information
11. Assignments
12. Resolution of Disputes
13. Taxes
14. Force Majeure
15. Year 2000 Compliance
16. Modification of Agreement
17. Waivers
18. Governing Law
19. Arm's Length Negotiations
20. Notices
21. Rule of Construction
22. Headings of No Force or Effect
23. Multiple Counterparts
24. Implementation of Agreement
25. Filing of Agreement
26. Entire Agreement

#### **Part B - Definitions**

**Attachment 1 - Resale**

**Attachment 2 - Network Elements and Other Services**

**Attachment 3 - Network Interconnection**

**Attachment 4 – Negotiated Separately**

**Attachment 5 - Access to Numbers and Number Portability**

**Attachment 6 - Ordering and Provisioning**

**Attachment 7 - Billing and Billing Accuracy Certification**

**Attachment 8 - Rights-of-Way, Conduits and Pole Attachments**

**Attachment 9 - Performance Measurements**

**Attachment 10- Agreement Implementation Template**

**Attachment 11- BellSouth Disaster Recovery Plan**

**Attachment 12- High Frequency Spectrum Network Element**



## **AGREEMENT**

**THIS AGREEMENT** is made by and between BellSouth Telecommunications, Inc., (“BellSouth”), a Georgia corporation, and Maxcess, Inc., a Florida corporation, and shall be deemed effective as of August 1, 2000. This Agreement may refer to either BellSouth or Maxcess or both as a “Party” or “Parties.”

### **WITNESSETH**

WHEREAS, BellSouth is a local exchange telecommunications company authorized to provide telecommunications services in the states of Alabama, Florida, Georgia, Kentucky, Louisiana, Mississippi, North Carolina, South Carolina and Tennessee; and

WHEREAS, Maxcess is or seeks to become an alternative local exchange telecommunications company (“CLEC”) authorized to provide telecommunications services in the states of Alabama, Florida, Georgia, Kentucky, Louisiana, Mississippi, North Carolina, South Carolina, and Tennessee; and

WHEREAS, the Parties wish to resell BellSouth’s telecommunications services and/or interconnect their facilities, purchase network elements and other services, and exchange traffic specifically for the purposes of fulfilling their obligations pursuant to sections 251 and 252 of the Telecommunications Act of 1996 (“the Act”).

**NOW THEREFORE**, in consideration of the mutual agreements contained herein, BellSouth and Maxcess agree as follows:

#### **1. Purpose**

The Parties agree that the rates, terms and conditions contained within this Agreement, including all Attachments, comply and conform with each Parties' obligations under sections 251 and 252 of the Act. The resale, access and interconnection obligations contained herein enable Maxcess to provide competing telephone exchange service to residential and business subscribers within the territory of BellSouth. The Parties agree that Maxcess will not be considered to have offered telecommunications services to the public in any state within BellSouth’s region until such time as it has ordered services for resale or interconnection facilities for the purposes of providing business and/or residential local exchange service to customers.

**2. Term of the Agreement**

- 2.1 The term of this Agreement shall be two years, beginning August 1, 2000, and shall apply to the state(s) of Alabama, Florida, Georgia, Kentucky, Louisiana, Mississippi, North Carolina, South Carolina, and Tennessee. If as of the expiration of this Agreement, a Subsequent Agreement (as defined in Section 2.2 below) has not been executed by the Parties, this Agreement shall continue on a month-to-month basis while a Subsequent Agreement is being negotiated. The Parties' rights and obligations with respect to this Agreement after expiration shall be as set forth in Section 2.4 below.
- 2.2 The Parties agree that by no later than one hundred and eighty (180) days prior to the expiration of this Agreement, they shall commence negotiations with regard to the terms, conditions and prices of resale and/or local interconnection to be effective beginning on the expiration date of this Agreement ("Subsequent Agreement").
- 2.3 If, within one hundred and thirty-five (135) days of commencing the negotiation referred to in Section 2.2 above, the Parties are unable to satisfactorily negotiate new resale and/or local interconnection terms, conditions and prices, either Party may petition the Commission to establish appropriate local interconnection and/or resale arrangements pursuant to 47 U.S.C. 252. The Parties agree that, in such event, they shall encourage the Commission to issue its order regarding the appropriate local interconnection and/or resale arrangements no later than the expiration date of this Agreement. The Parties further agree that in the event the Commission does not issue its order prior to the expiration date of this Agreement, or if the Parties continue beyond the expiration date of this Agreement to negotiate the local interconnection and/or resale arrangements without Commission intervention, the terms, conditions and prices ultimately ordered by the Commission, or negotiated by the Parties, will be effective retroactive to the day following the expiration date of this Agreement.
- 2.4 Notwithstanding the foregoing, in the event that as of the date of expiration of this Agreement and conversion of this Agreement to a month-to-month term, the Parties have not entered into a Subsequent Agreement and either no arbitration proceeding has been filed in accordance with Section 2.3 above, or the Parties have not mutually agreed (where permissible) to extend the arbitration window for petitioning the applicable Commission(s) for resolution of those terms upon which the Parties have not agreed, then either Party may terminate this Agreement upon sixty (60) days notice to the other Party. In the event that BellSouth terminates this Agreement as provided above, BellSouth shall continue to offer services to Maxcess pursuant to the terms, conditions and rates set forth in BellSouth's Statement of Generally Available Terms (SGAT) to the extent an SGAT has been approved by the applicable Commission(s). If any state Commission has not approved a BellSouth SGAT, then upon BellSouth's termination of this Agreement as provided herein, BellSouth will continue to

provide services to Maxcess pursuant to BellSouth's then current standard interconnection agreement. In the event that the SGAT or BellSouth's standard interconnection agreement becomes effective as between the Parties, the Parties may continue to negotiate a Subsequent Agreement, and the terms of such Subsequent Agreement shall be effective retroactive to the day following expiration of this Agreement.

### **3. Ordering Procedures**

- 3.1 Maxcess shall provide BellSouth its Carrier Identification Code (CIC), Operating Company Number (OCN), Group Access Code (GAC) and Access Customer Name and Address (ACNA) code as applicable prior to placing its first order.
- 3.2 The Parties agree to adhere to the BellSouth Local Interconnection and Facility Based Ordering Guide and Resale Ordering Guide, as appropriate for the services ordered.
- 3.3 Maxcess shall pay charges for Operational Support Systems (OSS) as set forth in this Agreement in Attachment 1 and/or in Attachment 2, 3, 5 and 7 as applicable.

### **4. Parity**

When Maxcess purchases, pursuant to Attachment 1 of this Agreement, telecommunications services from BellSouth for the purposes of resale to end users, BellSouth shall provide said services so that the services are equal in quality, subject to the same conditions, and provided within the same provisioning time intervals that BellSouth provides to its affiliates, subsidiaries and end users. To the extent technically feasible, the quality of a Network Element, as well as the quality of the access to such Network Element provided by BellSouth to Maxcess shall be at least equal in quality to that which BellSouth provides to itself. The quality of the interconnection between the networks of BellSouth and the network of Maxcess shall be at a level that is equal to that which BellSouth provides itself, a subsidiary, an Affiliate, or any other party. The interconnection facilities shall be designed to meet the same technical criteria and service standards that are used within BellSouth's network and shall extend to a consideration of service quality as perceived by end users and service quality as perceived by Maxcess.

### **5. White Pages Listings**

BellSouth shall provide Maxcess and their customers access to white pages directory listings under the following terms:

- 5.1 Listings. Maxcess shall provide all new, changed and deleted listings on a timely basis and BellSouth or its agent will include Maxcess residential and business customer listings in the appropriate White Pages (residential and business) or

alphabetical directories. Directory listings will make no distinction between Maxcess and BellSouth subscribers.

- 5.2 Rates. BellSouth and Maxcess will provide to each other subscriber primary listing information in the White Pages for no charge except for the applicable service order charge as set forth in the appropriate tariff.
- 5.3 Procedures for Submitting Maxcess Subscriber Information are found in BellSouth's Ordering Guide for manually processed listings and in the Local Exchange Ordering Guide for mechanically submitted listings.
- 5.3.1 Upon written authorization from Maxcess and Notwithstanding any provision(s) to the contrary, Maxcess agrees to provide to BellSouth, and BellSouth agrees to accept, Maxcess's Subscriber Listing Information (SLI) relating to Maxcess's customers in the geographic area(s) covered by this Interconnection Agreement. Maxcess authorizes BellSouth to release all such Maxcess SLI provided to BellSouth by Maxcess to qualifying third parties via either license agreement or BellSouth's Directory Publishers Database Service (DPDS), General Subscriber Services Tariff, Section A38.2, as the same may be amended from time to time. Such CLEC SLI shall be intermingled with BellSouth's own customer listings of any other CLEC that has authorized a similar release of SLI. Where necessary, BellSouth will use good faith efforts to obtain state commission approval of any necessary modifications to Section A38.2 of its tariff to provide for release of third party directory listings, including modifications regarding listings to be released pursuant to such tariff and BellSouth's liability thereunder. BellSouth's obligation pursuant to this Section shall not arise in any particular state until the commission of such state has approved modifications to such tariff
- 5.3.2 No compensation shall be paid to Maxcess for BellSouth's receipt of Maxcess SLI, or for the subsequent release to third parties of such SLI. In addition, to the extent BellSouth **incurs costs to modify its systems to enable the release of CLEC's SLI, or** costs on an ongoing basis to administer the release of Maxcess SLI, Maxcess shall pay to BellSouth its proportionate share of the reasonable costs associated therewith. Before BellSouth incurs any costs under this Section, it shall inform Maxcess as of its good faith estimate of Maxcess's share of such costs, and Maxcess shall have the option of agreeing in writing to the costs, or of discontinuing BellSouth's release of Maxcess's SLI".
- 5.3.3 BellSouth shall not be liable for the content or accuracy of any SLI provided by Maxcess under this Agreement. Maxcess shall indemnify, hold harmless and defend BellSouth from and against any damages, losses, liabilities, demands claims, suits, judgments, costs and expenses (including but not limited to reasonable attorneys' fees and expenses) arising from BellSouth's tariff obligations or otherwise and resulting from or arising out of any third party's claim of inaccurate Maxcess listings or use of the SLI provided pursuant to this

Agreement. BellSouth shall forward to Maxcess any complaints received by BellSouth relating to the accuracy or quality of Maxcess listings.

- 5.3.4 Listings and subsequent updates will be released consistent with BellSouth system changes and/or update scheduling requirements.
- 5.4 Unlisted/Non-Published Subscribers. Maxcess will be required to provide to BellSouth the names, addresses and telephone numbers of all Maxcess customers that wish to be omitted from directories.
- 5.5 Inclusion of Maxcess Customers in Directory Assistance Database. BellSouth will include and maintain Maxcess subscriber listings in BellSouth's Directory Assistance databases at no recurring charge and Maxcess shall provide such Directory Assistance listings at no recurring charge. BellSouth and Maxcess will formulate appropriate procedures regarding lead-time, timeliness, format and content of listing information.
- 5.6 Listing Information Confidentiality. BellSouth will accord Maxcess's directory listing information the same level of confidentiality that BellSouth accords its own directory listing information, and BellSouth shall limit access to Maxcess's customer proprietary confidential directory information to those BellSouth employees who are involved in the preparation of listings.
- 5.7 Optional Listings. Additional listings and optional listings will be offered by BellSouth at tariffed rates as set forth in the General Subscriber Services Tariff.
- 5.8 Delivery. BellSouth or its agent shall deliver White Pages directories to Maxcess subscribers at no charge or as specified in a separate BAPCO agreement.

**6. Bona Fide Request/New Business Request Process for Further Unbundling**

If Maxcess is a facilities based provider or a facilities based and resale provider, this section shall apply. BellSouth shall, upon request of Maxcess, provide to Maxcess access to its network elements at any technically feasible point for the provision of Maxcess's telecommunications service where such access is necessary and failure to provide access would impair the ability of Maxcess to provide services that it seeks to offer. Any request by Maxcess for access to a network element, interconnection option, or for the provisioning of any service or product that is not already available shall be treated as a Bona Fide Request/New Business Request, and shall be submitted to BellSouth pursuant to the Bona Fide Request/New Business Request process set forth following. BellSouth will use best efforts to respond to such request within sixty (60) days.

- 6.1 A Bona Fide Request/New Business Request shall be submitted in writing to Maxcess's Account Manager by Maxcess and shall specifically identify the requested service date, technical requirements, space requirements and/or such

specifications that clearly define the request such that BellSouth has sufficient information to analyze and prepare a response. Such a request also shall include Maxcess's designation of the request as being (i) pursuant to the Telecommunications Act of 1996 or (ii) pursuant to the needs of the business.

## **7. Court Ordered Requests for Call Detail Records and Other Subscriber Information**

- 7.1 To the extent technically feasible, BellSouth maintains call detail records for Maxcess end users for limited time periods and can respond to subpoenas and court ordered requests for this information. BellSouth shall maintain such information for Maxcess end users for the same length of time it maintains such information for its own end users.
- 7.2 Maxcess agrees that BellSouth will respond to subpoenas and court ordered requests delivered directly to BellSouth for the purpose of providing call detail records when the targeted telephone numbers belong to Maxcess end users. Billing for such requests will be generated by BellSouth and directed to the law enforcement agency initiating the request.
- 7.3 Where BellSouth is providing to Maxcess telecommunications services for resale or providing to Maxcess the local switching function, then Maxcess agrees that in those cases where Maxcess receives subpoenas or court ordered requests regarding targeted telephone numbers belonging to Maxcess end users, if Maxcess does not have the requested information, Maxcess will advise the law enforcement agency initiating the request to redirect the subpoena or court ordered request to BellSouth. Where the request has been forwarded to BellSouth, billing for call detail information will be generated by BellSouth and directed to the law enforcement agency initiating the request.
- 7.4 In all other instances, Maxcess will provide Maxcess end user and/or other customer information that is available to Maxcess in response to subpoenas and court orders for their own customer records. When BellSouth receives subpoenas or court ordered requests regarding targeted telephone numbers belonging to Maxcess end users, BellSouth will advise the law enforcement agency initiating the request to redirect the subpoena or court ordered request to Maxcess.

## **8. Liability and Indemnification**

- 8.1 BellSouth Liability. BellSouth shall take financial responsibility for its own actions in causing, or its lack of action in preventing, unbillable or uncollectible Maxcess revenues.
- 8.2 Maxcess Liability. In the event that Maxcess consists of two (2) or more separate entities as set forth in the preamble to this Agreement, all such entities shall be jointly and severally liable for the obligations of Maxcess under this Agreement.

- 8.3      Liability for Acts or Omissions of Third Parties. Neither BellSouth nor Maxcess shall be liable for any act or omission of another telecommunications company providing a portion of the services provided under this Agreement.
- 8.4      Limitation of Liability.
- 8.4.1      Each Party's liability to the other for any loss, cost, claim, injury or liability or expense, including reasonable attorney's fees relating to or arising out of any negligent act or omission in its performance of this Agreement whether in contract or in tort, shall be limited to a credit for the actual cost of the services or functions not performed or improperly performed.
- 8.4.2      Limitations in Tariffs. A Party may, in its sole discretion, provide in its tariffs and contracts with its Customer and third parties that relate to any service, product or function provided or contemplated under this Agreement, that to the maximum extent permitted by Applicable Law, such Party shall not be liable to Customer or third Party for (i) any Loss relating to or arising out of this Agreement, whether in contract, tort or otherwise, that exceeds the amount such Party would have charged that applicable person for the service, product or function that gave rise to such Loss and (ii) Consequential Damages. To the extent that a Party elects not to place in its tariffs or contracts such limitations of liability, and the other Party incurs a Loss as a result thereof, such Party shall indemnify and reimburse the other Party for that portion of the Loss that would have been limited had the first Party included in its tariffs and contracts the limitations of liability that such other Party included in its own tariffs at the time of such Loss.
- 8.4.3      Neither BellSouth nor Maxcess shall be liable for damages to the other's terminal location, POI or other company's customers' premises resulting from the furnishing of a service, including, but not limited to, the installation and removal of equipment or associated wiring, except to the extent caused by a company's negligence or willful misconduct or by a company's failure to properly ground a local loop after disconnection.
- 8.4.4      Except for gross negligence and willful misconduct, Under no circumstance shall a Party be responsible or liable for indirect, incidental, or consequential damages, including, but not limited to, economic loss or lost business or profits, damages arising from the use or performance of equipment or software, or the loss of use of software or equipment, or accessories attached thereto, delay, error, or loss of data. In connection with this limitation of liability, each Party recognizes that the other Party may, from time to time, provide advice, make recommendations, or supply other analyses related to the Services, or facilities described in this Agreement, and, while each Party shall use diligent efforts in this regard, the Parties acknowledge and agree that this limitation of liability shall apply to provision of such advice, recommendations, and analyses.

8.5 Indemnification for Certain Claims. The Party providing services hereunder, its affiliates and its parent company, shall be indemnified, defended and held harmless by the Party receiving services hereunder against any claim, loss or damage arising from the receiving company's use of the services provided under this Agreement pertaining to (1) claims for libel, slander or invasion of privacy arising from the content of the receiving company's own communications, or (2) any claim, loss or damage claimed by the customer of the Party receiving services arising from such company's use or reliance on the providing company's services, actions, duties, or obligations arising out of this Agreement.

8.6 Disclaimer. EXCEPT AS SPECIFICALLY PROVIDED TO THE CONTRARY IN THIS AGREEMENT, NEITHER PARTY MAKES ANY REPRESENTATIONS OR WARRANTIES TO THE OTHER PARTY CONCERNING THE SPECIFIC QUALITY OF ANY SERVICES, OR FACILITIES PROVIDED UNDER THIS AGREEMENT. THE PARTIES DISCLAIM, WITHOUT LIMITATION, ANY WARRANTY OR GUARANTEE OF MERCHANTABILITY OR FITNESS FOR A PARTICULAR PURPOSE, ARISING FROM COURSE OF PERFORMANCE, COURSE OF DEALING, OR FROM USAGES OF TRADE.

## **9. Intellectual Property Rights and Indemnification**

9.1 No License. No patent, copyright, trademark or other proprietary right is licensed, granted or otherwise transferred by this Agreement. Maxcess is strictly prohibited from any use, including but not limited to in sales, in marketing or advertising of telecommunications services, of any BellSouth name, service mark or trademark.

9.2 Ownership of Intellectual Property. Any intellectual property which originates from or is developed by a Party shall remain in the exclusive ownership of that Party. Except for a limited license to use patents or copyrights to the extent necessary for the Parties to use any facilities or equipment (including software) or to receive any service solely as provided under this Agreement, no license in patent, copyright, trademark or trade secret, or other proprietary or intellectual property right now or hereafter owned, controlled or licensable by a Party, is granted to the other Party or shall be implied or arise by estoppel. It is the responsibility of each Party to ensure at no additional cost to the other Party that it has obtained any necessary licenses in relation to intellectual property of third Parties used in its network that may be required to enable the other Party to use any facilities or equipment (including software), to receive any service, or to perform its respective obligations under this Agreement.

9.3 Indemnification. The Party providing a service pursuant to this Agreement will defend the Party receiving such service or data provided as a result of such service against claims of infringement arising solely from the use by the receiving Party



of such service and will indemnify the receiving Party for any damages awarded based solely on such claims in accordance with Section 8 of this Agreement.

- 9.4 Claim of Infringement. In the event that use of any facilities or equipment (including software), becomes, or in reasonable judgment of the Party who owns the affected network is likely to become, the subject of a claim, action, suit, or proceeding based on intellectual property infringement, then said Party shall promptly and at its sole expense, but subject to the limitations of liability set forth below:
- 9.4.1 modify or replace the applicable facilities or equipment (including software) while maintaining form and function, or
- 9.4.2 obtain a license sufficient to allow such use to continue.
- 9.4.3 In the event 9.4.1 or 9.4.2 are commercially unreasonable, then said Party may, terminate, upon reasonable notice, this contract with respect to use of, or services provided through use of, the affected facilities or equipment (including software), but solely to the extent required to avoid the infringement claim.
- 9.5 Exception to Obligations. Neither Party's obligations under this Section shall apply to the extent the infringement is caused by: (i) modification of the facilities or equipment (including software) by the indemnitee; (ii) use by the indemnitee of the facilities or equipment (including software) in combination with equipment or facilities (including software) not provided or authorized by the indemnitor provided the facilities or equipment (including software) would not be infringing if used alone; (iii) conformance to specifications of the indemnitee which would necessarily result in infringement; or (iv) continued use by the indemnitee of the affected facilities or equipment (including software) after being placed on notice to discontinue use as set forth herein.
- 9.6 Exclusive Remedy. The foregoing shall constitute the Parties' sole and exclusive remedies and obligations with respect to a third party claim of intellectual property infringement arising out of the conduct of business under this Agreement.

## **10. Proprietary and Confidential Information**

- 10.1 Proprietary and Confidential Information: Defined. It may be necessary for BellSouth and Maxcess, each as the "Discloser," to provide to the other party, as "Recipient," certain proprietary and confidential information( including trade secret information) including but not limited to technical, financial, marketing, staffing and business plans and information, strategic information, , proposals, request for proposals, specifications, drawings, prices, costs, procedures, processes, business systems, software programs, techniques, customer account data, call detail records and like information (collectively the

Discloser's "Information"). All Information shall be provided to Recipient in written or other tangible or electronic form, clearly marked with a confidential and, proprietary notice. Information orally or visually provided to Recipient must be designated by Discloser as confidential and proprietary at the time of such disclosure and must be reduced to writing marked with a confidential and proprietary notice and provided to Recipient within thirty (30) calendar days after such oral or visual disclosure.

- 10.2 Use and Protection of Information. Recipient shall use the Information solely for the purpose(s) of performing this Agreement, and Recipient shall protect Information from any use, distribution or disclosure except as permitted hereunder. Recipient will use the same standard of care to protect Information as Recipient uses to protect its own similar confidential and proprietary information, but not less than a reasonable standard of care. Recipient may disclose Information solely to the Authorized Representatives of the Recipient who (a) have a substantive need to know such Information in connection with performance of the Agreement; (b) have been advised of the confidential and proprietary nature of the Information; and (c) have personally agreed in writing to protect from unauthorized disclosure all confidential and proprietary information, of whatever source, to which they have access in the course of their employment. "Authorized Representatives" are the officers, directors and employees of Recipient and its Affiliates, as well as Recipient's and its Affiliates' consultants, contractors, counsel and agents. "Affiliates" means any company that is owned in whole or in part, now or in the future, directly or indirectly through a subsidiary, by a party hereto.
- 10.3 Ownership, Copying & Return of Information. Information remains at all times the property of Discloser. Recipient may make tangible or electronic copies, notes, summaries or extracts of Information only as necessary for use as authorized herein. All such tangible or electronic copies, notes, summaries or extracts must be marked with the same confidential and proprietary notice as appears on the original. Upon Discloser's request, all or any requested portion of the Information (including, but not limited to, tangible and electronic copies, notes, summaries or extracts of any information) will be promptly returned to Discloser or destroyed, and Recipient will provide Discloser with written certification stating that such Information has been returned or destroyed.
- 10.4 Exceptions. Discloser's Information does not include: (a) any information publicly disclosed by Discloser; (b) any information Discloser in writing authorizes Recipient to disclose without restriction; (c) any information already lawfully known to Recipient at the time it is disclosed by the Discloser, without an obligation to keep confidential; or (d) any information Recipient lawfully obtains from any source other than Discloser, provided that such source lawfully disclosed and/or independently developed such information. If Recipient is required to provide Information to any court or government agency pursuant to written court order, subpoena, regulation or process of law, Recipient must first

provided Discloser with prompt written notice of such requirement and cooperate with Discloser to appropriately protect against or limit the scope of such disclosure. To the fullest extent permitted by law, Recipient will continue to protect as confidential and proprietary all Information disclosed in response to a written court order, subpoena, regulation or process of law.

- 10.5 Equitable Relief. Recipient acknowledges and agrees that any breach or threatened breach of this Agreement is likely to cause Discloser irreparable harm for which money damages may not be an appropriate or sufficient remedy. Recipient therefore agrees that Discloser or its Affiliates, as the case may be, are entitled to receive injunctive or other equitable relief to remedy or prevent any breach or threatened breach of this Agreement. Such remedy is not the exclusive remedy for any breach or threatened breach of this Agreement, but is in addition to all other rights and remedies available at law or in equity.

- 10.6 Survival of Confidentiality Obligations. The parties' rights and obligations under this Section 10 shall survive and continue in effect until two (2) years after the expiration or termination date of this Agreement with regard to all Information exchanged during the term of this Agreement. Thereafter, the parties' rights and obligations hereunder survive and continue in effect with respect to any Information that is a trade secret under applicable law.

## 11. **Assignments**

Any assignment by either Party to any non-affiliated entity of any right, obligation or duty, or of any other interest hereunder, in whole or in part, without the prior written consent of the other Party shall be void. A Party may assign this Agreement or any right, obligation, duty or other interest hereunder to an Affiliate company of the Party without the consent of the other Party. All obligations and duties of any Party under this Agreement shall be binding on all successors in interest and assigns of such Party. No assignment or delegation hereof shall relieve the assignor of its obligations under this Agreement in the event that the assignee fails to perform such obligations.

## 12. **Resolution of Disputes**

Except as otherwise stated in this Agreement, the Parties agree that if any dispute arises as to the interpretation of any provision of this Agreement or as to the proper implementation of this Agreement, either Party may petition the Commission for a resolution of the dispute. However, each Party reserves any rights it may have to seek judicial review of any ruling made by the Commission concerning this Agreement.

## 13. **Taxes**

- 13.1 Definition. For purposes of this Section, the terms “taxes” and “fees” shall include but not limited to federal, state or local sales, use, excise, gross receipts or other taxes or tax-like fees of whatever nature and however designated (including tariff surcharges and any fees, charges or other payments, contractual or otherwise, for the use of public streets or rights of way, whether designated as franchise fees or otherwise) imposed, or sought to be imposed, on or with respect to the services furnished hereunder or measured by the charges or payments therefore, excluding any taxes levied on income.
- 13.2 Taxes and Fees Imposed Directly On Either Providing Party or Purchasing Party.
- 13.2.1 Taxes and fees imposed on the providing Party, which are not permitted or required to be passed on by the providing Party to its customer, shall be borne and paid by the providing Party.
- 13.2.2 Taxes and fees imposed on the purchasing Party, which are not required to be collected and/or remitted by the providing Party, shall be borne and paid by the purchasing Party.
- 13.3 Taxes and Fees Imposed on Purchasing Party But Collected And Remitted By Providing Party.
- 13.3.1 Taxes and fees imposed on the purchasing Party shall be borne by the purchasing Party, even if the obligation to collect and/or remit such taxes or fees is placed on the providing Party.
- 13.3.2 To the extent permitted by applicable law, any such taxes and/or fees shall be shown as separate items on applicable billing documents between the Parties. Notwithstanding the foregoing, the purchasing Party shall remain liable for any such taxes and fees regardless of whether they are actually billed by the providing Party at the time that the respective service is billed. However, BellSouth will make best efforts to bill such taxes at the time the respective service is billed.
- 13.3.3 If the purchasing Party determines that in its opinion any such taxes or fees are not payable, the providing Party shall not bill such taxes or fees to the purchasing Party if the purchasing Party provides written certification, reasonably satisfactory to the providing Party, stating that it is exempt or otherwise not subject to the tax or fee, setting forth the basis therefor, and satisfying any other requirements under applicable law. If any authority seeks to collect any such tax or fee that the purchasing Party has determined and certified not to be payable, or any such tax or fee that was not billed by the providing Party, the purchasing Party may contest the same in good faith, at its own expense. In any such contest, the purchasing Party shall promptly furnish the providing Party with copies of all filings in any proceeding, protest, or legal challenge, all rulings issued in connection therewith, and all correspondence between the purchasing Party and the taxing authority.

- 13.3.4 In the event that all or any portion of an amount sought to be collected must be paid in order to contest the imposition of any such tax or fee, or to avoid the existence of a lien on the assets of the providing Party during the pendency of such contest, the purchasing Party shall be responsible for such payment and shall be entitled to the benefit of any refund or recovery.
- 13.3.5 If it is ultimately determined that any additional amount of such a tax or fee is due to the imposing authority, the purchasing Party shall pay such additional amount, including any interest and penalties thereon.
- 13.3.6 Notwithstanding any provision to the contrary, the purchasing Party shall protect, indemnify and hold harmless (and defend at the purchasing Party's expense) the providing Party from and against any such tax or fee, interest or penalties thereon, or other charges or payable expenses (including reasonable attorney fees) with respect thereto, which are incurred by the providing Party in connection with any claim for or contest of any such tax or fee.
- 13.3.7 Each Party shall notify the other Party in writing of any assessment, proposed assessment or other claim for any additional amount of such a tax or fee by a taxing authority; such notice to be provided, if possible, at least ten (10) days prior to the date by which a response, protest or other appeal must be filed, but in no event later than thirty (30) days after receipt of such assessment, proposed assessment or claim.
- 13.4 Taxes and Fees Imposed on Providing Party But Passed On To Purchasing Party.
- 13.4.1 Taxes and fees imposed on the providing Party, which are permitted or required to be passed on by the providing Party to its customer, shall be borne by the purchasing Party.
- 13.4.2 To the extent permitted by applicable law, any such taxes and/or fees shall be shown as separate items on applicable billing documents between the Parties. Notwithstanding the foregoing, the purchasing Party shall remain liable for any such taxes and fees regardless of whether they are actually billed by the providing Party at the time that the respective service is billed.
- 13.4.3 If the purchasing Party disagrees with the providing Party's determination as to the application or basis for any such tax or fee, the Parties shall consult with respect to the imposition and billing of such tax or fee. Notwithstanding the foregoing, the providing Party shall retain ultimate responsibility for determining whether and to what extent any such taxes or fees are applicable, and the purchasing Party shall abide by such determination and pay such taxes or fees to the providing Party. The providing Party shall further retain ultimate responsibility for determining whether and how to contest the imposition of such taxes and fees; provided, however, that any such contest undertaken at the request of the purchasing Party shall be at the purchasing Party's expense.

- 13.4.4 In the event that all or any portion of an amount sought to be collected must be paid in order to contest the imposition of any such tax or fee, or to avoid the existence of a lien on the assets of the providing Party during the pendency of such contest, the purchasing Party shall be responsible for such payment and shall be entitled to the benefit of any refund or recovery.
- 13.4.5 If it is ultimately determined that any additional amount of such a tax or fee is due to the imposing authority, the purchasing Party shall pay such additional amount, including any interest and penalties thereon.
- 13.4.6 Notwithstanding any provision to the contrary, the purchasing Party shall protect indemnify and hold harmless (and defend at the purchasing Party's expense) the providing Party from and against any such tax or fee, interest or penalties thereon, or other reasonable charges or payable expenses (including reasonable attorney fees) with respect thereto, which are incurred by the providing Party in connection with any claim for or contest of any such tax or fee.
- 13.4.7 Each Party shall notify the other Party in writing of any assessment, proposed assessment or other claim for any additional amount of such a tax or fee by a taxing authority; such notice to be provided, if possible, at least ten (10) days prior to the date by which a response, protest or other appeal must be filed, but in no event later than thirty (30) days after receipt of such assessment, proposed assessment or claim.
- 13.5 Mutual Cooperation. In any contest of a tax or fee by one Party, the other Party shall cooperate fully by providing records, testimony and such additional information or assistance as may reasonably be necessary to pursue the contest. Further, the other Party shall be reimbursed for any reasonable and necessary out-of-pocket copying and travel expenses incurred in assisting in such contest.

#### **14. Force Majeure**

In the event performance of this Agreement, or any obligation hereunder, is either directly or indirectly prevented, restricted, or interfered with by reason of fire, flood, earthquake or like acts of God, wars, revolution, civil commotion, explosion, acts of public enemy, embargo, acts of the government in its sovereign capacity, labor difficulties, including without limitation, strikes, slowdowns, picketing, or boycotts, unavailability of equipment from vendor, changes requested by Customer, or any other circumstances beyond the reasonable control and without the fault or negligence of the Party affected, the Party affected, upon giving prompt notice to the other Party, shall be excused from such performance on a day-to-day basis to the extent of such prevention, restriction, or interference (and the other Party shall likewise be excused from performance of its obligations on a day-to-day basis until the delay, restriction or interference has ceased); provided however, that the Party so affected shall use diligent efforts to avoid or

remove such causes of non-performance and both Parties shall proceed whenever such causes are removed or cease.

## **15. Year 2000 Compliance**

Each Party warrants that it has implemented a program the goal of which is to ensure that all software, hardware and related materials (collectively called “Systems”) delivered, connected with BellSouth or supplied in the furtherance of the terms and conditions specified in this Agreement: (i) will record, store, process and display calendar dates falling on or after January 1, 2000, in the same manner, and with the same functionality as such software records, stores, processes and calendar dates falling on or before December 31, 1999; and (ii) shall include without limitation date data century recognition, calculations that accommodate same century and multcentury formulas and date values, and date data interface values that reflect the century.

## **16. Modification of Agreement**

- 16.1 BellSouth shall make available, pursuant to 47 USC § 252 and the FCC rules and regulations regarding such availability, to Maxcess any interconnection, service, or network element provided under any other agreement filed and approved pursuant to 47 USC § 252. The Parties shall adopt all rates, terms and conditions concerning such other interconnection, service or network element and any other rates, terms and conditions that are interrelated or were negotiated in exchange for or in conjunction with the interconnection, service or network element being adopted. The adopted interconnection, service, or network element and agreement shall apply to the same states as such other agreement and for the identical term of such other agreement.
- 16.2 If Maxcess changes its name or makes changes to its company structure or identity due to a merger, acquisition, transfer or any other reason, it is the responsibility of Maxcess to notify BellSouth of said change and request that an amendment to this Agreement, if necessary, be executed to reflect said change.
- 16.3 No modification, amendment, supplement to, or waiver of the Agreement or any of its provisions shall be effective and binding upon the Parties unless it is made in writing and duly signed by the Parties.
- 16.4 Execution of this Agreement by either Party does not confirm or infer that the executing Party agrees with any decision(s) issued pursuant to the Telecommunications Act of 1996 and the consequences of those decisions on specific language in this Agreement. Neither Party waives its rights to appeal or otherwise challenge any such decision(s) and each Party reserves all of its rights to pursue any and all legal and/or equitable remedies, including appeals of any such decision(s).

16.5 In the event that any effective legislative, regulatory, judicial or other legal action materially affects any material terms of this Agreement, or the ability of Maxcess or BellSouth to perform any material terms of this Agreement, Maxcess or BellSouth may, on thirty (30) days' written notice require that such terms be renegotiated, and the Parties shall renegotiate in good faith such mutually acceptable new terms as may be required. In the event that such new terms are not renegotiated within ninety (90) days after such notice, the Dispute shall be referred to the Dispute Resolution procedure set forth in Section 12.

16.6 If any provision of this Agreement, or the application of such provision to either Party or circumstance, shall be held invalid, the remainder of the Agreement, or the application of any such provision to the Parties or circumstances other than those to which it is held invalid, shall not be effective thereby, provided that the Parties shall attempt to reformulate such invalid provision to give effect to such portions thereof as may be valid without defeating the intent of such provision.

## **17. Waivers**

A failure or delay of either Party to enforce any of the provisions hereof, to exercise any option which is herein provided, or to require performance of any of the provisions hereof shall in no way be construed to be a waiver of such provisions or options, and each Party, notwithstanding such failure, shall have the right thereafter to insist upon the specific performance of any and all of the provisions of this Agreement.

## **18. Governing Law**

This Agreement shall be governed by, and construed and enforced in accordance with, the laws of the State of Georgia, without regard to its conflict of laws principles.

## **19. Arm's Length Negotiations**

This Agreement was executed after arm's length negotiations between the undersigned Parties and reflects the conclusion of the undersigned that this Agreement is in the best interests of all Parties.

## **20. Notices**

20.1 Every notice, consent, approval, or other communications required or contemplated by this Agreement shall be in writing and shall be delivered in person or given by postage prepaid mail, address to:

**BellSouth Telecommunications, Inc.**

CLEC Account Team



9<sup>th</sup> Floor  
600 North 19<sup>th</sup> Street  
Birmingham, Alabama 35203

and

General Attorney - COU  
Suite 4300  
675 W. Peachtree St.  
Atlanta, GA 30375

**Maxcess, Inc.**

MAXCESS, Inc.  
100 West Lucerne Circle  
Suite 500  
Orlando, FL 32801  
Attn. Dan Webb  
Chief Technology Officer  
dwebb@maxcess.net  
phone: 407-513-7700  
Fax: 407-513-7701

A copy should be sent to MAXCESS, Inc.  
315 South Calhoun  
Suite 314  
Tallahassee, FL 32301  
Attn. Doris Franklin  
dfranklin@maxcess.net

or at such other address as the intended recipient previously shall have designated by written notice to the other Party.

- 20.2 Where specifically required, notices shall be by certified or registered mail. Unless otherwise provided in this Agreement, notice by mail shall be effective on the date it is officially recorded as delivered by return receipt or equivalent, and in the absence of such record of delivery, it shall be presumed to have been delivered the fifth day, or next business day after the fifth day, after it was deposited in the mails.
- 20.3 BellSouth shall provide Maxcess notice via Internet posting of price changes and of changes to the terms and conditions of services available for resale.

**21. Rule of Construction**

No rule of construction requiring interpretation against the drafting Party hereof shall apply in the interpretation of this Agreement.

**22. Headings of No Force or Effect**

The headings of Articles and Sections of this Agreement are for convenience of reference only, and shall in no way define, modify or restrict the meaning or interpretation of the terms or provisions of this Agreement.

**23. Multiple Counterparts**

This Agreement may be executed multiple counterparts, each of which shall be deemed an original, but all of which shall together constitute but one and the same document.

**24. Implementation of Agreement**

If Maxcess is a facilities based provider or a facilities based and resale provider, this section shall apply. Within 60 days of the execution of this Agreement, the Parties will adopt a schedule for the implementation of the Agreement. The schedule shall state with specificity time frames for submission of including but not limited to, network design, interconnection points, collocation arrangement requests, pre-sales testing and full operational time frames for the business and residential markets. An implementation template to be used for the implementation schedule is contained in Attachment 10 of this Agreement.

**25. Filing of Agreement**

Upon execution of this Agreement it shall be filed with the appropriate state regulatory agency pursuant to the requirements of Section 252 of the Act. If the regulatory agency imposes any filing or public interest notice fees regarding the filing or approval of the Agreement, Maxcess shall be responsible for publishing the required notice and the publication and/or notice costs shall be borne by Maxcess.

**26. Entire Agreement**

This Agreement and its Attachments, incorporated herein by this reference, sets forth the entire understanding and supersedes prior Agreements between the Parties relating to the subject matter contained herein and merges all prior discussions between them, and neither Party shall be bound by any definition, condition, provision, representation, warranty, covenant or promise other than as expressly stated in this Agreement or as is contemporaneously or subsequently set

forth in writing and executed by a duly authorized officer or representative of the Party to be bound thereby.

**This Agreement may include attachments with provisions for the following services:**

Network Elements and Other Services  
Local Interconnection  
Resale  
Collocation  
Access to Number and Number Portability  
Ordering and Provisioning  
Billing  
Performance Measurements  
Disaster Recovery

**The following services are included as options for purchase by Maxcess. Maxcess shall elect said services by written request to its Account Manager if applicable.**

Optional Daily Usage File (ODUF)  
Enhanced Optional Daily Usage File (EODUF)  
Access Daily Usage File (ADUF)  
Line Information Database (LIDB) Storage  
Centralized Message Distribution Service (CMDS)  
Calling Name (CNAM)

IN WITNESS WHEREOF, the Parties have executed this Agreement the day and year above first written.

**BellSouth Telecommunications, Inc.**

Signature on File

\_\_\_\_\_  
Signature

\_\_\_\_\_  
Jerry D. Hendrix

Name

Sr. Director – Interconnection Services

Title

08/01/00

\_\_\_\_\_  
Date

**Maxcess, Inc.**

Signature on File

\_\_\_\_\_  
Signature

Dan Webb

\_\_\_\_\_  
Name

CTO

\_\_\_\_\_  
Title

07/28/00

\_\_\_\_\_  
Date

## Definitions

**Affiliate** is defined as a person that (directly or indirectly) owns or controls, is owned or controlled by, or is under common ownership or control with, another person. For purposes of this paragraph, the term “own” means to own an equity interest (or equivalent thereof) of more than 10 percent.

**Centralized Message Distribution System** is the Telcordia (formerly BellCore) administered national system, based in Kansas City, Missouri, used to exchange Exchange Message Interface (EMI) formatted data among host companies.

**Commission** is defined as the appropriate regulatory agency in each of BellSouth’s nine state region, Alabama, Florida, Georgia, Kentucky, Louisiana, Mississippi, North Carolina, South Carolina, and Tennessee.

**Daily Usage File** is the compilation of messages or copies of messages in standard Exchange Message Interface (EMI) format exchanged from BellSouth to a CLEC.

**Exchange Message Interface** is the nationally administered standard format for the exchange of data among the Exchange Carriers within the telecommunications industry.

**Information Service** means the offering of a capability for generating, acquiring, storing, transforming, processing, retrieving, utilizing, or making available information via telecommunications, and includes electronic publishing, but does not include any use of any such capability for the management, control, or operation of a telecommunications system or the management of a telecommunications service.

**Intercompany Settlements (ICS)** is the revenue associated with charges billed by a company other than the company in whose service area such charges were incurred. ICS on a national level includes third number and credit card calls and is administered by Telcordia (formerly BellCore)’s Calling Card and Third Number Settlement System (CATS). Included is traffic that originates in one Regional Bell Operating Company’s (RBOC) territory and bills in another RBOC’s territory.

**Intermediary function** is defined as the delivery of traffic from Maxcess; a CLEC other than Maxcess or another telecommunications carrier through the network of BellSouth or Maxcess to an end user of Maxcess; a CLEC other than Maxcess or another telecommunications carrier.

**Local Interconnection** is defined as 1) the delivery of local traffic to be terminated on each Party’s local network so that end users of either Party have the ability to reach end users of the other Party without the use of any access code or substantial delay in the processing of the call; 2) the LEC network features, functions, and capabilities set forth in this Agreement; and 3) Service Provider Number Portability sometimes referred to as temporary telephone number portability to be implemented pursuant to the terms of this Agreement.

**Local Traffic** Local Traffic is defined as any telephone call that originates and terminates in the same LATA and is billed by the originating party as a local call. The Parties have been unable to agree upon whether, pursuant to the FCC's Declaratory Ruling in Docket CC-99-98, Enhanced Service Provider ("ESP") and Information Service Provider ("ISP") traffic should be considered Local Traffic for purposes of this Agreement. Therefore, without prejudice to either Party's position concerning the nature of ESP and ISP traffic, the Parties agree that for purposes of this Agreement only, ESP and ISP traffic shall not be deemed Local Traffic in determining compensation to be exchanged between the Parties pursuant to Attachment 3, Section 5 of this Agreement.

**Message Distribution** is routing determination and subsequent delivery of message data from one company to another. Also included is the interface function with CMDS, where appropriate.

**Multiple Exchange Carrier Access Billing ("MECAB")** means the document prepared by the Billing Committee of the Ordering and Billing Forum ("OBF"), which functions under the auspices of the Carrier Liaison Committee of the Alliance for Telecommunications Industry Solutions ("ATIS") and by Telcordia (formerly BellCore) as Special Report SR-BDS-000983, Containing the recommended guidelines for the billing of Exchange Service access provided by two or more LECs and/or CLECs or by one LEC in two or more states within a single LATA.

**Network Element** is defined to mean a facility or equipment used in the provision of a telecommunications service. Such term may include, but is not limited to, features, functions, and capabilities that are provided by means of such facility or equipment, including but not limited to, subscriber numbers, databases, signaling systems, and information sufficient for billing and collection or used in the transmission, routing, or other provision of a telecommunications service. BellSouth offers access to the Network Elements, unbundled loops; network interface device; sub-loop elements; local switching; transport; tandem switching; operator systems; signaling; access to call-related databases; dark fiber as set forth in Attachment 2 of this Agreement.

**Non-Intercompany Settlement System (NICS)** is the Telcordia (formerly BellCore) system that calculates non-intercompany settlements amounts due from one company to another within the same RBOC region. It includes credit card, third number and collect messages.

**Percent of Interstate Usage (PIU)** is defined as a factor to be applied to terminating access services minutes of use to obtain those minutes that should be rated as interstate access services minutes of use. The numerator includes all interstate "non-intermediary" minutes of use, including interstate minutes of use that are forwarded due to service provider number portability less any interstate minutes of use for Terminating Party Pays services, such as 800 Services. The denominator includes all "non-intermediary", local, interstate, intrastate, toll and access minutes of use adjusted for service provider number portability less all minutes attributable to terminating Party pays services.

**Percent Local Usage (PLU)** is defined as a factor to be applied to intrastate terminating minutes of use. The numerator shall include all "non-intermediary" local minutes of use adjusted for those minutes of use that only apply local due to Service Provider Number Portability. The

denominator is the total intrastate minutes of use including local, intrastate toll, and access, adjusted for Service Provider Number Portability less intrastate terminating Party pays minutes of use.

**Revenue Accounting Office (RAO) Status Company** is a local exchange company/alternate local exchange company that has been assigned a unique RAO code. Message data exchanged among RAO status companies is grouped (i.e. packed) according to From/To/Bill RAO combinations.

**Service Control Points (“SCPs”)** are defined as databases that store information and have the ability to manipulate data required to offer particular services.

**Signal Transfer Points (“STPs”)** are signaling message switches that interconnect Signaling Links to route signaling messages between switches and databases. STPs enable the exchange of Signaling System 7 (“SS7”) messages between switching elements, database elements and STPs. STPs provide access to various BellSouth and third party network elements such as local switching and databases.

**Signaling links** are dedicated transmission paths carrying signaling messages between carrier switches and signaling networks. Signal Link Transport is a set of two or four dedicated 56 kbps transmission paths between Maxcess designated Signaling Points of Interconnection that provide a diverse transmission path and cross connect to a BellSouth Signal Transfer Point.

**Telecommunications** means the transmission, between or among points specified by the user, of information of the user’s choosing, without change in the form or content of the information as sent and received.

**Telecommunications Service** means the offering of telecommunications for a fee directly to the public, or to such classes of users as to be effectively available directly to the public, regardless of the facilities used.

**Telecommunications Act of 1996 (“Act”)** means Public Law 104-104 of the United States Congress effective February 8, 1996. The Act amended the Communications Act of 1934 (47, U.S.C. Section 1 et. seq.).

## **Attachment 1**

### **Resale**

## TABLE OF CONTENTS

<b>1.</b>	<b>Discount Rates.....</b>	<b>3</b>
<b>2.</b>	<b>Definition of Terms .....</b>	<b>3</b>
<b>3.</b>	<b>General Provisions .....</b>	<b>4</b>
<b>4.</b>	<b>Bellsouth's Provision of Services To Maxcess .....</b>	<b>8</b>
<b>5.</b>	<b>Maintenance of Services .....</b>	<b>9</b>
<b>6.</b>	<b>Establishment of Service .....</b>	<b>10</b>
<b>7.</b>	<b>Payment and Billing Arrangements .....</b>	<b>11</b>
<b>8.</b>	<b>Discontinuance of Service.....</b>	<b>14</b>
<b>9.</b>	<b>Line Information Database (LIDB).....</b>	<b>15</b>
<b>10.</b>	<b>RAO Hosting.....</b>	<b>15</b>
<b>11.</b>	<b>Optional Daily Usage File (ODUF).....</b>	<b>16</b>
<b>12.</b>	<b>Enhanced Optional Daily Usage File (EODUF) .....</b>	<b>16</b>
	<b>Exhibit A – Applicable Discounts/OSS Rates.....</b>	<b>.17</b>
	<b>Exhibit B – Resale Restrictions.....</b>	<b>20</b>
	<b>Exhibit C – Line Information Database (LIDB) Storage Agreement.....</b>	<b>.22</b>
	<b>Exhibit D – CMDS/ROA Hosting.....</b>	<b>.28</b>
	<b>Exhibit E – Optional Daily Usage File ODUF).....</b>	<b>33</b>
	<b>Exhibit F – Enhanced Option Daily Usage File (EODUF).....</b>	<b>37</b>
	<b>Exhibit G – ODUF/EODUF/CMDS Rates.....</b>	<b>Rate Table</b>



## **RESALE**

### **1. Discount Rates**

The discount rates applied to Maxcess purchases of BellSouth Telecommunications Services for the purpose of resale shall be as set forth in Exhibit A. Such discount shall reflect the costs avoided by BellSouth when selling a service for wholesale purposes.

### **2. Definition of Terms**

- 2.1 COMPETITIVE LOCAL EXCHANGE COMPANY (CLEC) means a telephone company certificated by the public service commissions of BellSouth's franchised area to provide local exchange service within BellSouth's franchised area.
- 2.2 CUSTOMER OF RECORD means the entity responsible for placing application for service; requesting additions, rearrangements, maintenance or discontinuance of service; payment in full of charges incurred such as non-recurring, monthly recurring, toll, directory assistance, etc.
- 2.3 DEPOSIT means assurance provided by a customer in the form of cash, surety bond or bank letter of credit to be held by BellSouth.
- 2.4 END USER means the ultimate user of the telecommunications services.
- 2.5 END USER CUSTOMER LOCATION means the physical location of the premises where an end user makes use of the telecommunications services.
- 2.6 NEW SERVICES means functions, features or capabilities that are not currently offered by BellSouth. This includes packaging of existing services or combining a new function, feature or capability with an existing service.
- 2.7 RESALE means an activity wherein a certificated CLEC, such as Maxcess subscribes to the telecommunications services of BellSouth and then offers those telecommunications services to the public

- 2.8 RESALE SERVICE AREA means the area, as defined in a public service commission approved certificate of operation, within which a CLEC, such as Maxcess, may offer resold local exchange telecommunications service.

### **3. General Provisions**

- 3.1 Maxcess may resell the tariffed local exchange and toll telecommunications services of BellSouth contained in the General Subscriber Service Tariff and Private Line Service Tariff subject to the terms, and conditions specifically set forth herein. Notwithstanding the foregoing, the exclusions and limitations on services available for resale will be as set forth in Exhibit B, attached hereto and incorporated herein by this reference.
- 3.2 All of the negotiated rates, terms and conditions set forth in this Attachment pertain to the resale of BellSouth's retail telecommunications services and other services specified in this Attachment. BellSouth shall make available telecommunications services for resale at the discount rates set forth in Exhibit A to this Agreement and subject to the exclusions and limitations set forth in Exhibit B to this Agreement. BellSouth does not however waive its rights to appeal or otherwise challenge any decision regarding resale that resulted in the discount rates contained in Exhibit A or the exclusions and limitations contained in Exhibit B. BellSouth reserves the right to pursue any and all legal and/or equitable remedies, including appeals of any decisions. If such appeals or challenges result in changes in the discount rates or exclusions and limitations, the parties agree that appropriate modifications to this Agreement will be made promptly to make its terms consistent with the outcome of the appeal.
- 3.3 Maxcess may purchase resale services from BellSouth for their own use in operating their business. The resale discount will apply to those services under the following conditions:
- 3.3.1 Maxcess must resell services to other end users.
- 3.3.2 Maxcess must order services through resale interfaces, i.e., the Local Carrier Service Center (LCSC) and/or appropriate Resale Account Teams pursuant to Section 3 of the General Terms and Conditions.
- 3.3.3 Maxcess cannot be a competitive local exchange telecommunications company for the single purpose of selling to themselves.
- 3.4 The provision of services by BellSouth to Maxcess does not constitute a joint undertaking for the furnishing of any service.

- 3.5 Maxcess will be the customer of record for all services purchased from BellSouth. Except as specified herein, BellSouth will take orders from, bill and expect payment from Maxcess for said services.
- 3.6 Maxcess will be BellSouth's single point of contact for all services purchased pursuant to this Agreement. BellSouth shall have no contact with the end user except to the extent provided for herein.
- 3.7 BellSouth will continue to bill the end user for any services that the end user specifies it wishes to receive directly from BellSouth.
- 3.8 BellSouth maintains the right to serve directly any end user within the service area of Maxcess. BellSouth will continue to directly market its own telecommunications products and services and in doing so may establish independent relationships with end users of Maxcess.
- 3.9 Neither Party shall interfere with the right of any person or entity to obtain service directly from the other Party.
- 3.10 Current telephone numbers may normally be retained by the end user and are assigned to the service furnished. However, neither Party nor the end user has a property right to the telephone number or any other call number designation associated with services furnished by BellSouth, and no right to the continuance of service through any particular central office. BellSouth reserves the right to change such numbers, or the central office designation associated with such numbers, or both, whenever BellSouth deems it necessary to do so in the conduct of its business and in accordance with BellSouth practices and procedures on a nondiscriminatory basis.
- 3.11 For the purpose of the resale of BellSouth's telecommunications services by Maxcess, BellSouth will provide Maxcess with an on line access to telephone numbers for reservation on a first come first serve basis. Such reservations of telephone numbers, on a pre-ordering basis shall be for a period of nine (9) days. Maxcess acknowledges that there may be instances where there is a shortage of telephone numbers in a particular Common Language Location Identifier Code (CLLIC) and in such instances BellSouth may request that Maxcess cancel its reservations of numbers. Maxcess shall comply with such request.
- 3.12 Further, upon Maxcess's request, and for the purpose of the resale of BellSouth's telecommunications services by Maxcess, BellSouth will reserve up to 100 telephone numbers per CLLIC, for Maxcess's sole use. Such telephone number reservations shall be valid for ninety (90) days from the reservation date. Maxcess acknowledges that there may be instances where there is a shortage of telephone numbers in a

- particular CLLIC and in such instances BellSouth shall use its best efforts to reserve for a ninety (90) day period a sufficient quantity of Maxcess's reasonable need in that particular CLLIC.
- 3.13 Service is furnished subject to the condition that it will not be used for any unlawful purpose.
  - 3.14 Service will be discontinued if any law enforcement agency advises that the service being used is in violation of the law.
  - 3.15 BellSouth can refuse service when it has grounds to believe that service will be used in violation of the law.
  - 3.16 BellSouth accepts no responsibility to any person for any unlawful act committed by Maxcess or its end users as part of providing service to Maxcess for purposes of resale or otherwise.
  - 3.17 BellSouth will cooperate fully with law enforcement agencies with subpoenas and court orders for assistance with BellSouth's end users, pursuant to Section 7 of the General Terms and Conditions
  - 3.18 The characteristics and methods of operation of any circuits, facilities or equipment provided by any person or entity other than BellSouth shall not:
    - 3.18.1 Interfere with or impair service over any facilities of BellSouth, its affiliates, or its connecting and concurring carriers involved in its service; or
    - 3.18.2 Cause damage to BellSouth's plant;
    - 3.18.3 Impair the privacy of any communications; or
    - 3.18.4 Create hazards to any BellSouth employees or the public.
  - 3.19 If Maxcess utilizes a BellSouth resold telecommunications service in a manner other than which the service was originally intended as described in BellSouth's retail tariffs, Maxcess has the responsibility to notify BellSouth. BellSouth will only provision and maintain said service consistent with the terms and conditions of the tariff describing said service.
  - 3.20 Facilities and/or equipment utilized by BellSouth to provide service to Maxcess remain the property of BellSouth.

- 3.21 White page directory listings will be provided in accordance with Section 5 of the General Terms and Conditions.
- 3.22 BellSouth provides electronic access to customer record information. Access is provided through the Local Exchange Navigation System (LENS) and the Telecommunications Access Gateway (TAG). Customer Record Information includes but is not limited to, customer specific information in CRIS and RSAG. In addition, Maxcess shall provide to BellSouth access to customer record information including electronic access where available. Otherwise, upon request by BellSouth Maxcess shall provide paper copies of customer record information within a reasonable period of time by BellSouth. Customer Record Information is equivalent to but not limited to the type of customer specific information contained in CRIS and RSAG. The Parties agree not to view, copy, or otherwise obtain access to the customer record information of any customer without that customer's permission, and further agrees that Maxcess and BellSouth will obtain access to customer record information only in strict compliance with applicable laws, rules, or regulations of the State in which the service is provided.
- 3.23 All costs incurred by BellSouth to develop and implement operational interfaces shall be recovered from Resellers who utilize the services. Charges for use of Operational Support Systems (OSS) shall be as set forth in Exhibit A of this Attachment.
- 3.24 Where available to BellSouth's end users, BellSouth shall provide the following telecommunications services at a discount to allow for voice mail services:
- Simplified Message Desk Interface - Enhanced ("SMDI-E")
  - Simplified Message Desk Interface ("SMDI")
  - Message Waiting Indicator ("MWI") stutter dialtone and message waiting light feature capabilities
  - Call Forward on Busy ("CF/B")
  - Call Forward Don't Answer ("CF/DA")
- Further, BellSouth messaging services set forth in BellSouth's Messaging Service Information Package shall be made available for resale without the wholesale discount.
- 3.24.1 BellSouth shall provide branding for, or shall unbrand, voice mail services to Maxcess per the Bona Fide Request/New Business Request process as set forth in Section 6 of the General Terms and Conditions.

- 3.25 BellSouth's Inside Wire Maintenance Service Plans may be made available for resale at rates, terms and conditions as set forth by BellSouth and without the wholesale discount.
- 3.26 If Maxcess requires a special assembly Maxcess agrees to pay the costs incurred by BellSouth for providing the requested special assembly. The costs will be provided to Maxcess prior to providing the service. Such costs could include both recurring and non-recurring charges and shall exclude any cost attributable to any marketing ,billing collection or other costs that will be avoided by BellSouth in providing service to Maxcess .
- 3.27 Recovery of charges associated with implementing Number Portability through monthly charges assessed to end users has been authorized by the FCC. This end user line charge will be billed to Resellers of BellSouth's telecommunications services and will be as filed in FCC No. 1. This charge is not discounted.
- 3.28 BellSouth shall provide 911/E911 for Maxcess customers in the same manner that it is provided to BellSouth customers. BellSouth shall provide and validate Maxcess customer information to the PSAP. BellSouth shall use its service order process to update and maintain, on the same schedule that it uses for its customers, the Maxcess customer service information in the ALI/DMS (Automatic Location Identification/Location Information) databases used to support 911/E911 services.
- 3.29 Pursuant to 47 CFR Section 51.617, BellSouth will bill Maxcess end users common line charges identical to the end user common line charges BellSouth bills its end users.

#### **4. BellSouth's Provision of Services to Maxcess**

- 4.1 Maxcess agrees that its resale of BellSouth services shall be as follows:
  - 4.1.1 The resale of telecommunications services shall be limited to users and uses conforming to the class of service restrictions.
  - 4.1.2 Hotel and Hospital PBX services are the only telecommunications services available for resale to Hotel/Motel and Hospital end users, respectively. Similarly, Access Line Service for Customer Provided Coin Telephones is the only local service available for resale to Independent Payphone Provider (IPP) customers. Shared Tenant Service customers can only be sold those local exchange access services available in BellSouth's A23 Shared Tenant Service Tariff in the states of Florida, Georgia, North Carolina and South Carolina, and in A27 in the states of Alabama, Kentucky, Louisiana, Mississippi and Tennessee.

- 4.1.3 BellSouth reserves the right to periodically audit services purchased by Maxcess to establish authenticity of use. Such audit shall not occur more than once in a calendar year. Maxcess shall make any and all records and data available to BellSouth or BellSouth's auditors on a reasonable basis. BellSouth shall bear the cost of said audit.
- 4.2 Resold services can only be used in the same manner as specified in BellSouth's Tariffs. Resold services are subject to the same terms and conditions as are specified for such services when furnished to an individual end user of BellSouth in the appropriate section of BellSouth's Tariffs. Specific tariff features (e.g. a usage allowance per month), shall not be aggregated across multiple resold services.
- 4.3 Maxcess may resell services only within the specific resale service area as defined in its certificate.
- 4.4 Telephone numbers transmitted via any resold service feature are intended solely for the use of the end user of the feature. Resale of this information is prohibited.

## **5. Maintenance of Services**

- 5.1 Maxcess will adopt and adhere to the standards contained in the applicable CLEC Work Center Operational Understanding Agreement regarding maintenance and installation of service.
- 5.2 Services resold pursuant to this Attachment and BellSouth's General Subscriber Service Tariff and Private Line Service Tariff and facilities and equipment provided by BellSouth shall be maintained by BellSouth.
- 5.3 Maxcess or its end users may not rearrange, move, disconnect, remove or attempt to repair any facilities owned by BellSouth, other than by connection or disconnection to any interface means used, except with the written consent of BellSouth.
- 5.4 Maxcess accepts responsibility to notify BellSouth of situations that arise that may result in a service problem.
- 5.5 Maxcess will be BellSouth's single point of contact for all repair calls on behalf of Maxcess's end users. The parties agree to provide one another with toll-free contact numbers for such purposes.
- 5.6 Maxcess will contact the appropriate repair centers in accordance with procedures established by BellSouth.

- 5.7 For all repair requests, Maxcess accepts responsibility for adhering to BellSouth's prescreening guidelines prior to referring the trouble to BellSouth.
- 5.8 BellSouth will bill Maxcess for handling troubles that are found not to be in BellSouth's network pursuant to its standard time and material charges. The standard time and material charges will be no more than what BellSouth charges to its retail customers for the same services.
- 5.9 BellSouth reserves the right to contact Maxcess's end users, if deemed necessary, for maintenance purposes.
- 6. Establishment of Service**
- 6.1 After receiving certification as a local exchange company from the appropriate regulatory agency, Maxcess will provide the appropriate BellSouth service center the necessary documentation to enable BellSouth to establish a master account for Maxcess's resold services. Such documentation shall include the Application for Master Account, proof of authority to provide telecommunications services, an Operating Company Number ("OCN") assigned by the National Exchange Carriers Association ("NECA") and a tax exemption certificate, if applicable. When necessary deposit requirements are met, BellSouth will begin taking orders for the resale of service.
- 6.2 Service orders will be in a standard format designated by BellSouth.
- 6.3 When notification is received from Maxcess that a current end user of BellSouth will subscribe to Maxcess's service, standard service order intervals for the appropriate class of service will apply.
- 6.4 BellSouth will not require end user confirmation prior to establishing service for Maxcess's end user customer. Maxcess must, however, be able to demonstrate end user authorization upon request.
- 6.5 Maxcess will be the single point of contact with BellSouth for all subsequent ordering activity resulting in additions or changes to resold services except that BellSouth will accept a request directly from the end user for conversion of the end user's service from Maxcess to BellSouth or will accept a request from another CLEC for conversion of the end user's service from Maxcess to the other LEC. BellSouth will notify Maxcess that such a request has been processed.
- 6.6 If BellSouth determines that an unauthorized change in local service to Maxcess has occurred, BellSouth will reestablish service with the appropriate local service



- provider and will assess Maxcess as the CLEC initiating the unauthorized change, the unauthorized change charge described in F.C.C. Tariff No. 1, Section 13 or applicable state tariff. Appropriate nonrecurring charges, as set forth in Section A4 of the General Subscriber Service Tariff, will also be assessed to Maxcess. These charges can be adjusted if Maxcess provides satisfactory proof of authorization.
- 6.7 In order to safeguard its interest, BellSouth reserves the right to secure the account with a suitable form of security deposit, unless satisfactory credit has already been established.
- 6.7.1 Such security deposit shall take the form of an irrevocable Letter of Credit or other forms of security acceptable to BellSouth. Any such security deposit may be held during the continuance of the service as security for the payment of any and all amounts accruing for the service.
- 6.7.2 If a security deposit is required, such security deposit shall be made prior to the inauguration of service.
- 6.7.3 Such security deposit may not exceed two months' estimated billing.
- 6.7.4 The fact that a security deposit has been made in no way relieves Maxcess from complying with BellSouth's regulations as to advance payments and the prompt payment of bills on presentation nor does it constitute a waiver or modification of the regular practices of BellSouth providing for the discontinuance of service for non-payment of any sums due BellSouth.
- 6.7.5 BellSouth reserves the right to increase the security deposit requirements when, in its sole judgment, circumstances so warrant and/or gross monthly billing has increased beyond the level initially used to determine the security deposit.
- 6.7.6 In the event that Maxcess defaults on its account, service to Maxcess will be terminated and any security deposits held will be applied to its account.
- 6.7.7 Interest on a security deposit shall accrue and be paid in accordance with the terms in the appropriate BellSouth tariff.
- 7. Payment And Billing Arrangements**
- 7.1 Prior to submitting orders to BellSouth for local service, a master account must be established for Maxcess. Maxcess is required to provide the following before a master account is established: proof of PSC/PUC certification, the Application for Master Account, an Operating Company Number ("OCN") assigned by the National

- Exchange Carriers Association (“NECA”) and a tax exemption certificate, if applicable.
- 7.2 BellSouth shall bill Maxcess on a current basis all applicable charges and credits.
- 7.3 Payment of all charges will be the responsibility of Maxcess. Maxcess shall make payment to BellSouth for all services billed. BellSouth is not responsible for payments not received by Maxcess from Maxcess's end user. BellSouth will not become involved in billing disputes that may arise between Maxcess and its end user. Payments made to BellSouth as payment on account will be credited to an accounts receivable master account and not to an end user's account.
- 7.4 BellSouth will render bills each month on established bill days for each of Maxcess's accounts.
- 7.5 BellSouth will bill Maxcess in advance charges for all services to be provided during the ensuing billing period except charges associated with service usage, which will be billed in arrears. Charges will be calculated on an individual end user account level, including, if applicable, any charge for usage or usage allowances. BellSouth will also bill Maxcess, and Maxcess will be responsible for and remit to BellSouth, all charges applicable to resold services including but not limited to 911 and E911 charges, telecommunications relay charges (TRS), and franchise fees.
- 7.6 The payment will be due by the next bill date (i.e., same date in the following month as the bill date) and is payable in immediately available funds. Payment is considered to have been made when received by BellSouth.
- 7.6.1 If the payment due date falls on a Sunday or on a Holiday which is observed on a Monday, the payment due date shall be the first non-Holiday day following such Sunday or Holiday. If the payment due date falls on a Saturday or on a Holiday which is observed on Tuesday, Wednesday, Thursday, or Friday, the payment due date shall be the last non-Holiday day preceding such Saturday or Holiday. If payment is not received by the payment due date, a late payment penalty, as set forth in section 7.8 following, shall apply.
- 7.6.2 If Maxcess requests multiple billing media or additional copies of bills, BellSouth will provide these at an appropriate charge to Maxcess.
- 7.6.3 Billing Disputes
- 7.6.3.1 Each Party agrees to notify the other Party upon the discovery of a billing dispute. In the event of a billing dispute, the Parties will endeavor to resolve the dispute within

- sixty (60) calendar days of the Bill Date on which such disputed charges appear. Resolution of the dispute is expected to occur at the first level of management resulting in a recommendation for settlement of the dispute and closure of a specific billing period. If the issues are not resolved within the allotted time frame, the following resolution procedure will begin:
- 7.6.3.2 If the dispute is not resolved within sixty (60) days of the Bill Date, the dispute will be escalated to the second level of management for each of the respective Parties for resolution. If the dispute is not resolved within ninety (90) days of the Bill Date, the dispute will be escalated to the third level of management for each of the respective Parties for resolution
  - 7.6.3.3 If the dispute is not resolved within one hundred and twenty (120) days of the Bill Date, the dispute will be escalated to the fourth level of management for each of the respective Parties for resolution.
  - 7.6.3.4 If a Party disputes a charge and does not pay such charge by the payment due date, such charges shall be subject to late payment charges as set forth in the Late Payment Charges provision of this Attachment. If a Party disputes charges and the dispute is resolved in favor of such Party, the other Party shall credit the bill of the disputing Party for the amount of the disputed charges along with any late payment charges assessed no later than the second Bill Date after the resolution of the dispute. Accordingly, if a Party disputes charges and the dispute is resolved in favor of the other Party, the disputing Party shall pay the other Party the amount of the disputed charges and any associated late payment charges assessed no later than the second bill payment due date after the resolution of the dispute. BellSouth shall only assess interest on previously assessed late payment charges in a state where it has authority pursuant to its tariffs.
  - 7.7 Upon proof of tax exempt certification from Maxcess, the total amount billed to Maxcess will not include any taxes due from the end user to reflect the tax exempt certification and local tax laws. Maxcess will be solely responsible for the computation, tracking, reporting, and payment of taxes applicable to Maxcess's end user.
  - 7.8 If any portion of the payment is received by BellSouth after the payment due date as set forth preceding, or if any portion of the payment is received by BellSouth in funds that are not immediately available to BellSouth, then a late payment penalty shall be due to BellSouth. The late payment penalty shall be the portion of the payment not received by the payment due date times a late factor and will be applied on a per bill basis. The late factor shall be as set forth in Section A2 of the General Subscriber

- Services Tariff and Section B2 of the Private Line Service Tariff. Maxcess will be charged a fee for all returned checks as set forth in Section to A2 of the General Subscriber Services Tariff or in applicable state law.
- 7.9 Any switched access charges associated with interexchange carrier access to the resold local exchange lines will be billed by, and due to, BellSouth. No additional charges are to be assessed to Maxcess
- 7.10 BellSouth will not perform billing and collection services for Maxcess as a result of the execution of this Agreement. All requests for billing services should be referred to the appropriate entity or operational group within BellSouth.
- 7.11 In general, BellSouth will not become involved in disputes between Maxcess and Maxcess's end user customers over resold services. If a dispute does arise that cannot be settled without the involvement of BellSouth, Maxcess shall contact the designated Service Center for resolution. BellSouth will make every effort to assist in the resolution of the dispute and will work with Maxcess to resolve the matter in as timely a manner as possible. Maxcess may be required to submit documentation to substantiate the claim.
- 8. Discontinuance of Service**
- 8.1 The procedures for discontinuing service to an end user are as follows:
- 8.1.1 Where possible, BellSouth will deny service to Maxcess's end user on behalf of, and at the request of, Maxcess. Upon restoration of the end user's service, restoral charges will apply and will be the responsibility of Maxcess.
- 8.1.2 At the request of Maxcess, BellSouth will disconnect a Maxcess end user customer.
- 8.1.3 All requests by Maxcess for denial or disconnection of an end user for nonpayment must be in writing.
- 8.1.4 Maxcess will be made solely responsible for notifying the end user of the proposed disconnection of the service.
- 8.1.5 BellSouth will continue to process calls made to the Annoyance Call Center and will advise Maxcess when it is determined that annoyance calls are originated from one of their end user's locations. BellSouth shall be indemnified, defended and held harmless by Maxcess and/or the end user against any claim, loss or damage arising from providing this information to Maxcess. It is the responsibility of Maxcess to take the corrective action necessary with its end users who make annoying calls. Failure to do so will result in BellSouth's disconnecting the end user's service.

- 8.1.6 BellSouth may disconnect and reuse facilities when the facility is in a denied state and BellSouth has received an order to establish new service or transfer of service from an end user or an end user's CLEC at the same address served by the denied facility.
- 8.2 The procedures for discontinuing service to Maxcess are as follows:
  - 8.2.1 BellSouth reserves the right to suspend or terminate service for nonpayment or in the event of prohibited, unlawful or improper use of the facilities or service, abuse of the facilities, or any other violation or noncompliance by Maxcess of the rules and regulations of BellSouth's Tariffs.
  - 8.2.2 If payment of account is not received by the bill day in the month after the original bill day, BellSouth may provide written notice to Maxcess, that additional applications for service will be refused and that any pending orders for service will not be completed if payment is not received by the fifteenth day following the date of the notice. In addition BellSouth may, at the same time, give thirty days notice to the person designated by Maxcess to receive notices of noncompliance, and discontinue the provision of existing services to Maxcess at any time thereafter.
  - 8.2.3 In the case of such discontinuance, all billed charges, as well as applicable termination charges, shall become due.
  - 8.2.4 If BellSouth does not discontinue the provision of the services involved on the date specified in the thirty days notice and Maxcess's noncompliance continues, nothing contained herein shall preclude BellSouth's right to discontinue the provision of the services to Maxcess without further notice.
  - 8.2.5 If payment is not received or arrangements made for payment by the date given in the written notification, Maxcess's services will be discontinued. Upon discontinuance of service on a Maxcess's account, service to Maxcess's end users will be denied. BellSouth will also reestablish service at the request of the end user or Maxcess upon payment of the appropriate connection fee and subject to BellSouth's normal application procedures. Maxcess is solely responsible for notifying the end user of the proposed disconnection of the service.
  - 8.2.6 If within fifteen days after an end user's service has been denied no contact has been made in reference to restoring service, the end user's service will be disconnected.

**9. Line Information Database (LIDB)**

- 9.1 BellSouth will store in its Line Information Database (LIDB) records relating to service only in the BellSouth region. The LIDB Storage Agreement is included in this Attachment as Exhibit C.
- 9.2 BellSouth will provide LIDB Storage upon written request to Maxcess Account Manager stating requested activation date.

**10. RAO Hosting**

- 10.1 The RAO Hosting Agreement is included in this Attachment as Exhibit D. Rates for BellSouth's Centralized Message Distribution System (CMDS) are as set forth in Exhibit H of this Attachment.
- 10.2 BellSouth will provide RAO Hosting upon written request to its Account Manager stating requested activation date.

**11. Optional Daily Usage File (ODUF)**

- 11.1 The Optional Daily Usage File (ODUF) Agreement with terms and conditions is included in this Attachment as Exhibit E. Rates for ODUF are as set forth in Exhibit H of this Attachment.
- 11.2 BellSouth will provide Optional Daily Usage File (ODUF) service upon written request to its Account Manager stating requested activation date.

**12. Enhanced Optional Daily Usage File (EODUF)**

- 12.1 The Enhanced Optional Daily Usage File (EODUF) service Agreement with terms and conditions is included in this Attachment as Exhibit F. Rates for EODUF are as set forth in Exhibit H of this Attachment.
- 12.2 BellSouth will provide Enhanced Optional Daily Usage File (EODUF) service upon written request to its Account Manager stating requested activation date.

**EXHIBIT A**  
**Page 1**

**APPLICABLE DISCOUNTS**

The telecommunications services available for purchase by Maxcess for the purposes of resale to Maxcess end users shall be available at the following discount off of the retail rate. If Maxcess cancels an order for telecommunications services for the purpose of resale, any costs incurred by BellSouth in conjunction with the provisioning of that order will be recovered in accordance with the applicable sections of the GSST and the PLST.

<b>DISCOUNT*</b>			
<b>STATE</b>	<b>RESIDENCE</b>	<b>BUSINESS</b>	<b>CSAs***</b>
ALABAMA	16.3%	16.3%	
FLORIDA	21.83%	16.81%	
GEORGIA	20.3%	17.3%	
KENTUCKY	16.79%	15.54%	
LOUISIANA	20.72%	20.72%	9.05%
MISSISSIPPI	15.75%	15.75%	
NORTH CAROLINA	21.5%	17.6%	
SOUTH CAROLINA	14.8%	14.8%	8.98%
TENNESSEE**	16%	16%	

\* When a CLEC provides Resale service in a cross boundary area (areas that are part of the local serving area of another state's exchange) the rates, regulations and discounts for the tariffing state will apply. Billing will be from the serving state.

\*\* In Tennessee, if a CLEC provides its own operator services and directory services, the discount shall be 21.56%. CLEC must provide written notification to BellSouth within 30 days prior to providing its own operator services and directory services to qualify for the higher discount rate of 21.56%.

\*\*\* Unless noted in this column, the discount for Business will be the applicable discount rate for CSAs.

**EXHIBIT A**  
**Page 2**

**OPERATIONAL SUPPORT SYSTEMS (OSS) RATES**

BellSouth has developed and made available the following mechanized systems by which Maxcess may submit LSRs electronically.

LENS	Local Exchange Navigation System
EDI	Electronic Data Interchange
TAG	Telecommunications Access Gateway

LSRs submitted by means of one of these interactive interfaces will incur an OSS electronic ordering charge as specified in the Table below. An individual LSR will be identified for billing purposes by its Purchase Order Number (PON). LSRs submitted by means other than one of these interactive interfaces (mail, fax, courier, etc.) will incur a manual order charge as specified in the table below:

<b>OPERATIONAL SUPPORT SYSTEMS (OSS) RATES</b>	<b><u>Electronic</u> Per LSR received from the CLEC by one of the OSS interactive interfaces</b>	<b><u>Manual</u> Per LSR received from the CLEC by means other than one of the OSS interactive interfaces</b>
<b>OSS LSR Charge</b>	<b>\$3.50</b>	<b>\$19.99</b>
<b>USOC</b>	<b>SOMECH</b>	<b>SOMAN</b>

Note: In addition to the OSS charges, applicable discounted service order and related discounted charges apply per the tariff.

Denial/Restoral OSS Charge

In the event Maxcess provides a list of customers to be denied and restored, rather than an LSR, each location on the list will require a separate PON and, therefore will be billed as one LSR per location.

Cancellation OSS Charge

Maxcess will incur an OSS charge for an accepted LSR that is later canceled by Maxcess.

Note: Supplements or clarifications to a previously billed LSR will not incur another OSS charge.

Threshold Billing Plan



**EXHIBIT A**  
**Page 3**

The Parties agree that Maxcess will incur the mechanized rate for all LSRs, both mechanized and manual, if the percentage of mechanized LSRs to total LSRs meets or exceeds the threshold percentages shown below:

Year	Ratio: Mechanized/Total LSRs
2000	80%
2001	90%

The threshold plan will be discontinued in 2002.

BellSouth will track the total LSR volume for each CLEC for each quarter. At the end of that time period, a Percent Electronic LSR calculation will be made for that quarter based on the LSR data tracked in the LCSC. If this percentage exceeds the threshold volume, all of that CLECs' future manual LSRs will be billed at the mechanized LSR rate. To allow time for obtaining and analyzing the data and updating the billing system, this billing change will take place on the first day of the second month following the end of the quarter (e.g. May 1 for 1Q, Aug 1 for 2Q, etc.). There will be no adjustments to the amount billed for previously billed LSRs.

### Exclusions and Limitations On Services Available for Resale

Type of Service		AL		FL		GA		KY		LA		MS		NC		SC		TN	
		Resale	Discount	Resale	Discount	Resale	Discount	Resale	Discount	Resale	Discount	Resale	Discount	Resale	Discount	Resale	Discount	Resale	Discount
1	Grandfathered Services (Note 1)	Yes	Yes	Yes	Yes	Yes	Yes	Yes	Yes	Yes	Yes	Yes	Yes	Yes	Yes	Yes	Yes	Yes	Yes
2	Contract Service Arrangements	Yes	Yes	Yes	Yes	Yes	Yes	Yes	Yes	Yes	Yes	Yes	Yes	Yes	Yes	Yes	Yes	Yes	Yes
3	Promotions - > 90 Days(Note 2)	Yes	Yes	Yes	Yes	Yes	Yes	Yes	Yes	Yes	Yes	Yes	Yes	Yes	Yes	Yes	Yes	Yes	Note 3
4	Promotions - < 90 Days (Note 2)	Yes	No	Yes	No	Yes	No	No	No	Yes	No	Yes	No	Yes	No	Yes	No	No	No
5	Lifeline/Link Up Services	Yes	Yes	Yes	Yes	Yes	Yes	Note 4	Note 4	Yes	Yes	Yes	Yes	Yes	Yes	Yes	Yes	Yes	Yes
6	911/E911 Services	Yes	Yes	Yes	Yes	Yes	Yes	Yes	Yes	No	No	Yes	Yes	Yes	Yes	Yes	Yes	Yes	Yes
7	N11 Services	Yes	Yes	Yes	Yes	Yes	Yes	No	No	No	No	Yes	Yes	Yes	Yes	No	No	Yes	Yes
8	AdWatch <sup>SM</sup> Svc (See Note 6)	Yes	Yes	Yes	Yes	Yes	Yes	Yes	Yes	Yes	Yes	Yes	Yes	Yes	Yes	Yes	Yes	Yes	Yes
9	MemoryCall <sup>®</sup> Service	Yes	No	Yes	No	Yes	No	Yes	No	Yes	No	Yes	No	Yes	No	Yes	No	Yes	No
10	Mobile Services	Yes	No	Yes	No	Yes	No	Yes	No	Yes	No	Yes	No	Yes	No	Yes	No	Yes	No
11	Federal Subscriber Line Charges	Yes	No	Yes	No	Yes	No	Yes	No	Yes	No	Yes	No	Yes	No	Yes	No	Yes	No
12	Non-Recurring Charges	Yes	Yes	Yes	Yes	Yes	Yes	Yes	Yes	Yes	Yes	Yes	Yes	Yes	Yes	Yes	Yes	Yes	No
13	End User Line Charge – Number Portability	Yes	No	Yes	No	Yes	No	Yes	No	Yes	No	Yes	No	Yes	No	Yes	No	Yes	No

## Exclusions and Limitations On Services Available for Resale

14	Public Telephone Access Service (PTAS)	Yes	Yes	Yes	Yes	Yes	Yes	Yes	Yes	Yes	Yes	Yes	Yes	Yes	Yes	Yes	No	Yes	Yes
----	--	-----	-----	-----	-----	-----	-----	-----	-----	-----	-----	-----	-----	-----	-----	-----	----	-----	-----

### Applicable

#### Notes:

1. **Grandfathered services** can be resold only to existing subscribers of the grandfathered service.
2. Where available for resale, **promotions** will be made available only to end users who would have qualified for the promotion had it been provided by BellSouth directly.
3. In Tennessee, long-term **promotions** (offered for more than ninety (90) days) may be obtained at one of the following rates:
  - (a) the stated tariff rate, less the wholesale discount;
  - (b) the promotional rate (the promotional rate offered by BellSouth will not be discounted further by the wholesale discount rate)
4. **Lifeline/Link Up** services may be offered only to those subscribers who meet the criteria that BellSouth currently applies to subscribers of these services as set forth in Sections A3 and A4 of the BellSouth General Subscriber Services Tariff.
5. Some of BellSouth's local exchange and toll telecommunications services are not available in certain central offices and areas.
6. AdWatch<sup>SM</sup> Service is tariffed as BellSouth<sup>®</sup> AIN Virtual Number Call Detail Service.

**LINE INFORMATION DATA BASE (LIDB)  
STORAGE AGREEMENT**

**I. SCOPE**

- A. This Agreement sets forth the terms and conditions pursuant to which BellSouth agrees to store in its LIDB certain information at the request of Maxcess and pursuant to which BellSouth, its LIDB customers and Maxcess shall have access to such information. Maxcess understands that BellSouth provides access to information in its LIDB to various telecommunications service providers pursuant to applicable tariffs and agrees that information stored at the request of Maxcess, pursuant to this Agreement, shall be available to those telecommunications service providers. The terms and conditions contained in the attached Addendum(s) are hereby made a part of this Agreement as if fully incorporated herein.
- B. LIDB is accessed for the following purposes:
1. Billed Number Screening
  2. Calling Card Validation
  3. Fraud Control
- C. BellSouth will provide seven days per week, 24-hours per day, fraud monitoring on Calling Cards, bill-to-third and collect calls made to numbers in BellSouth's LIDB, provided that such information is included in the LIDB query. BellSouth will establish fraud alert thresholds and will notify Maxcess of fraud alerts so that Maxcess may take action it deems appropriate. Maxcess understands and agrees BellSouth will administer all data stored in the LIDB, including the data provided by Maxcess pursuant to this Agreement, in the same manner as BellSouth's data for BellSouth's end user customers. BellSouth shall not be responsible to Maxcess for any lost revenue which may result from BellSouth's administration of the LIDB pursuant to its established practices and procedures as they exist and as they may be changed by BellSouth in its sole discretion from time to time.

Maxcess understands that BellSouth currently has in effect numerous billing and collection agreements with various interexchange carriers and billing clearing houses. Maxcess further understands that these billing and collection customers of BellSouth query BellSouth's LIDB to determine whether to accept various billing options from end users. Additionally, Maxcess understands that presently BellSouth has no method to differentiate between BellSouth's own billing and line data in the LIDB and such data which it includes in the LIDB on Maxcess's behalf pursuant to this Agreement. Therefore, until such time as BellSouth can and does implement in its LIDB and its supporting systems the means to differentiate Maxcess's data from BellSouth's data

and the Parties to this Agreement execute appropriate amendments hereto, the following terms and conditions shall apply:

- (a) Maxcess agrees that it will accept responsibility for telecommunications services billed by BellSouth for its billing and collection customers for Maxcess's end user accounts which are resident in LIDB pursuant to this Agreement. Maxcess authorizes BellSouth to place such charges on Maxcess's bill from BellSouth and agrees that it shall pay all such charges. Charges for which Maxcess hereby takes responsibility include, but are not limited to, collect and third number calls.
- (b) Charges for such services shall appear on a separate BellSouth bill page identified with the name of the entity for which BellSouth is billing the charge.
- (c) Maxcess shall have the responsibility to render a billing statement to its end users for these charges, but Maxcess's obligation to pay BellSouth for the charges billed shall be independent of whether Maxcess is able or not to collect from Maxcess's end users.
- (d) BellSouth shall not become involved in any disputes between Maxcess and the entities for which BellSouth performs billing and collection. BellSouth will not issue adjustments for charges billed on behalf of an entity to Maxcess. It shall be the responsibility of Maxcess and the other entity to negotiate and arrange for any appropriate adjustments.

## **II. TERM**

This Agreement will be effective as of \_\_\_\_\_, and will continue in effect for one year, and thereafter may be continued until terminated by either Party upon thirty (30) days written notice to the other Party.

## **III. FEES FOR SERVICE AND TAXES**

- A. Maxcess will not be charged a fee for storage services provided by BellSouth to Maxcess, as described in Section I of this Agreement.
- B. Sales, use and all other taxes (excluding taxes on BellSouth's income) determined by BellSouth or any taxing authority to be due to any federal, state or local taxing jurisdiction with respect to the provision of the service set forth herein will be paid by Maxcess. Maxcess shall have the right to have BellSouth contest with the imposing jurisdiction, at Maxcess's expense, any such taxes that Maxcess deems are improperly levied.

#### **IV. INDEMNIFICATION**

To the extent not prohibited by law, each Party will indemnify the other and hold the other harmless against any loss, cost, claim, injury, or liability relating to or arising out of negligence or willful misconduct by the indemnifying Party or its agents or contractors in connection with the indemnifying Party's provision of services, provided, however, that any indemnity for any loss, cost, claim, injury or liability arising out of or relating to errors or omissions in the provision of services under this Agreement shall be limited as otherwise specified in this Agreement. The indemnifying Party under this Section agrees to defend any suit brought against the other Party for any such loss, cost, claim, injury or liability. The indemnified Party agrees to notify the other Party promptly, in writing, of any written claims, lawsuits, or demands for which the other Party is responsible under this Section and to cooperate in every reasonable way to facilitate defense or settlement of claims. The indemnifying Party shall not be liable under this Section for settlement by the indemnified Party of any claim, lawsuit, or demand unless the defense of the claim, lawsuit, or demand has been tendered to it in writing and the indemnifying Party has unreasonably failed to assume such defense.

#### **V. LIMITATION OF LIABILITY**

Neither Party shall be liable to the other Party for any lost profits or revenues or for any indirect, incidental or consequential damages incurred by the other Party arising from this Agreement or the services performed or not performed hereunder, regardless of the cause of such loss or damage.

#### **VI. MISCELLANEOUS**

- A. It is understood and agreed to by the Parties that BellSouth may provide similar services to other companies.
- B. All terms, conditions and operations under this Agreement shall be performed in accordance with, and subject to, all applicable local, state or federal legal and regulatory tariffs, rulings, and other requirements of the federal courts, the U. S. Department of Justice and state and federal regulatory agencies. Nothing in this Agreement shall be construed to cause either Party to violate any such legal or regulatory requirement and either Party's obligation to perform shall be subject to all such requirements.
- C. Maxcess agrees to submit to BellSouth all advertising, sales promotion, press releases, and other publicity matters relating to this Agreement wherein BellSouth's corporate or trade names, logos, trademarks or service marks or those of BellSouth's affiliated companies are mentioned or language from which the connection of said names or trademarks therewith may be inferred or implied; and Maxcess further agrees not to publish or use advertising, sales promotions, press releases, or publicity matters without BellSouth's prior written approval.

- D. This Agreement constitutes the entire Agreement between Maxcess and BellSouth which supersedes all prior Agreements or contracts, oral or written representations, statements, negotiations, understandings, proposals and undertakings with respect to the subject matter hereof.
- E. Except as expressly provided in this Agreement, if any part of this Agreement is held or construed to be invalid or unenforceable, the validity of any other Section of this Agreement shall remain in full force and effect to the extent permissible or appropriate in furtherance of the intent of this Agreement.
- F. Neither Party shall be held liable for any delay or failure in performance of any part of this Agreement for any cause beyond its control and without its fault or negligence, such as acts of God, acts of civil or military authority, government regulations, embargoes, epidemics, war, terrorist acts, riots, insurrections, fires, explosions, earthquakes, nuclear accidents, floods, strikes, power blackouts, volcanic action, other major environmental disturbances, unusually severe weather conditions, inability to secure products or services of other persons or transportation facilities, or acts or omissions of transportation common carriers.
- G. This Agreement shall be deemed to be a contract made under the laws of the State of Georgia, and the construction, interpretation and performance of this Agreement and all transactions hereunder shall be governed by the domestic law of such State.

**RESALE ADDENDUM  
TO LINE INFORMATION DATA BASE (LIDB)  
STORAGE AGREEMENT**

This is a Resale Addendum to the Line Information Data Base Storage Agreement dated \_\_\_\_\_, 2000, between BellSouth Telecommunications, Inc. (“BellSouth”), and Maxcess (“Maxcess”), effective the \_\_\_\_\_ day of \_\_\_\_\_, 2000.

**I. GENERAL**

This Addendum sets forth the terms and conditions for Maxcess’s provision of billing number information to BellSouth for inclusion in BellSouth’s LIDB. BellSouth will store in its LIDB the billing number information provided by Maxcess, and BellSouth will provide responses to on-line, call-by-call queries to this information for purposes specified in Section I.B. of the Agreement.

**II. DEFINITIONS**

- A. Billing number - a number used by BellSouth for the purpose of identifying an account liable for charges. This number may be a line or a special billing number.
- B. Line number - a ten-digit number assigned by BellSouth that identifies a telephone line associated with a resold local exchange service, or with a SPNP arrangement.
- C. Special billing number - a ten-digit number that identifies a billing account established by BellSouth in connection with a resold local exchange service or with a SPNP arrangement.
- D. Calling Card number - a billing number plus PIN number assigned by BellSouth.
- E. PIN number - a four digit security code assigned by BellSouth which is added to a billing number to compose a fourteen digit calling card number.
- F. Toll billing exception indicator - associated with a billing number to indicate that it is considered invalid for billing of collect calls or third number calls or both, by the Maxcess.
- G. Billed Number Screening - refers to the activity of determining whether a toll billing exception indicator is present for a particular billing number.



- H. Calling Card Validation - refers to the activity of determining whether a particular calling card number exists as stated or otherwise provided by a caller.
- I. Billing number information - information about billing number or Calling Card number as assigned by BellSouth and toll billing exception indicator provided to BellSouth by the Maxcess.

### **III. RESPONSIBILITIES OF PARTIES**

- A. BellSouth will include billing number information associated with resold exchange lines or SPNP arrangements in its LIDB. The Maxcess will request any toll billing exceptions via the Local Service Request (LSR) form used to order resold exchange lines, or the SPNP service request form used to order SPNP arrangements.
- B. Under normal operating conditions, BellSouth shall include the billing number information in its LIDB upon completion of the service order establishing either the resold local exchange service or the SPNP arrangement, provided that BellSouth shall not be held responsible for any delay or failure in performance to the extent such delay or failure is caused by circumstances or conditions beyond BellSouth's reasonable control. BellSouth will store in its LIDB an unlimited volume of the working telephone numbers associated with either the resold local exchange lines or the SPNP arrangements. For resold local exchange lines or for SPNP arrangements, BellSouth will issue line-based calling cards only in the name of Maxcess. BellSouth will not issue line-based calling cards in the name of Maxcess's individual end users. In the event that Maxcess wants to include calling card numbers assigned by the Maxcess in the BellSouth LIDB, a separate agreement is required.
- C. BellSouth will provide responses to on-line, call-by-call queries to the stored information for the specific purposes listed in the next paragraph.
- D. BellSouth is authorized to use the billing number information to perform the following functions for authorized users on an on-line basis:
  - 1. Validate a 14 digit Calling Card number where the first 10 digits are a line number or special billing number assigned by BellSouth, and where the last four digits (PIN) are a security code assigned by BellSouth.
  - 2. Determine whether the Maxcess has identified the billing number as one which should not be billed for collect or third number calls, or both.

**RAO Hosting**

1. RAO Hosting, Calling Card and Third Number Settlement System (CATS) and Non-Intercompany Settlement System (NICS) services provided to Maxcess by BellSouth will be in accordance with the methods and practices regularly adopted and applied by BellSouth to its own operations during the term of this Agreement, including such revisions as may be made from time to time by BellSouth.
2. Maxcess shall furnish all relevant information required by BellSouth for the provision of RAO Hosting, CATS and NICS.
3. Applicable compensation amounts will be billed by BellSouth to Maxcess on a monthly basis in arrears. Amounts due from one Party to the other (excluding adjustments) are payable within thirty (30) days of receipt of the billing statement.
4. Maxcess must have its own unique RAO code. Requests for establishment of RAO status where BellSouth is the selected Centralized Message Distribution System (CMDS) interfacing host, require written notification from Maxcess to the BellSouth RAO Hosting coordinator at least eight (8) weeks prior to the proposed effective date. The proposed effective date will be mutually agreed upon between the Parties with consideration given to time necessary for the completion of required Telcordia (formerly BellCore) functions. BellSouth will request the assignment of an RAO code from its connecting contractor, currently Telcordia (formerly BellCore), on behalf of Maxcess and will coordinate all associated conversion activities.
5. BellSouth will receive messages from Maxcess that are to be processed by BellSouth, another LEC or CLEC in the BellSouth region or a LEC outside the BellSouth region.
6. BellSouth will perform invoice sequence checking, standard EMI format editing, and balancing of message data with the EMI trailer record counts on all data received from Maxcess.
7. All data received from Maxcess that is to be processed or billed by another LEC or CLEC within the BellSouth region will be distributed to that LEC or CLEC in accordance with the agreement(s) which may be in effect between BellSouth and the involved LEC or CLEC.
8. All data received from Maxcess that is to be placed on the CMDS network for distribution outside the BellSouth region will be handled in accordance with the

agreement(s) which may be in effect between BellSouth and its connecting contractor (currently Telcordia (formerly BellCore)).

9. BellSouth will receive messages from the CMD5 network that are destined to be processed by Maxcess and will forward them to Maxcess on a daily basis.
10. Transmission of message data between BellSouth and Maxcess will be via CONNECT:Direct.
11. All messages and related data exchanged between BellSouth and Maxcess will be formatted in accordance with accepted industry standards for EMI formatted records and packed between appropriate EMI header and trailer records, also in accordance with accepted industry standards.
12. Maxcess will ensure that the recorded message detail necessary to recreate files provided to BellSouth will be maintained for back-up purposes for a period of three (3) calendar months beyond the related message dates.
13. Should it become necessary for Maxcess to send data to BellSouth more than sixty (60) days past the message date(s), Maxcess will notify BellSouth in advance of the transmission of the data. If there will be impacts outside the BellSouth region, BellSouth will work with its connecting contractor and Maxcess to notify all affected Parties.
14. In the event that data to be exchanged between the two Parties should become lost or destroyed, both Parties will work together to determine the source of the problem. Once the cause of the problem has been jointly determined and the responsible Party (BellSouth or Maxcess) identified and agreed to, the company responsible for creating the data (BellSouth or Maxcess) will make every effort to have the affected data restored and retransmitted. If the data cannot be retrieved, the responsible Party will be liable to the other Party for any resulting lost revenue. Lost revenue may be a combination of revenues that could not be billed to the end users and associated access revenues. Both Parties will work together to estimate the revenue amount based upon historical data through a method mutually agreed upon. The resulting estimated revenue loss will be paid by the responsible Party to the other Party within three (3) calendar months of the date of problem resolution, or as mutually agreed upon by the Parties.
15. Should an error be detected by the EMI format edits performed by BellSouth on data received from Maxcess, the entire pack containing the affected data will not be

- processed by BellSouth. BellSouth will notify Maxcess of the error condition. Maxcess will correct the error(s) and will resend the entire pack to BellSouth for processing. In the event that an out-of-sequence condition occurs on subsequent packs, Maxcess will resend these packs to BellSouth after the pack containing the error has been successfully reprocessed by BellSouth.
16. In association with message distribution service, BellSouth will provide Maxcess with associated intercompany settlements reports (CATS and NICS) as appropriate.
17. In no case shall either Party be liable to the other for any direct or consequential damages incurred as a result of the obligations set out in this agreement.
18. RAO Compensation
- 18.1 Rates for message distribution service provided by BellSouth for Maxcess are as set forth in Exhibit A to this Attachment.
- 18.2 Rates for data transmission associated with message distribution service are as set forth in Exhibit A to this Attachment .
- 18.3 Data circuits (private line or dial-up) will be required between BellSouth and Maxcess for the purpose of data transmission. Where a dedicated line is required, Maxcess will be responsible for ordering the circuit, overseeing its installation and coordinating the installation with BellSouth. Maxcess will also be responsible for any charges associated with this line. Equipment required on the BellSouth end to attach the line to the mainframe computer and to transmit successfully ongoing will be negotiated on a case by case basis. Where a dial-up facility is required, dial circuits will be installed in the BellSouth data center by BellSouth and the associated charges assessed to Maxcess. Additionally, all message toll charges associated with the use of the dial circuit by Maxcess will be the responsibility of Maxcess. Associated equipment on the BellSouth end, including a modem, will be negotiated on a case by case basis between the Parties.
- 18.4 All equipment, including modems and software, that is required on the Maxcess end for the purpose of data transmission will be the responsibility of Maxcess.
19. Intercompany Settlements Messages
- 19.1 This Section addresses the settlement of revenues associated with traffic originated from or billed by Maxcess as a facilities based provider of local exchange

- telecommunications services outside the BellSouth region. Only traffic that originates in one Bell operating territory and bills in another Bell operating territory is included. Traffic that originates and bills within the same Bell operating territory will be settled on a local basis between Maxcess and the involved company(ies), unless that company is participating in NICS.
- 19.2 Both traffic that originates outside the BellSouth region by Maxcess and is billed within the BellSouth region, and traffic that originates within the BellSouth region and is billed outside the BellSouth region by Maxcess, is covered by this Agreement (CATS). Also covered is traffic that either is originated by or billed by Maxcess, involves a company other than Maxcess, qualifies for inclusion in the CATS settlement, and is not originated or billed within the BellSouth region (NICS).
- 19.3 Once Maxcess is operating within the BellSouth territory, revenues associated with calls originated and billed within the BellSouth region will be settled via Telcordia (formerly BellCore)'s, its successor or assign, NICS system.
- 19.4 BellSouth will receive the monthly NICS reports from Telcordia (formerly BellCore), its successor or assign, on behalf of Maxcess. BellSouth will distribute copies of these reports to Maxcess on a monthly basis.
- 19.5 BellSouth will receive the monthly Calling Card and Third Number Settlement System (CATS) reports from Telcordia (formerly BellCore), its successor or assign, on behalf of Maxcess. BellSouth will distribute copies of these reports to Maxcess on a monthly basis.
- 19.6 BellSouth will collect the revenue earned by Maxcess from the Bell operating company in whose territory the messages are billed (CATS), less a per message billing and collection fee of five cents (\$0.05), on behalf of Maxcess. BellSouth will remit the revenue billed by Maxcess to the Bell operating company in whose territory the messages originated, less a per message billing and collection fee of five cents (\$0.05), on behalf on Maxcess. These two amounts will be netted together by BellSouth and the resulting charge or credit issued to Maxcess via a monthly Carrier Access Billing System (CABS) miscellaneous bill.
- 19.7 BellSouth will collect the revenue earned by Maxcess within the BellSouth territory from another CLEC also within the BellSouth territory (NICS) where the messages are billed, less a per message billing and collection fee of five cents (\$0.05), on behalf of Maxcess. BellSouth will remit the revenue billed by Maxcess within the BellSouth region to the CLEC also within the BellSouth region, where the messages originated,

less a per message billing and collection fee of five cents (\$0.05). These two amounts will be netted together by BellSouth and the resulting charge or credit issued to Maxcess via a monthly Carrier Access Billing System (CABS) miscellaneous bill.

BellSouth and Maxcess agree that monthly netted amounts of less than fifty dollars (\$50.00) will not be settled.

**Optional Daily Usage File**

1. Upon written request from Maxcess, BellSouth will provide the Optional Daily Usage File (ODUF) service to Maxcess pursuant to the terms and conditions set forth in this section.
2. Maxcess shall furnish all relevant information required by BellSouth for the provision of the Optional Daily Usage File.
3. The Optional Daily Usage Feed will contain billable messages that were carried over the BellSouth Network and processed in the BellSouth Billing System, but billed to a Maxcess customer.

Charges for delivery of the Optional Daily Usage File will appear on Maxcess's monthly bills. The charges are as set forth in Exhibit A to this Attachment.

4. The Optional Daily Usage Feed will contain both rated and unrated messages. All messages will be in the standard Alliance for Telecommunications Industry Solutions (ATIS) EMI record format.
5. Messages that error in Maxcess's billing system will be the responsibility of Maxcess. If, however, Maxcess should encounter significant volumes of errored messages that prevent processing by Maxcess within its systems, BellSouth will work with the to determine the source of the errors and the appropriate resolution.
6. The following specifications shall apply to the Optional Daily Usage Feed.

6.1 **Usage To Be Transmitted**

- 6.1.1 The following messages recorded by BellSouth will be transmitted to Maxcess:

- Message recording for per use/per activation type services (examples: Three Way Calling, Verify, Interrupt, Call Return, ETC.)
- Measured billable Local
- Directory Assistance messages
- IntraLATA Toll
- WATS & 800 Service
- N11

- Information Service Provider Messages
- Operator Services Messages
- Operator Services Message Attempted Calls (UNE only)
- Credit/Cancel Records
- Usage for Voice Mail Message Service

6.1.2 Rated Incollects (originated in BellSouth and from other companies) can also be on Optional Daily Usage File. Rated Incollects will be intermingled with BellSouth recorded rated and unrated usage. Rated Incollects will not be packed separately.

6.1.3 BellSouth will perform duplicate record checks on records processed to Optional Daily Usage File. Any duplicate messages detected will be deleted and not sent to Maxcess.

6.1.4 In the event that Maxcess detects a duplicate on Optional Daily Usage File they receive from BellSouth, Maxcess will drop the duplicate message (Maxcess will not return the duplicate to BellSouth).

## 6.2 Physical File Characteristics

6.2.1 The Optional Daily Usage File will be distributed to Maxcess via an agreed medium with CONNECT:Direct being the preferred transport method. The Daily Usage Feed will be a variable block format (2476) with an LRECL of 2472. The data on the Daily Usage Feed will be in a non-compacted EMI format (175 byte format plus modules). It will be created on a daily basis (Monday through Friday except holidays). Details such as dataset name and delivery schedule will be addressed during negotiations of the distribution medium. There will be a maximum of one dataset per workday per OCN.

6.2.2 Data circuits (private line or dial-up) may be required between BellSouth and Maxcess for the purpose of data transmission. Where a dedicated line is required, Maxcess will be responsible for ordering the circuit, overseeing its installation and coordinating the installation with BellSouth. Maxcess will also be responsible for any charges associated with this line. Equipment required on the BellSouth end to attach the line to the mainframe computer and to transmit successfully ongoing will be negotiated on a case by case basis. Where a dial-up facility is required, dial circuits will be installed in the BellSouth data center by BellSouth and the associated charges assessed to Maxcess. Additionally, all message toll charges associated with the use of



the dial circuit by Maxcess will be the responsibility of Maxcess. Associated equipment on the BellSouth end, including a modem, will be negotiated on a case by case basis between the parties. All equipment, including modems and software, that is required on Maxcess end for the purpose of data transmission will be the responsibility of Maxcess.

### 6.3 Packing Specifications

6.3.1 A pack will contain a minimum of one message record or a maximum of 99,999 message records plus a pack header record and a pack trailer record. One transmission can contain a maximum of 99 packs and a minimum of one pack.

6.3.2 The OCN, From RAO, and Invoice Number will control the invoice sequencing. The From RAO will be used to identify to Maxcess which BellSouth RAO that is sending the message. BellSouth and Maxcess will use the invoice sequencing to control data exchange. BellSouth will be notified of sequence failures identified by Maxcess and resend the data as appropriate.

### **THE DATA WILL BE PACKED USING ATIS EMI RECORDS.**

### 6.4 Pack Rejection

6.4.1 Maxcess will notify BellSouth within one business day of rejected packs (via the mutually agreed medium). Packs could be rejected because of pack sequencing discrepancies or a critical edit failure on the Pack Header or Pack Trailer records (i.e. out-of-balance condition on grand totals, invalid data populated). Standard ATIS EMI Error Codes will be used. Maxcess will not be required to return the actual rejected data to BellSouth. Rejected packs will be corrected and retransmitted to Maxcess by BellSouth.

### 6.5 Control Data

Maxcess will send one confirmation record per pack that is received from BellSouth. This confirmation record will indicate Maxcess received the pack and the acceptance or rejection of the pack. Pack Status Code(s) will be populated using standard ATIS EMI error codes for packs that were rejected by Maxcess for reasons stated in the above section.

### 6.6 Testing

6.6.1 Upon request from Maxcess, BellSouth shall send test files to Maxcess for the Optional Daily Usage File. The parties agree to review and discuss the file's content and/or format. For testing of usage results, BellSouth shall request that Maxcess set

up a production (LIVE) file. The live test may consist of Maxcess's employees making test calls for the types of services Maxcess requests on the Optional Daily Usage File. These test calls are logged by Maxcess, and the logs are provided to BellSouth. These logs will be used to verify the files. Testing will be completed within 30 calendar days from the date on which the initial test file was sent.

**Enhanced Optional Daily Usage File**

1. Upon written request from Maxcess, BellSouth will provide the Enhanced Optional Daily Usage File (EODUF) service to Maxcess pursuant to the terms and conditions set forth in this section. EODUF will only be sent to existing ODUF subscribers who request the EODUF option.
2. The Maxcess shall furnish all relevant information required by BellSouth for the provision of the Enhanced Optional Daily Usage File.
3. The Enhanced Optional Daily Usage File (EODUF) will provide usage data for local calls originating from resold Flat Rate Business and Residential Lines.
4. Charges for delivery of the Enhanced Optional Daily Usage File will appear on Maxcess's monthly bills. The charges are as set forth in Exhibit A to this Attachment.
5. All messages will be in the standard Alliance for Telecommunications Industry Solutions (ATIS) EMI record format.
6. Messages that error in the billing system of Maxcess will be the responsibility of Maxcess. If, however, Maxcess should encounter significant volumes of errored messages that prevent processing by Maxcess within its systems, BellSouth will work with Maxcess to determine the source of the errors and the appropriate resolution.
7. The following specifications shall apply to the Optional Daily Usage Feed.
  - 7.1 Usage To Be Transmitted
    - 7.1.1 The following messages recorded by BellSouth will be transmitted to Maxcess:

Customer usage data for flat rated local call originating from Maxcess's end user lines (1FB or 1FR). The EODUF record for flat rate messages will include:

Date of Call  
From Number  
To Number  
Connect Time  
Conversation Time  
Method of Recording  
From RAO  
Rate Class  
Message Type  
Billing Indicators

## Bill to Number

7.1.2 BellSouth will perform duplicate record checks on EODUF records processed to Optional Daily Usage File. Any duplicate messages detected will be deleted and not sent to Maxcess.

7.1.3 In the event that Maxcess detects a duplicate on Enhanced Optional Daily Usage File they receive from BellSouth, Maxcess will drop the duplicate message (Maxcess will not return the duplicate to BellSouth).

## 7.2 Physical File Characteristics

7.2.1 The Enhanced Optional Daily Usage Feed will be distributed to Maxcess over their existing Optional Daily Usage File (ODUF) feed. The EODUF messages will be intermingled among Maxcess's Optional Daily Usage File (ODUF) messages. The EODUF will be a variable block format (2476) with an LRECL of 2472. The data on the EODUF will be in a non-compacted EMI format (175 byte format plus modules). It will be created on a daily basis (Monday through Friday except holidays).

7.2.2 Data circuits (private line or dial-up) may be required between BellSouth and Maxcess for the purpose of data transmission. Where a dedicated line is required, Maxcess will be responsible for ordering the circuit, overseeing its installation and coordinating the installation with BellSouth. Maxcess will also be responsible for any charges associated with this line. Equipment required on the BellSouth end to attach the line to the mainframe computer and to transmit successfully ongoing will be negotiated on a case by case basis. Where a dial-up facility is required, dial circuits will be installed in the BellSouth data center by BellSouth and the associated charges assessed to Maxcess. Additionally, all message toll charges associated with the use of the dial circuit by Maxcess will be the responsibility of Maxcess. Associated equipment on the BellSouth end, including a modem, will be negotiated on a case by case basis between the parties. All equipment, including modems and software, that is required on Maxcess's end for the purpose of data transmission will be the responsibility of Maxcess.

## 7.3 Packing Specifications

7.3.1 A pack will contain a minimum of one message record or a maximum of 99,999 message records plus a pack header record and a pack trailer record. One transmission can contain a maximum of 99 packs and a minimum of one pack.

7.3.2 The Operating Company Number (OCN), From Revenue Accounting Office (RAO), and Invoice Number will control the invoice sequencing. The From RAO will be used to identify to Maxcess which BellSouth RAO that is sending the message. BellSouth and Maxcess will use the invoice sequencing to control data exchange.

BellSouth will be notified of sequence failures identified by Maxcess and resend the data as appropriate.

**THE DATA WILL BE PACKED USING ATIS EMI RECORDS.**

BELLSOUTH/Maxcess RATES  
ODUF/EODUF/CMDS

RATES BY STATE

DESCRIPTION	USOC	AL	FL	GA	KY	LA	MS	NC	SC	TN
<b>ODUF/EODUF/CMDS</b>										
ODUF: Recording, per message	N/A	\$0.0002	\$0.008	\$0.008	\$0.0008611	\$0.00019	\$0.0001179	\$0.008	\$0.0002862	\$0.008
ODUF: Message Processing, per message	N/A	\$0.0033	\$0.004	\$0.004	\$0.0032357	\$0.0024	\$0.0032089	\$0.004	\$0.0032344	\$0.004
EODUF: Message Processing, per message	N/A	\$0.004	\$0.004	\$0.004	\$0.004	\$0.004	\$0.004	\$0.004	\$0.004	\$0.004
CMDS: Message Processing, per message	N/A	\$0.004	\$0.004	\$0.004	\$0.004	\$0.004	\$0.004	\$0.004	\$0.004	\$0.004
ODUF: Message Processing, per magnetic tape provisioned	N/A	\$55.19	\$54.95	\$54.95	\$55.68	\$47.30	\$54.62	\$54.95	\$54.72	\$54.95
EODUF: Message Processing, per magnetic tape provisioned	N/A	\$47.30	\$47.30	\$47.30	\$47.30	\$47.30	\$47.30	\$47.30	\$47.30	\$47.30
ODUF: Data Transmission (CONNECT:DIRECT), per message	N/A	\$0.00004	\$0.001	\$0.001	\$0.0000365	\$0.00003	\$0.0000354	\$0.001	\$0.0000357	\$0.001
EODUF: Data Transmission (CONNECT:DIRECT), per message	N/A	\$0.0000364	\$0.0000364	\$0.0000364	\$0.0000364	\$0.0000364	\$0.0000364	\$0.0000364	\$0.0000364	\$0.0000364
CMDS: Data Transmission (CONNECT:DIRECT), per message	N/A	\$0.001	\$0.001	\$0.001	\$0.001	\$0.001	\$0.001	\$0.001	\$0.001	\$0.001
* Volume and term arrangements are also available.										

**NOTES:**

If no rate is identified in the contract, the rate for the specific service or function will be as set forth in applicable BellSouth tariff or as negotiated by the parties upon request by either party.

**Attachment 2**  
**Network Elements and Other Services**

## **TABLE OF CONTENTS**

<b>1. INTRODUCTION .....</b>	<b>3</b>
<b>2. UNBUNDLED LOOPS, INTEGRATED DIGITAL LOOP CARRIERS, NETWORK INTERFACES DEVICE, UNBUNDLED LOOP CONCENTRATION (ULC) SYSTEM, SUB LOOPS AND DARK FIBER ...</b>	<b>5</b>
<b>3. SWITCHING .....</b>	<b>19</b>
<b>4. ENHANCED EXTENDED LINK (EEL) .....</b>	<b>31</b>
<b>5. PORT/LOOP COMBINATIONS .....</b>	<b>35</b>
<b>6. TRANSPORT AND DARK FIBER.....</b>	<b>36</b>
<b>7. BELLSOUTH SWA 8XX TOLL FREE DIALING TEN DIGIT SCREENING SERVICE .....</b>	<b>45</b>
<b>8. LINE INFORMATION DATABASE (LIDB).....</b>	<b>47</b>
<b>9. SIGNALING.....</b>	<b>50</b>
<b>10. OPERATOR CALL PROCESSING, INWARD OPERATOR SERVICES AND DIRECTORY ASSISTANCE SERVICES.....</b>	<b>59</b>
<b>11. CALLING NAME (CNAM) DATABASE SERVICE .....</b>	<b>66</b>
<b>12. BASIC 911 AND E911 .....</b>	<b>68</b>
<b>13. TRUE-UP.....</b>	<b>69</b>
<b>LIDB Storage Agreement.....</b>	<b>Exhibit A</b>
<b>CNAM Database Services.....</b>	<b>Exhibit B</b>
<b>Rates.....</b>	<b>Exhibit C</b>



## ACCESS TO NETWORK ELEMENTS AND OTHER SERVICES

### 1. Introduction

- 1.1. This Attachment sets forth the unbundled network elements and combinations of unbundled network elements that BellSouth agrees to offer to Maxcess in accordance with its obligations under Section 251(c)(3) of the Act. The specific terms and conditions that apply to the unbundled network elements are described below in this Attachment 2. The price for each unbundled network element and combination of unbundled Network Elements are set forth in Exhibit A of this Agreement. As an option, deaveraged rates, where available, are included in Exhibit A. Where deaveraged rates are available, Maxcess is required to choose either deaveraged rates, which are zone specific, or statewide rates.
- 1.2. For purposes of this Agreement, "Network Element" is defined to mean a facility or equipment provided by BellSouth on an unbundled basis as is used by the CLEC in the provision of a telecommunications service. These unbundled network elements will be consistent with the requirements of the FCC 319 rule. For purposes of this Agreement, combinations of Network Elements shall be referred to as "Combinations."
  - 1.2.1. Except as otherwise required by law, BellSouth shall not impose limitation restrictions or requirements or request for the use of the network elements or combinations that would impair the ability of Maxcess to offer telecommunications service in the manner Maxcess intends.
  - 1.2.2. Except upon request by Maxcess, BellSouth shall not separate requested network elements that BellSouth currently combines.
    - 1.2.2.1. Unless otherwise ordered by an appropriate state or federal regulatory agency, currently combined Network Elements are defined as elements that are already combined within BellSouth's network to a given location.
- 1.3. BellSouth shall, upon request of Maxcess, and to the extent technically feasible, provide to Maxcess access to its network elements for the provision of Maxcess's telecommunications service. If no rate is identified in the contract, the rate for the specific service or function will be as set forth in applicable BellSouth tariff or as negotiated by the Parties upon request by either Party.
- 1.4. Maxcess may purchase network elements and other services from BellSouth for the purpose of combining such network elements in any manner Maxcess chooses to provide telecommunication services to its intended users, including recreating

- existing BellSouth services. With the exception of the sub-loop elements which are located outside of the central office, BellSouth shall deliver the network elements purchased by Maxcess for combining to the designated Maxcess collocation space. The network elements shall be provided as set forth in this Attachment.
- 1.5. Subject to applicable and effective FCC Rules and Orders as well as effective State Commission Orders, BellSouth will offer combinations of network elements pursuant to such orders. BellSouth will provide the following combined network elements for purchase by Maxcess. The rate of the following combined network elements is the sum of the individual element prices as set forth in this Attachment. Order Coordination as defined in Section 2 of Attachment 2 of this Agreement is available for each of these combinations:
- SL2 loop and cross connect
  - Port and cross connect
  - Port and cross connect and common (shared) transport
  - Port and vertical features
  - SL2 Loop with loop concentration
  - Port and common (shared) transport
  - SL2 Loop and LNP
- 1.6. BellSouth shall comply with the requirements as set forth in the technical references within Attachment 2 to the extent that they are consistent with the greater of BellSouth's actual performance or applicable industry standards.
- 1.7. In the event that any effective legislative, regulatory, judicial or other legal action modifies or redefines the "Network Elements" in a manner which materially affects the terms of this Attachment or the Network Elements and/or prices set forth herein, either Party may, on thirty (30) days written notice, require renegotiation of such terms, and the Parties shall renegotiate in good faith such new terms in accordance with such legislative, regulatory, judicial or other legal action. In the event such new terms are not renegotiated within ninety (90) days after the notice for renegotiation, either Party may petition the Commission for resolution of the dispute between the Parties. Each Party reserves the right to seek judicial review of any Commission ruling concerning this Attachment.
- 1.8. Maxcess will adopt and adhere to the standards contained in the applicable CLEC Work Center Operational Understanding Agreement regarding maintenance and installation of service.
- 1.9. Standards for Network Elements
- 1.9.1 BellSouth shall comply with the requirements set forth in the technical references, as well as any performance or other requirements identified in this Agreement, to the

- extent that they are consistent with the greater of BellSouth's actual performance or applicable industry standards.
- 1.9.2 If one or more of the requirements set forth in this Agreement are in conflict, the parties shall mutually agree on which requirement shall apply. If the parties cannot reach agreement, the dispute resolution process set forth in Section 12 of the General Terms and Conditions of this Agreement, incorporated herein by this reference, shall apply.
- 2. Unbundled Loops, Integrated Digital Loop Carriers, Network Interfaces Device, Unbundled Loop Concentration (ULC) System, Sub loops and Dark Fiber**
- All of the negotiated rates, terms and conditions set forth in this Section pertain to the provision of unbundled loops.
- 2.1 Unbundled Loops**
- 2.1.1 Definition
- 2.1.2 The local loop network element ("Loop(s)") is defined as a transmission facility between a distribution frame (or its equivalent) in BellSouth's central office and the loop demarcation point at an end-user customer premises, including inside wire owned by BellSouth. The local loop network element includes all features, functions, and capabilities of the transmission facilities, including dark fiber and attached electronics (except those used for the provision of advanced services, such as Digital Subscriber Line Access Multiplexers) and line conditioning. The loop shall include the use of all test access functionality, including without limitation, smart jacks, for both voice and data.
- 2.1.3 The provisioning of service to a CLEC will require cross-office cabling and cross-connections within the central office to connect the loop to a local switch or to other transmission equipment in collocation space. These cross-connects are a separate element and are not considered a part of the loop.
- 2.1.4 BellSouth Order Coordination referenced in Attachment 2 includes two types: "Order Coordination" and "Order Coordination - Time Specific."
- 2.1.5 "Order Coordination" refers to standard BellSouth service order coordination involving SL2 voice loops and all digital loops. Order coordination for physical conversions will be scheduled at BellSouth's discretion during normal working hours on the committed due date and Maxcess advised.
- 2.1.6 "Order Coordination – Time Specific" refers to service order coordination in which Maxcess requests a specific time for a service order conversion to take place. Loops on a single service order of 14 or more loops will be provisioned on a project basis.

- This is a chargeable option for any coordinated order and is billed in addition to the OC charge. Maxcess may specify a time between 9:00 a.m. and 4:00 p.m. (location time) Monday through Friday (excluding holidays). If Maxcess specifies a time outside this window, or selects a time or quantity of loops that requires BellSouth technicians to work outside normal work hours, overtime charges will apply in addition to the OC and OC-TS charges. Overtime charges will be applied according to actual costs based on type of force group required to perform the work, overtime hours worked and any special circumstances. No Overtime charges shall apply for work performed between the hours of 8:00am and 5:00pm.
- 2.1.7 Where facilities are available, BellSouth will install loops within a 5-7 business days interval. For orders of 14 or more loops, the installation will be handled on a project basis and the intervals will be set by the BellSouth project manager for that order. Some loops require a Service Inquiry (SI) to determine if facilities are available prior to issuing the order. The interval for the SI process is separate from the installation interval. For expedite requests by Maxcess, expedite charges will apply for intervals less than 5 days. The charges outlined in BellSouth's FCC # 1 Tariff, Section 5.1.1, will apply. If Maxcess cancels an order for network elements and other services, any costs incurred by BellSouth in conjunction with the provisioning of that order will be recovered in accordance with FCC #1 Tariff, Section 5.4.
- 2.1.8 If Maxcess modifies an order after being sent a Firm Order Confirmation (FOC) from BellSouth, any costs incurred by BellSouth to accommodate the modification will be reimbursed by Maxcess.
- 2.1.9 BellSouth will offer Unbundled Voice Loops (UVL) in two different service levels - Service Level One (SL1) and Service Level Two (SL2).
- 2.1.10 SL1 loops will be non-designed, will not have test points, and will not come with any Order Coordination (OC) or engineering information/circuit make-up data. Upon issuance of an order in the service order system, SL1 loops will be activated on the due date in the same manner and time frames that BellSouth normally activates POTS-type loops for its customers. If Maxcess requests work to be done for SL1s that requires BellSouth technicians to work outside normal work hours, overtime charges will be applied according to actual costs based on type of force group required to perform the work, overtime hours worked and any special circumstances.
- 2.1.11 SL2 loops shall have test points, with or without conditioning, will be designed with a design layout record provided to Maxcess, and will be provided with OC. The OC feature will allow Maxcess to coordinate the installation of the loop with the disconnect of an existing customer's service and/or number portability service. In these cases, BellSouth will perform the order conversion with standard order coordination at its discretion during normal work hours.

- 2.1.12 BellSouth will also offer Unbundled Digital Loops (UDL). They will be designed, will be provisioned with test points (where appropriate), and will come standard with Order Coordination and a Design Layout Record (DLR).
- 2.1.13 As a chargeable option on all loops except UVL-SL1 and UCL, BellSouth will offer Order Coordination - Time Specific (OC-TS). This will allow Maxcess the ability to specify the time that the coordinated conversion takes place. The OC-TS charge for orders due on the same day at the same location will be applied on a per Local Service Request (LSR) basis.
- 2.1.14 Maxcess will be responsible for testing and isolating troubles on the loops. Once Maxcess has isolated a trouble to the BellSouth provided loop, Maxcess will issue a trouble to BellSouth on the loop. BellSouth will take the actions necessary to repair the loop if a trouble actually exists. BellSouth will repair these loops in the same time frames that BellSouth repairs similarly situated loops to its customers.
- 2.1.15 If Maxcess reports a trouble on SL1 loops and no trouble actually exists, BellSouth will charge Maxcess for any dispatching and testing (both inside and outside the CO) required by BellSouth in order to confirm the loop's working status.
- 2.1.16 If Maxcess reports a trouble on SL2 loops and no trouble actually exists, BellSouth will charge Maxcess for any dispatching and testing, (outside the CO) required by BellSouth in order to confirm the loop's working status.
- 2.1.17 In addition to the UVLs and UDLs, BellSouth shall make available an Unbundled Copper Loop (UCL). The UCL will be a copper twisted pair loop that is unencumbered by any intervening equipment (e.g., filters, load coils, range extenders, digital loop carrier, or repeaters). The UCL will be offered in two versions - Short and Long. A short UCL (18 kft or less) will be provisioned according to Resistance Design parameters. The long UCL (beyond 18kft) will be used when a CLEC wants to condition copper loops longer than 18kft by removing load coils and other intervening equipment. BST will only ensure electrical continuity and balance relative to tip and ring on UCLs.
- 2.1.18 The UCL will be a designed circuit, with or without conditioning, provisioned with a test point and come standard with a DLR. OC will be offered as a chargeable option on all UCL loops. Order Coordination – Time Specific (OC-TS) will not be offered on UCLs.
- 2.1.19 The UCL is a dry cooper loop and is not intended to support any particular telecommunications service. Maxcess may use the UCL loop for a variety of services, including xDSL (e.g., ADSL and HDSL) services, by attaching appropriate terminal

equipment of Maxcess's choosing. Maxcess will determine the type of service that will be provided over the loop.

- 2.1.20 Because the UCL loop shall be an unbundled loop offering that is separate and distinct from BellSouth's ADSL and HDSL capable loop offerings, CLEC agrees that BellSouth's UCL loop will not be held to the service level and performance expectations that apply to its ADSL and HDSL unbundled loop offerings. BellSouth shall only be obligated to maintain copper continuity and provide balance relative to tip and ring on UCL loops.
- 2.1.21 The UCL loop shall be provided to CLEC in accordance with BellSouth's Technical Reference 73600 and national standards.
- 2.1.22 Technical Requirements
  - 2.1.22.1 To the extent available within BellSouth's Network at a particular location, BellSouth will offer loops capable of supporting telecommunications services such as: POTS, Centrex, basic rate ISDN, analog PBX, voice grade private line, ADSL, HDSL, DS1 and digital data (up to 64 kb/s). If a requested loop type is not available, then the CLEC can use the Special Construction process to request that BellSouth place facilities or otherwise modify facilities in order to meet Maxcess's request.
  - 2.1.22.2 Maxcess will be responsible for providing BellSouth with a Service Profile Identifier (SPID) associated with a particular ISDN-capable loop and end user. With the SPID, BellSouth will be able to adequately test the circuit and ensure that it properly supports ISDN service.
  - 2.1.22.3 The loop will support the transmission, signaling, performance and interface requirements of the services described in 2.1.3 above. It is recognized that the requirements of different services are different, and that a number of types or grades of loops are required to support these services. Services provided over the loop by Maxcess will be consistent with industry standards and BellSouth's TR73600.
  - 2.1.22.4 Maxcess may utilize the unbundled loops to provide any telecommunication service it wishes. However, BellSouth will only provision, maintain and repair the loops to the standards that are consistent with the type of loop ordered. For example, if Maxcess orders an ISDN-capable loop but wants to use the loop for a service other than ISDN, BellSouth will only support that the loop is capable of providing ISDN service. For non-service specific loops (e.g. UCL, loops modified by Maxcess using the Special Construction process), BellSouth will only support that the loop has copper continuity and balanced tip-and-ring.
  - 2.1.22.5 In some instances, Maxcess will require access to a copper twisted pair loop unfettered by any intervening equipment (e.g., filters, load coils, range extenders, etc.), so that Maxcess can use the loop for a variety of services by attaching appropriate terminal equipment at the ends. Maxcess will determine the type of

- service that will be provided over the loop. In some cases, Maxcess may be required to pay additional charges for the removal of certain types of equipment. BellSouth's Unbundled Loop Modifications (ULM) process will be used to determine the costs and feasibility of these activities.
- 2.1.22.6 In those cases where Maxcess has requested that BellSouth modify a loop so that it no longer meets the technical parameters for a service specific loop (e.g., voice grade, ISDN, ADSL, etc.) the resulting modified loop will be ordered and maintained as a UCL.
- 2.1.22.7 The loop shall be provided to Maxcess in accordance with BellSouth's TR73600 Unbundled Local Loop Technical Specification and applicable industry standard technical references.

## **2.2 Loop Conditioning**

- 2.2.1 Subject to applicable and effective FCC rules and orders, BellSouth shall condition loops, as requested by Maxcess, whether or not BellSouth offers advanced services to the End User on that loop.
- 2.2.2 Loop conditioning is defined as the removal from the loop of any devices that may diminish the capability of the loop to deliver high-speed switched wireline telecommunications capability, including xDSL service. Such devices include, but are not limited to, bridge taps, low pass filters, and range extenders.
- 2.2.3 BellSouth shall recover the cost of line conditioning requested by Maxcess through a recurring charge and/or nonrecurring charge(s) in accordance with the FCC's forward-looking pricing principles promulgated pursuant to section 252 (d) (1) of the Act and in compliance with FCC Rule 52.507 (e).

### **2.2.4 Loop Make-Up**

- 2.2.4.1 BellSouth shall make available to Maxcess, a Loop Make-Up Service Inquiry process that will provide a description of an available copper facility for a specified customer location. This information will allow Maxcess to make a determination of the loops capabilities to support the service that Maxcess intends to provide to that customer. It will also allow Maxcess to determine what type of loop conditioning activities (using BellSouth's unbundled Loop Modification product), if any, may be needed by Maxcess.

- 2.2.4.2 The information provided via this process includes: 1) the portion of the loop serviced by Digital Loop Carrier (if applicable), 2) cable lengths and gauges, 3) the presence and location of load coils, 4) the presence, location and length of bridge taps.
- 2.2.4.3 This process is available to Maxcess based on telephone number or specific address. Requests submitted based on telephone numbers will provide the loop make-up of the loop currently serving that telephone number. Request submitted based on a specific address will contain a single Loop Make-Up for an available cooper loop if available at that customer's location.
- 2.2.4.4 The interval for this Loop Make-up Service inquiry process is seven (7) business days. This interval is separate from the Provisioning Interval stated in the Interval Guide.

### **2.3. Integrated Digital Loop Carriers**

- 2.3.1 Where BellSouth uses Integrated Digital Loop Carrier (IDLC) systems to provide the local loop and BellSouth has a suitable alternate facility available, BellSouth will make arrangements to permit Maxcess to order a contiguous local loop. To the extent it is technically feasible, these arrangements will provide Maxcess with the capability to serve end users at a level that is at parity with the level of service BellSouth provides its customers. If no alternate facility is available, BellSouth will utilize its Special Construction (SC) process to determine the additional costs required to provision the loop facilities. Maxcess will then have the option of paying the one-time SC rates to place the loop facilities or Maxcess may chose some other method of providing service to the end-user (e.g., Resale, private facilities, etc.).

### **2.4 Network Interface Device**

#### **2.4.1 Definition**

The NID is defined as any means of interconnection of end-user customer premises wiring to BellSouth's distribution plant, such as a cross-connect device used for that purpose. The NID is a single-line termination device or that portion of a multiple-line termination device required to terminate a single line or circuit at the premises. The NID features two independent chambers or divisions that separate the service provider's network from the End User's on-premises wiring. Each chamber or division contains the appropriate connection points or posts to which the service provider and the End User each make their connections. The NID provides a protective ground connection and is capable of terminating cables such as twisted pair cable.

- 2.4.2. BellSouth shall permit Maxcess to connect Maxcess's loop facilities to on-premises wiring through the BellSouth NID or at any other technically feasible point.



### 2.4.3 Access to Network Interface Device (NID)

- 2.4.3.1. Due to the wide variety of NIDs utilized by BellSouth (based on subscriber size and environmental considerations), Maxcess may access the on-premises wiring by any of the following means: BellSouth shall allow Maxcess to connect its loops directly to BellSouth's multi-line residential NID enclosures that have additional space and are not used by BellSouth or any other telecommunications carriers to provide service to the premise. Maxcess agrees to install compatible protectors and test jacks and to maintain the protection system and equipment and to indemnify BellSouth pursuant to Section 8 of the General Terms and Conditions of this Agreement.
- 2.4.3.2. Where an adequate length of on-premises wiring is present and environmental conditions permit, either Party may remove the on-premises wiring from the other Party's NID and connect that wire to that Party's own NID; or
- 2.4.3.3. Enter the subscriber access chamber or "side" of "dual chamber" NID enclosures for the purpose of extending a connectorized or spliced jumper wire from the on-premises wiring through a suitable "punch-out" hole of such NID enclosures; or
- 2.4.3.4. Request BellSouth to make other rearrangements to the on-premises wiring terminations or terminal enclosure on a time and materials cost basis to be charged to the requesting Party (i.e., Maxcess, its agent, the building owner or the subscriber). Such charges will be billed to the requesting Party.
- 2.4.3.5. In no case shall either Party remove or disconnect the other Party's loop facilities from either Party's NIDs, enclosures, or protectors, without state regulatory requirement, without providing prior notice to the other Party, and without appropriately capping off and guarding the other Party's loop. In such cases, it shall be the responsibility of the disconnecting party to properly ground the other party's loop, maintain the NID, and assume full liability for its action and any adverse consequences.
- 2.4.3.6. In no case shall either Party remove or disconnect ground wires from BellSouth's NIDs, enclosures, or protectors.
- 2.4.3.7. In no case shall either Party remove or disconnect NID modules, protectors, or terminals from BellSouth's NID enclosures.
- 2.4.3.8. Due to the wide variety of NID enclosures and outside plant environments BellSouth will work with Maxcess to develop specific procedures to establish the most effective means of implementing this Section, 2.4.3.

### 2.4.4 Technical Requirements

- 2.4.4.1 The NID shall provide an accessible point of interconnection and shall maintain a connection to ground.
- 2.4.4.2 The NID shall be capable of transferring electrical analog or digital signals between the subscriber's inside wiring and the Distribution Media and/or cross connect to Maxcess's NID, consistent with the NID's function at the Effective Date of this Agreement.
- 2.4.4.3 Where a BellSouth NID exists, it is provided in its "as is" condition. Maxcess may request BellSouth do additional work to the NID in accordance with Section 2.4.3.8.
- 2.4.4.4 When Maxcess deploys its own local loops with respect to multiple-line termination devices, Maxcess shall specify the quantity of NIDs connections that it requires within such device.
- 2.4.5 Interface Requirements
- 2.4.5.1 The NID shall be equal to or better than all of the requirements for NIDs set forth in the applicable industry standard technical references.

## **2.5 Unbundled Loop Concentration (ULC) System**

- 2.5.1 BellSouth will provide to Maxcess Unbundled Loop Concentration (ULC). Loop concentration systems in the central office concentrate the signals transmitted over local loops onto a digital loop carrier system. The concentration device is placed inside a BellSouth central office. BellSouth will offer ULC with a TR008 interface or a TR303 interface.
- 2.5.2 ULC will be offered in two sizes. System A will allow up to 96 BellSouth loops to be concentrated onto multiple DS1s. The high-speed connection from the concentrator will be at the electrical DS1 level and may connect to Maxcess at Maxcess's collocation site. System B will allow up to 192 BellSouth loops to be concentrated onto multiple DS1s. System A may be upgraded to a System B. A minimum of two DS1s is required for each system (i.e., System A requires two DS1s and System B would require an additional two DS1s or four in total). All DS1 interfaces will terminate to the CLEC's collocation space. ULC service is offered with or without concentration and with or without protection. A Line Interface element will be required for each loop that is terminated onto the ULC system. Rates for ULC are as set forth in this Attachment.

## **2.6 Sub-loop Elements**

- 2.6.1 Where facilities permit and subject to applicable and effective FCC rules and orders, BellSouth shall offer access to its Unbundled Sub Loop (USL), Unbundled Subloop

Concentration (USLC) System and Unbundled Network Terminating Wire (UNTW) elements. BellSouth shall provide non-discriminatory access, in accordance with 51.311 and section 251(c) (3) of the Act, to the subloop. On an unbundled basis and pursuant to the following terms and conditions and the rates approved by the Commission and set forth in this Attachment.

2.6.2 Subloop components include but are not limited to the following:

2.6.2.1 Unbundled Sub-Loop Distribution;

2.6.2.2 Unbundled Sub-Loop Concentration/Multiplexing Functionality; and

2.6.2.3 Unbundled Network Terminating Wire; and

2.6.2.4 Unbundled Sub-Loop Feeder.

### **2.6.3 Unbundled Sub-Loop (distribution facilities)**

#### **2.6.3.1 Definition**

2.6.3.2 Subject to applicable and effective FCC rules and orders, the unbundled sub-loop distribution facility is dedicated transmission facility that BellSouth provides from a customer's point of demarcation to a BellSouth cross-connect device. The BellSouth cross-connect device may be located within a remote terminal (RT) or a stand-alone cross-box in the field or in the equipment room of a building. There are two offerings available for Unbundled Sub-Loops (USL):

2.6.3.3 Unbundled Sub-Loop Distribution (USL-D) will include the sub-loop facility from the cross-box in the field up to and including the point of demarcation.

2.6.3.4 BellSouth will also provide sub-loop interconnection to the intrabuilding network cable (INC) (riser cable). INC is the distribution facility inside a subscriber's building or between buildings on one customer's same premises (continuous property not separated by a public street or road). USL-INC (riser cable) will include the facility from the cross-connect device in the building equipment room up to and including the point of demarcation.

#### **2.6.4. Requirements for Unbundled Sub-Loop Distribution Facilities**

2.6.4.1 Unbundled Sub-Loop distribution facilities were originally built as part of the entire voice grade loop from the BellSouth central office to the customer network interface. Therefore, the Unbundled Sub-Loop may have load coils, which are necessary for

- transmission of voice grade services. The Unbundled Sub-Loops will be provided in accordance with technical reference TR73600.
- 2.6.4.2 Unbundled Sub-Loop distribution facilities shall support functions associated with provisioning, maintenance and testing of the Unbundled Sub-Loop. In a scenario that involves connection at a BellSouth cross-box located in the field, Maxcess would be required to deliver a cable to the BellSouth remote terminal or cross-box to provide continuity to Maxcess's feeder facilities. This cable would be connected, by a BellSouth technician, to a cross-connect panel within the BellSouth RT/cross-box. Maxcess's cable pairs can then be connected to BellSouth's USL within the BellSouth cross-box by the BellSouth technician. In a scenario that requires connection in a building equipment room, BellSouth will install a cross connect panel on which access to the requested sub-loops will be connected. The CLEC's cable pairs can then be connected to the Unbundled Sub-Loop pairs on this cross-connect panel by the BellSouth technician.
- 2.6.4.3 BellSouth will provide Unbundled Sub-Loops where possible. Through the firm order Service Inquiry (SI) process, BellSouth will determine if it is feasible to place the required facilities where Maxcess has requested access to Unbundled Sub-Loops. If existing capacity is sufficient to meet the CLEC demand, then BellSouth will perform the set-up work as described in the next section 2.6.4.4 . If any work must be done to modify existing BellSouth facilities or add new facilities (other than adding the cross-connect panel in a building equipment room as noted in 2.6.4.4) to accommodate Maxcess's request for Unbundled Sub-Loops, BellSouth will use its Special Construction (SC) process to determine the additional costs required to provision the Unbundled Sub-Loops. Maxcess will then have the option of paying the one-time SC charge to modify the facilities to meet Maxcess's request.
- 2.6.4.4 During the initial set-up in a BellSouth cross-connect box in the field, the BellSouth technician will perform the necessary work to splice the CLEC's cable into the cross-connect box. For the set-up inside a building equipment room, BellSouth will perform the necessary work to install the cross-connect panel that will be used to provide access to the requested USLs. Once the set-up is complete, the CLEC requested sub-loop pairs would be provisioned through the service order process based on the submission of a LSR to the LCSC.
- 2.6.5 Interface Requirements
- 2.6.5.1 Unbundled Sub-Loop shall be equal to or better than each of the applicable requirements set forth in the applicable industry standard technical references.
- 2.6.6 **Unbundled Sub-Loop Concentration System (USLC)**

- 2.6.6.1 Where facilities permit and where necessary to comply with an effective Commission order, BellSouth will provide to Maxcess with the ability to concentrate its sub-loops onto multiple DS1s back to the BellSouth Central Office. The DS1s will then be terminated into Maxcess's collocation space. TR-008 and TR303 interface standards are available.
- 2.6.6.2 USLC, using the Lucent Series 5 equipment, will be offered in two different systems. System A will allow up to 96 of Maxcess's sub-loops to be concentrated onto multiple DS1s. System B will allow an additional 96 of Maxcess's sub-loops to be concentrated onto multiple DS1s. One System A may be supplemented with one System B and they both must be physically located in a single Series 5 dual channel bank. A minimum of two DS1s is required for each system (i.e., System A requires two DS1s and System B would require an additional two DS1s or four in total). The DS1 level facility that connects the RT site with the serving wire center is known as a Feeder Interface. All DS1 Feeder Interfaces will terminate to the CLEC's collocation space within the SWC that serves the RT where the CLEC's sub-loops are connected. USLC service is offered with or without concentration and with or without a protection DS1.
- 2.6.6.3 In these scenarios Maxcess would be required to place a cross-box, remote terminal (RT), or other similar device and deliver a cable to the BellSouth remote terminal. This cable would be connected, by a BellSouth technician, to a cross-connect panel within the BellSouth RT/cross-box and would allow Maxcess's sub-loops to then be placed on the ULSC and transported to their collocation space at a DS1 level.

## **2.6.7 Unbundled Network Terminating Wire (UNTW)**

- 2.6.7.1 BellSouth agrees to offer its Unbundled Network Terminating Wire (UNTW) to Maxcess pursuant to the following terms and conditions at rates as set forth in this Attachment.
- 2.6.7.2 Definition
- 2.6.7.2.1 Subject to applicable and effective FCC rules and orders, UNTW is a dedicated transmission facility that BellSouth provides from the Wiring Closet /Garden Terminal (or other type of cross-connect point) at the point of termination of BellSouth's loop distribution facilities to the end user's point of demarcation at the end-users premise.
- 2.6.7.3 Requirements
- 2.6.7.3.1 BellSouth will offer spare pairs that are available to an end user's premises to Maxcess. Available spare pairs are defined as pairs that are not being utilized by BellSouth or by a third party to provide an end user with working service at the time

- of Maxcess's request for UNTW. If no spare pairs are available and the end user is no longer using BellSouth's local service, BellSouth will relinquish the first pair to Maxcess. If after BellSouth has relinquished the first pair to Maxcess and the end user decides to change local service providers to BellSouth, Maxcess will relinquish the first pair back to BellSouth.
- 2.6.7.3.2 Notwithstanding the foregoing, should BellSouth subsequently require the use of additional pair(s) to provide for the activation of additional lines in an end users premises in response to a request from such end user, Maxcess agrees to surrender their spare pair(s) upon request by BellSouth.
- 2.6.7.3.3 If an end user of Maxcess desires to receive local exchange service from a service provider who is not a Party to this Agreement, and such third party service provider needs access to the BellSouth UNTW to provide local exchange service to the end user, then Maxcess agrees to surrender the requisite number of its inactive spare pair(s) if no other spare pair is available and upon request by BellSouth.
- 2.6.7.3.4 If Maxcess has placed NTW at a location and an end user desires to receive local exchange service from BellSouth and BellSouth needs access to Maxcess's NTW to provide local exchange service to the end user, then Maxcess agrees to surrender the requisite number of its spare pair(s) upon request by BellSouth.
- 2.6.7.3.5 In new construction, where possible, both Parties may at their option and with the property owner's agreement install their own NTW. In existing construction, BellSouth shall not be required to install new or additional NTW beyond existing NTW to provision the services of the CLEC.
- 2.6.8 Technical Requirements
- 2.6.8.1 In these scenarios, BellSouth will connect the requested UNTW pairs to a single point of interconnection (SPOI) designed for CLEC access to BellSouth's NTW. The SPOI will be installed either near BellSouth's garden terminal or wiring closet. Maxcess will be required to place a cross-box, terminal or other similar device and deliver a cable to this SPOI. Maxcess will then connect their cable to the cross-connect panel to access the requested UNTW pairs.

## **2.7 Dark Fiber**

### **2.7.1 Defintion**

Dark Fiber is optical transmission facilities without attached multiplexing, aggregation or other electronics that connects two points within BellSouth's network. Dark Fiber also includes strands of optical fiber existing in aerial or underground cable which may have lightwave repeater (regenerator or optical amplifier) equipment interspliced to it at appropriate distances, but which has no line terminating elements terminated to such strands to operationalize its transmission capabilities.

## **2.7.2      Requirements**

- 2.7.2.1      BellSouth shall make available Dark Fiber where it exists in BellSouth's network and where, as a result of future building or deployment, it becomes available. If BellSouth has plans to use the fiber within a two –year planning period, there is no requirement to provide said fiber to Maxcess.
- 2.7.2.2      If the requested dark fiber has any lightwave repeater equipment interspliced to it, BellSouth will remove such equipment at Maxcess's request subject to time and materials charges.
- 2.7.2.3      Maxcess may test the quality of the Dark Fiber to confirm its usability and performance specifications.
- 2.7.2.4      BellSouth shall use its best efforts to provide to Maxcess information regarding the location, availability and performance of Dark Fiber within ten (10) business days for a records based answer and twenty (20) business days for a field based answer, after receiving a request from Maxcess ("Request"). Within such time period, BellSouth shall send written confirmation of availability of the Dark Fiber ("Confirmation"). From the time of the Request to forty-five (45) days after Confirmation, BellSouth shall hold such requested Dark Fiber for Maxcess's use and may not allow any other party to use such media, including BellSouth.
- 2.7.2.5      BellSouth shall use its best efforts to make Dark Fiber available to Maxcess within thirty (30) business days after it receives written confirmation from Maxcess that the Dark Fiber previously deemed available by BellSouth is wanted for use by Maxcess. This includes identification of appropriate connection points (e.g., Light Guide Interconnection (LGX) or splice points) to enable Maxcess to connect or splice Maxcess provided transmission media (e.g., optical fiber) or equipment to the Dark Fiber.
- 2.7.2.6      Dark Fiber shall meet the manufacturer's design specifications.
- 2.7.2.7      Maxcess may splice and test Dark Fiber obtained from BellSouth using Maxcess or Maxcess designated personnel. BellSouth shall provide appropriate interfaces to allow splicing and testing of Dark Fiber. BellSouth shall provide an excess cable length of 25 feet minimum (for fiber in underground conduit) to allow the uncoiled fiber to reach from the manhole to a splicing van.

## **2.8          Rates**

The prices that Maxcess shall pay to BellSouth for Network Elements and Other Services are set forth in Exhibit C to this Attachment.

## **2.9          Operational Support Systems (OSS)**

BellSouth has developed and made available the following mechanized systems by which Maxcess may submit LSRs electronically.

LENS	Local Exchange Navigation System
EDI	Electronic Data Interchange
TAG	Telecommunications Access Gateway

- 2.9.1 LSRs submitted by means of one of these interactive interfaces will incur an OSS electronic ordering charge as specified in the table below. An individual LSR will be identified for billing purposes by its Purchase Order Number (PON). LSRs submitted by means other than one of these interactive interfaces (mail, fax, courier, etc.) will incur a manual order charge as specified in the table below:

<b>OPERATIONAL SUPPORT SYSTEMS</b>	<b>AL, GA, LA, MS, SC</b>	<b>FL, KY, NC, TN</b>
OSS LSR charge, per LSR received from the CLEC by one of the OSS interactive interfaces	\$3.50	\$3.50
	SOMECH	SOMECH
Incremental charge per LSR received from the CLEC by means other than one of the OSS interactive interfaces	See applicable rate element	\$19.99
		SOMAN

2.9.2 Denial/Restoral OSS Charge

In the event Maxcess provides a list of customers to be denied and restored, rather than an LSR, each location on the list will require a separate PON and, therefore will be billed as one LSR per location.

2.9.3 Cancellation OSS Charge

Maxcess will incur an OSS charge for an accepted LSR that is later canceled by Maxcess.

Note: Supplements or clarifications to a previously billed LSR will not incur another OSS charge.

2.9.4 Network Elements and Other Services Manual Additive

- 2.9.4.1 The Commissions in some states have ordered per-element manual additive non-recurring charges (NRC) for Network Elements and Other Services ordered by means other than one of the interactive interfaces. These ordered Network Elements and Other Services manual additive NRCs will apply in these states, rather than the charge per LSR. The per-element charges are listed on the Rate Tables in Exhibit A.



### **3. Switching**

All of the negotiated rates, terms and conditions set forth in this Section pertain to the provision of local and tandem switching.

#### **3.1 Local Switching**

BellSouth shall provide non-discriminatory access to local circuit switching capability, and local tandem switching capability, on an unbundled basis, except as set forth below in Section 3.1.3 to Maxcess for the provision of a telecommunications service. BellSouth shall provide non-discriminatory access to packet switching capability on an unbundled basis to Maxcess for the provision of a telecommunications service only in the limited circumstance described below in Section 3.3.4.6.

3.1.1. Except as otherwise provided herein, BellSouth shall not impose any restrictions on Maxcess regarding the use of Switching Capabilities purchased from BellSouth provided such use does not result in demonstrable harm to either the BellSouth network or personnel or the use of the BellSouth network by BellSouth or any other telecommunication carrier.

3.1.2. Local Circuit Switching Capability, including Tandem Switching Capability

##### **3.1.2.1 Definition**

Local Circuit Switching Capability is defined as: (A) line-side facilities, which include, but are not limited to, the connection between a loop termination at a main distribution frame and a switch line card; (B) trunk-side facilities, which include, but are not limited to, the connection between trunk termination at a trunk-side cross-connect panel and a switch trunk card; and (C) All features, functions, and capabilities of the switch, which include, but are not limited to: (1) the basic switching function of connecting lines to lines, line to trunks, trunks to lines, and trunks to trunks, as well as the same basic capabilities made available to BellSouth's customers, such as a telephone number, white page listings, and dial tone; and (2) all other features that the switch is capable of providing, including but not limited to customer calling, customer local area signaling service features, and Centrex, as well as any technically feasible customized routing functions provided by the switch; (D) switching provided by remote switching modules.

3.1.2.2 When utilizing BellSouth's local circuit switching capability, local traffic shall be defined as set forth in Part B of the General Terms and Conditions.

- 3.1.3 Notwithstanding BellSouth's general duty to unbundle local circuit switching, BellSouth shall not be required to unbundle local circuit switching for Maxcess when Maxcess serves end-users with four (4) or more voice-grade (DS-0) equivalents or lines in locations served by BellSouth's local circuit switches, which are in the following MSAs: Atlanta, GA; Miami, FL; Orlando, FL; Ft. Lauderdale, FL; Charlotte-Gastonia-Rock Hill, NC; Greensboro-Winston Salem-High Point, NC; Nashville, TN; and New Orleans, LA, and BellSouth has provided non-discriminatory cost based access to the Enhanced Extended Link (EEL) throughout Density Zone 1 as determined by NECA Tariff No. 4 as in effect on January 1, 1999.
- 3.1.4 In the event that Maxcess orders local circuit switching for a single end user account name at a single physical end user location with four (4) or more two (2) wire voice-grade loops from a BellSouth central office listed on Exhibit A, BellSouth's sole recourse shall be to charge Maxcess a rate to be negotiated for use of the local circuit switching functionality for the affected facilities, or in the alternative, to charge Maxcess the local services resale rate for use of all Combinations used to provide the affected facilities to Maxcess.
- 3.1.5 A featureless port is one that has a line port, switching facilities, and an interoffice port. A featured port is a port that includes all features then capable or a number of then capable features specifically requested by Maxcess. Any features that are not currently then capable but are technically feasible through the switch can be requested through the BFR process.
- 3.1.6 BellSouth will provide to Maxcess customized routing of calls: (i) to a requested directory assistance services platform; (ii) to an operator services platform pursuant to Section 10 of Attachment 2; (iii) for Maxcess's PIC'ed toll traffic in a two (2) PIC environment to an alternative OS/DA platform designated by Maxcess. Maxcess customers may use the same dialing arrangements as BellSouth customers.
- 3.1.7 Remote Switching Module functionality is included in Switching Capability. The switching capabilities used will be based on the line side features they support.
- 3.1.8 Switching Capability will also be capable of routing local, intraLATA, interLATA, and calls to international customer's preferred carrier; call features (e.g. call forwarding) and Centrex capabilities.
- 3.1.9 Where required to do so in order to comply with an effective Commission order, BellSouth will provide to Maxcess purchasing local BellSouth switching and reselling BellSouth local exchange service under Attachment 1, selective routing of calls to a requested directory assistance services platform or operator services platform. Maxcess customers may use the same dialing arrangements as BellSouth customers, but obtain a Maxcess branded service.

3.2 Technical Requirements

- 3.2.1 The requirements set forth in this Section apply to Local Switching, but not to the Data Switching function of Local Switching.
- 3.2.1.1 Local Switching shall be equal to or better than the requirements for Local Switching set forth in the applicable industry standard technical references.
- 3.2.1.2 When applicable, BellSouth shall route calls to the appropriate trunk or lines for call origination or termination.
- 3.2.1.3 Subject to this section, BellSouth shall route calls on a per line or per screening class basis to (1) BellSouth platforms providing Network Elements or additional requirements (2) Operator Services platforms, (3) Directory Assistance platforms, and (4) Repair Centers. Any other routing requests by Maxcess will be made pursuant to the Bona Fide Request/ New Business Request Process as set forth in General Terms and Conditions.
- 3.2.1.4 BellSouth shall provide unbranded recorded announcements and call progress tones to alert callers of call progress and disposition.
- 3.2.1.5 BellSouth shall activate service for an Maxcess customer or network interconnection on any of the Local Switching interfaces. This includes provisioning changes to change a customer from BellSouth's services to Maxcess's services without loss of switch feature functionality as defined in this Agreement.
- 3.2.1.6 BellSouth shall perform routine testing (e.g., Mechanized Loop Tests (MLT) and test calls such as 105, 107 and 108 type calls) and fault isolation on a mutually agreed upon schedule.
- 3.2.1.7 BellSouth shall repair and restore any equipment or any other maintainable component that may adversely impact Local Switching.
- 3.2.1.8 BellSouth shall control congestion points such as those caused by radio station call-ins, and network routing abnormalities. All traffic shall be restricted in a non-discriminatory manner.
- 3.2.1.9 BellSouth shall perform manual call trace and permit customer originated call trace.
- 3.2.1.10 Special Services provided by BellSouth will include the following:
  - 3.2.1.10.1 Telephone Service Prioritization;
  - 3.2.1.10.2 Related services for handicapped;

- 3.2.1.10.3 Soft dial tone where required by law; and
- 3.2.1.10.4 Any other service required by law.
- 3.2.1.11 BellSouth shall provide Switching Service Point (SSP) capabilities and signaling software to interconnect the signaling links destined to the Signaling Transfer Point Switch (STPS). These capabilities shall adhere to the technical specifications set forth in the applicable industry standard technical references.
- 3.2.1.12 BellSouth shall provide interfaces to adjuncts through Telcordia (formerly BellCore) standard interfaces. These adjuncts can include, but are not limited to, the Service Circuit Node and Automatic Call Distributors.
- 3.2.1.13 BellSouth shall provide performance data regarding a customer line, traffic characteristics or other measurable elements to Maxcess, upon a reasonable request from Maxcess. CLEC will pay BellSouth for all costs incurred to provide such performance data through the Business Opportunity Request process.
- 3.2.1.14 BellSouth shall offer Local Switching that provides feature offerings at parity to those provided by BellSouth to itself or any other Party. Such feature offerings shall include but are not limited to:
  - 3.2.1.14.1 Basic and primary rate ISDN;
  - 3.2.1.14.2 Residential features;
  - 3.2.1.14.3 Customer Local Area Signaling Services (CLASS/LASS);
  - 3.2.1.14.4 CENTREX (including equivalent administrative capabilities, such as customer accessible reconfiguration and detailed message recording); and
  - 3.2.1.14.5 Advanced intelligent network triggers supporting Maxcess and BellSouth service applications.
- 3.2.2 BellSouth shall offer to Maxcess all AIN triggers in connection with its SMS/SCE offering which are supported by BellSouth for offering AIN-based services. Triggers that are currently available are:
  - 3.2.2.1 Off-Hook Immediate
  - 3.2.2.2 Off-Hook Delay
  - 3.2.2.3 Termination Attempt
  - 3.2.2.4 6/10 Public Office Dialing Plan

- 3.2.2.5 Feature Code Dialing
- 3.2.2.6 Customer Dialing Plan
- 3.2.3 When the following triggers are supported by BellSouth, BellSouth will make these triggers available to Maxcess:
  - 3.2.3.1 Private EAMF Trunk
  - 3.2.3.2 Shared Interoffice Trunk (EAMF, SS7)
  - 3.2.3.3 N11
  - 3.2.3.4 Automatic Route Selection
- 3.2.4 Where capacity exists, BellSouth shall assign each Maxcess customer line the class of service designated by Maxcess (e.g., using line class codes or other switch specific provisioning methods), and shall route directory assistance calls from Maxcess customers to Maxcess directory assistance operators at Maxcess's option.
- 3.2.5 Where capacity exists, BellSouth shall assign each Maxcess customer line the class of services designated by Maxcess (e.g., using line class codes or other switch specific provisioning methods) and shall route operator calls from Maxcess customers to Maxcess operators at Maxcess's option. For example, BellSouth may translate 0- and 0+ intraLATA traffic, and route the call through appropriate trunks to an Maxcess Operator Services Position System (OSPS). Calls from Local Switching must pass the ANI-II digits unchanged.
- 3.2.6 Local Switching shall be offered in accordance with the technical specifications set forth in the applicable industry standard references.
- 3.2.7 Interface Requirements
  - 3.2.7.1 BellSouth shall provide the following interfaces to loops:
    - 3.2.7.1.1 Standard Tip/Ring interface including loopstart or groundstart, on-hook signaling (e.g., for calling number, calling name and message waiting lamp);
    - 3.2.7.1.2 Coin phone signaling;
    - 3.2.7.1.3 Basic Rate Interface ISDN adhering to appropriate Telcordia (formerly BellCore) Technical Requirements;
    - 3.2.7.1.4 Two-wire analog interface to PBX;

- 3.2.7.1.5 Four-wire analog interface to PBX;
- 3.2.7.1.6 Four-wire DS1 interface to PBX or customer provided equipment (e.g. computers and voice response systems);
- 3.2.7.1.7 Primary Rate ISDN to PBX adhering to ANSI standards Q.931, Q.932 and appropriate Telcordia (formerly BellCore) Technical Requirements;
- 3.2.7.1.8 Switched Fractional DS1 with capabilities to configure Nx64 channels (where N = 1 to 24); and
- 3.2.7.1.9 Loops adhering to Telcordia (formerly BellCore) TR-NWT-08 and TR-NWT-303 specifications to interconnect Digital Loop Carriers.
- 3.2.7.2 BellSouth shall provide access to the following but not limited to:
  - 3.2.7.2.1 SS7 Signaling Network or Multi-Frequency trunking if requested by Maxcess;
  - 3.2.7.2.2 Interface to Maxcess operator services systems or Operator Services through appropriate trunk interconnections for the system; and
  - 3.2.7.2.3 Interface to Maxcess Directory Assistance Services through the Maxcess switched network or to Directory Assistance Services through the appropriate trunk interconnections for the system; and 950 access or other Maxcess required access to interexchange carriers as requested through appropriate trunk interfaces.

### **3.3 Tandem Switching**

#### **3.3.1 Definition**

Tandem Switching is the function that establishes a communications path between two switching offices through a third switching office (the Tandem switch).

#### **3.3.2 Technical Requirements**

- 3.3.2.1 Tandem Switching shall have the same capabilities or equivalent capabilities as those described in Bell Communications Research TR-TSY-000540 Issue 2R2, Tandem Supplement, 6/1/90. The requirements for Tandem Switching include, but are not limited to the following:
  - 3.3.2.1.1 Tandem Switching shall provide signaling to establish a tandem connection;
  - 3.3.2.1.2 Tandem Switching will provide screening as jointly agreed to by Maxcess and BellSouth;

- 3.3.2.1.3 Tandem Switching shall provide Advanced Intelligent Network triggers supporting AIN features where such routing is not available from the originating end office switch, to the extent such Tandem switch has such capability;
- 3.3.2.1.4 Tandem Switching shall provide access to Toll Free number portability database as designated by Maxcess;
- 3.3.2.1.5 Tandem Switching shall provide all trunk interconnections discussed under the “Network Interconnection” section (e.g., SS7, MF, DTMF, DialPulse, PRI-ISDN, DID, and CAMA-ANI (if appropriate for 911));
  - 3.3.2.1.5.1 Tandem Switching shall provide connectivity to PSAPs where 911 solutions are deployed and the tandem is used for 911; and
  - 3.3.2.1.5.2 Where appropriate, Tandem Switching shall provide connectivity to transit traffic to and from other carriers.
- 3.3.2.1.6 Tandem Switching shall accept connections (including the necessary signaling and trunking interconnections) between end offices, other tandems, IXC's, ICO's, CAP's and CLEC switches.
- 3.3.2.1.7 Tandem Switching shall provide local tandeming functionality between two end offices including two offices belonging to different CLEC's (e.g., between a CLEC end office and the end office of another CLEC).
- 3.3.2.1.8 Tandem Switching shall preserve CLASS/LASS features and Caller ID as traffic is processed.
- 3.3.2.1.9 Tandem Switching shall record billable events and send them to the area billing centers designated by Maxcess. Tandem Switching will provide recording of all billable events as jointly agreed to by Maxcess and BellSouth.
- 3.3.2.1.10 Upon a reasonable request from Maxcess, BellSouth shall perform routine testing and fault isolation on the underlying switch that is providing Tandem Switching and all its interconnections. The results and reports of the testing shall be made immediately available to Maxcess.
- 3.3.2.1.11 BellSouth shall maintain Maxcess's trunks and interconnections associated with Tandem Switching at least at parity to its own trunks and interconnections.
- 3.3.2.1.12 BellSouth shall control congestion points and network abnormalities. All traffic will be restricted in a non-discriminatory manner.
- 3.3.2.1.13 Selective Call Routing through the use of line class codes is not available through the use of tandem switching. Selective Call Routing through the use of line class codes is

- an end office capability only. Detailed primary and overflow routing plans for all interfaces available within BellSouth's switching network shall be mutually agreed to by Maxcess and BellSouth.
- 3.3.2.1.14 Tandem Switching shall process originating toll-free traffic received from Maxcess's local switch.
- 3.3.2.1.15 In support of AIN triggers and features, Tandem Switching shall provide SSP capabilities when these capabilities are not available from the Local Switching Network Element, to the extent such Tandem Switch has such capability.
- 3.3.2.2 Interface Requirements
- 3.3.2.2.1 Tandem Switching shall provide interconnection to the E911 PSAP where the underlying Tandem is acting as the E911 Tandem.
- 3.3.2.2.2 Tandem Switching shall interconnect, with direct trunks, to all carriers with which BellSouth interconnects.
- 3.3.2.2.3 BellSouth shall provide all signaling necessary to provide Tandem Switching with no loss of feature functionality.
- 3.3.2.2.4 Tandem Switching shall interconnect with Maxcess's switch, using two-way trunks, for traffic that is transiting via BellSouth's network to interLATA or intraLATA carriers. At Maxcess's request, Tandem Switching shall record and keep records of traffic for billing.
- 3.3.2.2.5 Tandem Switching shall provide an alternate final routing pattern for Maxcess's traffic overflowing from direct end office high usage trunk groups.
- 3.3.2.2.6 Tandem Switching shall be equal or better than the requirements for Tandem Switching set forth in the applicable technical references.
- 3.4 **AIN Selective Carrier Routing for Operator Services, Directory Assistance and Repair Centers**
- 3.4.1 BellSouth will provide AIN Selective Carrier Routing at the request of Maxcess. AIN Selective Carrier Routing will provide Maxcess with the capability of routing operator calls, 0+ and 0- and 0+ NPA (LNPA) 555-1212 directory assistance, 1+411 directory assistance and 611 repair center calls to pre-selected destinations.



- 3.4.2 Maxcess shall order AIN Selective Carrier Routing through its Account Team. AIN Selective Carrier Routing must first be established regionally and then on a per central office, per state basis.
- 3.4.3 AIN Selective Carrier Routing is not available in DMS 10 switches.
- 3.4.4 Where AIN Selective Carrier Routing is utilized by Maxcess, the routing of Maxcess's end user calls shall be pursuant to information provided by Maxcess and stored in BellSouth's AIN Selective Carrier Routing Service Control Point database. AIN Selective Carrier Routing shall utilize a set of Line Class Codes (LCCs) unique to a basic class of service assigned on an 'as needed basis. The same LCCs will be assigned in each central office where AIN Selective Carrier Routing is established.
- 3.4.5 Upon ordering of AIN Selective Carrier Routing Regional Service, Maxcess shall remit to BellSouth the Regional Service Order non-recurring charges set forth in Exhibit A of this Attachment. There shall be a non-recurring End Office Establishment Charge per office due at the addition of each central office where AIN Selective Carrier Routing will be utilized. Said non-recurring charge shall be as set forth in Exhibit A of this Attachment. For each Maxcess end user activated, there shall be a non-recurring End User Establishment charge as set forth in Exhibit A of this Attachment, payable to BellSouth pursuant to the terms of the General Terms and Conditions, incorporated herein by this reference. Maxcess shall pay the AIN Selective Carrier Routing Per Query Charge set forth in Exhibit A of this Attachment.
- 3.4.6 This Regional Service Order non-recurring charge will be non-refundable and will be paid with 1/2 coming up-front with the submission of all fully completed required forms, including: Regional Selective Carrier Routing (SCR) Order Request-Form A, Central Office AIN Selective Carrier Routing (SCR) Order Request - Form B, AIN\_SCR Central Office Identification Form - Form C, AIN\_SCR Routing Options Selection Form - Form D, and Routing Combinations Table - Form E. BellSouth has 30 days to respond to the client's fully completed firm order as a Regional Service Order. With the delivery of this firm order response to the client, BellSouth considers that the delivery schedule of this service commences. The remaining 1/2 of the Regional Service Order payment must be paid when at least 90% of the Central Offices listed on the original order have been turned up for the service.
- 3.4.7 The non-recurring End Office Establishment Charge will be billed to the client following our normal monthly billing cycle for this type of order.
- 3.4.8 End-User Establishment Orders will not be turned-up until the 2<sup>nd</sup> payment is received for the Regional Service Order. The non-recurring End-User Establishment Charges will be billed to the client following our normal monthly billing cycle for this type of order.

3.4.9 Additionally, the AIN Selective Carrier Routing Per Query Charge will be billed to the client following the normal billing cycle for per query charges.

3.4.10 All other network components needed, for example, unbundled switching and unbundled local transport, etc, will be billed according per contracted rates.

### **3.5 Packet Switching Capability**

#### **3.5.1 Definition**

Packet Switching Capability. The packet switching capability network element is defined as the basic packet switching function of routing or forwarding packets, frames, cells or other data units based on address or other routing information contained in the packets, frames, cells or other data units, and the functions that are performed by Digital Subscriber Line Access Multiplexers, including but not limited to:

3.5.2 The ability to terminate copper customer loops (which includes both a low band voice channel and a high-band data channel, or solely a data channel);

3.5.3 The ability to forward the voice channels, if present, to a circuit switch or multiple circuit switches;

3.5.4 The ability to extract data units from the data channels on the loops, and

3.5.5 The ability to combine data units from multiple loops onto one or more trunks connecting to a packet switch or packet switches.

3.5.6 BellSouth shall be required to provide non-discriminatory access to unbundled packet switching capability only where each of the following conditions are satisfied:

3.5.6.1 BellSouth has deployed digital loop carrier systems, including but not limited to, integrated digital loop carrier or universal digital loop carrier systems; or has deployed any other system in which fiber optic facilities replace copper facilities in the distribution section (e.g., end office to remote terminal, pedestal or environmentally controlled vault);

3.5.6.2 There are no spare copper loops capable of supporting the xDSL services Maxcess seeks to offer;

3.5.6.3 BellSouth has not permitted Maxcess to deploy a Digital Subscriber Line Access Multiplexer at the remote terminal, pedestal or environmentally controlled vault or other interconnection point, nor has the Maxcess obtained a virtual collocation arrangement at these subloop interconnection points as defined by 47 C.F.R. § 51.319 (b); and

3.5.6.4 BellSouth has deployed packet switching capability for its own use.

3.5.7 If there is a dispute as to whether BellSouth must provide Packet Switching , such dispute will be resolved according tot the dispute resolution process set forth in Section of the General Terms and Conditions of this Agreement, incorporated herein by this reference.

### 3.6 **Interoffice Transmission Facilities**

BellSouth shall provide nondiscriminatory access, in accordance with FCC Rule 51.311 and Section 251(c)(3) of the Act, to interoffice transmission facilities on an unbundled basis to Maxcess for the provision of a telecommunications service.

### 3.7 **Rates**

The prices that Maxcess shall pay to BellSouth for Network Elements and Other Services are set forth in Exhibit C to this Attachment.

### 3.8 **Operational Support Systems (OSS)**

BellSouth has developed and made available the following mechanized systems by which Maxcess may submit LSRs electronically.

LENS	Local Exchange Navigation System
EDI	Electronic Data Interchange
TAG	Telecommunications Access Gateway

3.8.1 LSRs submitted by means of one of these interactive interfaces will incur an OSS electronic ordering charge as specified in the table below. An individual LSR will be identified for billing purposes by its Purchase Order Number (PON). LSRs submitted by means other than one of these interactive interfaces (mail, fax, courier, etc.) will incur a manual order charge as specified in the table below:

OPERATIONAL SUPPORT SYSTEMS	AL, GA, LA, MS, SC	FL, KY, NC, TN
OSS LSR charge, per LSR received from the CLEC by one of the OSS interactive interfaces	\$3.50	\$3.50
	SOMECH	SOMECH
Incremental charge per LSR received from the CLEC by means other than one of the OSS interactive interfaces	See applicable rate element	\$19.99
		SOMAN

3.8.2 Denial/Restoral OSS Charge

In the event Maxcess provides a list of customers to be denied and restored, rather than an LSR, each location on the list will require a separate PON and, therefore will be billed as one LSR per location.

3.8.3 Cancellation OSS Charge

Maxcess will incur an OSS charge for an accepted LSR that is later canceled by Maxcess.

Note: Supplements or clarifications to a previously billed LSR will not incur another OSS charge.

3.8.4 Network Elements and Other Services Manual Additive

- 3.8.4.1 The Commissions in some states have ordered per-element manual additive non-recurring charges (NRC) for Network Elements and Other Services ordered by means other than one of the interactive interfaces. These ordered Network Elements and Other Services manual additive NRCs will apply in these states, rather than the charge per LSR. The per-element charges are listed on the Rate Tables in Exhibit A.

#### **4. Enhanced Extended Link (EEL)**

4.1 Where facilities permit and where necessary to comply with an effective FCC and/or State Commission order, BellSouth shall offer access to the Enhanced Extended Link ("EEL") as defined in Section 4.3 below.

##### **4.2 Definition**

4.2.1 For purposes of this Amendment, references to "Currently Combined" network elements shall mean that such network elements are in fact already combined by BellSouth in the BellSouth network to provide service to a particular end user at a particular location.

4.2.2 BellSouth will provide access to the Enhanced Extended Link ("EEL") in the combinations set forth in 4.3 following. This offering is intended to provide connectivity from an end user's location through that end user's SWC and then connected to the Maxcess's POP serving wire center. The circuit must be connected to the Maxcess's switch for the purpose of provisioning circuit switched telephone exchange service to the Maxcess's end-user customers. This can be done either in the collocation space at the POP SWC, or by using BellSouth's access facilities between the Maxcess's POP and Maxcess's collocation space at the POP SWC.

4.2.3 BellSouth shall provide combinations of loops and transport to Maxcess in Georgia regardless of whether or not such combinations of loops and transport are Currently Combined. Other combinations of network elements that are not Currently Combined but that BellSouth ordinarily combines in its network shall be made available to Maxcess in Georgia in accordance with Section 4.5.1.3 below. In all other states, BellSouth shall make available to Maxcess those EEL combinations and transport described in Section 4.3 below only to the extent such combinations of loop and transport network elements are Currently Combined. BellSouth will make available new combinations of loops and transport network elements in density Zone 1, as defined in 47 C.F.R. 69.123 as of January 1, 1999, of the Miami, Orlando, Fort Lauderdale, Charlotte, New Orleans, Greensboro and Nashville MSAs to Maxcess. Except as stated above, other combinations of network elements will be provided to Maxcess only to the extent such network elements are Currently Combined.

4.2.4 Additionally, there may be instances wherein Maxcess will require multiplexing functionality. BellSouth will provide access to multiplexing within the central office pursuant to the terms, conditions and rates set forth in its Access Services Tariffs when the customer utilizes special access interoffice facilities. Multiplexing will be

provided pursuant to the interconnection agreement when unbundled network elements are used for interoffice transport.

#### 4.3 EEL Combinations

- 4.3.1 DS1 Interoffice Channel + DS1 Channelization + 2-wire VG Local Loop;
- 4.3.2 DS1 Interoffice Channel + DS1 Channelization + 4-wire VG Local Loop;
- 4.3.3 DS1 Interoffice Channel + DS1 Channelization + 2-wire ISDN Local Loop;
- 4.3.4 DS1 Interoffice Channel + DS1 Channelization + 4-wire 56 kbps Local Loop;
- 4.3.5 DS1 Interoffice Channel + DS1 Channelization + 4-wire 64 kbps Local Loop;
- 4.3.6 DS1 Interoffice Channel + DS1 Local Loop
- 4.3.7 DS3 Interoffice Channel + DS3 Local Loop; and
- 4.3.8 STS-1 Interoffice Channel + STS-1 Local Loop
- 4.3.9 DS3 Interoffice Channel + DS3 Channelization + DS1 Local Loop
- 4.3.10 STS-1 Interoffice Channel + DS3 Channelization + DS1 Local Loop
- 4.3.11 2-wire VG Interoffice Channel + 2-wire VG Local Loop
- 4.3.12 4wire VG Interoffice Channel + 4-wire VG Local Loop
- 4.3.13 4-wire 56 kbps Interoffice Channel + 4-wire 56 kbps Local Loop
- 4.3.14 4-wire 64 kbps Interoffice Channel + 4-wire 64 kbps Local Loop

#### 4.4 Special Access Service Conversions

- 4.4.1 Maxcess may convert special access services to combinations of loop and transport network elements, in accordance with sections 4.4.1.1, 4.4.1.2, or 4.4.1.3 as long as Maxcess uses the combination to provide a significant amount of local exchange service, in addition to exchange access service, to a particular customer. To the extent Maxcess requests a conversion of special access circuits to loop and transport

combinations, Maxcess shall send a letter to BellSouth self-certifying that Maxcess is providing a significant amount of local exchange service over such circuits and indicating under what local usage option Maxcess seeks to qualify. In addition there may be extraordinary circumstances where Maxcess is providing a significant amount of local exchange service, but does not qualify under any of the three options set forth in 4.4.1.1, 4.4.1.2, and 4.4.1.3. In such case, Maxcess may petition the FCC for a waiver of the local usage options. If a waiver is granted, then upon Maxcess's request the Parties shall amend this Agreement to the extent necessary to incorporate the terms of such waiver for such extraordinary circumstance.

- 4.4.1.1 Option 1 Maxcess may convert loop and transport combinations if Maxcess is the exclusive provider of an end user's local exchange service and the loop and transport combination originates at an end user's premises and terminates at Maxcess's collocation arrangement. This option does not allow UNE loop and transport to be connected to other BellSouth tariffed services. Maxcess is the end users only local services provider.
- 4.4.1.2 Option 2 Maxcess may convert loop and transport combinations if Maxcess provides local exchange and exchange access services to an end user and handles at least one third of the end user's local traffic measured as a percent of total end user lines; and (i) for DS1 level and above, at least 50% of the activated channels on the loop portion of the loop and transport combination have at least five (5) percent local voice traffic individually; and (ii) the entire loop facility as at least ten (10) percent local voice traffic; and (iii) the loop and transport combination terminates at Maxcess's collocation arrangement. If a loop and transport combination includes multiplexing each of the multiplexed facilities must meet the criteria in (i), (ii), and (iii) For example, if DS1 loops are multiplexed onto DS3 transport, each of the individual DS1 facilities must meet the criteria for this option in order for the DS1/DS3 loop and transport combination to qualify for UNE treatment. This loop-transport combination must terminate at the requesting carrier's collocation arrangement in at least one BellSouth central office. This option does not allow UNE loop and transport combination to be connected to other BellSouth services.
- 4.4.1.3 Option 3 For the conversion of services to combinations of unbundled network elements, at least 50 percent of the activated channels must be used to provide originating and terminating local dial tone service and at least 50 percent of the traffic on each of these local dial tone channels is local voice traffic; and the entire loop facility has at least 33 percent local voice traffic. If a loop and transport combination includes multiplexing, each of the multiplexed facilities must meet the criteria for this option. For example, if DS1 loops are multiplexed onto DS3 transport, each of the individual DS1 facilities must meet the criteria for this option in order for the

- DS1/DS3 loop and transport combination to qualify for UNE treatment. This option does not allow UNE loop and transport combination to be connected to other BellSouth services.
- 4.4.2 When combinations of loop and transport network elements include multiplexing, each of the individual DS1 circuits must meet the above criteria.
- 4.4.3 Audits: The following guidelines are to be used in the event an audit is required.
- 4.4.3.1 BellSouth shall provide 30 days written notice that it desires to conduct an audit of Maxcess's UNE loop and transport combinations it has purchased from BellSouth. BellSouth shall also forward such notice to the appropriate state Commission.
- 4.4.3.2 An independent auditor, hired and paid for by BellSouth, shall be used to perform the audit. Maxcess shall reimburse BellSouth if the audit uncovers non-compliance with the local usage options.
- 4.4.3.3 BellSouth may not audit Maxcess more than once in any calendar year, unless the audit finds non-compliance.
- 4.4.3.4 In the event that BellSouth prevails, BellSouth may convert such combinations of loop and transport network elements to special access services and may seek appropriate retroactive reimbursement from Maxcess.
- 4.4 Rates
- 4.4.1 Georgia
- 4.4.1.1 The non-recurring and recurring rates for the EEL Combinations of network elements set forth in 4.3, whether Currently Combined or new, are as set forth in Exhibit A of this Amendment.
- 4.4.1.2 On an interim basis, for combinations of loop and transport network facilities not set forth in Section 4.3, where the elements are not Currently Combined but are ordinarily combined in BellSouth's network, the non-recurring and recurring charges for such UNE combinations shall be the sum of the stand-alone non-recurring and recurring charges of the network elements which make up the combination. These interim rates shall be subject to true-up based on the Commission's review of BellSouth's cost studies.
- 4.4.1.3 To the extent that Maxcess seeks to obtain other combinations of loop and transport network elements that BellSouth ordinarily combines in its network which have not been specifically priced by the Commission when purchased in combined form, Maxcess, at its option, can request that such rates be determined pursuant to the Bona



- Fide Request/New Business Request (NBR) process set forth in the Agreement.
- 4.4.2 All Other States
- 4.4.2.1 Subject to Section 4.2.3 preceding, for all other states, the non-recurring and recurring rates for the Currently Combined EEL combinations set forth in Section 1.3 and other Currently Combined loop and transport network elements will be the sum of the non-recurring and recurring rates for the individual network elements unless otherwise negotiated by the parties.

## **5. Port/Loop Combinations**

- 5.1 At Maxcess's request, BellSouth shall provide access to combinations of port and loop network elements, as set forth in Section 1.4 below, that are currently combined in BellSouth's network except as specified in Sections 5.1.1 and 5.1.2 below.
- 5.1.1 BellSouth is not required to provide access to combinations of port and loop network elements in locations where BellSouth is not required to provide circuit switching.
- 5.1.2 BellSouth is not required to provide circuit switching in density Zone 1, as defined in 47 C.F.R. 69.123 as of January 1, 1999, of the Atlanta, Miami, Orlando, Fort Lauderdale, Charlotte, New Orleans, Greensboro and Nashville MSAs to Maxcess if Maxcess's customer has 4 or more DS0 equivalent lines.
- 5.2 Definition
- 5.2.1 For purposes of this Amendment, references to Currently Combined network elements shall mean that such network elements are in fact already combined in the BellSouth network to provide service to a particular end user at a particular location.
- 5.2.2 Combinations of port and loop network elements provide local exchange service for the origination or termination of calls. Section 5.4 following provides the combinations of port and loop network elements that may be ordered by Maxcess when currently combined except in those locations where BellSouth is not required to provide circuit switching, as set forth in Section 5.1.2 above.
- 5.2.3 In Georgia, BellSouth shall provide combinations of port and loop network elements to Maxcess regardless of whether or not such combinations are Currently Combined except in those locations where BellSouth is not required to provide circuit switching, as set forth in Section 5.1.2 above.
- 5.3 Rates for Combinations of Loop and Port Network Elements

- 5.3.1 Rates for combinations of loop and port network elements, as set forth in Section 5.4, are provided in Exhibit C of this Attachment
- 5.3.2 Rates for Circuit Switching
  - 5.3.2.1 Rates for circuit switching, where BellSouth is not required, pursuant to Section 5.1, to provide circuit switching are as set forth in Exhibit C of this Attachment.
- 5.4 Combination Offerings
  - 5.4.1 2-wire voice grade port, voice grade loop, virtual cross connect, unbundled end office switching, unbundled end office trunk port, common transport per mile per MOU, common transport facilities termination, tandem switching, and tandem trunk port.
  - 5.4.2 2-wire voice grade DID port, voice grade loop, virtual cross connect, unbundled end office switching, unbundled end office trunk port, common transport per mile per MOU, common transport facilities termination, tandem switching, and tandem trunk port.
  - 5.4.3 2-wire CENTREX port, voice grade loop virtual cross connect, unbundled end office switching, unbundled end office trunk port, common transport per mile per MOU, common transport facilities termination, tandem switching, and tandem trunk port.
  - 5.4.4. 2-wire ISDN Basic Rate Interface, voice grade loop virtual cross connect, unbundled end office switching, unbundled end office trunk port, common transport per mile per MOU, common transport facilities termination, tandem switching, and tandem trunk port.
  - 5.4.5 2-wire ISDN Primary Rate Interface, DS1 loop virtual cross connect, unbundled end office switching, unbundled end office trunk port, common transport per mile per MOU, common transport facilities termination, tandem switching, and tandem trunk port.
  - 5.4.6 4-wire DS1 Trunk port, DS1 Loop virtual cross connect, unbundled end office switching, unbundled end office trunk port, common transport per mile per MOU, common transport facilities termination, tandem switching, and tandem trunk port.

## **6. Transport and Dark Fiber**

All of the negotiated rates, terms and conditions set forth in this Section pertain to the provision of unbundled transport and dark fiber.

### **6.1. Transport**

6.1.1 Definition of Common (Shared) Transport

Common (Shared) Transport is an interoffice transmission path between two BellSouth end-offices, BellSouth end-office and a local tandem, or between two local tandems. Where BellSouth Network Elements are connected by intra-office wiring, such wiring is provided as a part of the Network Elements and is not Common (Shared) Transport. Common (Shared) Transport consists of BellSouth inter-office transport facilities and is unbundled from local switching.

6.1.2 Technical Requirements of Common (Shared) Transport

6.1.2.1 Common (Shared) Transport provided on DS1 or VT1.5 circuits, shall, at a minimum, meet the performance, availability, jitter, and delay requirements specified for Central Office to Central Office (“CO to CO”) connections in the appropriate industry standards.

6.1.2.2 Common (Shared) Transport provided on DS3 circuits, STS-1 circuits, and higher transmission bit rate circuits, shall, at a minimum, meet the performance, availability, jitter, and delay requirements specified for CO to CO connections in the appropriate industry standards.

6.1.2.3 BellSouth shall be responsible for the engineering, provisioning, and maintenance of the underlying equipment and facilities that are used to provide Common (Shared) Transport.

6.1.2.4 At a minimum, Common (Shared) Transport shall meet all of the requirements set forth in the applicable industry standard technical references.

6.2 Interoffice transmission facility network elements include:

6.2.1 Dedicated transport, defined as BellSouth’s transmission facilities, including all technically feasible capacity-related services including, but not limited to, DS1, DS3 and OCn levels, dedicated to a particular customer or carrier, that provide telecommunications between wire centers or switches owned by BellSouth, or between wire centers and switches owned by BellSouth and Maxcess.

6.2.2 Dark Fiber transport, defined as BellSouth’s optical transmission facilities without attached multiplexing, aggregation or other electronics;

6.2.3 Shared transport, defined as transmission facilities shared by more than one carrier, including BellSouth, between end office switches, between end office switches and tandem switches, and between tandem switches, in BellSouth’s network.

6.2.4 BellSouth shall:

- 6.2.4.1 Provide Maxcess exclusive use of interoffice transmission facilities dedicated to a particular customer or carrier, or shared use of the features, functions, and capabilities of interoffice transmission facilities shared by more than one customer or carrier;
  - 6.2.4.2 Provide all technically feasible transmission facilities, features, functions, and capabilities that Maxcess could use to provide telecommunications services;
  - 6.2.4.3 Permit, to the extent technically feasible, Maxcess to connect such interoffice facilities to equipment designated by Maxcess, including but not limited to, Maxcess's collocated facilities; and
  - 6.2.4.4 Permit, to the extent technically feasible, Maxcess to obtain the functionality provided by BellSouth's digital cross-connect systems in the same manner that BellSouth provides such functionality to interexchange carriers.
- 6.2.5 Provided that the facility is used to transport a significant amount of local exchange services Maxcess shall be entitled to convert existing interoffice transmission facilities (i.e., special access) to the corresponding interoffice transport network element option.

### **6.3 Dedicated Transport**

#### **6.3.1 Definitions**

- 6.3.2 Dedicated Transport is defined as BellSouth transmission facilities dedicated to a particular customer or carrier that provide telecommunications between wire centers owned by BellSouth or requesting telecommunications carriers, or between switches owned by BellSouth or requesting telecommunications carriers.

#### **6.3.3 Unbundled Local Channel**

- 6.3.4 Unbundled Local Channel is the dedicated transmission path between Maxcess's Point of Presence and the BellSouth Serving Wire Center's collocation.

#### **6.3.5 Unbundled Interoffice Channel.**

- 6.3.6 Unbundled Interoffice Channel is the dedicated transmission path that provides telecommunication between BellSouth's Serving Wire Centers' collocations.

- 6.3.7 BellSouth shall offer Dedicated Transport in each of the following ways:

- 6.3.7.1 As capacity on a shared UNE facility.
- 6.3.7.2 As a circuit (e.g., DS0, DS1, DS3) dedicated to Maxcess. This circuit shall consist of an Unbundled Local Channel or an Unbundled Interoffice Channel or both.

- 6.3.8 When Dedicated Transport is provided it shall include:
  - 6.3.8.1 Transmission equipment such as, line terminating equipment, amplifiers, and regenerators;
  - 6.3.8.2 Inter-office transmission facilities such as optical fiber, copper twisted pair, and coaxial cable.
- 6.3.9 Rates for Dedicated Transport are listed in this Attachment. For those states that do not contain rates in this Attachment the rates in the applicable State Access Tariff will apply as interim rates. When final rates are developed, these interim rates will be subject to true up, and the Parties will amend the Agreement to reflect the new rates.
- 6.3.10 Technical Requirements
  - 6.3.10.1 This Section sets forth technical requirements for all Dedicated Transport.
  - 6.3.10.2 When BellSouth provides Dedicated Transport, the entire designated transmission service (e.g., DS0, DS1, DS3) shall be dedicated to Maxcess designated traffic.
  - 6.3.10.3 BellSouth shall offer Dedicated Transport in all technologies that become available including, but not limited to, (1) DS0, DS1 and DS3 transport services, and (2) SONET at available transmission bit rates.
  - 6.3.10.4 For DS1 or VT1.5 circuits, Dedicated Transport shall, at a minimum, meet the performance, availability, jitter, and delay requirements specified for Customer Interface to Central Office (“CI to CO”) connections in the appropriate industry standards.
  - 6.3.10.5 Where applicable, for DS3, Dedicated Transport shall, at a minimum, meet the performance, availability, jitter, and delay requirements specified for CI to CO connections in the appropriate industry standards.
  - 6.3.10.6 BellSouth shall offer the following interface transmission rates for Dedicated Transport:
    - 6.3.10.6.1 DS0 Equivalent;
    - 6.3.10.6.2 DS1 (Extended SuperFrame - ESF);
    - 6.3.10.6.3 DS3 (signal must be framed);
    - 6.3.10.6.4 SDH (Synchronous Digital Hierarchy) Standard interface rates in accordance with International Telecommunications Union (ITU) Recommendation G.707 and Plesiochronous Digital Hierarchy (PDH) rates per ITU Recommendation G.704.

- 6.3.10.6.5 When Dedicated Transport is provided, BellSouth shall design it according to BellSouth's network infrastructure to allow for the termination points specified by Maxcess.
- 6.3.11 At a minimum, Dedicated Transport shall meet each of the requirements set forth in the applicable industry technical references.
  - 6.3.11.1 BellSouth Technical References:
  - 6.3.11.2 TR-TSY-000191 Alarm Indication Signals Requirements and Objectives, Issue 1, May 1986.
  - 6.3.11.3 TR 73501 LightGate<sup>®</sup> Service Interface and Performance Specifications, Issue D, June 1995.
  - 6.3.11.4 TR 73525 MegaLink<sup>®</sup> Service, MegaLink Channel Service & MegaLink Plus Service Interface and Performance Specifications, Issue C, May 1996.

#### **6.4 Unbundled Channelization**

- 6.4.1 BellSouth agrees to offer access to Unbundled Channelization when available pursuant to following terms and conditions and at the rates set forth in the Attachment.
- 6.4.2 Definition
  - 6.4.2.1 Unbundled Channelization (UC) provides the multiplexing capability that will allow a DS1 (1.544 Mbps) or DS3 (44.736 Mbps) or STS-1 Unbundled Network Element (UNE) or collocation cross-connect to be multiplexed or channelized at a BellSouth central office. This can be accomplished through the use of a stand-alone multiplexer or a digital cross-connect system at the discretion of BellSouth. Once UC has been installed, Maxcess can have channels activated on an as-needed basis by having BellSouth connect lower level UNEs via Central Office Channel Interfaces (COCIs).
- 6.4.3 Channelization capabilities will be as follows:
  - 6.4.3.1 DS3 Channelization System: An element that channelizes a DS3 signal into 28 DS1s/STS-1s.
  - 6.4.3.2 DS1 Channelization System: An element that channelizes a DS1 signal into 24 DS0s.
  - 6.4.3.3 Central Office Channel Interfaces (COCI): Elements that can be activated on a channelization system.

- 6.4.4 DS1 Central Office Channel Interface elements can be activated on a DS3 Channelization System.
- 6.4.5 Voice Grade and Digital Data Central Office Channel Interfaces can be activated on a DS1 Channelization System.
- 6.4.6 AMI and B8ZS line coding with either Super Frame (SF) and Extended Super Frame (ESF) framing formats will be supported as options.
- 6.4.7 COCI will be billed on the lower level UNE order that is interfacing with the UC arrangement and will have to be compatible with those UNEs.
- 6.4.8 Channelization may be incorporated within dedicated transport or ordered as a stand-alone capability, which requires either the high or low speed side to be connected to collocation.
- 6.4.9 Technical Requirements
  - 6.4.9.1 In order to assure proper operation with BST provided central office multiplexing functionality, the customer's channelization equipment must adhere strictly to form and protocol standards. Separate standards exist for the multiplex channel bank, for voice frequency encoding, for various signaling schemes, and for subrate digital access.
  - 6.4.9.2 DS0 to DS1 Channelization
    - 6.4.9.2.1 The DS1 signal must be framed utilizing the framing structure defined in ANSI T1.107, *Digital Hierarchy Formats Specifications* and ANSI T1.403.02, *DS1 Robbed-bit Signaling State Definitions*. DS0 to DS1 Channelization requirements are essentially the same as defined in BellSouth Technical Reference 73525, *MegaLink<sup>®</sup> Service, MegaLink<sup>®</sup> Channel Service, MegaLink<sup>®</sup> Plus Service, and MegaLink<sup>®</sup> Light Service Interface and Performance Specification*.
  - 6.4.9.3 DS1 to DS3 Channelization
    - 6.4.9.3.1 The DS3 signal must be framed utilizing the framing structure define in ANSI T1.107, *Digital Hierarchy Formats Specifications*. DS1 to DS3 Channelization requirements are essentially the same as defined in BellSouth Technical Reference 73501, *LightGate<sup>®</sup> Service Interface and Performance Specifications*. The asynchronous M13 multiplex format (combination of M12 and M23 formats) is specified for terminal equipment that multiplexes 28 DS1s into a DS3.
  - 6.4.9.4 DS1 to STS Channelization

- 6.4.9.4.1 The STS-1 signal must be framed utilizing the framing structure define in ANSI T1.105, *Synchronous Optical Network (SONET) – Basic Description Including Multiplex Structure, Rates and Formats* and T1.105.02, *Synchronous Optical Network (SONET) – Payload Mappings*. DS1 to STS Channelization requirements are essentially the same as defined in BellSouth Technical Reference TR 73501, *LightGate® Service Interface and Performance Specifications*

## **6.5 Dark Fiber**

### **6.5.1 Definition**

- 6.5.2 Dark Fiber is optical transmission facilities without attached multiplexing, aggregation or other electronics that connects two points within BellSouth's network . Dark Fiber also includes strands of optical fiber existing in aerial or underground cable which may have lightwave repeater (regenerator or optical amplifier) equipment interspliced to it at appropriate distances, but which has no line terminating elements terminated to such strands to operationalize its transmission capabilities. 6.4.2 Dark Fiber is unused strands of optical fiber. It may be strands of optical fiber existing in aerial or underground structure. No line terminating elements terminated to such strands to operationalize its transmission capabilities will be available. No regeneration or optical amplification will be included with this element.

### **6.5.3 Requirements**

- 6.5.3.1 BellSouth shall make available Dark Fiber where it exists in BellSouth's network and where, as a result of future building or deployment, it becomes available. If BellSouth has plans to use the fiber within a two-year period, there is no requirement to provide said fiber to Maxcess.
- 6.5.3.2 If the requested dark fiber has any lightwave repeater equipment interspliced to it, BellSouth will remove such equipment at Maxcess's request subject to time and materials charges.
- 6.5.3.3 Maxcess may test the quality of the Dark Fiber to confirm its usability and performance specifications.
- 6.5.3.4 BellSouth shall use its best efforts to provide to Maxcess information regarding the location, availability and performance of Dark Fiber within ten (10) business days for a records based answer and twenty (20) business days for a field based answer, after receiving a request from Maxcess ("Request"). Within such time period, BellSouth shall send written confirmation of availability of the Dark Fiber ("Confirmation"). From the time of the Request to forty-five (45) days after Confirmation, BellSouth



shall hold such requested Dark Fiber for Maxcess's use and may not allow any other party to use such media, including BellSouth.

- 6.5.3.5 BellSouth shall use its best efforts to make Dark Fiber available to Maxcess within thirty (30) business days after it receives written confirmation from Maxcess that the Dark Fiber previously deemed available by BellSouth is wanted for use by Maxcess. This includes identification of appropriate connection points (e.g., Light Guide Interconnection (LGX) or splice points) to enable Maxcess to connect or splice Maxcess provided transmission media (e.g., optical fiber) or equipment to the Dark Fiber.
- 6.5.3.6 Dark Fiber shall meet the manufacturer's design specifications.
- 6.5.3.7 Maxcess may splice and test Dark Fiber obtained from BellSouth using Maxcess or Maxcess designated personnel. BellSouth shall provide appropriate interfaces to allow splicing and testing of Dark Fiber. BellSouth shall provide an excess cable length of 25 feet minimum (for fiber in underground conduit) to allow the uncoiled fiber to reach from the manhole to a splicing van.

## **6.6 Rates**

- 6.6.1 The prices that Maxcess shall pay to BellSouth for Network Elements and Other Services are set forth in Exhibit C to this Attachment.

## **6.7 Operational Support Systems (OSS)**

- 6.7.1 BellSouth has developed and made available the following mechanized systems by which Maxcess may submit LSRs electronically.

LENS	Local Exchange Navigation System
EDI	Electronic Data Interchange
TAG	Telecommunications Access Gateway

- 6.7.2 LSRs submitted by means of one of these interactive interfaces will incur an OSS electronic ordering charge as specified in the table below. An individual LSR will be identified for billing purposes by its Purchase Order Number (PON). LSRs submitted by means other than one of these interactive interfaces (mail, fax, courier, etc.) will incur a manual order charge as specified in the table below:

OPERATIONAL SUPPORT SYSTEMS	AL, GA, LA, MS, SC	FL, KY, NC, TN
-----------------------------	--------------------	----------------

OSS LSR charge, per LSR received from the CLEC by one of the OSS interactive interfaces	\$3.50  SOMECH	\$3.50  SOMECH
Incremental charge per LSR received from the CLEC by means other than one of the OSS interactive interfaces	See applicable rate element	\$19.99  SOMAN

### 6.7.3 Denial/Restoral OSS Charge

6.7.3.1 In the event Maxcess provides a list of customers to be denied and restored, rather than an LSR, each location on the list will require a separate PON and, therefore will be billed as one LSR per location.

### 6.7.4 Cancellation OSS Charge

6.7.4.1 Maxcess will incur an OSS charge for an accepted LSR that is later canceled by Maxcess.

Note: Supplements or clarifications to a previously billed LSR will not incur another OSS charge.

### 6.7.5 Network Elements and Other Services Manual Additive

6.7.5.1 The Commissions in some states have ordered per-element manual additive non-recurring charges (NRC) for Network Elements and Other Services ordered by means other than one of the interactive interfaces. These ordered Network Elements and Other Services manual additive NRCs will apply in these states, rather than the charge per LSR. The per-element charges are listed on the Rate Tables in Exhibit A.

## **7. BellSouth SWA 8XX Toll Free Dialing Ten Digit Screening Service**

All of the negotiated rates, terms and conditions set forth in this Section pertain to the provision of 8XX Access Ten Digit Screening Services.

### **7.1 BellSouth SWA 8XX Toll Free Dialing Ten Digit Screening Service database**

**7.1.1** The BellSouth SWA 8XX Toll Free Dialing Ten Digit Screening Service database (herein known as 8XX SCP) is a SCP that contains customer record information and functionality to provide call-handling instructions for 8XX calls. The 8XX SCP IN software stores data downloaded from the national SMS and provides the routing instructions in response to queries from the SSP or tandem. The BellSouth SWA 8XX Toll Free Dialing Ten Digit Screening Service (herein know as 8XX TFD), utilizes the 8XX SCP to provide identification and routing of the 8XX calls, based on the ten digits dialed. 8XX TFD is provided with or without POTS number delivery, dialing number delivery, and other optional complex features as selected by Maxcess. BellSouth shall provide 8XX TFD in accordance with the following:

#### **7.1.2 Technical Requirements**

- 7.1.2.1** BellSouth shall provide Maxcess with access to the 8XX record information located in the 8XX SCP. The 8XX SCP contains current records as received from the national SMS and will provide for routing 8XX originating calls based on the dialed ten digit 8XX number.
- 7.1.2.2** The 8XX SCP is designated to receive and respond to queries using the American National Standard Specification of Signaling System Seven (SS7) protocol. The 8XX SCP shall determine the carrier identification based on all ten digits of the dialed number and route calls to the carrier, POTS number, dialing number and/or other optional feature selected by Maxcess.
- 7.1.2.3** The SCP shall also provide, at Maxcess's option, such additional feature as described in SR-TSV-002275 (BOC Notes on BellSouth Networks, SR-TSV-002275, Issue 2, (Telcordia (formerly BellCore), April 1994)) as are available to BellSouth. These may include but are not limited to:
  - 7.1.2.3.1** Network Management;
  - 7.1.2.3.2** Customer Sample Collection; and
  - 7.1.2.3.3** Service Maintenance.

## **7.2 Automatic Location Identification/Data Management System (ALI/DMS)**

- 7.2.1 The ALI/DMS Database contains end user information (including name, address, telephone information, and sometimes special information from the local service provider or end user) used to determine to which Public Safety Answering Point (PSAP) to route the call. The ALI/DMS database is used to provide more routing flexibility for E911 calls than Basic 911. BellSouth shall provide the Emergency Services Database in accordance with the following:

**7.3 Rates**

The prices that Maxcess shall pay to BellSouth for Network Elements and Other Services are set forth in Exhibit C to this Attachment.

## **8 Line Information Database (LIDB)**

8.1 All of the negotiated rates, terms and conditions set forth in this Section pertain to the provision of LIDB.

8.2 BellSouth will store in its LIDB only records relating to service in the BellSouth region. The LIDB Storage Agreement is included in this Attachment.

### **8.2.1 Definition**

8.2.2 The Line Information Database (LIDB) is a transaction-oriented database accessible through Common Channel Signaling (CCS) networks. It contains records associated with end user Line Numbers and Special Billing Numbers. LIDB accepts queries from other Network Elements and provides appropriate responses. The query originator need not be the owner of LIDB data. LIDB queries include functions such as screening billed numbers that provides the ability to accept Collect or Third Number Billing calls and validation of Telephone Line Number based non-proprietary calling cards. The interface for the LIDB functionality is the interface between BellSouth's CCS network and other CCS networks. LIDB also interfaces to administrative systems.

### **8.2.3 Technical Requirements**

8.2.4 BellSouth will offer to Maxcess any additional capabilities that are developed for LIDB during the life of this Agreement.

8.2.4.1 BellSouth shall process Maxcess's Customer records in LIDB at least at parity with BellSouth customer records, with respect to other LIDB functions. BellSouth shall indicate to Maxcess what additional functions (if any) are performed by LIDB in the BellSouth network.

8.2.4.2 Within two (2) weeks after a request by Maxcess, BellSouth shall provide Maxcess with a list of the customer data items, which Maxcess would have to provide in order to support each required LIDB function. The list shall indicate which data items are essential to LIDB function, and which are required only to support certain services. For each data item, the list shall show the data formats, the acceptable values of the data item and the meaning of those values.

8.2.4.3 BellSouth shall provide LIDB systems for which operating deficiencies that would result in calls being blocked shall not exceed 30 minutes per year.

8.2.4.4 BellSouth shall provide LIDB systems for which operating deficiencies that would not result in calls being blocked shall not exceed 12 hours per year.

- 8.2.4.5 BellSouth shall provide LIDB systems for which the LIDB function shall be in overload no more than 12 hours per year.
- 8.2.4.6 All additions, updates and deletions of Maxcess data to the LIDB shall be solely at the direction of Maxcess. Such direction from Maxcess will not be required where the addition, update or deletion is necessary to perform standard fraud control measures (e.g., calling card auto-deactivation).
- 8.2.4.7 BellSouth shall provide priority updates to LIDB for Maxcess data upon Maxcess's request (e.g., to support fraud detection), via password-protected telephone card, facsimile, or electronic mail within one hour of notice from the established BellSouth contact.
- 8.2.4.8 BellSouth shall provide LIDB systems such that no more than 0.01% of Maxcess customer records will be missing from LIDB, as measured by Maxcess audits. BellSouth will audit Maxcess records in LIDB against DBAS to identify record mismatches and provide this data to a designated Maxcess contact person to resolve the status of the records and BellSouth will update system appropriately. BellSouth will refer record of mis-matches to Maxcess within one business day of audit. Once reconciled records are received back from Maxcess, BellSouth will update LIDB the same business day if less than 500 records are received before 1:00PM Central Time. If more than 500 records are received, BellSouth will contact Maxcess to negotiate a time frame for the updates, not to exceed three business days.
- 8.2.4.9 BellSouth shall perform backup and recovery of all of Maxcess's data in LIDB including sending to LIDB all changes made since the date of the most recent backup copy, in at least the same time frame BellSouth performs backup and recovery of BellSouth data in LIDB for itself. Currently, BellSouth performs backups of the LIDB for itself on a weekly basis and when a new software release is scheduled, a backup is performed prior to loading the new release.
- 8.2.4.10 BellSouth shall provide Maxcess with LIDB reports of data, which are missing or contain errors, as well as any misrouted errors, within a reasonable time period as negotiated between Maxcess and BellSouth.
- 8.2.4.11 BellSouth shall prevent any access to or use of Maxcess data in LIDB by BellSouth personnel that are outside of established administrative and fraud control personnel, or by any other Party that is not authorized by Maxcess in writing.
- 8.2.4.12 BellSouth shall provide Maxcess performance of the LIDB Data Screening function, which allows a LIDB to completely or partially deny specific query originators access to LIDB data owned by specific data owners, for Customer Data that is part of an NPA-NXX or RAO-0/1XX wholly or partially owned by Maxcess at least at parity with BellSouth Customer Data. BellSouth shall obtain from Maxcess the screening

information associated with LIDB Data Screening of Maxcess data in accordance with this requirement. BellSouth currently does not have LIDB Data Screening capabilities. When such capability is available, BellSouth shall offer it to Maxcess under the Bona Fide Request/New Business Process as set forth in General Terms and Conditions.

- 8.2.4.13 BellSouth shall accept queries to LIDB associated with Maxcess customer records, and shall return responses in accordance with industry standards.
- 8.2.4.14 BellSouth shall provide mean processing time at the LIDB within 0.50 seconds under normal conditions as defined in industry standards.
- 8.2.4.15 BellSouth shall provide processing time at the LIDB within 1 second for 99% of all messages under normal conditions as defined in industry standards.

#### 8.2.5 Interface Requirements

- 8.2.6 BellSouth shall offer LIDB in accordance with the requirements of this subsection.
  - 8.2.6.1 The interface to LIDB shall be in accordance with the technical references contained within.
  - 8.2.6.2 The CCS interface to LIDB shall be the standard interface described herein.
  - 8.2.6.3 The LIDB Data Base interpretation of the ANSI-TCAP messages shall comply with the technical reference herein. Global Title Translation shall be maintained in the signaling network in order to support signaling network routing to the LIDB.

### 8.3 **Rates**

The prices that Maxcess shall pay to BellSouth for Network Elements and Other Services are set forth in Exhibit C to this Attachment.

## **9 Signaling**

- 9.1 All of the negotiated rates, terms and conditions set forth in this Section pertain to the provision of Signaling Transport Services.
- 9.2 BellSouth agrees to offer access to signaling and access to BellSouth's signaling databases subject to compatibility testing and at the rates set forth in this Attachment. BellSouth may provide mediated access to BellSouth signaling systems and databases. Available signaling elements include signaling links, signal transfer points and service control points. Signaling functionality will be available with both A-link and B-link connectivity.

### **9.3 Signaling Link Transport**

- 9.3.1 Definition Signaling Link Transport is a set of two or four dedicated 56 Kbps. transmission paths between CLEC-designated Signaling Points of Interconnection (SPOI) that provides appropriate physical diversity.
- 9.3.2 Technical Requirements
- 9.3.2.1 Signaling Link Transport shall consist of full duplex mode 56 kbps transmission paths.
- 9.3.3 Of the various options available, Signaling Link Transport shall perform in the following two ways:
- 9.3.3.1 As an "A-link" which is a connection between a switch or SCP and a home Signaling Transfer Point Switch (STP) pair; and
- 9.3.3.2 As a "B-link" which is a connection between two STP pairs in different company networks (e.g., between two STP pairs for two Competitive Local Exchange Carriers (CLECs)).
- 9.3.4 Signaling Link Transport shall consist of two or more signaling link layers as follows:
- 9.3.4.1 An A-link layer shall consist of two links.
- 9.3.4.2 A B-link layer shall consist of four links.
- 9.3.5 A signaling link layer shall satisfy a performance objective such that:
- 9.3.5.1 There shall be no more than two minutes down time per year for an A-link layer; and



- 9.3.5.2 There shall be negligible (less than 2 seconds) down time per year for a B-link layer.
- 9.3.5.3 A signaling link layer shall satisfy interoffice and intraoffice diversity of facilities and equipment, such that:
  - 9.3.5.3.1 No single failure of facilities or equipment causes the failure of both links in an A-link layer (i.e., the links should be provided on a minimum of two separate physical paths end-to-end); and
  - 9.3.5.3.2 No two concurrent failures of facilities or equipment shall cause the failure of all four links in a B-link layer (i.e., the links should be provided on a minimum of three separate physical paths end-to-end).
- 9.3.5.4 Interface Requirements
  - 9.3.5.4.1 There shall be a DS1 (1.544 Mbps) interface at the Maxcess designated SPOIs. Each 56 kbps transmission path shall appear as a DS0 channel within the DS1 interface.

#### **9.4 Signaling Transfer Points (STPs)**

- 9.4.1 Definition - Signaling Transfer Points is a signaling network function that includes all of the capabilities provided by the signaling transfer point switches (STPs) and their associated signaling links which enable the exchange of SS7 messages among and between switching elements, database elements and signaling transfer point switches.
- 9.4.2 Technical Requirements
  - 9.4.2.1 STPs shall provide access to Network Elements connected to BellSouth SS7 network. These include:
    - 9.4.2.1.1 BellSouth Local Switching or Tandem Switching;
    - 9.4.2.1.2 BellSouth Service Control Points/DataBases;
    - 9.4.2.1.3 Third-party local or tandem switching;
    - 9.4.2.1.4 Third-party-provided STPs.
  - 9.4.2.2 The connectivity provided by STPs shall fully support the functions of all other Network Elements connected to the BellSouth SS7 network. This explicitly includes the use of the BellSouth SS7 network to convey messages which neither originate nor terminate at a signaling end point directly connected to the BellSouth SS7 network (i.e., transient messages). When the BellSouth SS7 network is used to convey transient messages, there shall be no alteration of the Integrated Services Digital

- Network User Part (ISDNUP) or Transaction Capabilities Application Part (TCAP) user data that constitutes the content of the message.
- 9.4.2.3 If a BellSouth tandem switch routes calling traffic, based on dialed or translated digits, on SS7 trunks between an Maxcess local switch and third party local switch, the BellSouth SS7 network shall convey the TCAP messages that are necessary to provide Call Management features (Automatic Callback, Automatic Recall, and Screening List Editing) between Maxcess local STPs and the STPs that provide connectivity with the third party local switch, even if the third party local switch is not directly connected to BellSouth STPs.
- 9.4.2.4 STPs shall provide all functions of the MTP as defined in the applicable industry standard technical references.
- 9.4.2.5 STPs shall provide all functions of the SCCP necessary for Class 0 (basic connectionless) service, as defined in Telcordia (formerly BellCore) ANSI Interconnection Requirements. In particular, this includes Global Title Translation (GTT) and SCCP Management procedures, as specified in T1.112.4. In cases where the destination signaling point is a Maxcess or third party local or tandem switching system directly connected to BellSouth SS7 network, BellSouth shall perform final GTT of messages to the destination and SCCP Subsystem Management of the destination. In all other cases, BellSouth shall perform immediate GTT of messages to a gateway pair of STPs in an SS7 network connected with BellSouth SS7 network, and shall not perform SCCP Subsystem Management of the destination. If BellSouth performs final GTT to a Maxcess database, then Maxcess agrees to provide BellSouth with the Destination Point Code for the Maxcess database.
- 9.4.2.6 STPs shall provide on a non-discriminatory basis all functions of the OMAP commonly provided by STPs, as specified in the reference in Section 12.4.5 of this Attachment. All OMAP functions will be on a "where available" basis and can include:
- 9.4.2.6.1 MTP Routing Verification Test (MRVT); and
- 9.4.2.6.2 SCCP Routing Verification Test (SRVT).
- 9.4.2.7 In cases where the destination signaling point is a BellSouth local or tandem switching system or database, or is an Maxcess or third party local or tandem switching system directly connected to the BellSouth SS7 network, STPs shall perform MRVT and SRVT to the destination signaling point. In all other cases, STPs shall perform MRVT and SRVT to a gateway pair of STPs in an SS7 network connected with the BellSouth SS7 network. This requirement shall be superseded by the specifications for Internetwork MRVT and SRVT if and when these become

- approved ANSI standards and available capabilities of BellSouth STPs, and if mutually agreed upon by Maxcess and BellSouth.
- 9.4.2.8 STPs shall be on parity with BellSouth.
- 9.4.2.9 SS7 Advanced Intelligent Network (AIN) Access
- 9.4.2.9.1 When technically feasible and upon request by Maxcess, SS7 Access shall be made available in association with switching. SS7 AIN Access is the provisioning of AIN 0.1 triggers in an equipped BellSouth local switch and interconnection of the BellSouth SS7 network with the Maxcess SS7 network to exchange TCAP queries and responses with an Maxcess SCP.
- 9.4.2.9.2 SS7 AIN Access shall provide Maxcess SCP access to BellSouth local switch in association with switching via interconnection of BellSouth SS7 and Maxcess SS7 Networks. BellSouth shall offer SS7 access through its STPs. If BellSouth requires a mediation device on any part of its network specific to this form of access, BellSouth must route its messages in the same manner. The interconnection arrangement shall result in the BellSouth local switch recognizing the Maxcess SCP as at least at parity with BellSouth's SCP's in terms of interfaces, performance and capabilities.
- 9.4.3 Interface Requirements
- 9.4.3.1 BellSouth shall provide the following STPs options to connect Maxcess or Maxcess-designated local switching systems or STPs to the BellSouth SS7 network:
- 9.4.3.1.1 An A-link interface from Maxcess local switching systems; and,
- 9.4.3.1.2 A B-link interface from Maxcess local STPs.
- 9.4.3.2 Each type of interface shall be provided by one or more sets (layers) of signaling links.
- 9.4.3.3 The Signaling Point of Interconnection (SPOI) for each link shall be located at a cross-connect element, such as a DSX-1, in the Central Office (CO) where BellSouth STP is located. There shall be a DS1 or higher rate transport interface at each of the SPOIs. Each signaling link shall appear as a DS0 channel within the DS1 or higher rate interface. BellSouth shall offer higher rate DS1 signaling for interconnecting Maxcess local switching systems or STPs with BellSouth STPs as soon as these become approved ANSI standards and available capabilities of BellSouth STPs. BellSouth and Maxcess will work jointly to establish mutually acceptable SPOIs.
- 9.4.3.4 BellSouth CO shall provide intraoffice diversity between the SPOIs and BellSouth STPs, so that no single failure of intraoffice facilities or equipment shall cause the

- failure of both B-links in a layer connecting to a BellSouth STP. BellSouth and Maxcess will work jointly to establish mutually acceptable SPOIs.
- 9.4.3.5 STPs shall provide all functions of the MTP as defined in the applicable industry standard technical references.
- 9.4.3.6 Message Screening
- 9.4.3.6.1 BellSouth shall set message screening parameters so as to accept valid messages from Maxcess local or tandem switching systems destined to any signaling point within BellSouth's SS7 network where the Maxcess switching system has a legitimate signaling relation.
- 9.4.3.6.2 BellSouth shall set message screening parameters so as to pass valid messages from Maxcess local or tandem switching systems destined to any signaling point or network accessed through BellSouth's SS7 network where the Maxcess switching system has a legitimate signaling relation.
- 9.4.3.6.3 BellSouth shall set message screening parameters so as to accept and pass/send valid messages destined to and from Maxcess from any signaling point or network interconnected through BellSouth's SS7 network where the Maxcess SCP has a legitimate signaling relation.
- 9.4.4 STPs shall be equal to or better than all of the requirements for STPs set forth in the applicable industry standard technical references.

## **9.5 Service Control Points/Databases**

### **9.5.1 Definition**

- 9.5.1.1 Databases are the Network Elements that provide the functionality for storage of, access to, and manipulation of information required to offer a particular service and/or capability. Databases include, but are not limited to: Local Number Portability, LIDB, Toll Free Number Database, Automatic Location Identification/Data Management System, Calling Name Database, access to Service Creation Environment and Service Management System (SCE/SMS) application databases and Directory Assistance.
- 9.5.2 A Service Control Point (SCP) is a specific type of Database functionality deployed in a Signaling System 7 (SS7) network that executes service application logic in response to SS7 queries sent to it by a switching system also connected to the SS7 network. Service Management Systems provide operational interfaces to allow for

provisioning, administration and maintenance of subscriber data and service application data stored in SCPs.

### 9.5.3 Technical Requirements for SCPs/Databases

9.5.3.1 Requirements for SCPs/Databases within this section address storage of information, access to information (e.g. signaling protocols, response times), and administration of information (e.g., provisioning, administration, and maintenance). All SCPs/Databases shall be provided to Maxcess in accordance with the following requirements.

9.5.3.2 BellSouth shall provide physical access to SCPs through the SS7 network and protocols with TCAP as the application layer protocol.

9.5.3.3 BellSouth shall provide physical interconnection to databases via industry standard interfaces and protocols (e.g. SS7, ISDN and X.25).

9.5.3.4 The reliability of interconnection options shall be consistent with requirements for diversity and survivability.

### 9.5.4 Database Availability

9.5.4.1 Call processing databases shall have a maximum unscheduled availability of 30 minutes per year. Unavailability due to software and hardware upgrades shall be scheduled during minimal usage periods and only be undertaken upon proper notification to providers, which might be impacted. Any downtime associated with the provision of call processing related databases will impact all service providers, including BellSouth, equally.

9.5.4.2 The operational interface provided by BellSouth shall complete Database transactions (i.e., add, modify, delete) for Maxcess customer records stored in BellSouth databases within 3 days, or sooner where BellSouth provisions its own customer records within a shorter interval.

## 9.6 **Local Number Portability Database**

### 9.6.1 Definition

9.6.2 The Permanent Number Portability (PNP) database supplies routing numbers for calls involving numbers that have been ported from one local service provider to another. PNP has been implemented in the top 100 MSA. BellSouth agrees to provide access to the PNP database at rates, terms and conditions as set forth by BellSouth and in accordance with an effective FCC or Commission directive.

## 9.7 **SS7 Network Interconnection**

9.7.1 Definition.

9.7.2 SS7 Network Interconnection is the interconnection of Maxcess local Signaling Transfer Point Switches (STP) and Maxcess local or tandem switching systems with BellSouth STPs. This interconnection provides connectivity that enables the exchange of SS7 messages among BellSouth switching systems and databases (DBs), Maxcess local or tandem switching systems, and other third-party switching systems directly connected to the BellSouth SS7 network.

9.7.3 Technical Requirements

9.7.3.1 SS7 Network Interconnection shall provide connectivity to all components of the BellSouth SS7 network. These include:

9.7.3.1.1 BellSouth local or tandem switching systems;

9.7.3.1.2 BellSouth DBs; and

9.7.3.1.3 Other third-party local or tandem switching systems.

9.7.4 The connectivity provided by SS7 Network Interconnection shall fully support the functions of BellSouth switching systems and DBs and Maxcess or other third-party switching systems with A-link access to the BellSouth SS7 network.

9.7.5 If traffic is routed based on dialed or translated digits between an Maxcess local switching system and a BellSouth or other third-party local switching system, either directly or via a BellSouth tandem switching system, then it is a requirement that the BellSouth SS7 network convey via SS7 Network Interconnection the TCAP messages that are necessary to provide Call Management services (Automatic Callback, Automatic Recall, and Screening List Editing) between the Maxcess local STPs and BellSouth or other third-party local switch.

9.7.6 When the capability to route messages based on Intermediate Signaling Network Identifier (ISNI) is generally available on BellSouth STPs, the BellSouth SS7 Network shall also convey TCAP messages using SS7 Network Interconnection in similar circumstances where the BellSouth switch routes traffic based on a Carrier Identification Code (CIC).

9.7.7 SS7 Network Interconnection shall provide all functions of the MTP as specified in ANSI T1.111. This includes:

9.7.7.1 Signaling Data Link functions, as specified in ANSI T1.111.2;

9.7.7.2 Signaling Link functions, as specified in ANSI T1.111.3; and

9.7.7.3 Signaling Network Management functions, as specified in ANSI T1.111.4.

- 9.7.8 SS7 Network Interconnection shall provide all functions of the SCCP necessary for Class 0 (basic connectionless) service, as specified in ANSI T1.112. In particular, this includes Global Title Translation (GTT) and SCCP Management procedures, as specified in T1.112.4. Where the destination signaling point is a BellSouth switching system or DB, or is another third-party local or tandem switching system directly connected to the BellSouth SS7 network, SS7 Network Interconnection shall include final GTT of messages to the destination and SCCP Subsystem Management of the destination. Where the destination signaling point is an Maxcess local or tandem switching system, SS7 Network Interconnection shall include intermediate GTT of messages to a gateway pair of Maxcess local STPs, and shall not include SCCP Subsystem Management of the destination.
- 9.7.9 SS7 Network Interconnection shall provide all functions of the Integrated Services Digital Network User Part (ISDNUP), as specified in ANSI T1.113.
- 9.7.10 SS7 Network Interconnection shall provide all functions of the TCAP, as specified in ANSI T1.114.
- 9.7.11 If and when Internetwork MTP Routing Verification Test (MRVT) and SCCP Routing Verification Test (SRVT) become approved ANSI standards and available capabilities of BellSouth STPs, SS7 Network Interconnection shall provide these functions of the OMAP.
- 9.7.12 SS7 Network Interconnection shall be equal to or better than the following performance requirements:
- 9.7.12.1 MTP Performance, as specified in ANSI T1.111.6;
- 9.7.12.2 SCCP Performance, as specified in ANSI T1.112.5; and
- 9.7.12.3 ISDNUP Performance, as specified in ANSI T1.113.5.
- 9.7.13 Interface Requirements
- 9.7.13.1 BellSouth shall offer the following SS7 Network Interconnection options to connect Maxcess or Maxcess-designated local or tandem switching systems or STPs to the BellSouth SS7 network:
- 9.7.13.1.1 A-link interface from Maxcess local or tandem switching systems; and
- 9.7.13.1.2 B-link interface from Maxcess STPs.
- 9.7.13.2 The Signaling Point of Interconnection (SPOI) for each link shall be located at a cross-connect element, such as a DSX-1, in the Central Office (CO) where the BellSouth STP is located. There shall be a DS1 or higher rate transport interface at

- each of the SPOIs. Each signaling link shall appear as a DS0 channel within the DS1 or higher rate interface. BellSouth shall offer higher rate DS1 signaling links for interconnecting Maxcess local switching systems or STPs with BellSouth STPs as soon as these become approved ANSI standards and available capabilities of BellSouth STPs. BellSouth and Maxcess will work jointly to establish mutually acceptable SPOI.
- 9.7.13.3 BellSouth CO shall provide intraoffice diversity between the SPOIs and the BellSouth STP, so that no single failure of intraoffice facilities or equipment shall cause the failure of both B-links in a layer connecting to a BellSouth STP. BellSouth and Maxcess will work jointly to establish mutually acceptable SPOI.
- 9.7.13.4 The protocol interface requirements for SS7 Network Interconnection include the MTP, ISDNUP, SCCP, and TCAP. These protocol interfaces shall conform to the applicable industry standard technical references.
- 9.7.13.5 BellSouth shall set message screening parameters to accept messages from Maxcess local or tandem switching systems destined to any signaling point in the BellSouth SS7 network with which the Maxcess switching system has a legitimate signaling relation.
- 9.7.13.6 SS7 Network Interconnection shall be equal to or better than all of the requirements for SS7 Network Interconnection set forth in the applicable industry standard technical references.

## **9.8 Rates**

The prices that Maxcess shall pay to BellSouth for Network Elements and Other Services are set forth in Exhibit C to this Attachment.



**10. Operator Call Processing, Inward Operator Services and Directory Assistance Services**

10.1 All of the negotiated rates, terms and conditions set forth in this Section pertain to the provision of Operator Call Processing, Inward Operator Services and Directory Assistance Services.

**10.2 Operator Systems**

10.2.1 Definition. Operator Systems is the Network Element that provides operator and automated call handling and billing, special services, end user telephone listings and optional call completion services. The Operator Systems, Network Element provides two types of functions: Operator Service functions and Directory Assistance Service functions, each of which are described in detail below.

**10.3 Operator Service**

10.3.1 Definition. Operator Service provides: (1) operator handling for call completion (for example, collect, third number billing, and manual credit card calls), (2) operator or automated assistance for billing after the end user has dialed the called number (for example, credit card calls); and (3) special services including but not limited to Busy Line Verification and Emergency Line Interrupt (ELI), Emergency Agency Call, Operator-assisted Directory Assistance, and Rate Quotes.

**10.3.2 Requirements**

10.3.2.1 When Maxcess requests BellSouth to provide Operator Services, the following requirements apply:

10.3.2.1.1 BellSouth shall complete 0+ and 0- dialed local calls.

10.3.2.1.2 BellSouth shall complete 0+ intraLATA toll calls.

10.3.2.1.3 BellSouth shall process calls that are billed to Maxcess end user's calling card that can be validated by BellSouth.

10.3.2.1.4 BellSouth shall complete person-to-person calls.

10.3.2.1.5 BellSouth shall complete collect calls.

10.3.2.1.6 BellSouth shall provide the capability for callers to bill to a third party and complete such calls.

10.3.2.1.7 BellSouth shall complete station-to-station calls.

10.3.2.1.8 BellSouth shall process emergency calls.

10.3.2.1.9 BellSouth shall process Busy Line Verify and Emergency Line Interrupt requests.

10.3.2.1.10 BellSouth shall process emergency call trace, as they do for their End users prior to the Effective Date. Call must originate from a 911 provider.

10.3.2.1.11 BellSouth shall process operator-assisted directory assistance calls.

10.3.2.1.12 BellSouth shall adhere to equal access requirements, providing Maxcess local end users the same IXC access as provided to BellSouth end users.

10.3.2.1.13 BellSouth shall exercise at least the same level of fraud control in providing Operator Service to Maxcess that BellSouth provides for its own operator service.

10.3.2.1.14 BellSouth shall perform Billed Number Screening when handling Collect, Person-to-Person, and Billed-to-Third-Party calls.

10.3.2.1.15 BellSouth shall direct customer account and other similar inquiries to the customer service center designated by Maxcess.

10.3.2.1.16 BellSouth shall provide a feed of customer call records in "EMI" format to Maxcess in accordance with CLEC ODUF standards specified in Attachment 7.

### 10.3.3 Interface Requirements

10.3.3.1 With respect to Operator Services for calls that originate on local switching capability provided by or on behalf of Maxcess, the interface requirements shall conform to the then current established system interface specifications for the platform used to provide Operator Service and the interface shall conform to industry standards.

## 10.4 **Directory Assistance Service**

10.4.1 Definition. Directory Assistance Service provides local end user telephone number listings with the option to complete the call at the callers direction separate and distinct from local switching.

### 10.4.2 Requirements

10.4.3 Directory Assistance Service shall provide up to two listing requests per call. If available and if requested by Maxcess's end user, BellSouth shall provide caller-optional directory assistance call completion service at rates contained in this Attachment to one of the provided listings, equal to that which BellSouth provides its end users. If not available, Maxcess may request such requirement pursuant to the Bona Fide Request/New Business Process as set forth in General Terms and Conditions.

#### 10.4.4 Directory Assistance Service Updates

10.4.4.1 BellSouth shall update end user listings changes daily. These changes include:

10.4.4.1.1 New end user connections: BellSouth will provide service to Maxcess that is equal to the service it provides to itself and its end users;

10.4.4.1.2 End user disconnections: BellSouth will provide service to Maxcess that is equal to the service it provides to itself and its end users; and

10.4.4.1.3 End user address changes: BellSouth will provide service to Maxcess that is equal to the service it provides to itself and its end users;

10.4.4.1.4 These updates shall also be provided for non-listed and non-published numbers for use in emergencies.

#### 10.4.5 Branding for Operator Call Processing and Directory Assistance

10.4.5.1 The BellSouth Operator Systems Branding Feature provides a definable announcement to Maxcess end users using Directory Assistance (DA)/Operator Call Processing (OCP) prior to placing them in queue or connecting them to an available operator or automated operator system. This feature allows Maxcess to have its calls custom branded with Maxcess's name on whose behalf BellSouth is providing Directory Assistance and/or Operator Call Processing. Rates for Custom Branding, Operator Call Process and Directory Assistance are set forth in this Attachment.

10.4.5.2 BellSouth offers four service levels of branding to Maxcess when ordering Directory Assistance and/or Operator Call Processing.

10.4.5.2.1 Service Level 1 - BellSouth Branding

10.4.5.2.2 Service Level 2 - Unbranded

10.4.5.2.3 Service Level 3 - Custom Branding

10.4.5.2.4 Service Level 4 - Self Branding (applicable only to Maxcess for Resale or use with an Unbundled Port when routing to an operator service provider other than BellSouth).

#### 10.4.6 For Resellers and Use with an Unbundled Port

10.4.6.1 BellSouth Branding is the Default Service Level.

10.4.6.2 Unbranding, Custom Branding, and Self Branding require Maxcess to order selective routing for each originating BellSouth end office identified by Maxcess. Rates for Selective Routing are set forth in this Attachment.

- 10.4.6.3 Customer Branding and Self Branding require Maxcess to order dedicated trunking from each BellSouth end office identified by Maxcess, to either the BellSouth Traffic Operator Position System (TOPS) or Maxcess Operator Service Provider. Rates for trunks are set forth in applicable BellSouth tariffs.
- 10.4.6.4 Unbranding - Unbranded Directory Assistance and/or Operator Call Processing calls ride common trunk groups provisioned by BellSouth from those end offices identified by Maxcess to the BellSouth TOPS. These calls are routed to "No Announcement."
- 10.4.7 For Facilities Based Carriers
  - 10.4.7.1 All Service Levels require Maxcess to order dedicated trunking from their end office(s) point of interface to the BellSouth TOPS Switches. Rates for trunks are set forth in applicable BellSouth tariffs.
  - 10.4.7.2 Customized Branding includes charges for the recording of the branding announcement and the loading of the audio units in each TOPS Switch, IVS and NAV equipment for which Maxcess requires service.
- 10.4.8 Directory Assistance customized branding uses:
  - 10.4.8.1 the recording of the name;
  - 10.4.8.2 the front-end loading of the Digital Recorded Announcement Machine (DRAM) in each TOPS switch.
- 10.4.9 Operator Call Processing customized branding uses:
  - 10.4.9.1 the recording of the name;
  - 10.4.9.2 the front-end loading of the DRAM in the TOPS Switch;
  - 10.4.9.3 the back-end loading in the audio units in the Automated Alternate Billing System (AABS) in the Interactive Voice Subsystem (IVS);
  - 10.4.9.4 the 0- automation loading for the audio units in the Enhanced Billing and Access Service (EBAS) in the Network Applications Vehicle (NAV).
  - 10.4.9.5 BellSouth will provide to Maxcess purchasing local BellSouth switching and reselling BellSouth local exchange service, selective routing of calls to a requested directory assistance services platform or operator services platform. Maxcess end users may use the same dialing arrangements as BellSouth end users, but obtain a Maxcess branded service.

## **10.5 Directory Assistance Database Service (DADS)**

- 10.5.1 BellSouth shall make its Directory Assistance Database Service (DADS) available solely for the expressed purpose of providing Directory Assistance type services to Maxcess end users. The term “end user” denotes any entity which obtains Directory Assistance type services for its own use from a DADS customer. Directory Assistance type service is defined as Voice Directory Assistance (DA Operator assisted and Electronic Directory Assistance (Data System assisted)). Maxcess agrees that Directory Assistance Database Service (DADS) will not be used for any purpose which violates federal or state laws, statutes, regulatory orders or tariffs. Except for the permitted users, Maxcess agrees not to disclose DADS to others and shall provide due care in providing for the security and confidentiality of DADS. Further, Maxcess authorizes the inclusion of Maxcess Directory Assistance listings in the BellSouth Directory Assistance products.
- 10.5.2 BellSouth shall provide Maxcess initially with a base file of subscriber listings which reflect all listing change activity occurring since Maxcess’s most recent update via magnetic tape, and subsequently using electronic connectivity such as Network Data Mover to be developed mutually by Maxcess and BellSouth. Maxcess agrees to assume the costs associated with CONNECT: Direct<sup>TM</sup> connectivity, which will vary depending upon volume and mileage.
- 10.5.3 BellSouth will require approximately one month after receiving an order to prepare the Base File. BellSouth will provide daily updates which will reflect all listing change activity occurring since CLEC’s most recent update. BellSouth shall provide updates to Maxcess on a Business, Residence, or combined Business and Residence basis. Maxcess agrees that the updates shall be used solely to keep the information current. Delivery of Daily Updates will commence the day after Maxcess receives the Base File.
- 10.5.4 BellSouth is authorized to include Maxcess Directory Assistance Listing Information in its Directory Assistance Database Service (DADS). Any other use by BellSouth of Maxcess Directory Assistance Listing Information is not authorized and with the exception of a request for DADS, BellSouth shall refer any request for such information to Maxcess.
- 10.5.5 Rates for DADS are as set forth in this Attachment.

## **10.6 Direct Access to Directory Assistance Service**

- 10.6.1 Direct Access to Directory Assistance Service (DADAS) will provide Maxcess’s directory assistance operators with the ability to search all available BellSouth’s subscriber listings using the Directory Assistance search format. Subscription to

- DADAS will allow Maxcess to utilize its own switch, operator workstations and optional audio subsystems.
- 10.6.2 BellSouth will provide DADAS from its DA location. Maxcess will access the DADAS system via a telephone company provided point of availability. Maxcess has the responsibility of providing the physical links required to connect to the point of availability. These facilities may be purchased from the telephone company as rates and charges billed separately from the charges associated with this offering.
- 10.6.3 A specified interface to each Maxcess subsystem will be provided by BellSouth. Interconnection between Maxcess's system and a specified BellSouth location will be pursuant to the use of Maxcess owned or Maxcess leased facilities and shall be appropriate sized based upon the volume of queries being generated by Maxcess.
- 10.6.4 The specifications for the three interfaces necessary for interconnection are available in the following documents:
- 10.6.4.1 DADAS to Subscriber Operator Position System—Northern Telecom Document CSI-2300-07; Universal Gateway/ Position Message Interface Format Specification;
- 10.6.4.2 DADAS to Subscriber Switch—Northern Telecom Document Q210-1 Version A107; NTDMS/CCIDAS System Application Protocol; and AT&T Document 250-900-535 Operator Services Position System Listing Service and Application Call Processing Data Link Interface Specification;
- 10.6.4.3 DADAS to Audio Subsystem (Optional)—Directory One Call Control to Audio Response Unit system interface specifications are available through Northern Telecom as a licensed access protocol—Northern Telecom Document 355-004424 and Gateway/Interactive Voice subsystem Protocol Specification.
- 10.6.5 Rates for DADAS are as set forth in this Attachment.
- 10.7 **Automatic Location Identification/Data Management System (ALI/DMS)**
- 10.7.1 The ALI/DMS Database contains end user information (including name, address, telephone information, and sometimes special information from the local service provider or end user) used to determine to which Public Safety Answering Point (PSAP) to route the call. The ALI/DMS database is used to provide more routing flexibility for E911 calls than Basic 911. BellSouth shall provide the Emergency Services Database in accordance with the following:
- 10.7.2 Technical Requirements
- 10.7.2.1 BellSouth shall offer Maxcess a data link to the ALI/DMS database or permit Maxcess to provide its own data link to the ALI/DMS database. BellSouth shall

provide error reports from the ALI/DMS database to Maxcess immediately after Maxcess inputs information into the ALI/DMS database. Alternately, Maxcess may utilize BellSouth, to enter end user information into the data base on a demand basis, and validate end user information on a demand basis.

10.7.2.2 The ALI/DMS database shall contain the following end user information:

10.7.2.2.1 Name;

10.7.2.2.2 Address;

10.7.2.2.3 Telephone number; and

10.7.2.2.4 Other information as appropriate (e.g., whether a end user is blind or deaf or has another disability).

10.7.2.3 When BellSouth is responsible for administering the ALI/DMS database in its entirety, ported number NXXs entries for the ported numbers should be maintained unless Maxcess requests otherwise and shall be updated if Maxcess requests, provided Maxcess supplies BellSouth with the updates.

10.7.2.4 When Remote Call Forwarding (RCF) is used to provide number portability to the local end user and a remark or other appropriate field information is available in the database, the shadow or “forwarded-to” number and an indication that the number is ported shall be added to the customer record.

10.7.2.5 If BellSouth is responsible for configuring PSAP features (for cases when the PSAP or BellSouth supports an ISDN interface) it shall ensure that CLASS Automatic Recall (Call Return) is not used to call back to the ported number. Although BellSouth currently does not have ISDN interface, BellSouth agrees to comply with this requirement once ISDN interfaces are in place.

10.7.3 Interface Requirements

The interface between the E911 Switch or Tandem and the ALI/DMS database for Maxcess end users shall meet industry standards.

## **10.8 Rates**

The prices that Maxcess shall pay to BellSouth for Network Elements and Other Services are set forth in Exhibit C to this Attachment.

**11. Calling Name (CNAM) Database Service**

- 11.1 All of the negotiated rates, terms and conditions set forth in this Section pertain to the provision of CNAM.
- 11.2 The Agreement for Calling Name (CNAM) with standard pricing is included as Exhibit B to this Attachment. Maxcess must provide to its account manager a written request with a requested activation date to activate this service. If Maxcess is interested in requesting CNAM with volume and term pricing, Maxcess must contact its account manager to request a separate CNAM volume and term Agreement.
- 11.3 SCPs/Databases shall be equal to or better than all of the requirements for SCPs/Databases set forth in the applicable industry standard technical references.

**11.4 Service Creation Environment and Service Management System (SCE/SMS) Advanced Intelligent Network (AIN) Access**

- 11.4.1 BellSouth's Service Creation Environment and Service Management System (SCE/SMS) Advanced Intelligent Network (AIN) Access shall provide Maxcess the capability that will allow Maxcess and other third parties to create service applications in a BellSouth Service Creation Environment and deploy those applications in a BellSouth SMS to a BellSouth SCP. The third party service applications interact with AIN triggers provisioned on a BellSouth SSP.
- 11.4.2 BellSouth's SCE/SMS AIN Access shall provide access to SCE hardware, software, testing and technical support (e.g., help desk, system administrator) resources available to Maxcess. Scheduling procedures shall provide Maxcess equivalent priority to these resources.
- 11.4.2 BellSouth SCP shall partition and protect Maxcess service logic and data from unauthorized access, execution or other types of compromise.
- 11.4.3 When Maxcess selects SCE/SMS AIN Access, BellSouth shall provide training, documentation, and technical support to enable Maxcess to use BellSouth's SCE/SMS AIN Access to create and administer applications. Training, documentation, and technical support will address use of SCE and SMS access and administrative functions, but will not include support for the creation of a specific service application.
- 11.4.4 When Maxcess selects SCE/SMS AIN Access, BellSouth shall provide for a secure, controlled access environment in association with its internal use of AIN components. Maxcess access will be provided via remote data connection (e.g., dial-in, ISDN).



- 11.4.5 When Maxcess selects SCE/SMS AIN Access, BellSouth shall allow Maxcess to download data forms and/or tables to BellSouth SCP via BellSouth SMS without intervention from BellSouth (e.g., service customization and end user subscription).

**11.5 Rates**

The prices that Maxcess shall pay to BellSouth for Network Elements and Other Services are set forth in Exhibit C to this Attachment.

**12. Basic 911 and E911**

12.1 All of the negotiated terms and conditions set forth in this Section pertain to the provision of Basic 911 and E911.

12.2 If Maxcess orders network elements and other services, then Maxcess is also responsible for providing E911 to its end users. BellSouth agrees to offer access to the 911/E911 network pursuant to the following terms and conditions set forth in this Attachment.

12.3 Definition

12.4 Basic 911 and E911 is an additional requirement that provides a caller access to the applicable emergency service bureau by dialing a 3-digit universal telephone number (911).

12.5 Requirements

12.5.1 Basic 911 Service Provisioning. For Basic 911 service, BellSouth will provide to Maxcess a list consisting of each municipality that subscribes to Basic 911 service. The list will also provide, if known, the E911 conversion date for each municipality and, for network routing purposes, a ten-digit directory number representing the appropriate emergency answering position for each municipality subscribing to 911. Maxcess will be required to arrange to accept 911 calls from its end users in municipalities that subscribe to Basic 911 service and translate the 911 call to the appropriate 10-digit directory number as stated on the list provided by BellSouth. Maxcess will be required to route that call to BellSouth at the appropriate tandem or end office. When a municipality converts to E911 service, Maxcess will be required to discontinue the Basic 911 procedures and being using E911 procedures.

12.5.2 E911 Service Provisioning. For E911 service, Maxcess will be required to install a minimum of two dedicated trunks originating from the Maxcess serving wire center and terminating to the appropriate E911 tandem. The dedicated trunks shall be, at a minimum, DS-0 level trunks configured either as a 2-wire analog interface or as part of a digital (1.544 Mb/s) interface. Either configuration shall use CAMA-type signaling with multifrequency (“MF”) pulsing that will deliver automatic number identification (“ANI”) with the voice portion of the call. If the user interface is digital, MF pulses, as well as other AC signals, shall be encoded per the u-255 Law convention. Maxcess will be required to provide BellSouth daily updates to the E911 database. Maxcess will be required to forward 911 calls to the appropriate E911 tandem, along with ANI, based upon the current E911 end office to tandem homing arrangement as provided by BellSouth. If the E911 tandem trunks are not available, Maxcess will be required to route the call to a designated 7-digit local number

residing in the appropriate Public Service Answering Point (“PSAP”). This call will be transported over BellSouth’s interoffice network and will not carry the ANI of the calling party. Maxcess shall be responsible for providing BellSouth with complete and accurate data for submission to the 911/E911 database for the purpose of providing 911/E911 to its end users.

- 12.5.3 Rates. Charges for 911/E911 service are borne by the municipality purchasing the service. BellSouth will impose no charge on Maxcess beyond applicable charges for BellSouth trunking arrangements.
- 12.5.4 Basic 911 and E911 functions provided to Maxcess shall be at least at parity with the support and services that BellSouth provides to its end users for such similar functionality.
- 12.5.5 Detailed Practices and Procedures. The detailed practices and procedures contained in the E911 Local Exchange Carrier Guide For Facility-Based Providers as amended from time to time during the term of this Agreement will determine the appropriate practices and procedures for BellSouth and Maxcess to follow in providing 911/E911 services.

### **13. True-Up**

**This section applies only to Tennessee and other rates that are interim or expressly subject to true-up under this attachment.**

- 13.1 The interim prices for Network Elements and Other Services and Local Interconnection shall be subject to true-up according to the following procedures:
- 13.2 The interim prices shall be trued-up, either up or down, based on final prices determined either by further agreement between the Parties, or by a final order (including any appeals) of the Commission which final order meets the criteria of (3) below. The Parties shall implement the true-up by comparing the actual volumes and demand for each item, together with interim prices for each item, with the final prices determined for each item. Each Party shall keep its own records upon which the true-up can be based, and any final payment from one Party to the other shall be in an amount agreed upon by the Parties based on such records. In the event of any disagreement as between the records or the Parties regarding the amount of such true-up, the Parties agree that the body having jurisdiction over the matter shall be called upon to resolve such differences, or the Parties may mutually agree to submit the matter to the Dispute Resolution process in accordance with the provisions of Section 16 of the General Terms and Conditions and Attachment 1 of the Agreement.

- 13.3 The Parties may continue to negotiate toward final prices, but in the event that no such Agreement is reached within nine (9) months, either Party may petition the Commission to resolve such disputes and to determine final prices for each item. Alternatively, upon mutual agreement, the Parties may submit the matter to the Dispute Resolution Process set forth in Section 16 of the General Terms and Conditions and Attachment 1 of the Agreement, so long as they file the resulting Agreement with the Commission as a “negotiated Agreement” under Section 252(e) of the Act.
- 13.4 A final order of this Commission that forms the basis of a true-up shall be the final order as to prices based on appropriate cost studies, or potentially may be a final order in any other Commission proceeding which meets the following criteria:
- (a) BellSouth and Maxcess are entitled to be a full Party to the proceeding;
  - (b) It shall apply the provisions of the federal Telecommunications Act of 1996, including but not limited to Section 252(d)(1) (which contains pricing standards) and all then-effective implementing rules and regulations; and,
  - (c) It shall include as an issue the geographic deaveraging of network element and other services prices, which deaveraged prices, if any are required by said final order, shall form the basis of any true-up.

**EXHIBIT A****LINE INFORMATION DATA BASE (LIDB)  
STORAGE AGREEMENT****I. SCOPE**

A. This Agreement sets forth the terms and conditions pursuant to which BellSouth agrees to store in its LIDB certain information at the request of Maxcess and pursuant to which BellSouth, its LIDB customers and Maxcess shall have access to such information. Maxcess understands that BellSouth provides access to information in its LIDB to various telecommunications service providers pursuant to applicable tariffs and agrees that information stored at the request of Maxcess, pursuant to this Agreement, shall be available to those telecommunications service providers. The terms and conditions contained in the attached Addendum(s) are hereby made a part of this Agreement as if fully incorporated herein.

B. LIDB is accessed for the following purposes:

1. Billed Number Screening
2. Calling Card Validation
3. Fraud Control

C. BellSouth will provide seven days per week, 24-hours per day, fraud monitoring on Calling Cards, bill-to-third and collect calls made to numbers in BellSouth's LIDB, provided that such information is included in the LIDB query. BellSouth will establish fraud alert thresholds and will notify Maxcess of fraud alerts so that Maxcess may take action it deems appropriate. Maxcess understands and agrees BellSouth will administer all data stored in the LIDB, including the data provided by Maxcess pursuant to this Agreement, in the same manner as BellSouth's data for BellSouth's end user customers. BellSouth shall not be responsible to Maxcess for any lost revenue which may result from BellSouth's administration of the LIDB pursuant to its established practices and procedures as they exist and as they may be changed by BellSouth in its sole discretion from time to time.

Maxcess understands that BellSouth currently has in effect numerous billing and collection agreements with various interexchange carriers and billing clearing houses. Maxcess further understands that these billing and collection customers of BellSouth query BellSouth's LIDB to determine whether to accept various billing options from end users. Additionally, Maxcess understands that presently BellSouth has no method to differentiate between BellSouth's own billing and line data in the LIDB and such data which it includes in the LIDB on Maxcess's behalf pursuant to this Agreement. Therefore, until such time as BellSouth can and does implement in its LIDB and its supporting systems the means to differentiate Maxcess's data from BellSouth's data

and the Parties to this Agreement execute appropriate amendments hereto, the following terms and conditions shall apply:

- (a) Maxcess agrees that it will accept responsibility for telecommunications services billed by BellSouth for its billing and collection customers for Maxcess's end user accounts which are resident in LIDB pursuant to this Agreement. Maxcess authorizes BellSouth to place such charges on Maxcess's bill from BellSouth and agrees that it shall pay all such charges. Charges for which Maxcess hereby takes responsibility include, but are not limited to, collect and third number calls.
- (b) Charges for such services shall appear on a separate BellSouth bill page identified with the name of the entity for which BellSouth is billing the charge.
- (c) Maxcess shall have the responsibility to render a billing statement to its end users for these charges, but Maxcess's obligation to pay BellSouth for the charges billed shall be independent of whether Maxcess is able or not to collect from Maxcess's end users.
- (d) BellSouth shall not become involved in any disputes between Maxcess and the entities for which BellSouth performs billing and collection. BellSouth will not issue adjustments for charges billed on behalf of an entity to Maxcess. It shall be the responsibility of Maxcess and the other entity to negotiate and arrange for any appropriate adjustments.

## **II. TERM**

This Agreement will be effective as of \_\_\_\_\_, and will continue in effect for one year, and thereafter may be continued until terminated by either Party upon thirty (30) days written notice to the other Party.

## **III. FEES FOR SERVICE AND TAXES**

- A. Maxcess will not be charged a fee for storage services provided by BellSouth to Maxcess, as described in Section I of this Agreement.
- B. Sales, use and all other taxes (excluding taxes on BellSouth's income) determined by BellSouth or any taxing authority to be due to any federal, state or local taxing jurisdiction with respect to the provision of the service set forth herein will be paid by Maxcess. Maxcess shall have the right to have BellSouth contest with the imposing jurisdiction, at Maxcess's expense, any such taxes that Maxcess deems are improperly levied.

#### **IV. INDEMNIFICATION**

To the extent not prohibited by law, each Party will indemnify the other and hold the other harmless against any loss, cost, claim, injury, or liability relating to or arising out of negligence or willful misconduct by the indemnifying Party or its agents or contractors in connection with the indemnifying Party's provision of services, provided, however, that any indemnity for any loss, cost, claim, injury or liability arising out of or relating to errors or omissions in the provision of services under this Agreement shall be limited as otherwise specified in this Agreement. The indemnifying Party under this Section agrees to defend any suit brought against the other Party for any such loss, cost, claim, injury or liability. The indemnified Party agrees to notify the other Party promptly, in writing, of any written claims, lawsuits, or demands for which the other Party is responsible under this Section and to cooperate in every reasonable way to facilitate defense or settlement of claims. The indemnifying Party shall not be liable under this Section for settlement by the indemnified Party of any claim, lawsuit, or demand unless the defense of the claim, lawsuit, or demand has been tendered to it in writing and the indemnifying Party has unreasonably failed to assume such defense.

#### **V. LIMITATION OF LIABILITY**

Neither Party shall be liable to the other Party for any lost profits or revenues or for any indirect, incidental or consequential damages incurred by the other Party arising from this Agreement or the services performed or not performed hereunder, regardless of the cause of such loss or damage.

#### **VI. MISCELLANEOUS**

- A. It is understood and agreed to by the Parties that BellSouth may provide similar services to other companies.
- B. All terms, conditions and operations under this Agreement shall be performed in accordance with, and subject to, all applicable local, state or federal legal and regulatory tariffs, rulings, and other requirements of the federal courts, the U. S. Department of Justice and state and federal regulatory agencies. Nothing in this Agreement shall be construed to cause either Party to violate any such legal or regulatory requirement and either Party's obligation to perform shall be subject to all such requirements.
- C. Maxcess agrees to submit to BellSouth all advertising, sales promotion, press releases, and other publicity matters relating to this Agreement wherein BellSouth's corporate or trade names, logos, trademarks or service marks or those of BellSouth's

- affiliated companies are mentioned or language from which the connection of said names or trademarks therewith may be inferred or implied; and Maxcess further agrees not to publish or use advertising, sales promotions, press releases, or publicity matters without BellSouth's prior written approval.
- D. This Agreement constitutes the entire Agreement between Maxcess and BellSouth which supersedes all prior Agreements or contracts, oral or written representations, statements, negotiations, understandings, proposals and undertakings with respect to the subject matter hereof.
- E. Except as expressly provided in this Agreement, if any part of this Agreement is held or construed to be invalid or unenforceable, the validity of any other Section of this Agreement shall remain in full force and effect to the extent permissible or appropriate in furtherance of the intent of this Agreement.
- F. Neither Party shall be held liable for any delay or failure in performance of any part of this Agreement for any cause beyond its control and without its fault or negligence, such as acts of God, acts of civil or military authority, government regulations, embargoes, epidemics, war, terrorist acts, riots, insurrections, fires, explosions, earthquakes, nuclear accidents, floods, strikes, power blackouts, volcanic action, other major environmental disturbances, unusually severe weather conditions, inability to secure products or services of other persons or transportation facilities, or acts or omissions of transportation common carriers.
- G. This Agreement shall be deemed to be a contract made under the laws of the State of Georgia, and the construction, interpretation and performance of this Agreement and all transactions hereunder shall be governed by the domestic law of such State.



**FACILITIES BASED ADDENDUM  
TO LINE INFORMATION DATA BASE (LIDB)  
STORAGE AGREEMENT**

This is a Facilities Based Addendum to the Line Information Data Base Storage Agreement dated \_\_\_\_\_, between BellSouth Telecommunications, Inc. ("BellSouth"), and \_\_\_\_\_ ("Maxcess"), effective the \_\_\_\_ day of \_\_\_\_\_, \_\_\_\_.

**I. GENERAL**

This Addendum sets forth the terms and conditions for Maxcess's provision of billing number information to BellSouth for inclusion in BellSouth's LIDB. BellSouth will store in its LIDB the billing number information provided by Maxcess, and BellSouth will provide responses to on-line, call-by-call queries to this information for purposes specified in Section I.B. of the Agreement.

**II. DEFINITIONS**

- A. Billing number - a number that Maxcess creates for the purpose of identifying an account liable for charges. This number may be a line or a special billing number.
- B. Line number - a ten digit number that identifies a telephone line administered by Maxcess.
- C. Special billing number - a ten digit number that identifies a billing account established by Maxcess.
- D. Calling Card number - a billing number plus PIN number.
- E. PIN number - a four digit security code assigned by Maxcess which is added to a billing number to compose a fourteen digit calling card number.
- F. Toll billing exception indicator - associated with a billing number to indicate that it is considered invalid for billing of collect calls or third number calls or both, by Maxcess.
- G. Billed Number Screening - refers to the activity of determining whether a toll billing exception indicator is present for a particular billing number.

- H. Calling Card Validation - refers to the activity of determining whether a particular calling card number exists as stated or otherwise provided by a caller.
- I. Billing number information - information about billing number, Calling Card number and toll billing exception indicator provided to BellSouth by Maxcess.

### **III. RESPONSIBILITIES OF PARTIES**

- A. Maxcess will provide its billing number information to BellSouth's LIDB each business day by a method that has been mutually agreed upon by both Parties.
- B. BellSouth will store in its LIDB the billing number information provided by Maxcess. Under normal operating conditions, BellSouth shall include Maxcess's billing number information in its LIDB no later than two business days following BellSouth's receipt of such billing number information, provided that BellSouth shall not be held responsible for any delay or failure in performance to the extent such delay or failure is caused by circumstances or conditions beyond BellSouth's reasonable control. BellSouth will store in its LIDB an unlimited volume of Maxcess's working telephone numbers.
- C. BellSouth will provide responses to on-line, call-by-call queries to the stored information for the specific purposes listed in the next paragraph.
- D. BellSouth is authorized to use the billing number information provided by Maxcess to perform the following functions for authorized users on an on-line basis:
  - 1. Validate a 14 digit Calling Card number where the first 10 digits are a line number or special billing number assigned by Maxcess, and where the last four digits (PIN) are a security code assigned by Maxcess.
  - 2. Determine whether Maxcess or the subscriber has identified the billing number as one which should not be billed for collect or third number calls, or both.
- E. Maxcess will provide its own billing number information to BellSouth for storage and to be used for Billed Number Screening and Calling Card Validation. Maxcess will arrange and pay for transport of updates to BellSouth.

### **IV. COMPLIANCE**

Unless expressly authorized in writing by Maxcess, all billing number information provided pursuant to this Addendum shall be used for no purposes other than those set forth in this Addendum.

**EXHIBIT B****CALLING NAME DELIVERY (CNAM) DATABASE SERVICES****1. Definitions**

For the purpose of this Attachment, the following terms shall be defined as:

**CALLING NAME DELIVERY DATABASE SERVICE (CNAM)** - The ability to associate a name with the calling party number, allowing the end user subscriber (to which a call is being terminated) to view the calling party's name before the call is answered. This service also provides Maxcess the opportunity to load and store its subscriber names in the BellSouth CNAM SCPs.

**CALLING PARTY NUMBER (CPN)** - The number of the calling party that is delivered to the terminating switch using common channel signaling system 7 (CCS7) technology, and that is contained in the Initial Address Message (IAM) portion of the CCS7 call setup.

**COMMON CHANNEL SIGNALING SYSTEM 7 (CCS7)** - A network signaling technology in which all signaling information between two or more nodes is transmitted over high-speed data links, rather than over voice circuits.

**SERVICE CONTROL POINTs (SCPs)** - The real-time data base systems that contain the names to be provided in response to queries received from CNAM SSPs.

**SERVICE MANAGEMENT SYSTEM (SMS)** - The main operations support system of CNAM DATABASE SERVICE. CNAM records are loaded into the SMS, which in turn downloads into the CNAM SCP.

**SERVICE SWITCHING POINTs (SSPs)** - Features of computerized switches in the telephone network that determine that a terminating line has subscribed to CNAM service, and then communicate with CNAM SCPs in order to provide the name associated with the calling party number.

**SUBSYSTEM NUMBER (SSN)** - The address used in the Signaling Connection Control Part (SCCP) layer of the SS7 protocol to designate an application at an end signaling point. A SSN for CNAM at the end office designates the CNAM application within the end office. BellSouth uses the CNAM SSN of 232.

**2. Attachment**

- 2.1 This Attachment contains the terms and conditions where BellSouth will provide to the Maxcess access to the BellSouth CNAM SCP for query or record storage purposes.
- 2.2 Maxcess shall submit to BellSouth a notice of its intent to access and utilize BellSouth CNAM Database Services pursuant to the terms and conditions of this Attachment. Said notice shall be in writing, no less than 60 days prior to Maxcess's access to BellSouth's CNAM Database Services and shall be addressed to Maxcess's Account Manager.

### **3. Physical Connection and Compensation**

- 3.1 BellSouth's provision of CNAM Database Services to Maxcess requires interconnection from Maxcess to BellSouth CNAM Service Control Points (SCPs). Such interconnections shall be established pursuant to Attachment 3 of this Agreement . The appropriate charge for access to and use of the BellSouth CNAM Database service shall be as set forth in this Attachment.
- 3.2 In order to formulate a CNAM query to be sent to the BellSouth CNAM SCP, Maxcess shall provide its own CNAM SSP. Maxcess's CNAM SSPs must be compliant with TR-NWT-001188, "CLASS Calling Name Delivery Generic Requirements".
- 3.3 If Maxcess elects to access the BellSouth CNAM SCP via a third party CCS7 transport provider, the third party CCS7 provider shall interconnect with the BellSouth CCS7 network according to BellSouth's Common Channel Signaling Interconnection Guidelines and Telcordia (formerly BellCore)'s CCS Network Interface Specification document, TR-TSV-000905. In addition, the third party provider shall establish CCS7 interconnection at the BellSouth Local Signal Transfer Points (LSTPs) serving the BellSouth CNAM SCPs that Maxcess desires to query.
- 3.4 **Out-Of-Region Customers**  
If the customer queries the BellSouth CNAM SCP via a third party national SS7 transport provider, the third party SS7 provider shall interconnect with the BellSouth CCS7 network according to BellSouth's Common Channel Signaling Interconnection Guidelines and Telcordia's (formerly BellCore's) CCS Network Interface Specification document, TR-TSV-000905. In addition, the third party provider shall establish SS7 interconnection at one or more of the BellSouth Gateway Signal Transfer Points (STPs). The payment of all costs associated with the transport of SS7 signals via a third party will be established by mutual agreement of the Parties in writing and shall, by this reference become an integral part of this Agreement.

### **4. CNAM Record Initial Load and Updates**

- 4.1 The mechanism to be used by Maxcess for initial CNAM record load and/or updates shall be determined by mutual agreement. The initial load and all updates shall be provided by Maxcess in the BellSouth specified format and shall contain records for every working telephone number that can originate phone calls. It is the responsibility of Maxcess to provide accurate information to BellSouth on a current basis.
- 4.2 Updates to the SMS shall occur no less than once a week, reflect service order activity affecting either name or telephone number, and involve only record additions, deletions or changes.
- 4.3 Maxcess CNAM records provided for storage in the BellSouth CNAM SCP shall be available, on a SCP query basis only, to all Parties querying the BellSouth CNAM SCP. Further, CNAM service shall be provided by each Party consistent with state and/or federal regulation.

BELLSOUTH/Maxcess RATES  
NETWORK ELEMENTS  
AND OTHER SERVICES  
OSS/SWA 8XX/DATABASES

Attachment 2  
Exhibit C  
Rates - Page 1

DESCRIPTION	USOC	AL	FL	GA	KY	LA	MS	NC	SC	TN
<b>Operational Support Systems</b>										
Recovery of incremental OSS costs, per CLP, per month	TBD	NA	NA	NA	NA	NA	NA	\$305.00	NA	NA
RC - OSS OLEC Daily Usage File: Recording, Per Message	TBD	\$0.0002	\$0.008	\$0.0001275	\$0.0008611	\$0.00019	\$0.0001179	\$0.0003	\$0.0002862	\$0.008
RC - OSS OLEC Daily Usage File: Message Processing, Per Message	TBD	\$0.0033	\$0.004	\$0.0062548	\$0.0032357	\$0.0024	\$0.0032089	\$0.0032	\$0.0032344	\$0.004
RC - OSS OLEC Daily Usage File: Message Distribution, Per Magnetic Tape	TBD	\$55.19	\$54.95	\$28.25	\$55.68	\$47.3000	\$54.62	\$54.61	\$54.72	\$54.95
RC - OSS OLEC Daily Usage File: Data Transmission (CONNECT:DIRECT), Per	TBD	\$0.00004	\$0.001	\$0.0000434	\$0.0000365	\$0.0000300	\$0.0000354	\$0.00004	\$0.0000357	\$0.001
<b>Access Daily Usage File (ADUF)</b>										
RC - ADUF, Message Processing, per message	TBD	\$0.004	\$0.004	\$0.0136327	\$0.004	\$0.004	\$0.004	\$0.004	\$0.004	\$0.004
RC - ADUF, Message Distribution, per Magnetic Tape provisioned	TBD	\$54.95	\$54.95	\$28.85	\$54.95	\$54.95	\$54.95	\$54.95	\$54.95	\$54.95
RC - ADUF, Data Transmission (CONNECT:DIRECT), per message	TBD	\$0.001	\$0.001	\$0.0000434	\$0.001	\$0.001	\$0.001	\$0.001	\$0.001	\$0.001
<b>Enhanced Optional Daily Usage File (EODUF)</b>										
Enhanced Optional Daily Usage File: Message Processing , Per Message	TBD	\$0.004	\$0.004	\$0.0034555	\$0.004	\$0.004	\$0.004	\$0.004	\$0.004	\$0.004
Enhanced Optional Daily Usage File: Message Processing, per magnetic tape	TBD	\$47.30	\$47.30	\$47.30	\$47.30	\$47.30	\$47.30	\$47.30	\$47.30	\$47.30
Enhanced Optional Daily Usage File: Data Transmission (CONNECT:DIRECT), per	TBD	\$0.0000364	\$0.0000364	NA	\$0.0000364	\$0.0000364	\$0.0000364	\$0.0000364	\$0.0000364	\$0.0000364
<b>SWA 8XX Toll Free Dialing Ten Digit Screening Service (Note 1)</b>										
8XX Access Ten Digit Screening (all types), per call (Note 2)	N/A	\$0.0005	NA	\$0.0004868	NA	\$0.0005305	\$0.0005321	\$0.00050	\$0.0005227	NA
<b>8XX Access Ten Digit Screening Svc. W/8XX No. Delivery</b>										
per query	N/A	NA	NA	NA	\$0.0010	NA	NA	\$0.00365	NA	\$0.004
for 8XX Numbers, with Optional Complex Features, per query	N/A	NA	NA	NA	\$0.0011	NA	NA	\$0.00431	NA	\$0.004
<b>8XX Access Ten Digit Screening Svc. W/POTS No. Delivery</b>										
per query	N/A	NA	NA	NA	\$0.0010	NA	NA	\$0.00383	NA	\$0.004
with Optional Complex Features, per query	N/A	NA	NA	NA	\$0.0011	NA	NA	\$0.00431	NA	\$0.004
<b>8XX Access Ten Digit Screening Svc. W/800 No. Delivery</b>										
per message	N/A	NA	NA	NA	NA	NA	NA	NA	NA	NA
for 8XX Numbers, w/Optional Complex Features, per message	N/A	NA	NA	NA	NA	NA	NA	NA	NA	NA
<b>8XX Access Ten Digit Screening Svc. W/POTS No. Delivery</b>										
per message	N/A	NA	NA	NA	NA	NA	NA	NA	NA	NA
with Optional Complex Features, per message	N/A	NA	NA	NA	NA	NA	NA	NA	NA	NA
<b>Reservation Charge per 8XX number reserved</b>										
NRC - 1st	N8R1X	\$7.13	NA	\$6.57	\$10.05	\$6.29	\$8.46	\$7.05	\$6.38	\$30.00
NRC - Add'l	N8R1X	\$0.97	NA	\$0.76	\$1.19	\$0.73	\$0.96	\$0.96	\$0.9583	\$0.50
NRC - Incremental Charge - Manual Service Order - 1st	SOMAN	\$27.37	NA	\$18.94	NA	\$18.14	\$25.52	\$26.94	\$27.84	NA
NRC - Incremental Charge - Manual Service Order - Add'l	SOMAN	NA	NA	NA	NA	NA	NA	NA	NA	NA
<b>Per 8XX # Established w/o POTS (w/8XX No.) Translations</b>										
NRC - 1st	N/A	\$15.88	NA	\$12.81	\$30.59	\$12.27	\$17.04	\$23.82	\$22.63	\$67.50
NRC - Add'l	N/A	\$1.97	NA	\$1.45	\$3.22	\$1.39	\$1.93	\$2.73	\$2.73	\$1.50
NRC - Disconnect Charge - 1st	N/A	\$10.04	NA	NA	NA	\$8.30	\$11.32	NA	\$42.95	NA
NRC - Disconnect Charge - Add'l	N/A	\$0.97	NA	NA	NA	\$0.73	\$0.96	NA	NA	NA
NRC - Incremental Charge - Manual Service Order - 1st	SOMAN	\$27.37	NA	\$18.94	NA	\$18.14	\$25.52	\$41.35	NA	NA
NRC - Incremental Charge - Manual Service Order - Add'l	SOMAN	NA	NA	NA	NA	NA	NA	NA	NA	NA
NRC - Incremental Charge - Manual Service Order - Disconnect	SOMAN	\$17.75	NA	NA	NA	\$11.40	\$16.05	NA	NA	NA
<b>Per 8XX # Established with POTS Translations</b>										
NRC - 1st	N8FTX	\$15.88	NA	\$12.81	\$30.59	\$12.27	\$17.04	\$23.82	\$22.63	\$67.50
NRC - Add'l	N8FTX	\$1.97	NA	\$1.45	\$3.22	\$1.39	\$1.93	\$2.73	\$2.73	\$1.50
NRC - Disconnect Charge - 1st	N8FTX	\$10.04	NA	NA	NA	\$8.30	\$11.32	NA	\$42.95	NA
NRC - Disconnect Charge - Add'l	N8FTX	\$0.97	NA	NA	NA	\$0.73	\$0.96	NA	NA	NA
NRC - Incremental Charge - Manual Service Order - 1st	SOMAN	\$27.37	NA	\$18.94	NA	\$18.14	\$25.52	\$41.35	NA	NA
NRC - Incremental Charge - Manual Service Order - Add'l	SOMAN	NA	NA	NA	NA	NA	NA	NA	NA	NA
NRC - Incremental Charge - Manual Service Order - Disconnect	SOMAN	\$17.75	NA	NA	NA	\$11.40	\$16.05	NA	NA	NA
<b>Customized Area of Service per 8XX Number</b>										
NRC - 1st	N8FCX	\$5.69	NA	\$4.46	\$6.97	\$4.27	\$5.63	\$5.63	\$5.64	\$3.00
NRC - Add'l	N8FCX	\$2.85	NA	\$2.23	\$3.49	\$2.14	\$2.81	\$2.82	\$2.82	\$1.50
NRC - Incremental Charge - Manual Service Order - 1st	SOMAN	NA	NA	NA	NA	NA	NA	NA	NA	NA
NRC - Incremental Charge - Manual Service Order - Add'l	SOMAN	NA	NA	NA	NA	NA	NA	NA	NA	NA

BELLSOUTH/Maxcess RATES  
NETWORK ELEMENTS  
AND OTHER SERVICES  
OSS/SWA 8XX/DATABASES

Attachment 2  
Exhibit C  
Rates - Page 2

DESCRIPTION	USOC	AL	FL	GA	KY	LA	MS	NC	SC	TN
<b>Multiple Inter LATA Carrier Routing per Carrier Requested per 8XX #</b>										
NRC - 1st	N8FMX	\$6.66	NA	\$5.22	\$8.16	\$5.00	\$6.59	\$6.59	\$6.60	\$3.50
NRC - Add'l	N8FMX	\$3.81	NA	\$2.99	\$4.67	\$2.86	\$3.77	\$3.77	\$3.78	\$2.00
NRC - Incremental Charge - Manual Service Order - 1st	SOMAN	NA	NA	NA	NA	NA	NA	NA	NA	NA
NRC - Incremental Charge - Manual Service Order - Add'l	SOMAN	NA	NA	NA	NA	NA	NA	NA	NA	NA
<b>Change Charge per request</b>										
NRC - 1st	N8FAX	\$8.10	NA	\$7.33	\$11.24	\$7.01	\$9.42	\$8.01	\$7.34	\$48.50
NRC - Add'l	N8FAX	\$0.97	NA	\$0.76	\$1.19	\$0.73	\$0.96	\$0.96	\$0.9583	\$0.50
NRC - Incremental Charge - Manual Service Order - 1st	SOMAN	\$27.37	NA	\$18.94	NA	\$18.14	\$25.52	\$26.94	\$27.84	NA
NRC - Incremental Charge - Manual Service Order - Add'l	SOMAN	NA	NA	NA	NA	NA	NA	NA	NA	NA
<b>Call Handling and Destination Features</b>										
NRC - 1st	N8FDX	\$5.69	NA	\$4.72	\$6.97	\$4.27	\$5.63	\$5.63	\$5.64	\$3.00
NRC - Add'l	N8FDX	NA	NA	\$4.46	\$6.97	\$4.27	\$5.63	NA	\$5.64	\$3.00
<b>LINE INFORMATION DATABASE ACCESS (LIDB)</b>										
LIDB Common Transport per query	OQT	\$0.00004	\$0.0003	\$0.0000338	\$0.00006	\$0.0000418	\$0.0000446	\$0.0003	\$0.0000442	\$0.0003
LIDB Validation per query	OQU	\$0.041003	\$0.041003	\$0.0105974	\$0.00938	\$0.0103774	\$0.0142132	\$0.013400	\$0.0141003	\$0.041003
<b>LIDB Originating Point Code Establishment or Change - NRC</b>										
NRC - Incremental Charge - Electronic Service Order	TBD	NA	NA	NA	NA	NA	NA	NA	NA	NA
NRC - Incremental Charge - Manual Service Order - 1st	SOMAN	\$25.93	NA	\$18.94	NA	\$18.14	\$25.52	\$26.94	\$27.84	\$91.00
NRC - Incremental Charge - Manual Service Order - Add'l	SOMAN	NA	NA	NA	NA	NA	NA	NA	\$27.84	NA
<b>CCS7 SIGNALING TRANSPORT SERVICE</b>										
<b>CCS7 Signaling Connection, per link (A link) per month</b>										
NRC		\$18.79	\$5.00	\$17.05	\$16.31	\$19.48	\$21.58	\$155.00	\$21.79	\$155.00
NRC - Disconnect		\$171.98	\$400.00	\$131.96	\$354.95	\$126.34	\$169.72	\$510.00	\$277.07	\$510.00
NRC - Incremental Charge - Manual Service Order	SOMAN	\$135.70	NA	NA	NA	\$101.10	\$134.08	NA	\$42.95	NA
NRC - Incremental Charge - Manual Service Order - Disconnect	SOMAN	\$25.93	NA	\$18.94	NA	\$18.14	\$25.52	NA	NA	NA
NRC - Incremental Charge - Manual Service Order - Disconnect	SOMAN	\$16.31	NA	NA	NA	\$11.40	\$16.05	NA	NA	NA
<b>CCS7 Signaling Connection, per link (B link) (also known as D link) per month</b>										
NRC		\$18.79	\$5.00	\$17.05	\$16.31	\$19.48	\$21.58	\$155.00	\$21.79	Not available
NRC - Disconnect		\$171.98	\$400.00	\$131.96	\$354.95	\$126.34	\$169.72	\$510.00	\$277.07	\$510.00
NRC - Incremental Charge - Manual Service Order	SOMAN	\$135.70	NA	NA	NA	\$101.10	\$134.08	NA	\$42.95	NA
NRC - Incremental Charge - Manual Service Order - Disconnect	SOMAN	\$25.93	NA	\$18.94	NA	\$18.14	\$25.52	NA	NA	NA
NRC - Incremental Charge - Manual Service Order - Disconnect	SOMAN	\$16.31	NA	NA	NA	\$11.40	\$16.05	NA	NA	NA
<b>CCS7 Signaling Termination, per STP port per month</b>										
<b>CCS7 Signaling Usage, per ISUP message</b>										
(applicable when measurement and billing capability exists.)		\$0.00004	\$0.00001	\$0.0000354	\$0.000037893	\$0.0000430	\$0.0000456	\$0.00004	\$0.0000452	\$0.000023
<b>CCS7 Signaling Usage, per TCAP message</b>										
(applicable when measurement and billing capability exists.)		\$0.0001	\$0.00004	\$0.0000870	\$0.000102042	\$0.0001052	\$0.0001115	\$0.00009	\$0.0001108	\$0.00005
<b>CCS7 Signaling Usage Surrogate, per link per LATA per mo (9)</b>										
CCS7 Signaling Point Code, Establishment or Change, per STP affected		\$376.12	\$64.00	\$340.67	\$329.98	\$406.71	\$406.53	\$338.98	\$396.55	\$395.00
NRC		\$62.00	\$62.00	\$62.00	\$62.00	\$62.00	\$62.00	\$62.00	\$62.00	\$62.00
<b>OPERATOR CALL PROCESSING</b>										
Operator Provided Call Handling per min - Using BST LIDB	N/A	\$1.21	\$1.00	\$0.9680296	\$1.6016	\$0.91	\$1.19	\$1.20	\$1.21	NA
Call Completion Access Termination Charge per call attempt	N/A	\$0.08	NA	NA	NA	NA	NA	NA	\$0.08	NA
Operator Provided Call Handling per min - Using Foreign LIDB	N/A	\$1.25	\$1.00	\$1.02	\$1.6249	\$0.96	\$1.24	\$1.24	\$1.25	NA
Call Completion Access Termination Charge per call attempt	N/A	\$0.08	NA	NA	NA	NA	NA	NA	\$0.08	NA
Operator Provided Call Handling, per call	N/A	NA	NA	NA	NA	NA	NA	NA	NA	\$0.30
Fully Automated Call Handling per call - Using BST LIDB	N/A	\$0.11	\$0.10	\$0.0776409	\$0.0856	\$0.10	\$0.1072884	\$0.11	\$0.1115808	\$0.15
Fully Automated Call Handling per call - Using Foreign LIDB	N/A	\$0.13	\$0.10	\$0.0976984	\$0.1071	\$0.12	\$0.1253666	\$0.12	\$0.1293459	\$0.15
Professional recording of name (OCP alone)	USOD1	\$7,000.00	\$7,000.00	\$7,000.00	\$7,000.00	\$7,000.00	\$7,000.00	\$7,000.00	\$7,000.00	\$7,000.00
Professional recording of name (DA and OCP alone)	USOD1	\$7,000.00	\$7,000.00	\$7,000.00	\$7,000.00	\$7,000.00	\$7,000.00	\$7,000.00	\$7,000.00	\$7,000.00
DRAM or front-end loading, per TOPS switch	USOD2	\$250.00	\$250.00	\$250.00	\$250.00	\$250.00	\$250.00	\$250.00	\$250.00	\$250.00
AABS or back-end loading, per IVS	USOD2	\$225.00	\$225.00	\$225.00	\$225.00	\$225.00	\$225.00	\$225.00	\$225.00	\$225.00
EBAS or 0- automation loading, per NAV shelf	USOD2	\$270.00	\$270.00	\$270.00	\$270.00	\$270.00	\$270.00	\$270.00	\$270.00	\$270.00
Recording Charge per Branded Announcement – Disconnect – Initial	N/A	\$9.61	NA	NA	NA	NA	NA	NA	NA	NA



BELLSOUTH/Maxcess RATES  
NETWORK ELEMENTS  
AND OTHER SERVICES  
OSS/SWA 8XX/DATABASES

Attachment 2  
Exhibit C  
Rates - Page 3

DESCRIPTION	USOC	AL	FL	GA	KY	LA	MS	NC	SC	TN
Recording Charge per Branded Announcement – Disconnect – Subsequent	N/A	\$9.61	NA	NA	NA	NA	NA	NA	NA	NA
<b>INWARD OPERATOR SERVICES</b>										
Verification, per minute	N/A	\$1.16	NA	\$0.921083	NA	\$0.86	\$1.14	\$1.15	\$1.15	NA
Verification and Emergency Interrupt, per minute	N/A	\$1.16	NA	\$0.921083	NA	\$0.86	\$1.14	\$1.15	\$1.15	NA
Verification, per call	VIL	NA	\$0.80	NA	\$1.00	NA	NA	\$0.54	NA	\$0.90
Verification and Emergency Interrupt, per call	N/A	NA	\$1.00	NA	\$1.111	NA	NA	\$0.65	NA	\$1.95
<b>DIRECTORY ASSISTANCE SERVICES</b>										
Directory Assist Call Completion Access Svc (DACC), per call attempt	N/A	\$0.10	\$0.10	\$0.10	\$0.10	\$0.10	\$0.10	\$0.062	\$0.10	\$0.10
Call Completion Access Term charge per completed call	N/A	NA	NA	NA	NA	NA	NA	NA	\$0.08	NA
Number Services Intercept per query	N/A	\$0.0235	\$0.01	\$0.0097497	\$0.0086	\$0.02	\$0.0188268	\$0.0110	\$0.0124036	\$0.15
Number Services Intercept per Intercept Query Update	N/A	NA	NA	NA	\$0.0055	NA	NA	NA	NA	NA
Directory Assistance Access Service Calls, per call		\$0.275	\$0.275	\$0.275	\$0.275	\$0.275	\$0.275	\$0.260000	\$0.275	\$0.275
Professional recording of name (DA alone)		\$3,000.00	\$3,000.00	\$3,000.00	\$3,000.00	\$3,000.00	\$3,000.00	\$3,000.00	\$3,000.00	\$3,000.00
Professional recording of name (DA and OCP alone)		\$7,000.00	\$7,000.00	\$7,000.00	\$7,000.00	\$7,000.00	\$7,000.00	\$7,000.00	\$7,000.00	\$7,000.00
DRAM or front-end loading, per TOPS switch		\$250.00	\$250.00	\$250.00	\$250.00	\$250.00	\$250.00	\$250.00	\$250.00	\$250.00
AABS or back-end loading, per IVS		\$225.00	\$225.00	\$225.00	\$225.00	\$225.00	\$225.00	\$225.00	\$225.00	\$225.00
EBAS or 0- automation loading, per NAV shelf		\$270.00	\$270.00	\$270.00	\$270.00	\$270.00	\$270.00	\$270.00	\$270.00	\$270.00
Recording Charge per Branded Announcement – Disconnect – Initial	N/A	\$9.61	NA	NA	NA	NA	NA	NA	NA	NA
Recording Charge per Branded Announcement – Disconnect – Subsequent	N/A	\$9.61	NA	NA	NA	NA	NA	NA	NA	NA
<b>Directory Transport</b>										
Directory Transport - Local Channel DS1, per month	N/A	\$35.52	\$43.64	\$38.36	\$36.32	\$43.83	\$38.91	\$35.68	\$37.20	\$133.81
NRC - 1st	N/A	\$503.57	\$242.45	\$356.15	\$637.46	\$339.69	\$494.83	\$534.48	\$534.81	\$868.97
NRC - Add'l	N/A	\$442.84	\$226.44	\$312.89	\$546.94	\$298.29	\$435.28	\$462.69	\$462.81	\$486.83
NRC - Disconnect Charge - 1st	N/A	\$46.28	NA	NA	NA	\$33.02	\$46.85	NA	NA	NA
NRC - Disconnect Charge - Add'l	N/A	\$32.18	NA	NA	NA	\$23.32	\$33.02	NA	NA	NA
NRC - Incremental Charge-Manual Svc Order - NRC - 1st	SOMAN	\$61.99	NA	\$44.22	NA	\$42.34	\$59.58	\$86.15	\$87.99	NA
NRC - Incremental Charge-Manual Svc Order - NRC - add'l	TBD	NA	NA	NA	NA	NA	NA	\$1.77	NA	NA
NRC - Incremental Charge-Manual Svc Order - NRC-Disconnect	SOMAN	\$29.27	NA	NA	NA	\$19.48	\$27.41	NA	\$3.11	NA
Directory Transport - Dedicated DS1 Level Interoffice per mile per mo	N/A	\$0.6923	\$0.6013	\$0.4523	\$0.45	\$0.78	\$0.6598	\$0.5753	\$0.7598	\$23.00
Directory Transport - Dedicated DS1 Level Interoffice per facility termination per mo	N/A	\$79.69	\$99.79	\$78.47	\$55.05	\$93.40	\$74.40	\$71.29	\$94.98	\$90.00
NRC - 1st	N/A	\$198.15	\$45.91	\$147.07	\$298.18	\$140.49	\$196.28	\$217.17	\$216.27	\$100.49
NRC - Add'l	N/A	\$148.18	\$44.18	\$111.75	\$231.18	\$106.69	\$147.31	\$163.75	\$162.70	\$100.49
NRC - Disconnect Charge - 1st	N/A	\$25.44	NA	NA	NA	\$20.00	\$26.56	NA	NA	NA
NRC - Disconnect Charge - Add'l	N/A	\$20.42	NA	NA	NA	\$16.34	\$21.61	NA	NA	NA
NRC - Incremental Charge - Manual Service Order - 1st	SOMAN	\$27.37	NA	\$18.94	NA	\$18.14	\$25.52	\$38.07	\$39.63	NA
NRC - Incremental Charge - Manual Service Order - Add'l	SOMAN	\$27.37	NA	NA	NA	\$18.14	\$25.52	\$38.07	\$39.63	NA
NRC - Incremental Charge - Manual Service Order - Disconnect - 1st	SOMAN	\$12.97	NA	NA	NA	\$8.06	\$11.34	NA	NA	NA
NRC - Incremental Charge - Manual Service Order - Disconnect - Add'l	SOMAN	\$12.97	NA	NA	NA	\$8.06	\$11.34	NA	NA	NA
Switched Common Transport per DA Access Service per call	N/A	\$0.0003	\$0.0003	\$0.0002906	\$0.000175	\$0.0003274	\$0.0002997	\$0.00020	\$0.000327	NA
Switched Common Transport per DA Access Service per call per mile	N/A	\$0.00003	\$0.00001	\$0.0000186	\$0.000004	\$0.0000175	\$0.0000202	\$0.00003	\$0.0000303	NA
Access Tandem Switching per DA Access Service per call	N/A	\$0.0023	\$0.00055	\$0.0019152	\$0.000783	\$0.0025257	\$0.0023713	\$0.0021	\$0.0024809	NA
DA Interconnection, per DA Access Service Call	N/A	\$0.00269	NA	\$0.00269	NA	NA	NA	\$0.00	\$0.000269	NA
Directory Transport-Installation NRC, per trunk or signaling connection	N/A									
NRC - 1st	N/A	\$260.69	\$206.06	\$204.23	\$501.98	\$195.54	\$257.73	NA	\$407.81	NA
NRC - Add'l	N/A	\$5.95	\$4.71	\$4.42	\$13.32	\$4.23	\$5.85	NA	\$11.00	NA
NRC - Disconnect Charge - 1st	N/A	\$173.46	NA	NA	NA	NA	NA	NA	NA	NA
NRC - Disconnect Charge - Add'l	N/A	\$5.95	NA	NA	NA	NA	NA	NA	NA	NA
NRC - Incremental Charge - Manual Service Order - 1st	SOMAN	NA	NA	\$44.22	NA	\$130.05	\$171.49	NA	NA	NA
NRC - Incremental Charge - Manual Service Order - Add'l	SOMAN	NA	NA	NA	NA	\$4.23	\$5.85	NA	NA	NA
NRC - Manual Service Order - 1st	TBD	NA	NA	NA	NA	NA	NA	\$407.53	NA	NA
NRC - Manual Service Order - Add'l	TBD	NA	NA	NA	NA	NA	NA	\$10.98	NA	NA
<b>Directory Assistance Database Service (DADS)</b>										

BELLSOUTH/Maxcess RATES  
NETWORK ELEMENTS  
AND OTHER SERVICES  
OSS/SWA 8XX/DATABASES

Attachment 2  
Exhibit C  
Rates - Page 4

DESCRIPTION	USOC	AL	FL	GA	KY	LA	MS	NC	SC	TN
Directory Assistance Database Service charge per listing	N/A	\$0.0446	\$0.001	\$0.0445	\$0.0193	\$0.0443	\$0.0447	\$0.04460	\$0.0444	NA
Directory Assistance Database Service, per month	DBSOF	\$128.55	\$100.00	\$95.50	\$120.76	\$90.54	\$126.17	\$126.26	\$127.23	NA
Direct Access to Directory Assistance Service (DADAS)										
Direct Access to Directory Assistance Service, per month	DBSDS	\$7,055.00	\$5,000.00	\$5,254.00	\$7,235.01	\$4,982.00	\$6,926.00	\$6,930.00	\$6,983.00	NA
Direct Access to Directory Assistance Service, per query	DBSDA	\$0.0472685	\$0.01	\$0.0469016	\$0.0052	\$0.0460	\$0.0461336	\$0.0456	\$0.0468212	NA
Direct Access to Directory Assistance Service, svc estab charge	DBSDE									
NRC	DBSDE	\$1,118.00	\$820.00	\$788.24	\$1,186.94	\$786.82	\$1,097.00	\$1,164.00	\$1,173.00	NA
NRC - Disconnect	DBSDE	\$81.83	NA	NA	NA	NA	NA	NA	NA	NA
NRC - Incremental Charge Manual Service Order - 1st	SOMAN	NA	NA	NA	NA	\$57.23	\$80.52	NA	NA	NA
AIN (Note 4)										TBD
AIN, per message	CAM	NA	\$0.00004	NA	NA	NA	NA	NA	NA	NA
AIN - BellSouth AIN SMS Access Service	CAM								NA	NA
Service Establishment Charge, per state, initial set-up										
NRC	CAMSE	\$197.49	NA	\$90.25	NA	\$153.31	\$174.03	\$294.77	\$296.16	NA
NRC - Disconnect	CAMSE	\$114.22	NA	NA	NA	\$78.06	\$135.96	NA	NA	NA
Port Connection - Dial/Shared Access										
NRC	CAMDP	\$64.05	NA	\$29.66	NA	\$50.07	\$53.47	\$86.94	\$87.29	NA
NRC - Disconnect	CAMDP	\$27.04	NA	NA	NA	\$18.61	\$37.70	NA	NA	NA
Port Connection - ISDN Access										
NRC	CAM1P	\$64.05	NA	\$29.66	NA	\$50.07	\$53.47	\$86.94	\$87.29	NA
NRC - Disconnect	CAM1P	\$27.04	NA	NA	NA	\$18.61	\$37.70	NA	NA	NA
User ID Codes - per User ID Code										
NRC	CAMAU	\$141.84	NA	\$84.43	NA	\$104.95	\$129.83	\$200.83	\$202.08	NA
NRC - Disconnect	CAMAU	\$70.05	NA	NA	NA	\$48.95	\$79.91	NA	NA	NA
Security Card per User ID Code, initial or replacement										
NRC	CAMRC	\$142.13	NA	\$35.44	NA	\$125.33	\$131.54	\$172.05	\$172.26	NA
NRC - Disconnect	CAMRC	\$35.26	NA	NA	NA	\$24.40	\$45.77	NA	NA	NA
Storage, per unit (100Kb)	N/A	\$0.0026	NA	\$0.0023	NA	\$0.0029	\$0.0029	\$0.0023	\$0.0028	NA
Session per minute	N/A	\$0.0892	NA	\$0.0795604	NA	\$0.10	\$0.0975650	\$0.0791	\$0.0942966	NA
C0, Performed Session, per minute					NA	\$1.97	\$2.09	\$2.08	\$2.07	NA
AIN - BellSouth AIN Toolkit Service										
AIN, Service Creation Tools	CAMBP	NA	TBD	NA	NA	NA	NA	NA	NA	NA
Service Establishment Charge, per state, initial set-up										
NRC	BAPSC	\$192.69	NA	\$86.74	NA	\$153.25	\$169.31	\$290.05	\$291.41	NA
NRC - Disconnect	BAPSC	\$114.22	NA	NA	NA	\$78.05	\$135.96	NA	NA	NA
Training Session, per customer										
NRC	BAPVX	\$8,363.00	NA	\$8,348.00	NA	\$8,315.00	\$8,379.00	\$8,363.00	\$8,333.00	NA
NRC - Disconnect	BAPVX	NA	NA	NA	NA	NA	NA	NA	NA	NA
Trigger Access Charge, per trigger, per DN, Term. Attempt										
NRC	BAPTT	\$49.64	NA	\$19.13	NA	\$41.08	\$39.30	\$72.76	\$73.02	NA
NRC - Disconnect	BAPTT	\$27.04	NA	NA	NA	\$18.60	\$37.70	NA	NA	NA
Trigger Access Charge, per trigger per DN, Off-Hook Delay										
NRC	BAPTD	\$49.64	NA	\$114.80	NA	\$41.08	\$39.30	\$72.76	\$73.02	NA
NRC - Disconnect	BAPTD	\$27.04	NA	NA	NA	\$18.60	\$37.70	NA	NA	NA
Trigger Access Charge, per trigger, per DN, Off-Hook Immediate										
NRC	BAPTM	\$49.64	NA	\$19.13	NA	\$41.08	\$39.30	\$72.76	\$73.02	NA
NRC - Disconnect	BAPTM	\$27.04	NA	NA	NA	\$18.60	\$37.70	NA	NA	NA
Trigger Access Charge, per trigger, per DN, 10-Digit PODP										
NRC	BAPTO	\$117.98	NA	\$70.06	NA	\$92.99	\$106.90	\$149.95	\$150.25	NA
NRC - Disconnect	BAPTO	\$37.90	NA	NA	NA	\$26.73	\$48.44	NA	NA	NA
Trigger Access Charge, per trigger, per DN, CDP										
NRC	BAPTC	\$117.98	NA	\$70.06	NA	\$92.99	\$106.90	\$149.95	\$150.25	NA
NRC - Disconnect	BAPTC	\$37.90	NA	NA	NA	\$26.73	\$48.44	NA	NA	NA

BELLSOUTH/Maxcess RATES  
NETWORK ELEMENTS  
AND OTHER SERVICES  
OSS/SWA 8XX/DATABASES

Attachment 2  
Exhibit C  
Rates - Page 5

DESCRIPTION		USOC	AL	FL	GA	KY	LA	MS	NC	SC	TN
	Trigger Access Charge, per trigger, per DN, Feature Code										
	NRC	BAPTF	\$117.98	NA	\$70.06	NA	\$92.99	\$106.90	\$149.95	\$150.25	NA
	NRC - Disconnect	BAPTF	\$37.90	NA	NA	NA	\$26.73	\$48.44	NA	NA	NA
	Query Charge, per query		\$0.024	NA	\$0.0209223	NA	\$0.03	\$0.0256138	\$0.02	\$0.0250662	NA
	Type 1 Node Charge, per AIN Toolkit Subscription, per node, per query		\$0.006	NA	\$0.0053137	NA	\$0.0065	\$0.0065161	\$0.005	\$0.0062979	NA
<b>SCP Storage Charge, per SMS Access Acct, per 100 Kb</b>		N/A	\$1.63	NA	\$1.46	NA	\$1.79	\$1.79	\$1.45	\$1.73	NA
<b>Monthly Report - per AIN Toolkit Service Subscription</b>		BAPMS	\$16.00	NA	\$15.96	NA	\$15.89	\$16.01	\$15.98	\$15.93	NA
	NRC	BAPMS	\$44.56	NA	\$22.64	NA	\$34.61	\$44.02	\$71.80	\$72.15	NA
	NRC - Disconnect	BAPMS	\$31.84	NA	NA	NA	\$21.97	\$31.28	NA	NA	NA
<b>Special Study - per AIN Toolkit Service Subscription</b>		BAPLS	\$0.10	NA	\$0.0861109	NA	\$0.08	\$0.0810536	\$0.08	\$0.0872769	NA
	NRC	BAPLS	\$47.74	NA	\$22.64	NA	\$37.77	\$47.21	\$47.20	\$47.35	NA
	NRC - Disconnect	BAPLS	\$15.90	NA	NA	NA	NA	NA	NA	NA	NA
<b>Call Event Report - per AIN Toolkit Service Subscription</b>		BAPDS	\$15.90	NA	\$15.87	NA	\$15.81	\$15.93	\$15.90	\$15.84	NA
	NRC	BAPDS	\$44.56	NA	\$22.64	NA	\$34.61	\$44.02	\$71.80	\$72.15	NA
	NRC - Disconnect	BAPDS	\$31.84	NA	NA	NA	\$21.97	\$31.28	NA	NA	NA
<b>Call Event special Study - per AIN Toolkit Service Subscription</b>		BAPES	\$0.003	NA	\$0.0028704	NA	\$0.0026	\$0.0027018	\$0.003	\$0.0029092	NA
	NRC	BAPES	\$47.74	NA	\$22.64	NA	\$37.77	\$47.21	\$47.20	\$47.35	NA
	NRC - Disconnect	BAPES	\$15.90	NA	NA	NA	\$37.77	NA	NA	NA	NA
<b>CALLING NAME (CNAM) QUERY SERVICE</b>											
<b>CNAM (Database Owner), Per Query</b>		N/A	\$0.016	\$0.016	\$0.016	\$0.016	\$0.016	\$0.016	\$0.016	\$0.016	\$0.016
<b>CNAM (Non-Database Owner), Per Query *</b>		N/A	\$0.01	\$0.01	\$0.01	\$0.01	\$0.01	\$0.01	\$0.01	\$0.01	\$0.01
	NRC, applicable when CLEC-1 uses the Character Based User Interface (CHUI)	N/A	\$595.00	\$595.00	\$595.00	\$595.00	\$595.00	\$595.00	\$595.00	\$595.00	\$595.00
* Volume and term arrangements are also available.											
<b>SELECTIVE ROUTING (Note 5)</b>											
<b>Per Line or PBX Trunk, each</b>			NA	NA	NA	\$10.00 (Interim)	NA	NA	NA	NA	TBD
	NRC		NA	NA	NA	NA	NA	NA	NA	NA	TBD
<b>Customized routing per unique line class code, per request, per switch</b>							NA	NA	NA	NA	NA
	NRC	USRCR	\$230.60	\$229.65	\$180.62	\$229.65	\$229.65	\$227.99	\$229.65	\$226.22	\$229.65
	NRC - Incremental Charge - Manual Service Order		\$25.93	NA	\$18.94	NA	NA	\$253.51	NA	\$27.84	NA
<b>VIRTUAL COLLOCATION</b>											
	NRC - Virtual Collocation - Application Cost - Manual	TBD	NA	NA	NA	NA	NA	NA	\$3,622.00	NA	NA
	NRC - Virtual Collocation - Cable Installation Cost per Cable - Manual	TBD	NA	NA	NA	NA	NA	NA	\$2,305.00	NA	NA
	RC - Virtual Collocation - Floor space per square feet	TBD	NA	NA	NA	NA	NA	NA	\$3.45	NA	NA
	RC - Virtual Collocation - Floor space power, per ampere	TBD	NA	NA	NA	NA	NA	NA	\$6.65	NA	NA
	RC - Virtual Collocation - Cable support structure, per entrance cable	TBD	NA	NA	NA	NA	NA	NA	\$18.66	NA	NA
<b>2-wire Cross-Connect</b>											
	RC	UEAC2	\$0.28	\$0.524	\$0.30	\$0.31	\$0.26	\$0.3996	\$0.09	\$0.3648	\$0.30
	NRC - 1st	UEAC2	\$30.76	\$11.57	\$12.60	\$54.21	\$23.04	\$30.93	\$41.78	\$41.50	\$19.20
	NRC - Add'l	UEAC2	\$29.40	\$11.57	\$12.60	\$51.07	\$22.11	\$29.59	\$39.23	\$38.94	\$19.20
	NRC - 1st - Manual Service Order	TBD	NA	NA	NA	NA	NA	NA	\$4.75	NA	NA
	NRC - Add'l - Manual Service Order	TBD	NA	NA	NA	NA	NA	NA	\$4.75	NA	NA
	NRC - Disconnect - 1st	UEAC2	\$12.75	NA	NA	NA	\$9.48	\$12.76	NA	NA	NA
	NRC - Disconnect - Add'l	UEAC2	\$11.38	NA	NA	NA	\$8.54	\$11.43	NA	NA	NA
<b>4-wire Cross-Connect</b>											
	RC	UEAC4	\$0.56	\$0.524	\$0.50	\$0.62	\$0.52	\$0.7992	\$0.18	\$0.7297	\$0.50
	NRC - 1st	UEAC4	\$66.71	\$11.57	\$12.60	\$54.23	\$23.23	\$31.17	\$41.91	\$41.56	\$19.20
	NRC - Add'l	UEAC4	\$50.43	\$11.57	\$12.60	\$50.96	\$22.24	\$29.77	\$39.25	\$38.90	\$19.20
	NRC - 1st - Manual Service Order	TBD	NA	NA	NA	NA	NA	NA	\$4.73	NA	NA
	NRC - Add'l - Manual Service Order	TBD	NA	NA	NA	NA	NA	NA	\$4.73	NA	NA
	NRC - Disconnect - 1st	UEAC4	\$12.82	NA	NA	NA	\$9.53	\$12.83	NA	NA	NA
	NRC - Disconnect - Add'l	UEAC4	\$11.39	NA	NA	NA	\$8.55	\$11.43	NA	NA	NA
<b>2-fiber Cross-Connect</b>											

BELLSOUTH/Maxcess RATES  
NETWORK ELEMENTS  
AND OTHER SERVICES  
OSS/SWA 8XX/DATABASES

Attachment 2  
Exhibit C  
Rates - Page 6

DESCRIPTION		USOC	AL	FL	GA	KY	LA	MS	NC	SC	TN
	RC	CNC2F	\$12.10	NA	\$15.64	\$15.64	\$19.13	\$15.64	\$15.99	\$15.06	\$15.64
	NRC - 1st	CNC2F	\$55.46	NA	\$41.56	\$41.56	\$41.07	\$41.56	\$67.34	\$69.28	\$41.56
	NRC - Add'l	CNC2F	\$39.18	NA	\$29.82	\$29.82	\$29.63	\$29.82	\$48.55	\$48.89	\$29.82
	NRC - Disconnect - 1st	CNC2F	\$16.83	NA	NA	NA	\$12.84	\$12.96	NA	NA	NA
	NRC - Disconnect - Add'l	CNC2F	\$13.27	NA	NA	NA	\$10.29	\$10.34	NA	NA	NA
<b>4-fiber Cross-Connect</b>											
	RC	CNC4F	\$21.75	NA	\$28.11	\$28.11	\$34.38	\$28.11	\$28.74	\$27.08	\$28.11
	NRC - 1st	CNC4F	\$66.71	NA	\$50.53	\$50.53	\$49.81	\$50.53	\$82.35	\$84.07	\$50.53
	NRC - Add'l	CNC4F	\$50.43	NA	\$38.78	\$38.78	\$38.37	\$38.78	\$63.56	\$63.68	\$38.78
	NRC - Disconnect - 1st	CNC4F	\$21.86	NA	NA	NA	\$16.75	\$16.97	NA	NA	NA
	NRC - Disconnect - Add'l	CNC4F	\$18.31	NA	NA	NA	\$14.20	\$14.35	NA	NA	NA
<b>DS1 Cross-Connects</b>											
	RC	TBD	NA	NA	NA	NA	NA	NA	\$0.97	NA	NA
	NRC - 1st	TBD	NA	NA	NA	NA	NA	NA	\$71.02	NA	NA
	NRC - Add'l	TBD	NA	NA	NA	NA	NA	NA	\$51.08	NA	NA
	NRC - Manual Service Order - 1st	TBD	NA	NA	NA	NA	NA	NA	\$4.70	NA	NA
	NRC - Manual Service Order - Add'l	TBD	NA	NA	NA	NA	NA	NA	\$4.70	NA	NA
<b>DS3 Cross-Connects</b>											
	RC	TBD	NA	NA	NA	NA	NA	NA	\$12.33	NA	NA
	NRC - 1st	TBD	NA	NA	NA	NA	NA	NA	\$69.84	NA	NA
	NRC - Add'l	TBD	NA	NA	NA	NA	NA	NA	\$49.43	NA	NA
	NRC - Manual Service Order - 1st	TBD	NA	NA	NA	NA	NA	NA	\$4.70	NA	NA
	NRC - Manual Service Order - Add'l	TBD	NA	NA	NA	NA	NA	NA	\$4.70	NA	NA
If no rate is identified in the contract, the rate for the specific service or function will be as set forth in applicable BellSouth tariff or as negotiated by the parties upon request by either party.											
	<b>1</b>	BellSouth and CLEC shall negotiate rates for this offering. If agreement is not reached within sixty (60) days of the Effective Date, either party may petition the Florida PSC to settle the disputed charge or charges. (FL)									
	<b>2</b>	This rate element is for those states w/o separate rates for 800 calls with 800 No. Delivery vs. POTS No. Delivery and calls with Optional Complex Features vs. w/o Optional Complex Features.									
	<b>3</b>	This charge is only applicable where signaling usage measurement or billing capability does not exist.									
	<b>4</b>	Prices for AIN to be determined upon development of mediation device. (TN)									
	<b>5</b>	Price for Line Class Codes for Selective Routing shall be determined by the TRA. (TN)									

BELLSOUTH/Maxcess RATES  
NETWORK ELEMENTS  
AND OTHER SERVICES  
OSS/SWA 8XX/DATABASES

Attachment 2  
Exhibit C  
Rates - Page 7

[illegible]

BELLSOUTH/Maxcess RATES  
NETWORK ELEMENTS  
AND OTHER SERVICES  
OSS/SWA 8XX/DATABASES

Attachment 2  
Exhibit C  
Rates - Page 8

[illegible]

BELLSOUTH/Maxcess RATES  
NETWORK ELEMENTS  
AND OTHER SERVICES  
OSS/SWA 8XX/DATABASES

Attachment 2  
Exhibit C  
Rates - Page 9

[illegible]

BELLSOUTH/Maxcess RATES  
NETWORK ELEMENTS  
AND OTHER SERVICES  
OSS/SWA 8XX/DATABASES

Attachment 2  
Exhibit C  
Rates - Page 10

[illegible]



BELLSOUTH/Maxcess RATES  
NETWORK ELEMENTS  
AND OTHER SERVICES  
OSS/SWA 8XX/DATABASES

Attachment 2  
Exhibit C  
Rates - Page 11

[illegible]

BELLSOUTH/Maxcess RATES  
NETWORK ELEMENTS  
AND OTHER SERVICES  
OSS/SWA 8XX/DATABASES

Attachment 2  
Exhibit C  
Rates - Page 12

[illegible]

**Attachment 3**  
**Network Interconnection**

## TABLE OF CONTENTS

<b>1. Network Interconnection .....</b>	<b>3</b>
<b>2. Interconnection Trunking Architectures .....</b>	<b>7</b>
<b>3. Network Design And Management For Interconnection .....</b>	<b>13</b>
<b>4. Local Dialing Parity .....</b>	<b>15</b>
<b>5. Interconnection Compensation .....</b>	<b>15</b>
<b>6. Frame Relay Service .....</b>	<b>23</b>
<b>7. Remote Access Server (RAS) Network Interconnection.....</b>	<b>26</b>
<b>8. Operational Support Systems (OSS) Rates.....</b>	<b>29</b>
<b>Rates.....</b>	<b>Exhibit A</b>
<b>Basic Architecture.....</b>	<b>Exhibit B</b>
<b>One-Way Trunking Architecture.....</b>	<b>Exhibit C</b>
<b>Two-Way Trunking Architecture.....</b>	<b>Exhibit D</b>
<b>Supergroup Architecture.....</b>	<b>Exhibit E</b>

The Parties shall provide interconnection with each other's networks for the transmission and routing of telephone exchange service (local) and exchange access (intraLATA toll and switched access) on the following terms:

**1. Network Interconnection**

All negotiated rates, terms and conditions set forth in this Attachment pertain to the provision of network interconnection.

- 1.1 Interconnection is available to both Parties through: (1) delivery of a Party's facilities to a collocation arrangement or Fiber Meet arrangement as defined in this Agreement; or (2) interconnection via purchase of facilities from the other Party. Interconnection may be provided by the Parties at any other technically feasible point. Requests to BellSouth for interconnection at other points may be made through the Bona Fide Request/New Business Request process set out in General Terms and Conditions.
- 1.2 Maxcess must establish, at a minimum, a single Point of Presence, Interface, and Interconnection with BellSouth within the LATA for the delivery of Maxcess's originated local and intraLATA toll traffic and for the receipt and delivery of transit traffic. If Maxcess chooses to interconnect at a single Point of Interconnection within a LATA, the interconnection must be at a BellSouth Access Tandem. Furthermore, Maxcess must establish Points of Interconnection at all BellSouth access and local tandems where Maxcess NXXs are "homed." A "Homing" arrangement is defined by a "Final" Trunk Group between the BellSouth Tandem and Maxcess End Office switch. A "Final" Trunk Group is the last choice telecommunications path between the Tandem and End Office switch. It is Maxcess's responsibility to enter its own NPA/NXX access and/or local tandem "homing" arrangements into the national Local Exchange Routing Guide (LERG).
- 1.2.1 In order for Maxcess to home its NPA/NXX(s) on a BellSouth Tandem, Maxcess's NPA/NXX(s) must be assigned to an Exchange Rate Center Area served by that BellSouth Tandem and as specified by BellSouth. The specified association between BellSouth Tandems and Exchange Rate Center Areas is defined in the Local Exchange Routing Guide (LERG) as it is revised from time to time.
- 1.3 A **Point of Presence (POP)** is the physical location (a structure where the environmental, power, air conditioning, etc. specifications for a Party's terminating equipment can be met) at which a Party establishes itself for obtaining

access to the other Party's network. The POP is the physical location within which the Point of Interfaces occur.

- 1.4      **A Point of Interface** is the physical telecommunications interface between BellSouth and Maxcess's interconnection functions. It establishes the technical interface and point of operational responsibility. The primary function of the Point of Interface is to serve as the terminus for the interconnection service. The Point of Interface has the following main characteristics:
1.      It is a cross-connect point to allow connection, disconnection, transfer or restoration of service.
  2.      It is a point where BellSouth and Maxcess can verify and maintain specific performance objectives.
  3.      It is specified according to the interface offered in the tariff or local interconnection agreement (for example: for DS1 service the FCC # 1 tariff specifies that the interface meets the technical specifications detailed in Generic Requirements GR-342-CORE, Issue 1, December 1995.)
  4.      The Parties provide their own equipment (CPE) to interface with the DS0, DS1, DS3, STS1 and/or OCn circuits on the customer premises.
- 1.5      The **Point of Interconnection** is the point at which the originating Party delivers its originated traffic to the terminating Party's first point of switching on the terminating Party's common (shared) network for call transport and termination. Points of Interconnection are available at either Access Tandems, Local Tandems, or End Offices as described in this Agreement. Maxcess's requested Point of Interconnection will also be used for the receipt and delivery of transit traffic at BellSouth Access and Local Tandems. Points of Interconnection established at the BellSouth Local Tandem apply only to Maxcess-originated local and local originating and terminating transit traffic.
- 1.6      Maxcess, at its option, shall establish Points of Presence and Points of Interface for the delivery of its originated local and intraLATA toll traffic to BellSouth. The Point of Interface may not necessarily be established at the Point of Interconnection.
- 1.7      BellSouth, at its option, shall designate the Points of Presence and Points of Interface for the delivery of its originated local and intraLATA toll traffic to Maxcess for call transport and termination by Maxcess. The Point of Interface may not necessarily be established at the Point of Interconnection.
- 1.8      Interconnection via Leased Dedicated Transport Facilities
- 1.8.1      The originating Party may purchase Local Channel facilities from the terminating Party from the originating Party's specified Point of Interface to its serving wire

center. The Parties agree that charges for such Local Channel facilities are as set forth in Exhibit A to this Attachment. If a nonrecurring or recurring rate is not identified in Exhibit A for a Local Channel, the rate shall be as set forth in the appropriate BellSouth intrastate or interstate tariff for switched access services.

- 1.8.2 Additionally, either Party may purchase Dedicated Interoffice Transport facilities from its designated serving wire center to the other Party's first point of switching. The Parties agree that charges for such Dedicated Transport facilities are as set forth in Exhibit A to this Attachment. If a nonrecurring or recurring rate is not identified in Exhibit A for Dedicated Transport, the rate shall be as set forth in the appropriate BellSouth intrastate or interstate tariff for switched access services.
- 1.8.3 For the purposes of this Attachment, **Local Channel** is defined as a switch transport facility between a Party's Point of Presence and its designated serving wire center.
- 1.8.4 For the purposes of this Attachment, **Serving Wire Center** is defined as the wire center owned by one Party from which the other Party would normally obtain dial tone for its Point of Presence.
- 1.8.5 For the purposes of this Attachment, **Dedicated Interoffice Transport** is defined as a switch transport facility between a Party's designated serving wire center and the first point of switching on the other Party's common (shared) network.
- 1.9 Fiber Meet
- 1.9.1 **Fiber Meet** is an interconnection arrangement whereby the Parties physically interconnect their networks via an optical fiber interface (as opposed to an electrical interface) at which one Party's facilities, provisioning, and maintenance responsibility begins and the other Party's responsibility ends (i.e. Point of Interface).
- 1.9.2 If Maxcess elects to interconnect with BellSouth pursuant to a Fiber Meet, Maxcess and BellSouth shall jointly engineer and operate a Synchronous Optical Network ("SONET") transmission system by which they shall interconnect their transmission and routing of local traffic via a Local Channel facility at either the DS0, DS1, or DS3 level. The Parties shall work jointly to determine the specific transmission system. However, Maxcess's SONET transmission must be compatible with BellSouth's equipment in the BellSouth Interconnection Wire Center. The same vendor's equipment and software version must be used, and the Data Communications Channel (DCC) must be turned off.

- 1.9.3 BellSouth shall, wholly at its own expense, procure, install and maintain the agreed upon SONET equipment in the BellSouth Interconnection Wire Center ("BIWC").
- 1.9.4 Maxcess shall, wholly at its own expense, procure, install and maintain the agreed upon SONET equipment in the Maxcess Interconnection Wire Center ("Maxcess Wire Center").
- 1.9.5 BellSouth shall designate a Point of Interface outside the BIWC as a Fiber Meet point, and shall make all necessary preparations to receive, and to allow and enable Maxcess to deliver, fiber optic facilities into the Point of Interface with sufficient spare length to reach the fusion splice point at the Point of Interface. BellSouth shall, wholly at its own expense, procure, install, and maintain the fusion splicing point in the Point of Interface. A Common Language Location Identification ("CLLI") code will be established for each Point of Interface. The code established must be a building type code. All orders shall originate from the Point of Interface (i.e., Point of Interface to Maxcess, Point of Interface to BellSouth).
- 1.9.6 Both Parties shall deliver and maintain such strands wholly at its own expense. Upon verbal request by Maxcess, BellSouth shall allow Maxcess access to the Fiber Meet entry point for maintenance purposes as promptly as possible.
- 1.9.7 The Parties shall jointly coordinate and undertake maintenance of the SONET transmission system. Each Party shall be responsible for maintaining the components of their own SONET transmission system.
- 1.9.8 Each Party will be responsible for (i) providing its own transport facilities to the Fiber Meet, and (ii) the cost to build-out its facilities to such Fiber Meet.
- 1.9.9 Neither Party shall charge the other for its portion of the Fiber Meet facility used exclusively for non-transit local traffic (i.e. the Local Channel). Charges incurred for other services including dedicated transport facilities to the Point of Interconnection if applicable will apply. Charges for Switched and Special Access Services shall be billed in accordance with the applicable Access Service tariff (i.e. the BellSouth Interstate or Intrastate Access Services Tariff).



## **2. Interconnection Trunking Architectures**

- 2.1 BellSouth and Maxcess shall establish interconnecting trunk groups and trunking configurations between networks including the establishment of one-way or two-way trunks in accordance with the following provisions set forth in this Agreement.
- 2.2 Any Maxcess interconnection request that deviates from the standard trunking architectures as described in this Agreement that affects traffic delivered to Maxcess from a BellSouth switch that requires special BellSouth switch translations and other network modifications will require Maxcess to submit a Bona Fide Request/New Business Request via the Bona Fide Request/New Business Request Process set forth in General Terms and Conditions.
- 2.3 All terms and conditions, as well as charges, both non-recurring and recurring, associated with interconnecting trunk groups between BellSouth and Maxcess not addressed in Exhibit A shall be as set forth in the appropriate BellSouth intrastate or interstate tariff for switched access services. For two-way trunking that carries the Parties' local and intraLATA toll traffic only, excluding trunking that carries Transit Traffic, the Parties shall be compensated for the nonrecurring and recurring charges for trunks and DS1 facilities at 50% of the applicable contractual or tariff rates for the services provided by each Party. Maxcess shall be responsible for ordering and paying for any two-way trunks carrying transit traffic. Furthermore, Maxcess shall be responsible for the compensation for two-way trunking that it orders for its local and intraLATA toll but utilizes unidirectionally.
- 2.4 Switched Access traffic will be delivered to and by IXC's based on Maxcess's NXX Access Tandem homing arrangement as specified by Maxcess in the national Local Exchange Routing Guide (LERG).
- 2.5 All trunk groups will be provisioned as Signaling System 7 (SS7) capable where technically feasible. If SS7 is not technically feasible multi-frequency (MF) protocol signaling shall be used.
- 2.6 In cases where Maxcess is also an IXC, the IXC's Feature Group D (FG D) trunking must remain separate from the local interconnection trunking.
- 2.7 Two-Way Trunking Requirements:
- The following requirements apply to two-way trunking that carries the Parties local and intraLATA toll.
1. Maxcess will initiate two-way trunk request. The use of and quantity of two way trunking shall be mutually agreed upon and shall be jointly provisioned.

2. The Point of Interface will be located at a mutually agreed location. If an agreement cannot be reached on the location of the Point of Interface, each company will establish its own Point of Interface and order one-way trunks.
3. BellSouth and Maxcess will jointly review the trunk forecast, as needed, on a periodic basis, or at least every six (6) months.
4. Maxcess will order trunks using access service request (ASR) process in place for Local Interconnection after the joint planning meeting takes place between BellSouth and Maxcess.
5. BellSouth and Maxcess must agree on traffic engineering parameters that will be used in the engineering of the trunk groups.
6. BellSouth and Maxcess must agree to meet and resolve service-affecting situations in a timely manner. This contact will normally be made through the Account Team.
7. Establishing a two-way trunk group does not preclude BellSouth or Maxcess from adding one-way trunk groups within the same Local Calling Area.
8. For technical reasons, two-way trunk groups may not be ordered to a BellSouth DMS100 Local Tandem or DMS100 End Office.
9. BellSouth will be responsible for the installation and maintenance of its trunks and facilities to the mutually agreed Point of Interface, and Maxcess will be responsible for the installation and maintenance of its trunks and facilities to the mutually agreed to Point of Interface.

## 2.8 BellSouth Access Tandem Interconnection Architectures

2.8.1 BellSouth Access Tandem Interconnection provides intratandem access to subtending end offices. BellSouth Multiple Tandem Access (MTA), described later in this Agreement, may be ordered using any of the following access tandem architectures.

### 2.8.2 Basic Architecture

2.8.2.1 In this architecture, Maxcess's originating Local and IntraLATA Toll and originating and terminating Transit Traffic is transported on a single two-way trunk group between Maxcess and BellSouth access tandem(s) within a LATA. This group carries intratandem Transit Traffic between Maxcess and Independent Companies, Interexchange Carriers, other CLECs and other network providers with which Maxcess desires interconnection and has the proper contractual arrangements. This group also carries Maxcess originated intertandem traffic

transiting a single BellSouth access tandem destined to third party tandems such as an Independent Company tandem or other CLEC tandem. BellSouth originated Local and IntraLATA Toll traffic is transported on a single one-way trunk group terminating to Maxcess. The Two-way Trunking Requirements described in this Attachment do not apply to this architecture. Other trunk groups for operator services, directory assistance, emergency services and intercept may be established if required. The LERG should be referenced for current routing and tandem serving arrangements. The Basic Architecture is illustrated in Exhibit B.

### 2.8.3 One-Way Trunking Architecture

2.8.3.1 In this architecture, the Parties interconnect using two one-way trunk groups. One one-way trunk group carries Maxcess-originated local and intraLATA toll traffic destined for BellSouth end-users. The other one-way trunk group carries BellSouth-originated local and intraLATA toll traffic destined for Maxcess end-users. A third two-way trunk group is established for Maxcess's originating and terminating Transit Traffic. This group carries intratandem Transit Traffic between Maxcess and Independent Companies, Interexchange Carriers, other CLECs and other network providers with which Maxcess desires interconnection and has the proper contractual arrangements. This group also carries Maxcess originated intertandem traffic transiting a single BellSouth access tandem destined to third party tandems such as an Independent Company tandem or other CLEC tandem. Other trunk groups for operator services, directory assistance, emergency services and intercept may be established if required. The LERG should be referenced for current routing and tandem serving arrangements. The One-Way Trunking Architecture is illustrated in Exhibit C.

### 2.8.4 Two-Way Trunking Architecture

2.8.4.1 The Two-Way Trunking Architecture establishes one two-way trunk group to carry local and intraLATA toll traffic between Maxcess and BellSouth. To establish this architecture, Maxcess and BellSouth must meet the Two-way Trunking Requirements described in this Attachment. In addition, a two-way transit trunk group must be established for Maxcess's originating and terminating Transit Traffic. This group carries intratandem Transit Traffic between Maxcess and Independent Companies, Interexchange Carriers, other CLECs and other network providers with which Maxcess desires interconnection and has the proper contractual arrangements. This group also carries Maxcess originated intertandem traffic transiting a single BellSouth access tandem destined to third party tandems such as an Independent Company tandem or other CLEC tandem. Other trunk groups for operator services, directory assistance, emergency services and intercept may be established if required. The LERG should be referenced for current routing and tandem serving arrangements. The Two-Way Trunking Architecture is illustrated in Exhibit D.

## 2.8.5 Supergroup Architecture

2.8.5.1 In the Supergroup Architecture, the Parties Local and IntraLATA Toll and Maxcess's Transit Traffic is exchanged on a single two-way trunk group between Maxcess and BellSouth. To establish this architecture, Maxcess and BellSouth must meet the Two-way Trunking Requirements described in this Attachment. This group carries intratandem Transit Traffic between Maxcess and Independent Companies, Interexchange Carriers, other CLECs and other network providers with which Maxcess desires interconnection and has the proper contractual arrangements. This group also carries Maxcess originated intertandem traffic transiting a single BellSouth access tandem destined to third party tandems such as an Independent Company tandem or other CLEC tandem. Other trunk groups for operator services, directory assistance, emergency services and intercept may be established if required. The LERG should be referenced for current routing and tandem serving arrangements. The Supergroup Architecture is illustrated in Exhibit E.

2.9 BellSouth **Multiple Tandem Access (MTA)** provides for LATA wide BellSouth transport and termination of Maxcess-originated intraLATA toll and local traffic, that is transported by BellSouth, by establishing a Point of Interconnection at a BellSouth access tandem with routing through multiple BellSouth access tandems as required. However, Maxcess must still establish Points of Interconnection at all BellSouth access tandems where Maxcess NXXs are "homed". If Maxcess does not have NXXs homed at a BellSouth access tandem within a LATA and elects not to establish Points of Interconnection at such BellSouth access tandem, Maxcess can order MTA in each BellSouth access tandem within the LATA where it does have a Point of Interconnection and BellSouth will terminate traffic to end-users served through those BellSouth access tandems where Maxcess does not have a Point of Interconnection. MTA shall be provisioned in accordance with BellSouth's Ordering Guidelines.

2.10 MTA does not include switched access traffic that transits the BellSouth network to an Interexchange Carrier (IXC). Switched Access traffic will be delivered to and by IXCs based on Maxcess's NXX Access Tandem homing arrangement as specified by Maxcess in the national Local Exchange Routing Guide (LERG).

2.11 For Maxcess-originated local and intraLATA toll traffic that BellSouth transports but is destined for termination by a third Party network (transit traffic), BellSouth MTA is required if multiple BellSouth access tandems are necessary to deliver the call to the third Party network.

2.12 The Parties agree that compensation for the BellSouth transport and/or termination of Maxcess's local and intraLATA toll traffic will be billed on a statewide basis at the applicable rates specified in Exhibit A to this Attachment

for local traffic and at the BellSouth intrastate switched access tariff rates for intraLATA toll traffic.

- 2.13 To the extent Maxcess does not purchase MTA in a calling area that has multiple access tandems serving the calling area as defined by BellSouth, Maxcess must establish Points of Interconnection to every access tandem in the calling area in order to serve the entire calling area. To the extent Maxcess does not purchase MTA and provides intraLATA toll service to its customers, it may be necessary for it to establish a Point of Interconnection to additional BellSouth access tandems that serve end offices outside the local calling area. To the extent Maxcess routes its traffic in such a way that utilizes BellSouth's MTA service without properly ordering MTA service, Maxcess agrees to pay BellSouth the associated transport and termination charges.
- 2.14 BellSouth End Office Interconnection
- 2.14.1 Maxcess may establish interconnection at BellSouth end offices for the delivery of Maxcess originated local and intralata toll traffic destined for BellSouth end-users served by that end-office.
- 2.14.2 When end office trunking is ordered by BellSouth to deliver BellSouth originated traffic to Maxcess, BellSouth will provide overflow routing through BellSouth tandems consistent with how BellSouth overflows its traffic. The overflow will be based on the homing arrangements Maxcess displays in the LERG. Likewise, if Maxcess interconnects to a BellSouth end office for delivery of Maxcess originated traffic, Maxcess will overflow the traffic through the BellSouth tandems based on the BellSouth homing arrangements shown in the LERG.
- 2.14.3 The Parties shall utilize direct end office trunking under the following conditions:
- (1) Tandem Exhaust - If a tandem through which the Parties are interconnected is unable to, or is forecasted to be unable to support additional traffic loads for any period of time, the Parties will mutually agree on an end office trunking plan that will alleviate the tandem capacity shortage and ensure completion of traffic between Maxcess and BellSouth's subscribers.
  - (2) Traffic Volume –To the extent either Party has the capability to measure the amount of traffic between a Maxcess switching center and a BellSouth end office, either Party shall install and retain direct end office trunking sufficient to handle actual or reasonably forecasted traffic volumes, whichever is greater, between a Maxcess switching center and a BellSouth end office where the traffic exceeds or is forecasted to exceed a single DS1 of local traffic per month. Either Party will install additional capacity between such points when overflow traffic between Maxcess's switching center and BellSouth's end office exceeds or is forecasted to exceed a single DS1 of local traffic per month. In the case of one way trunking, additional trunking shall only be

required by the Party whose trunking has achieved the preceding usage threshold.

- (3) Mutual Agreement - The Parties may install direct end office trunking upon mutual agreement in the absence of conditions (1) or (2) above and agreement will not unreasonably be withheld.

2.15 Local Tandem Interconnection.

2.15.1 This interconnection arrangement allows Maxcess to establish a Point of Interconnection at BellSouth local tandems for: (1) the delivery of Maxcess-originated local traffic transported and terminated by BellSouth to BellSouth end offices within the local calling area as defined in BellSouth's General Subscriber Services Tariff (GSST), section A3 served by those BellSouth local tandems, and (2) for local transit traffic transported by BellSouth for third party network providers who have also established Points of Interconnection at those BellSouth local tandems.

2.15.2 When a specified local calling area is served by more than one BellSouth local tandem, Maxcess must designate a "home" local tandem for each of its assigned NPA/NXXs and establish trunk connections to such local tandems. Additionally, Maxcess may choose to establish a Point of Interconnection at the BellSouth local tandems where it has no codes homing but is not required to do so. Maxcess may deliver local traffic to a "home" BellSouth local tandem that is destined for other BellSouth or third party network provider end offices subtending other BellSouth local tandems in the same local calling area where Maxcess does not choose to establish a Point of Interconnection. It is Maxcess's responsibility to enter its own NPA/NXX local tandem homing arrangements into the Local Exchange Routing Guide (LERG) either directly or via a vendor in order for other third party network providers to determine appropriate traffic routing to Maxcess's codes. Likewise, Maxcess shall obtain its routing information from the LERG.

2.15.3 Notwithstanding establishing Points of Interconnection to BellSouth's local tandems, Maxcess must also establish Points of Interconnection to BellSouth access tandems within the LATA on which Maxcess has NPA/NXXs homed for the delivery of Interexchange Carrier Switched Access (SWA) and toll traffic, and traffic to Type 2A CMRS connections located at the access tandems. BellSouth shall not switch SWA traffic through more than one BellSouth access tandem. SWA, Type 2A CMRS or toll traffic routed to the local tandem in error will not be backhauled to the BellSouth access tandem for completion. (Type 2A CMRS interconnection is defined in BellSouth's A35 General Subscriber Services Tariff.)

- 2.15.4 BellSouth's provisioning of local tandem interconnection assumes that Maxcess has executed the necessary local interconnection agreements with the other third party network providers subtending those local tandems as required by the Act.

### **3. Network Design And Management For Interconnection**

- 3.1 Network Management and Changes. Both Parties will work cooperatively with each other to install and maintain the most effective and reliable interconnected telecommunications networks, including but not limited to, the exchange of toll-free maintenance contact numbers and escalation procedures. Both Parties agree to provide public notice of changes in the information necessary for the transmission and routing of services using its local exchange facilities or networks, as well as of any other changes that would affect the interoperability of those facilities and networks.
- 3.2 Interconnection Technical Standards. The interconnection of all networks will be based upon accepted industry/national guidelines for transmission standards and traffic blocking criteria. Interconnecting facilities shall conform, at a minimum, to the telecommunications industry standard of DS-1 pursuant to Bellcore Standard No. TR-NWT-00499. Signal transfer point, Signaling System 7 ("SS7") connectivity is required at each interconnection point. BellSouth will provide out-of-band signaling using Common Channel Signaling Access Capability where technically and economically feasible, in accordance with the technical specifications set forth in the BellSouth Guidelines to Technical Publication, TR-TSV-000905. Facilities of each Party shall provide the necessary on-hook, off-hook answer and disconnect supervision and shall hand off calling number ID (Calling Party Number) when technically feasible.
- 3.3 Quality of Interconnection. The local interconnection for the transmission and routing of telephone exchange service and exchange access that each Party provides to each other will be at least equal in quality to what it provides to itself and any subsidiary or affiliate, where technically feasible, or to any other Party to which each Party provides local interconnection.
- 3.4 Network Management Controls. Both Parties will work cooperatively with each other to apply sound network management principles by invoking appropriate network management controls (e.g., call gapping) to alleviate or prevent network congestion.
- 3.5 Common Channel Signaling. Both Parties will provide LEC-to-LEC Common Channel Signaling ("CCS") to each other, where available, in conjunction with all traffic in order to enable full interoperability of CLASS features and functions except for call return. All CCS signaling parameters will be provided, including automatic number identification ("ANI"), originating line information ("OLI")

calling company category, charge number, etc. All privacy indicators will be honored, and each Party will cooperate with each other on the exchange of Transactional Capabilities Application Part ("TCAP") messages to facilitate full interoperability of CCS-based features between the respective networks. Neither Party shall alter the CCS parameters, or be a party to altering such parameters, or knowingly pass CCS parameters that have been altered in order to circumvent appropriate interconnection charges.

- 3.6        Signaling Call Information. BellSouth and Maxcess will send and receive 10 digits for local traffic. Additionally, BellSouth and Maxcess will exchange the proper call information, i.e. originated call company number and destination call company number, CIC, and OZZ, including all proper translations for routing between networks and any information necessary for billing.
- 3.7        Forecasting Requirements. The Parties shall exchange technical descriptions and forecasts of their interconnection and traffic requirements in sufficient detail necessary to establish the interconnections required to assure traffic completion to and from all customers in their respective designated service areas. In order for the Parties to provide as accurate reciprocal trunking forecasts as possible to each other, each Party must timely inform the other Party of any known or anticipated events that may affect reciprocal trunking requirements. If either Party is unable to provide such information, The Parties shall provide reciprocal trunking forecasts based only on existing trunk group growth and annual estimated percentage of subscriber line growth.
- 3.7.1      Both Parties shall meet every six months or at otherwise mutually agreeable intervals for the purpose of exchanging non-binding forecasts of its traffic and volume requirements for the interconnection and network elements provided under this Agreement, in the form and in such detail as agreed by the Parties. The Parties agree that each forecast provided under this Section shall be deemed "Confidential Information" in the General Terms and Conditions – Part A of this Agreement.
- 3.7.2      The trunk forecast should include trunk requirements for all of the interconnecting trunk groups for the current year plus the next two future years. The forecast meeting between the two companies may be a face-to-face meeting, video conference or audio conference. It may be held regionally or geographically. Ideally, these forecast meetings should be held at least semi-annually, or more often if the forecast is no longer usable. Updates to a forecast or portions thereof should be made whenever the Party providing the forecast deems that the latest trunk requirements exceed the original quantities by 24 trunks or 10%, whichever is greater. Either Party should notify the other Party if they have measurements indicating that a trunk group is exceeding its designed call carrying capacity and is



impacting other trunk groups in the network. Also, either Party should notify the other Party if they know of situations in which the traffic load is expected to increase significantly and thus affect the interconnecting trunk requirements as well as the trunk requirements within the other Party's network. The Parties agree that the forecast information provided under this Section shall be deemed "Confidential Information" as set forth in the General Terms and Conditions of this Agreement.

- 3.7.3 For a non-binding trunk forecast, agreement between the two Parties on the trunk quantities and the timeframe of those trunks does not imply any liability for failure to perform if the trunks are not available for use at the required time.

#### **4. Local Dialing Parity**

- 4.1 BellSouth and Maxcess shall provide local and toll dialing parity to each other with no unreasonable dialing delays. Dialing parity shall be provided for all originating telecommunications services that require dialing to route a call. BellSouth and Maxcess shall permit similarly situated telephone exchange service end users to dial the same number of digits to make a local telephone call notwithstanding the identity of the end user's or the called party's telecommunications service provider.

#### **5. Interconnection Compensation**

##### **5.1 Compensation for Call Transportation and Termination for Local Traffic**

- 5.1.1 For reciprocal compensation between the Parties pursuant to this Attachment, Local traffic is defined as any telephone call that is originated by an end user of one Party and terminated to an end user of the other Party within a given LATA on that other Party's network, except for those calls that are originated or terminated through switched access arrangements as established by the ruling regulatory body. The Parties have been unable to agree upon whether, pursuant to the FCC's Declaratory Ruling in Docket CC-99-98, Enhanced Service Provider ("ESP") and Information Service Provider ("ISP") traffic should be considered Local Traffic for purposes of this Agreement. Therefore, without prejudice to either Party's position concerning the nature of ESP and ISP traffic, the Parties agree that for purposes of this Agreement only, ESP and ISP traffic shall not be deemed Local Traffic in determining compensation to be exchanged between the Parties pursuant to Attachment 3, Section 5 of this Agreement.
- 5.1.2 When BellSouth chooses to purchase transport from Maxcess for delivery of BellSouth originated traffic to Maxcess, BellSouth will pay Maxcess for transporting BellSouth originated traffic from Maxcess' point of presence located

within the LATA in which the call originated to the V&H coordinates of the Maxcess terminating NPA/NXX in the same LATA.

- 5.1.3 The delivery of traffic which transits the BellSouth network and is transported to another carrier's network is excluded from any BellSouth billing guarantees and will be delivered at the rates stipulated in this Agreement to a terminating carrier. BellSouth agrees to deliver this traffic to the terminating carrier; provided, however, that Maxcess is solely responsible for negotiating and executing any appropriate contractual agreements with the terminating carrier for the receipt of this traffic through the BellSouth network. BellSouth will not be liable for any compensation to the terminating carrier or to Maxcess. Maxcess agrees to compensate BellSouth for the use of BellSouth switching and transport used for the delivery of transit traffic to a connecting carrier on behalf of Maxcess. Additionally, the Parties agree that any billing to a third party or other telecommunications carrier under this section shall be pursuant to MECAB procedures.
- 5.1.4 ESP/ISP Traffic. The Parties have been unable to agree upon whether or, if so, how the Parties should compensate each other under this Agreement for traffic directed to ESPs and ISPs, and they have been unable to agree upon which governmental body or tribunal ultimately has jurisdiction to decide that issue. Therefore, the Parties have agreed to defer resolution of such issues in accordance with this Section 5.1.4. Only for purposes of this Agreement and for traffic between the Parties originating from and directed to the exchanges subject to this Agreement, and without prejudice to either Party's position regarding compensation for ESP and ISP traffic or regarding the jurisdictional authority of any Commission over such issue, the Parties agree as follows:
- 5.1.5 The Parties agree to act in accordance with Section 5.1.6 if either of the following occurs: (i) the FCC's issuance of an order subsequent to its Notice of Proposed Rulemaking in CC Docket 96-98 adopted February 25, 1999, governing compensation for traffic directed to an ESP or ISP on a prospective basis ("Order"), or (ii) a state Commission's issuance of a ruling ("State Order") in a generic proceeding governing compensation for ISP and ESP traffic unrelated to any specific contract(s) or contractual interpretation and made applicable to all carriers or to the Parties specifically, including any ruling based upon the FCC's issuance of rules establishing a process for negotiation and arbitration of issues related to compensation for traffic directed to ESPs and ISPs.
- 5.1.6 If either of the events described in 5.1.5 occurs, then upon such FCC Order or State Order becoming effective, the Parties will pay such ordered compensation, if any, retroactively from the effective date of this Agreement to the date of expiration of this Agreement, regardless of the length of any appeals thereof, and regardless of whether this Agreement has expired as of the time that the Order or State Order is issued or becomes effective. The Parties acknowledge that the

terms of any State Order shall apply solely to the state for which the same is issued unless the Parties expressly agree otherwise in writing.

- 5.1.7 The Parties shall use best efforts to segregate for billing purposes ESP and ISP traffic from Local Traffic as otherwise defined herein. Throughout the term of this Agreement, the Parties will maintain billing records identifying all ESP and ISP traffic as stated in the General Terms and Conditions of this Agreement, and will act in good faith, utilizing their best efforts to track ISP or ESP traffic accurately. Any information exchanged by the Parties will be treated by the Parties as proprietary and confidential pursuant to section 9 of the General Terms and Conditions of this Agreement.
- 5.1.8 For the purposes of this Attachment, **Common (Shared) Transport** is defined as the transport of the originating Party's traffic by the terminating Party over the terminating Party's common (shared) facilities between the terminating Party's tandem switch and end office switch and/or between the terminating Party's tandem switches.
- 5.1.9 For the purposes of this Attachment, **Tandem Switching** is defined as the function that establishes a communications path between two switching offices through a third switching office (the Tandem switch).
- 5.1.10 For the purposes of this Attachment, **End Office Switching** is defined as the function that establishes a communications path between the trunk side and line side of the End Office switch.
- 5.1.11 If Maxcess utilizes a switch outside the LATA and BellSouth chooses to purchase dedicated or common (shared) transport from Maxcess for transport and termination of BellSouth originated traffic, BellSouth will pay Maxcess no more than the airline miles between the V & H coordinates of the Point of Interface within the LATA where Maxcess receives the BellSouth-originated traffic and the V & H coordinates of the BellSouth Exchange Rate Center Area that the Maxcess terminating NPA/NXX is associated in the same LATA. For these situations, BellSouth will compensate Maxcess at either dedicated or common (shared) transport rates specified in Exhibit A and based upon the functions provided by Maxcess as defined in this Attachment.
- 5.1.12 Neither Party shall represent access services traffic as Local Traffic for purposes of payment of reciprocal compensation.
- 5.1.13. Pursuant to the definition of Local Traffic in this Attachment, and for the purpose of delivery of BellSouth originating traffic to Maxcess, BellSouth shall pay to Maxcess reciprocal compensation for Local Traffic delivered to Maxcess end users physically located within the LATA in which the call originated and within which the Maxcess end user's NPA/NXX is assigned. If Maxcess assigns

NPA/NXXs to specific BellSouth rate centers within the LATA and assigns numbers from those NPA/NXXs to Maxcess end users physically located outside of that LATA, BellSouth traffic originating from within the LATA where the NPA/NXXs are assigned and delivered to a Maxcess customer physically located outside of such LATA, shall not be deemed Local Traffic, and no compensation from BellSouth to Maxcess shall be due therefor. Further, Maxcess agrees to identify such interLATA traffic to BellSouth and to compensate BellSouth for originating and transporting such interLATA traffic to Maxcess at BellSouth's tariffed switched access rates..

- 5.1.14 If Maxcess does not identify such interLATA traffic to BellSouth, to the best of BellSouth's ability BellSouth will determine which whole Maxcess NPA/NXXs on which to charge the applicable rates for originating network access service as reflected in BellSouth's Access Service Tariff. BellSouth shall make appropriate billing adjustments if Maxcess can provide sufficient information for BellSouth to determine whether or not said traffic is Local Traffic.
- 5.2 Percent Local Use. Each Party will report to the other a Percentage Local Usage ("PLU"). The application of the PLU will determine the amount of local minutes to be billed to the other Party. For purposes of developing the PLU, each Party shall consider every local call and every long distance call, excluding transit traffic. By the first of January, April, July and October of each year, each Party shall provide a positive report updating the PLU. Requirements associated with PLU calculation and reporting shall be as set forth in BellSouth's Percent Local Use Reporting Guidebook, as it is amended from time to time. Notwithstanding the foregoing, where the terminating Party has message recording technology that identifies the jurisdiction of traffic terminated as defined in this Agreement, such information, in lieu of the PLU factor, shall at the terminating Party's option be utilized to determine the appropriate local usage compensation to be paid.
- 5.3 Percentage Interstate Usage. In the case where Maxcess desires to terminate its local traffic over or co-mingled on its switched access Feature Group D trunks, Maxcess will be required to provide a projected Percentage Interstate Usage ("PIU") to BellSouth. All jurisdictional report requirements, rules and regulations for Interexchange Carriers specified in BellSouth's Intrastate Access Services Tariff will apply to Maxcess. After interstate and intrastate traffic percentages have been determined by use of PIU procedures, the PLU factor will be used for application and billing of local interconnection. Notwithstanding the foregoing, where the terminating Party has message recording technology that identifies the jurisdiction of traffic terminated as defined in this Agreement, such information, in lieu of the PIU and PLU factor, shall at the terminating Party's option be utilized to determine the appropriate local usage compensation to be paid.
- 5.4 Audits. On thirty (30) days written notice, each Party must provide the other the ability and opportunity to conduct an annual audit to ensure the proper billing of

traffic. BellSouth and Maxcess shall retain records of call detail for a minimum of nine months from which a PLU and/or PIU can be ascertained. The audit shall be accomplished during normal business hours at an office designated by the Party being audited. Audit requests shall not be submitted more frequently than one (1) time per calendar year. Audits shall be performed by a mutually acceptable independent auditors paid for by the Party requesting the audit. The PLU and/or PIU shall be adjusted based upon the audit results and shall apply to the usage for the quarter the audit was completed, to the usage for the quarter prior to the completion of the audit, and to the usage for the two quarters following the completion of the audit. If, as a result of an audit, either Party is found to have overstated the PLU and/or PIU by twenty percentage points (20%) or more, that Party shall reimburse the auditing Party for the cost of the audit.

## 5.5 Rate True-up

**This section applies only to Tennessee and other rates that are interim or expressly subject to true-up under this attachment.**

- 5.5.1 The interim prices for Unbundled Network Elements and Other Services and Local Interconnection shall be subject to true-up according to the following procedures:
- 5.5.2 The interim prices shall be true-up, either up or down, based on final prices determined either by further agreement between the Parties, or by a final order (including any appeals) of the Commission which final order meets the criteria of (3) below. The Parties shall implement the true-up by comparing the actual volumes and demand for each item, together with interim prices for each item, with the final prices determined for each item. Each Party shall keep its own records upon which the true-up can be based, and any final payment from one Party to the other shall be in an amount agreed upon by the Parties based on such records. In the event of any disagreement as between the records or the Parties regarding the amount of such true-up, the Parties agree that the body having jurisdiction over the matter shall be called upon to resolve such differences, or the Parties may mutually agree to submit the matter to the Dispute Resolution process in accordance with the provisions of Section 12 of the General Terms and Conditions and Attachment 1 of the Agreement.
- 5.5.3 The Parties may continue to negotiate toward final prices, but in the event that no such agreement is reached within nine (9) months, either Party may petition the Commission to resolve such disputes and to determine final prices for each item. Alternatively, upon mutual agreement, the Parties may submit the matter to the Dispute Resolution Process set forth in the General Terms and Conditions of the Agreement, so long as they file the resulting Agreement with the Commission as a “negotiated agreement” under Section 252(e) of the Act.

- 5.5.4 A final order of this Commission that forms the basis of a true-up shall be the final order as to prices based on appropriate cost studies, or potentially may be a final order in any other Commission proceeding which meets the following criteria:
- (a) BellSouth and CLEC is entitled to be a full Party to the proceeding;
  - (b) It shall apply the provisions of the federal Telecommunications Act of 1996, including but not limited to Section 252(d)(1) (which contains pricing standards) and all then-effective implementing rules and regulations; and,
  - (c) It shall include as an issue the geographic deaveraging of unbundled element prices, which deaveraged prices, if any are required by said final order, shall form the basis of any true-up.
- 5.6 Compensation for IntraLATA Toll Traffic
- 5.6.1 IntraLATA Toll Traffic. IntraLATA Toll Traffic is defined as any telephone call that is not local or switched access per this Agreement.
- 5.6.2 Compensation for intraLATA toll traffic. For terminating its intraLATA toll traffic on the other company's network, the originating Party will pay the terminating Party BellSouth's current intrastate or interstate, whichever is appropriate, terminating switched access tariff rates as set forth in BellSouth's Intrastate or Interstate Access Services Tariff. The appropriate charges will be determined by the routing of the call. If Maxcess is the BellSouth end user's presubscribed interexchange carrier or if the BellSouth end user uses Maxcess as an interexchange carrier on a 101XXXX basis, BellSouth will charge Maxcess the appropriate BellSouth tariff charges for originating switched access services.
- 5.6.3 Compensation for 8XX Traffic. Each Party shall compensate the other pursuant to the appropriate switched access charges, including the database query charge as set forth in the BellSouth intrastate or interstate switched access tariffs.
- 5.6.4 Records for 8XX Billing. Each Party will provide to the other the appropriate records necessary for billing intraLATA 8XX customers. The records provided will be in a standard EMI format for a fee of \$0.013 per record.
- 5.6.5 8XX Access Screening. If Maxcess chooses to use BellSouth, BellSouth's provision of 8XX TFD to Maxcess requires interconnection from Maxcess to BellSouth 8XX SCP. Such interconnections shall be established pursuant to BellSouth's Common Channel Signaling Interconnection Guidelines and Bellcore's CCS Network Interface Specification document, TR-TSV-000905. Maxcess shall establish CCS7 interconnection at the BellSouth Local Signal Transfer Points serving the BellSouth 8XX SCPs that Maxcess desires to query.

The terms and conditions for 8XX TFD are set out in BellSouth's Intrastate Access Services Tariff as amended.

5.7 Mutual Provision of Switched Access Service

5.7.1 Switched Access Traffic. Switched Access Traffic is as defined in the BellSouth Access Tariff and in this agreement.

5.7.2 When Maxcess's end office switch, subtending the BellSouth Access Tandem switch for receipt or delivery of switched access traffic, provides an access service connection to or from an interexchange carrier ("IXC") by either a direct trunk group to the IXC utilizing BellSouth facilities, or via BellSouth's tandem switch, each Party will provide its own access services to the IXC on a multi-bill, multi-tariff meet-point basis. Each Party will bill its own access services rates to the IXC with the exception of the interconnection charge. The interconnection charge will be billed by the Party providing the end office function. Each party will use the Multiple Exchange Carrier Access Billing (MECAB) system to establish meet point billing for all applicable traffic. Thirty (30)-day billing periods will be employed for these arrangements. The recording Party agrees to provide to the initial billing Party, at no charge, the switched access detailed usage data within no more than sixty (60) days after the recording date. The initial billing Party will provide the switched access summary usage data to all subsequent billing Parties within 10 days of rendering the initial bill to the IXC. Each Party will notify the other when it is not feasible to meet these requirements so that the customers may be notified for any necessary revenue accrual associated with the significantly delayed recording or billing. As business requirements change data reporting requirements may be modified as necessary.

5.7.3 Each Party will retain for a minimum period of sixty (60) days, access message detail sufficient to recreate any data which is lost or damaged by their company or any third party involved in processing or transporting data.

5.7.4 Each Party agrees to recreate the lost or damaged data within forty-eight (48) hours of notification by the other or by an authorized third party handling the data.

5.7.5 Each Party also agrees to process the recreated data within forty-eight (48) hours of receipt at its data processing center.

5.7.6 All claims should be filed with the other Party within 120 days of the receipt of the date of the unbillable usage.

5.7.7 The Initial Billing Party shall keep records of its billing activities relating to jointly-provided Intrastate and Interstate access services in sufficient detail to

permit the Subsequent Billing Party to, by formal or informal review or audit, to verify the accuracy and reasonableness of the jointly-provided access billing data provided by the Initial billing Party. Each Party agrees to cooperate in such formal or informal reviews or audits and further agrees to jointly review the findings of such reviews or audits in order to resolve any differences concerning the findings thereof.

5.7.8 Maxcess agrees not to deliver switched access traffic to BellSouth for termination except over switched access trunks and facilities.

5.8 Transit Traffic Service. BellSouth shall provide tandem switching and transport services for Maxcess's transit traffic. Transit traffic is traffic originating on Maxcess's network that is switched and/or transported by BellSouth and delivered to a third party's network, or traffic originating on a third Party's network that is switched and/or transported by BellSouth and delivered to Maxcess's network . Rates for local transit traffic shall be the applicable call transport and termination charges as set forth in Exhibit A to this Attachment. Rates for intraLATA toll and Switched Access transit traffic shall be the applicable call transport and termination charges as set forth in BellSouth Interstate or Intrastate Switched Access tariffs. Switched Access transit traffic presumes that Maxcess's end office is subtending the BellSouth Access Tandem for switched access traffic to and from Maxcess's end users utilizing BellSouth facilities, either by direct trunks with the IXC, or via the BellSouth Access Tandem. Billing associated with all transit traffic shall be pursuant to Multiple Exchange Carrier Access Billing (MECAB) procedures. Wireless Type 1 traffic shall not be treated as transit traffic from a routing or billing perspective. Wireless Type 2A traffic shall not be treated as transit traffic from a routing or billing perspective until BellSouth and the Wireless carrier have the capability to properly meet-point-bill in accordance with MECAB guidelines

5.8.1 The delivery of traffic which transits the BellSouth network and is transported to another carrier's network is excluded from any BellSouth billing guarantees and will be delivered at the rates stipulated in this Agreement to a terminating carrier. BellSouth agrees to deliver this traffic to the terminating carrier; provided, however, that Maxcess is solely responsible for negotiating and executing any appropriate contractual agreements with the terminating carrier for the receipt of this traffic through the BellSouth network. BellSouth will not be liable for any compensation to the terminating carrier or to Maxcess. Maxcess agrees to compensate BellSouth for any transport charges or costs for the delivery of transit traffic to a connecting carrier on behalf of Maxcess. Additionally, the Parties agree that any billing to a third party or other telecommunications carrier under this section shall be pursuant to MECAB procedures.



## **6. Frame Relay Service**

- 6.1 In addition to the Local Interconnection services set forth above, BellSouth will offer a network to network Interconnection arrangement between BellSouth's and Maxcess's frame relay switches as set forth below. The following provisions will apply only to Frame Relay Service and Exchange Access Frame Relay Service in those states in which Maxcess is certified and providing Frame Relay Service as a Local Exchange Carrier and where traffic is being exchanged between Maxcess and BellSouth Frame Relay Switches in the same LATA.
- 6.2 The Parties agree to establish two-way Frame Relay facilities between their respective Frame Relay Switches to the mutually agreed upon Frame Relay Service point(s) of interconnection ("POI(s)") within the LATA. All POIs shall be within the same Frame Relay Network Serving Areas as defined in Section A40 of BellSouth's General Subscriber Service Tariff except as set forth in this Attachment.
- 6.3 Upon the request of either Party, such interconnection will be established where BellSouth and Maxcess have Frame Relay Switches in the same LATA. Where there are multiple Frame Relay switches in one central office, an interconnection with any one of the switches will be considered an interconnection with all of the switches at that central office for purposes of routing packet traffic.
- 6.4 The Parties agree to provision local and IntraLATA Frame Relay Service and Exchange Access Frame Relay Service (both intrastate and interstate) over Frame Relay interconnection facilities between the respective Frame Relay switches and the POIs.
- 6.5 The Parties agree to assess each other reciprocal charges for the facilities that each provides to the other according to the Percent Local Circuit Use Factor (PLCU), determined as follows:
- 6.5.1 If the data packets originate and terminate in locations in the same LATA, and consistent with the local definitions of the Agreement, the traffic is considered local. Frame Relay framed packet data is transported within Virtual Circuits (VC). For the purposes of this Agreement, if all the data packets transported within a VC remain within the LATA, then consistent with the local definitions in this Agreement, the traffic on that VC is local ("Local VC").
- 6.5.2 If the originating and terminating locations of the two way packet data traffic are not in the same LATA, the traffic on that VC is interLATA ("InterLATA VC").
- 6.5.3 The PLCU is determined by dividing the total number of Local VCs, by the total number of VCs on each Frame Relay facility. To facilitate implementation, Maxcess may determine its PLCU in aggregate, by dividing the total number of

Local VCs in a given LATA by the total number VCs in that LATA. The Parties agree to renegotiate the method for determining PLCU, at BellSouth's request, and within 90 days, if BellSouth notifies Maxcess that it has found that this method does not adequately represent the PLCU.

- 6.5.4 If there are no VCs on a facility when it is billed, the PLCU will be zero.
- 6.5.5 BellSouth will provide the circuit between the Parties' respective Frame Relay Switches. The Parties will be compensated as follows: BellSouth will invoice, and Maxcess will pay, the total non-recurring and recurring charges for the circuit based upon the rates set forth in BellSouth's Interstate Access Tariff, FCC No. 1. Maxcess will then invoice, and BellSouth will pay, an amount calculated by multiplying the BellSouth billed charges for the circuit by one-half of Maxcess's PLCU.
- 6.6 The Parties agree to compensate each other for Frame Relay network-to-network interface (NNI) ports based upon the NNI rates set forth in BellSouth's Interstate Access Tariff, FCC No. 1. Compensation for each pair of NNI ports will be calculated as follows: BellSouth will invoice, and Maxcess will pay, the total non-recurring and recurring charges for the NNI port. Maxcess will then invoice, and BellSouth will pay, an amount calculated by multiplying the BellSouth billed non-recurring and recurring charges for the NNI port by Maxcess's PLCU.
- 6.7 Each Party agrees that there will be no charges to the other Party for its own subscriber's Permanent Virtual Circuit (PVC) rate elements for the local PVC segment from its Frame Relay switch to its own subscriber's premises. PVC rate elements include the Data Link Connection Identifier (DLCI) and Committed Information Rate (CIR).
- 6.8 For the PVC segment between the Maxcess and BellSouth Frame Relay switches, compensation for the PVC charges is based upon the rates in BellSouth's Interstate Access Tariff, FCC No. 1.
- 6.9 Compensation for PVC rate elements will be calculated as follows:
  - 6.9.1 If Maxcess orders a VC connection between a BellSouth subscriber's PVC segment and a PVC segment from the BellSouth Frame Relay switch to the Maxcess Frame Relay switch, BellSouth will invoice, and Maxcess will pay, the total non-recurring and recurring PVC charges for the PVC segment between the BellSouth and Maxcess Frame Relay switches. If the VC is a Local VC, Maxcess will then invoice and BellSouth will pay, the total nonrecurring and recurring PVC charges billed for that segment. If the VC is not local, no compensation will be paid to Maxcess for the PVC segment.

- 6.9.2 If BellSouth orders a Local VC connection between a Maxcess subscriber's PVC segment and a PVC segment from the Maxcess Frame Relay switch to the BellSouth Frame Relay switch, BellSouth will invoice, and Maxcess will pay, the total non-recurring and recurring PVC and CIR charges for the PVC segment between the BellSouth and Maxcess Frame Relay switches. If the VC is a Local VC, Maxcess will then invoice and BellSouth will pay the total non-recurring and recurring PVC and CIR charges billed for that segment. If the VC is not local, no compensation will be paid to Maxcess for the PVC segment.
- 6.9.3 The Parties agree to compensate each other for requests to change a PVC segment or PVC service order record, according to the Feature Change charge as set forth in the BellSouth access tariff BellSouth Tariff FCC No, 1.
- 6.9.4 If Maxcess requests a change, BellSouth will invoice and Maxcess will pay a Feature Change charge for each affected PVC segment.
- 6.9.4.1 If BellSouth requests a change to a Local VC, Maxcess will invoice and BellSouth will pay a Feature Change charge for each affected PVC segment.
- 6.9.5 The Parties agree to limit the sum of the CIR for the VCs on a DS1 NNI port to not more than three times the port speed, or not more than six times the port speed on a DS3 NNI port.
- 6.9.6 Except as expressly provided herein, this Agreement does not address or alter in any way either Party's provision of Exchange Access Frame Relay Service or interLATA Frame Relay Service. All charges by each Party to the other for carriage of Exchange Access Frame Relay Service or interLATA Frame Relay Service are included in the BellSouth access tariff BellSouth Tariff FCC No, 1.
- 6.10 Maxcess will identify and report quarterly to BellSouth the PLCU of the Frame Relay facilities it uses, per section 8.5.3 above.
- 6.11 Either Party may request a review or audit of the various service components, consistent with the provisions of section E2 of the BellSouth State Access Services tariffs or Section 2 of the BellSouth FCC No.1 Tariff.
- 6.12 If during the term of this Agreement, BellSouth obtains authority to provide interLATA Frame Relay in any State, the Parties agree to renegotiate this arrangement for the exchange of Frame Relay Service Traffic within one hundred eighty (180) days of the date BellSouth receives interLATA authority. In the event the Parties fail to renegotiate this Section 8 within the one hundred eighty day period, they will submit this matter to the appropriate State commission(s) for resolution.

## **7. Remote Access Server (RAS) Network Interconnection**

- 7.1 The Parties agree that the Remote Access Server (RAS) is a specialized internet traffic concentration device designed to concentrate traffic to specific Internet Service Providers (ISPs), and as such is telecommunications equipment, but is not an end office switch or equivalent facility, and thus is not subject to call transport and termination requirements under FCC Rule 51.711.
- 7.2 The Parties further agree that the purpose of the Maxcess RAS service offering is to move Internet traffic off the Public Switched Telephone Network (PSTN) terminating end office switch.
- 7.3 Maxcess shall configure Maxcess's RAS device in such a manner as to eliminate the provisioning of enhanced services as defined by the Federal Communications Commission, such as but not limited to, user authentication, security, usage measurement, billing control and protocol conversion.
- 7.4 BellSouth agrees to deliver BellSouth originated and transit traffic intended for Maxcess's end users to Maxcess's RAS device pursuant to the terms and conditions of this Agreement.
- 7.5 NPA/NXX Code Assignment and Homing
- 7.5.1 Maxcess shall assign unique NPA/NXXs to Maxcess's RAS specifically for Internet traffic routing purposes.
- 7.5.2 Maxcess shall home its NPA/NXX(s) on the BellSouth Tandem serving the Exchange Rate Center to which Maxcess assigns Maxcess's RAS NPA/NXX(s). The specified association between BellSouth Tandems and Exchange Rate Center Areas is defined in the LERG.
- 7.6 Direct Trunks Between Maxcess's RAS And BellSouth End Offices
- 7.6.1 The Parties shall utilize direct end office to RAS trunks pursuant to the following conditions:
- 7.6.1.1 Tandem Exhaust - If a BellSouth tandem through which Maxcess is interconnected is unable to, or is forecasted to be unable to support additional traffic loads for any period of time, the Parties will mutually agree on an end office trunking plan that will alleviate the BellSouth tandem capacity shortage and ensure completion of traffic between Maxcess's and BellSouth's subscribers.
- 7.6.1.2 Maxcess agrees to order, install and retain direct end office to RAS trunks sufficient to handle actual and reasonably forecasted traffic exceeding a single DS1 of traffic per month.

- 7.6.1.3 Maxcess also agrees to order direct end office to RAS trunks within 30 days of a request by BellSouth if the end office traffic is exceeding or is forecasted to exceed a DS1 of traffic. If Maxcess does not order direct trunks within those 30 days, Maxcess agrees to pay to BellSouth, beginning the following month, the common transport, tandem switching and tandem shared trunk port per minute of use rates reflected in Exhibit A of this Agreement for traffic delivered to Maxcess's RAS via BellSouth's tandem switch until such direct trunks are activated.
- 7.6.1.4 Maxcess shall install additional capacity between BellSouth end offices and Maxcess's RAS devices when overflow traffic between end offices and a RAS device exceeds or is reasonably forecasted to exceed a single DS1 of traffic per month.
- 7.6.1.5 The Parties may install direct end office to RAS trunks upon mutual agreement.
- 7.7 Trunks Between a RAS and Tandem Switches
- 7.7.1 Pursuant to the preceding paragraphs regarding direct trunks between a RAS and the originating end offices, the Maxcess agrees to order, install and retain trunking to the BellSouth tandem switch sufficient to handle actual and forecasted traffic volumes routed to Maxcess's RAS via the BellSouth tandem.
- 7.7.2 Maxcess shall order and establish the necessary trunk groups to each BellSouth tandem switch on which Maxcess has homed Maxcess NPA/NXXs for transit traffic and traffic between Maxcess and BellSouth and as defined in the LERG.
- 7.7.3 A **RAS Point of Interface** is the physical telecommunications interface between BellSouth and Maxcess's interconnection functions. It establishes the technical interface and point of operational responsibility. The primary function of the RAS Point of Interface is to serve as the terminus for the interconnection service.
- 7.7.3.1 At a minimum, Maxcess must establish a RAS Point Of Interface at each BellSouth access tandem serving an Exchange Rate Center to which Maxcess has assigned a RAS NPA/NXX in the LATA.
- 7.7.3.2 Maxcess agrees to establish, within four months of a request of BellSouth, a Point Of Interface at a BellSouth end office or tandem switch location where the traffic to Maxcess's RAS has reached or is forecasted to reach one DS3 or more within six months.
- 7.7.3.3 The RAS Point of Interface has the following main characteristics:

- 7.7.3.3.1 It is a cross-connect point to allow connection, disconnection, transfer or restoration of service.
- 7.7.3.3.2 It is a point where BellSouth and Maxcess can verify and maintain specific performance objectives.
- 7.7.3.3.3 It is specified according to the interface offered in the tariff or interconnection Agreement (for example: for DS1 service, the FCC # 1 tariff specifies that the interface meets the technical specifications detailed in Generic Requirements GR-342-CORE, Issue 1, December 1995.)
- 7.7.3.3.4 The Parties provide their own equipment (CPE) to interface with the DS0, DS1, DS3, STS1 and/or OCn circuits on the customer premises.
- 7.7.4 The **RAS Point of Interconnection** is the trunk group termination location at which BellSouth delivers BellSouth originated traffic to the Maxcess's RAS on Maxcess's network. Maxcess's requested Point of Interconnection shall also be used for the receipt of transit trunk groups for transit traffic at BellSouth Access and/or Local Tandems pursuant to the terms and conditions of this Agreement. Points of Interconnection established at the BellSouth Local Tandem apply only to local traffic and local originating transit traffic as defined by BellSouth.
- 7.7.5 Pursuant to the terms and conditions in this Agreement, BellSouth agrees to deliver BellSouth originating traffic to Maxcess's RAS Points of Interface as established by Maxcess. A Point of Interface may not necessarily be established at a Point of Interconnection.
- 7.7.6 Maxcess agrees to compensate BellSouth for transport and switching functions performed by BellSouth at the rates reflected in Exhibit A to this Agreement, including third party transit traffic, delivered to Maxcess's RAS Point Of Interface.
- 7.7.7 Exhibit A Switching and Transport rates will apply when the BellSouth Rate Center with which Maxcess has associated its RAS NPA/NXX is not local, pursuant to BellSouth's flat rated Extended Area Service (EAS) A3 tariffs, to the BellSouth Rate Center in which Maxcess has placed Maxcess's RAS device.
- 7.7.8 Maxcess shall not deliver switched access traffic to BellSouth via Maxcess's RAS interconnection with BellSouth.
- 7.7.9 BellSouth shall not pay reciprocal compensation to Maxcess for traffic delivered to Maxcess's RAS.

- 7.7.10 Compensation for Switched Access transit traffic shall be pursuant to the **Mutual Provision of Switched Access Service** section of this Agreement. Internet Protocol (IP) Telephony traffic shall be considered and treated as switched access traffic by both parties.

## 8. Operational Support Systems (OSS) Rates

- 8.1 BellSouth has developed and made available the following mechanized systems by which Maxcess may submit LSRs electronically.

LENS	Local Exchange Navigation System
EDI	Electronic Data Interface
TAG	Telecommunications Access Gateway

- 8.2 LSRs submitted by means of one of these interactive interfaces will incur an OSS electronic ordering charge as specified in the table below. An individual LSR will be identified for billing purposes by its Purchase Order Number (PON). LSRs submitted by means other than one of these interactive interfaces (mail, fax, courier, etc.) will incur a manual order charge as specified in the table below:

<b>OPERATIONAL SUPPORT SYSTEMS</b>	<b>AL, GA, LA, MS, SC</b>	<b>FL, KY, NC, TN</b>
OSS LSR charge, per LSR received from the CLEC by one of the OSS interactive interfaces	\$3.50 SOMECH	\$3.50 SOMECH
Incremental charge per LSR received from the CLEC by means other than one of the OSS interactive interfaces	See applicable rate element	\$19.99 SOMAN

Note: In addition to the OSS charges, applicable discounted service order and related discounted charges apply per the tariff.

### 8.3 Denial/Restoral OSS Charge

In the event Maxcess provides a list of customers to be denied and restored, rather than an LSR, each location on the list will require a separate PON and, therefore will be billed as one LSR per location.

### 8.4 Cancellation OSS Charge

Maxcess will incur an OSS charge for an accepted LSR that is later canceled by Maxcess.

Note: Supplements or clarifications to a previously billed LSR will not incur another OSS charge.

### 8.5 Network Elements and Other Services Manual Additive

The Commissions in Alabama, Georgia, Louisiana, Mississippi and South Carolina have ordered incremental manual non-recurring charges (NRC) for Network Elements and Other Services ordered by means other than one of the interactive interfaces. These ordered Network Elements and Other Services manual additive NRCs will apply in these states, rather than the charge per LSR.

## 8.6 Threshold Billing Plan

- 8.6.1 The Parties agree that Maxcess will incur the mechanized rate for all LSRs, both mechanized and manual, if the percentage of mechanized LSRs to total LSRs **meets or** exceeds the threshold percentages shown below:

Year	Ratio: Mechanized/Total LSRs
2000	80%
2001	90%

The threshold plan will be discontinued in 2002.

- 8.6.2 BellSouth will track the total LSR volume for each CLEC for each quarter. At the end of that time period, a Percent Electronic LSR calculation will be made for that quarter based on the LSR data tracked in the LCSC. If this percentage exceeds the threshold volume, all of that CLECs' future manual LSRs will be billed at the mechanized LSR rate. To allow time for obtaining and analyzing the data and updating the billing system, this billing change will take place on the first day of the second month following the end of the quarter (e.g. May 1 for 1Q, Aug 1 for 2Q, etc.). There will be no adjustments to the amount billed for previously billed LSRs.



## Basic Architecture

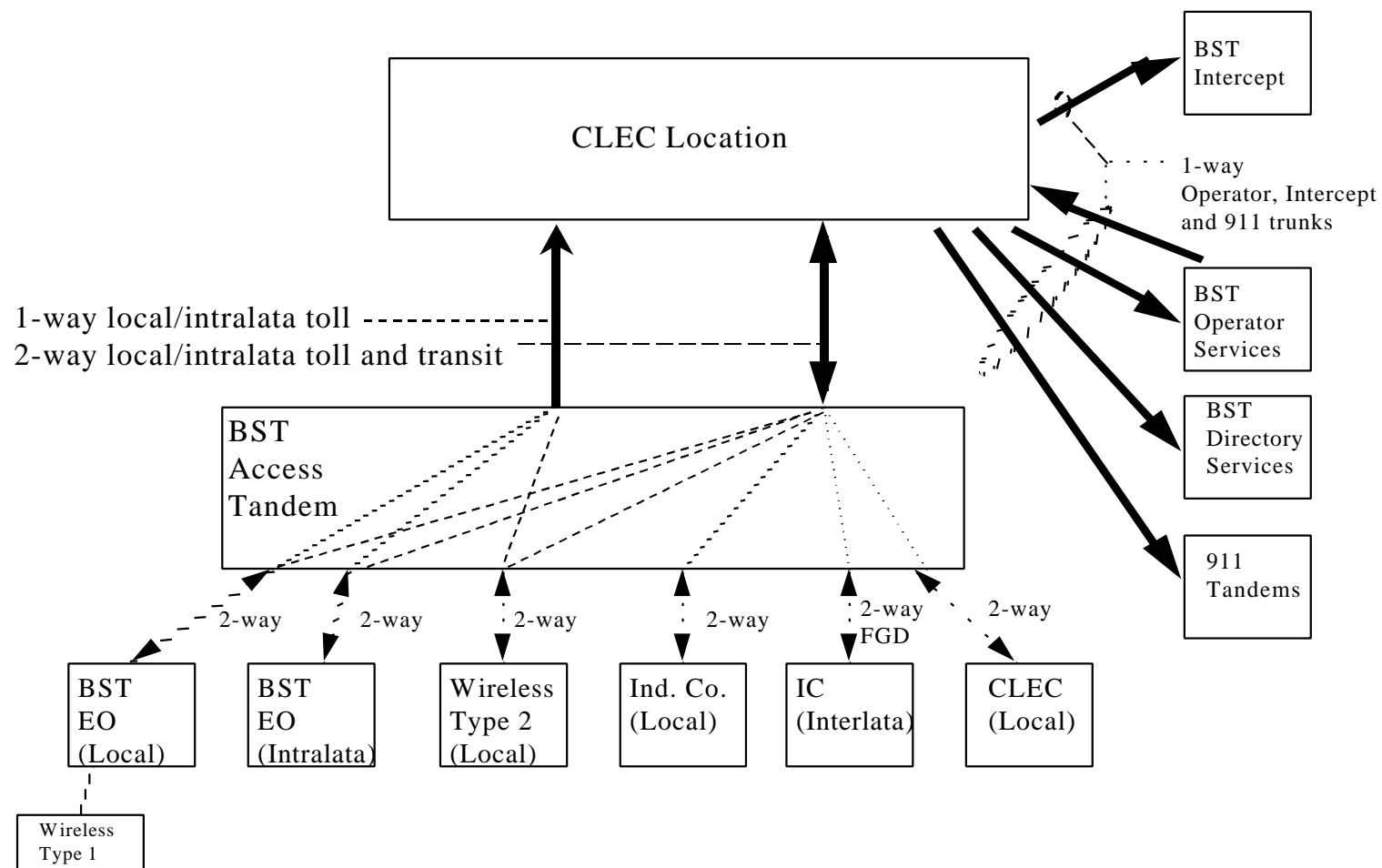


Exhibit B

## One-Way Trunking Architecture

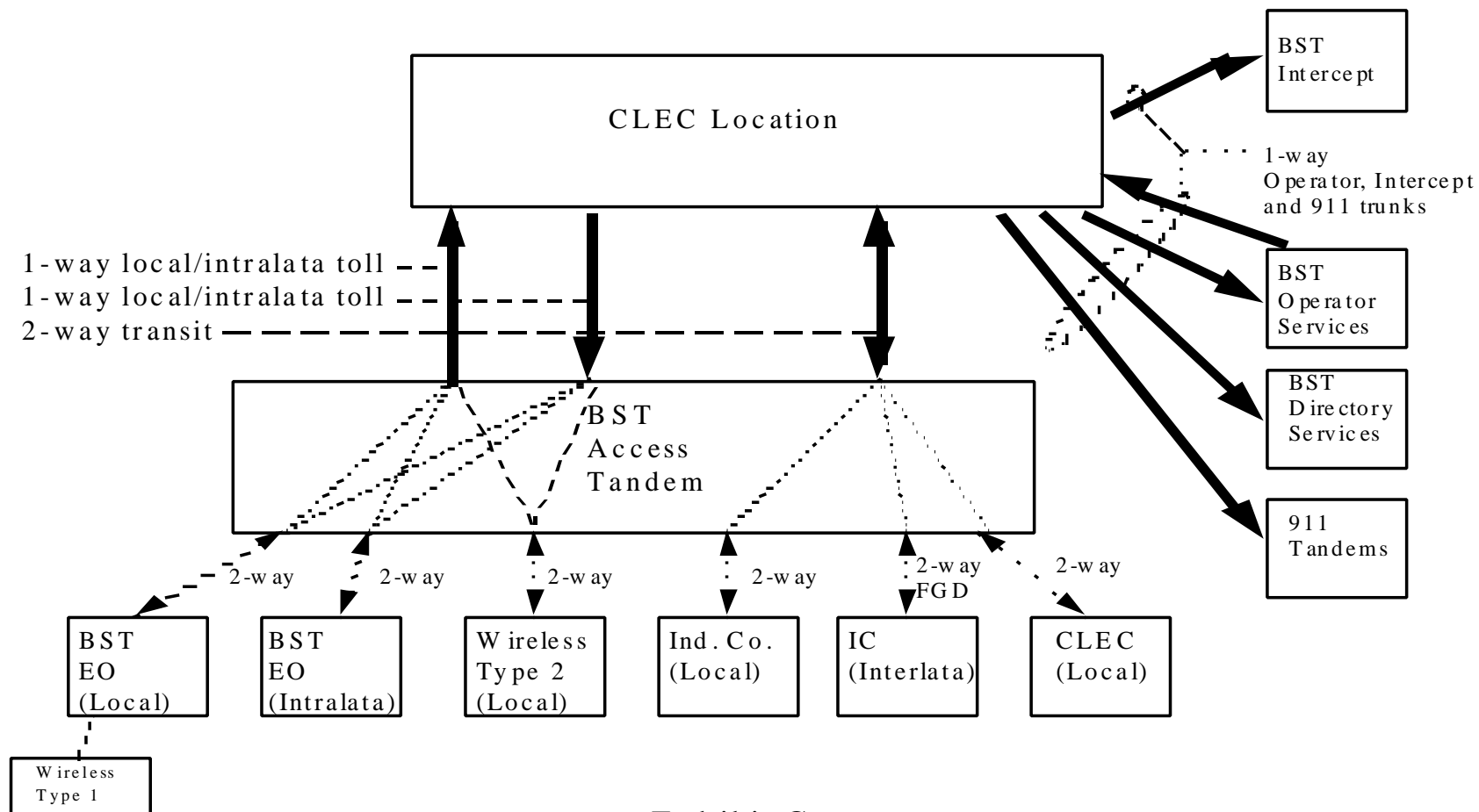


Exhibit C

## Two-Way Trunking Architecture

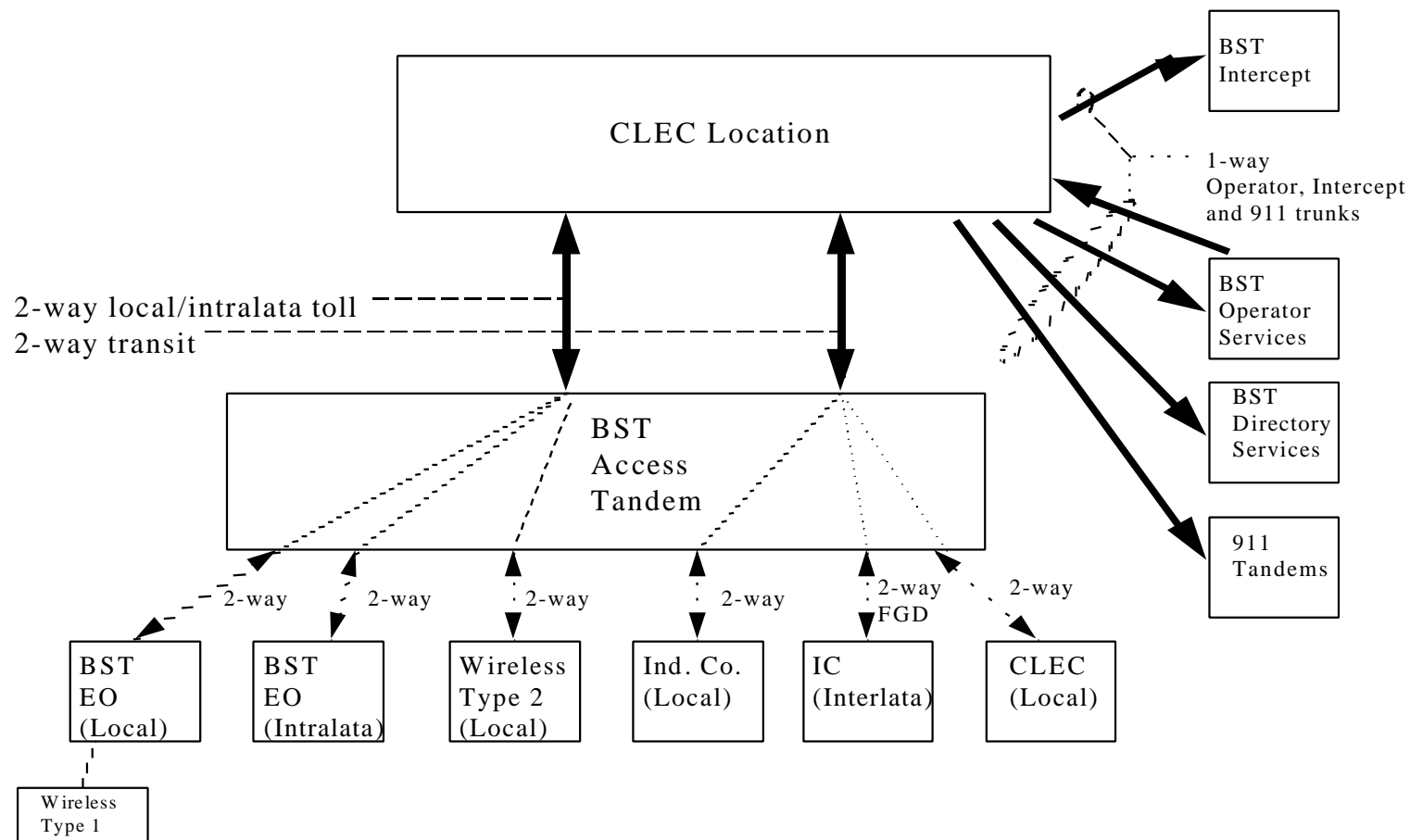


Exhibit D

## SuperGroup Architecture

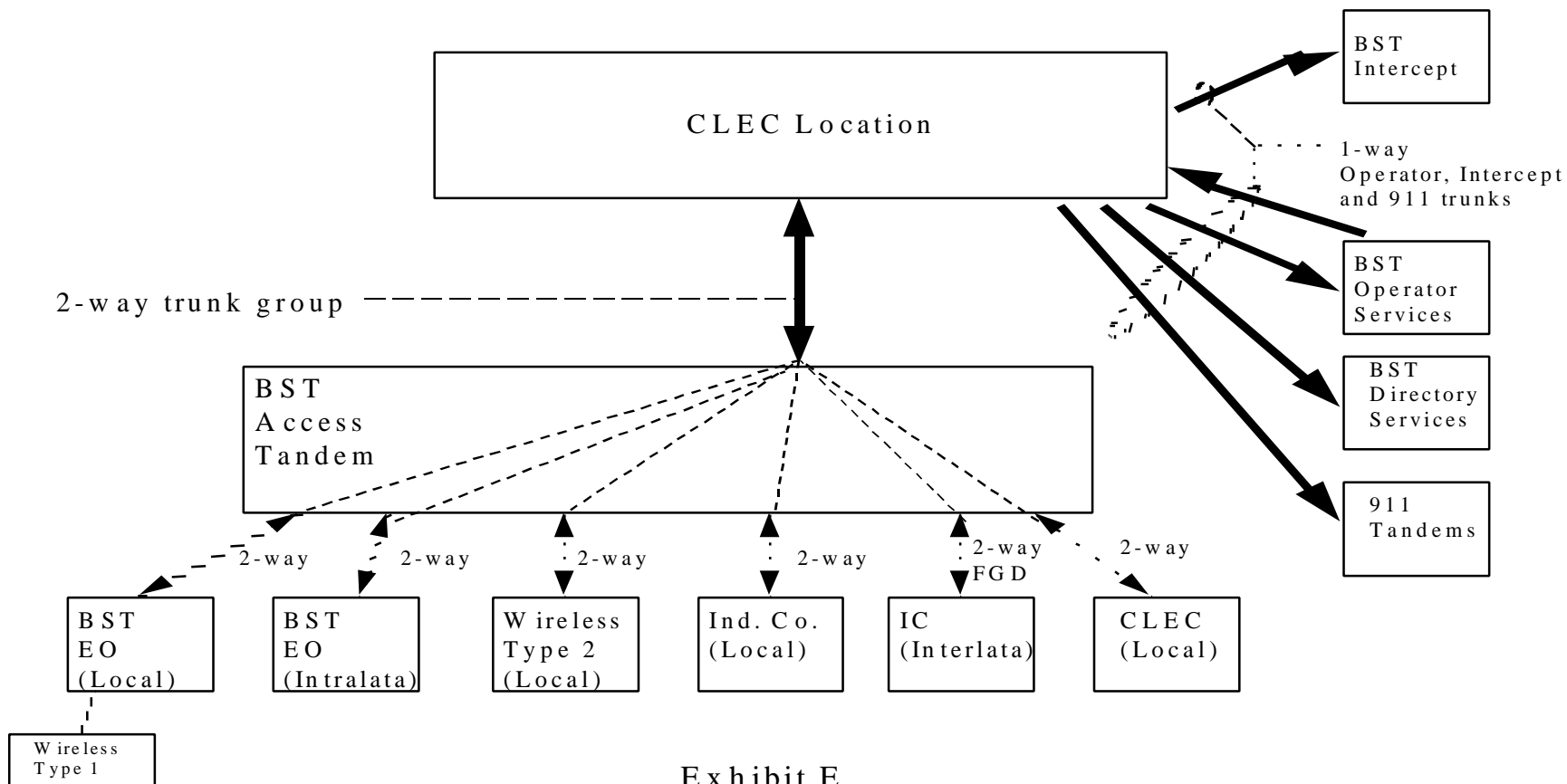


Exhibit E

## **Attachment 5**

### **Access to Numbers and Number Portability**

## TABLE OF CONTENTS

<b>1. NON-DISCRIMINATORY ACCESS TO TELEPHONE NUMBERS .....</b>	<b>3</b>
<b>2. NUMBER PORTABILITY PERMANENT SOLUTION .....</b>	<b>3</b>
<b>3. SERVICE PROVIDER NUMBER PORTABILITY.....</b>	<b>4</b>
<b>4. SPNP IMPLEMENTATION .....</b>	<b>4</b>
<b>5. RATES .....</b>	<b>7</b>
<b>6. TRANSITION TO PERMANENT NUMBER PORTABILITY .....</b>	<b>8</b>
<b>7. TRUE-UP .....</b>	<b>8</b>
<b>8. OPERATIONAL SUPPORT SYSTEM (OSS) RATES .....</b>	<b>9</b>
<b>EX A -- SERVICE PROVIDER NUMBER PORTABILITY RATES .....</b>	<b>Exhibit A</b>

## **ACCESS TO NUMBERS and NUMBER PORTABILITY**

### **1. Non-Discriminatory Access to Telephone Numbers**

During the term of this Agreement, Maxcess shall contact Lockheed Martin for the assignment of numbering resources. In order to be assigned a Central Office Code, Maxcess will be required to complete the Central Office Code (NXX) Assignment Request and Confirmation Form (Code Request Form) in accordance with Industry Numbering Committee's Central Office Code (NXX) Assignment Guidelines (INC 95-0407-008).

- 1.1 For the purposes of the resale of BellSouth's telecommunications services by Maxcess, BellSouth will provide Maxcess with on line access to telephone numbers for reservation on a first come first served basis. Such reservations of telephone numbers, on a pre-ordering basis shall be for a period of nine (9) days. Maxcess acknowledges that there may be instances where there is a shortage of telephone numbers in a particular CLLIC and in such instances BellSouth may request that Maxcess cancel its reservations of numbers. Maxcess shall comply with such request.

Further, upon Maxcess request and for the purposes of the resale of BellSouth's telecommunications services by Maxcess, BellSouth will reserve up to 100 telephone numbers per Common Language Location Identifier Code (CLLIC), for Maxcess's sole use. Such telephone number reservations shall be transmitted to Maxcess via electronic file transfer. Such reservations shall be valid for ninety (90) days from the reservation date. Maxcess acknowledges that there may be instances where there is a shortage of telephone numbers in a particular CLLIC and in such instances BellSouth shall use its best efforts to reserve for a ninety (90) day period a sufficient quantity for Maxcess's reasonable need in that particular CLLIC.

### **2. Number Portability Permanent Solution**

The FCC, the Commissions and industry forums are working towards a permanent approach to providing service provider number portability. Both Parties will implement a permanent approach as developed and approved by the Commission, the FCC and industry forums. Consistent with the requirements to move to Permanent Number Portability, Interim Service Provider Number Portability may be available only until such permanent solution is implemented in an end office.

### **3. Service Provider Number Portability**

- 3.1 Definition. Until the industry-wide permanent solution is implemented in an end office, BellSouth shall provide Service Provider Number Portability (“SPNP”). SPNP is an interim service arrangement whereby an end user who switches subscription of his local exchange service from BellSouth to a Maxcess, or vice versa, is permitted to retain the use of his existing assigned telephone number, provided that the end user remains at the same location for his local exchange service or changes locations and service providers but stays within the same serving wire center of his existing number.
- 3.2 Methods of Providing Number Portability. SPNP is available through either remote call forwarding or direct inward dialing trunks, at the election of Maxcess. Remote call forwarding (SPNP-RCF) is an existing switch-based BellSouth service that redirects calls within the telephone network. Direct inward dialing trunks (SPNP-DID) allow calls to be routed over a dedicated facility to the Maxcess switch that serves the subscriber. SPNP-DID Service requires ordering consecutive telephone numbers in blocks of twenty. To order non-consecutive telephone numbers or telephone numbers in less than blocks of twenty, the NBR process must be used. SS7 Signaling is required for the provision of either of these services.
- 3.3 Signaling Requirements. SS7 Signaling is required for the provision of SPNP services. SPNP-DID is available from BellSouth on a per DS0, DS1, or DS3 basis. Where SPNP-DID is technically feasible and is provided on a DS1 or a DS3 basis, the applicable channelization rates are those specified in Section E6 in BellSouth’s IntraMaxcess Access Tariffs, incorporated herein by this reference. SPNP is available only for basic local exchange service.
- 3.4 End User Line Charge. Recovery of charges associated with implementing Number Portability through a monthly charge assessed to end users has been authorized by the FCC. This end user line charge will be as filed in FCC No. 1 and will be billed to Maxcess where Maxcess is a subscriber to local switching or where Maxcess is a reseller of BellSouth telecommunications services. This charge will not be discounted.

### **4. SPNP Implementation**

Interim SPNP is available through remote call forwarding and direct inward dialing, under the following terms:

- 4.1 SPNP is available only where a Maxcess or BellSouth is currently providing, or will begin providing concurrent with provision of SPNP, basic local exchange service to the affected end user. SPNP for a particular telephone number is



available only from the central office originally providing local exchange service to the end user. SPNP for a particular assigned telephone number will be disconnected when any end user, Commission, BellSouth, or Maxcess initiated activity (*e.g.*, a change in exchange boundaries) would normally result in a telephone number change had the end user retained his initial local exchange service.

4.2 SPNP-RCF, as contemplated by this Agreement, is a telecommunications service whereby a call dialed to an SPNP-RCF equipped telephone number is automatically forwarded to an assigned seven- or ten- digit telephone number within the local calling area as defined in BellSouth's General Subscriber Services Tariff. The forwarded-to number shall be specified by the Maxcess or BellSouth, as appropriate. The forwarding company will provide identification of the originating telephone number, via SS7 signaling, to the receiving Party. Identification of the originating telephone number to the SPNP-RCF end user cannot be guaranteed, however. SPNP-RCF provides a single call path for the forwarding of no more than one simultaneous call to the receiving Party's specified forwarded-to number.

4.3 SPNP-DID service, as contemplated by this Maxcessment, provides trunk side access to end office switches for direct inward dialing to the other company's premises equipment from the telecommunications network to lines associated with the other company's switching equipment and must be provided on all trunks in a group arranged for inward service. A SPNP-DID trunk termination charge, provided with SS7 Signaling only, applies for each trunk voice grade equivalent. In addition, direct facilities are required from the end office where a ported number resides to the end office serving the ported end user customer. The rates for a switched local channel and switched dedicated transport apply as contained in BellSouth's IntraMaxcess Access Services tariff, as said tariff is amended from time to time. Transport mileage will be calculated as the airline distance between the end office where the number is ported and the Point of Interface ("POI") using the V&H coordinate method. SPNP-DID must be established with a minimum configuration of two channels and one unassigned telephone number per switch, per arrangement for control purposes. Transport facilities arranged for SPNP-DID may not be mixed with any other type of trunk group, with no outgoing calls placed over said facilities. SPNP-DID will be provided only where such facilities are available and where the switching equipment of the ordering company is properly equipped. Where SPNP-DID service is required from more than one wire center or from separate trunk groups within the same wire center, such service provided from each wire center or each trunk group within the same wire center shall be considered a separate service. Only customer-dialed sent-paid calls will be completed to the first number of a SPNP-DID number group; however, there are no restrictions on calls completed to other numbers of a SPNP-DID number group. Interface group arrangements provided for terminating the switched transport at the Party's terminal location are as set forth in of

BellSouth's IntraMaxcess Access Services Tariff, § E6.1.3.A as amended from time to time.

- 4.4 The calling Party shall be responsible for payment of the applicable charges for sent-paid calls to the SPNP number. For collect, third-Party, or other operator-assisted non-sent paid calls to the ported telephone number, BellSouth or the Maxcess shall be responsible for the payment of charges under the same terms and conditions for which the end user would have been liable for those charges. Either company may request that the other block collect and third company non-sent paid calls to the SPNP-assigned telephone number. If a company does not request blocking, the other company will provide itemized local usage data for the billing of non-sent paid calls on the monthly bill of usage charges provided at the individual end user account level. The detail will include itemization of all billable usage. Each company shall have the option of receiving this usage data on a daily basis via a data file transfer arrangement. This arrangement will utilize the existing industry uniform standard, known as EMR standards, for exchange of billing data. Files of usage data will be created daily for the optional service. Usage originated and recorded in the sending BellSouth RAO will be provided in unrated or rated format, depending on processing system. Maxcess usage originated elsewhere and delivered via CMDS to the sending BellSouth RAO shall be provided in rated format.
- 4.5 Each company shall be responsible for obtaining authorization from the end user for the handling of the disconnection of the end user's service, the provision of new local service and the provision of SPNP services. Each company shall be responsible for coordinating the provision of service with the other to assure that its switch is capable of accepting SPNP ported traffic. Each company shall be responsible for providing equipment and facilities that are compatible with the other's service parameters, interfaces, equipment and facilities and shall be required to provide sufficient terminating facilities and services at the terminating end of an SPNP call to adequately handle all traffic to that location and shall be solely responsible to ensure that its facilities, equipment and services do not interfere with or impair any facility, equipment, or service of the other company or any of its end users. In the event that either company determines in its reasonable judgment that the other company will likely impair or is impairing, or interfering with any equipment, facility or service or any of its end users, that company may either refuse to provide SPNP service or may terminate SPNP service to the other Party after providing appropriate notice.
- 4.6 Each company shall be responsible for providing an appropriate intercept announcement service for any telephone numbers subscribed to SPNP services for which it is not presently providing local exchange service or terminating to an end user. Where either company chooses to disconnect or terminate any SPNP service, that company shall be responsible for designating the preferred standard type of announcement to be provided.

- 4.7 Each company shall be the other company's single point of contact for all repair calls on behalf of each company's end user. Each company reserves the right to contact the other company's customers if deemed necessary for maintenance purposes.
- 4.8 Neither company shall be responsible for adverse effects on any service, facility or equipment from the use of SPNP services. End-to-end transmission characteristics may vary depending on the distance and routing necessary to complete calls over SPNP facilities and the fact that another carrier is involved in the provisioning of service. Therefore, end-to-end transmission characteristics cannot be specified by either company for such calls. Neither company shall be responsible to the other if any necessary change in protection criteria or in any of the facilities, operation, or procedures of either renders any facilities provided by the other company obsolete or renders necessary modification of the other company's equipment.
- 4.9 For terminating IXC traffic ported to either company which requires use of either company's tandem switching, the tandem provider will bill the IXC tandem switching, the interconnection charge, and a portion of the transport, and the other company will bill the IXC local switching, the carrier common line and a portion of the transport. If the tandem provider is unable to provide the necessary access records to permit the other company to bill the IXC directly for terminating access to ported numbers, then the tandem provider will bill the IXC full terminating switched access charges at the tandem provider's rate and will compensate the other company at the tandem company's tariff rates via a process used by BellSouth to estimate the amount of ported switched access revenues due the other company. If an intraLATA toll call is delivered, the delivering company will pay terminating access rates to the other company. This subsection does not apply in cases where SPNP-DID is utilized for number portability.
- 4.10 If, through a final and nonappealable order, the Federal Communications Commission ("FCC") issues regulations pursuant to 47 U.S.C. § 251 to require number portability different than that provided pursuant to this section, BellSouth will comply with that order.

## **5. Rates**

Rates for service provider number portability are set out in Exhibit A to this Attachment. If no rate is identified in the contract, the rate for the specific service or function will be as set forth in applicable BellSouth tariff or as negotiated by the Parties upon request by either Party.

## **6. Transition to Permanent Number Portability**

Once a long-term database method of providing Local Number Portability (LNP) is implemented in an end office pursuant to Federal Communications Commission or Maxcess commission orders, rules or regulations, with advance written notice, both Parties must withdraw its Interim Number Portability (INP) offerings. The transition from existing INP arrangements to LNP shall occur within one hundred twenty (120) days from the date LNP is implemented in the end office serving the telephone number. Neither Party shall charge the other Party for conversion from INP to LNP. The Parties shall comply with any INP/LNP transition processes established by the FCC and Maxcess commissions and appropriate industry number portability work groups.

Notwithstanding the foregoing, the Parties acknowledge that the FCC has determined once LNP has been deployed pursuant to the FCC's orders, rules and regulations, that all local exchange carriers (LECs) have the duty to provide LNP. Therefore, either Party, at any time, may seek appropriate legal or regulatory relief concerning the transition from INP to LNP or other related issues.

**7. Conversion from INP to LNP**

Once a long-term database method of providing Local Number Portability (LNP) is implemented in an end office, with advance written notice, neither Party shall provide new number portability arrangements in that end office using INP. The official notice advising an end office is now LNP compatible will be as posted in the LERG 45 days in advance of the ready to port date of that office. Advance notice of LNP implementation for all BellSouth end offices is also posted on the Interconnection web site. The LERG posting for LNP eligibility date will begin the transition from INP to LNP for all INP services. The transition from existing INP arrangements to LNP shall occur within one hundred twenty (120) days from the date LNP is implemented in the end office or as mutually agreed to by both Parties during the transition period. BellSouth will provision Local Service Requests for INP with due dates contained prior to the end office implementation date. Requests for INP with due dates on or after the LNP implementation date will be returned to the requesting Party for subsequent submission as LNP. Neither Party shall charge the other Party for conversion from INP to LNP. The Parties shall comply with any INP/LNP transition processes established by the FCC and Maxcess Commissions and appropriate industry number portability work groups. BellSouth and Maxcess will work cooperatively in the submission of transition orders to ensure that end user outage during the conversion is minimal. Ordering guidelines for LNP can be found on the web and are contained in the LNP Reference Guide.

Notwithstanding the foregoing, the Parties acknowledge that the FCC has determined once LNP has been deployed pursuant to the FCC's orders, rules and regulations, that all local exchange carriers (LECs) have the duty to provide LNP.

Therefore, either Party, at any time, may seek appropriate legal or regulatory relief concerning the transition from INP to LNP or other related issues.

## 7.2 Conversion Policy

### 7.2.1 BellSouth implemented the conversion of Interium Number Portability (INP) to Local Number Portability (LNP) as follows:

- Conversion of INP to numbers to LNP is handled as a project.
- All INP numbers in LNP capable switches will be converted to LNP within 120 days after the end of the phase for that MSA.
- BellSouth will continue to offer INP until the completion date of the phase for the wire center.

### 7.2.1 Conversion Schedule

The schedule to implement LNP in the 21 MSAs in the BellSouth region is as mandated by the FCC may be viewed by accessing the Carrier Notification Web site. The notification also outlines the conversion schedule for all of BellSouth's switches.

#### Specific Conversion activities

The BellSouth Account Teams contacts each Maxcess with INP accounts to negotiate a conversion schedule.

During the 120 day conversion period for each MSA, the Local Carrier Service Center (LCSC) will provide special handling for the requests to convert INP to LNP. These requests will be logged by a project manager and project managed to ensure end user service outage is minimal. Unless listing changes are requested, the Maxcesss may use a specially designed form provided by the project manager or account team in lieu of the Local Service Request (LSR), End User (EU), and Number Portability (NP) forms.

If changes are to be made to the INP account, the LSR should follow the normal process flow for ordering instead of the INP to LNP conversion plan.

#### FOC

During the conversion period, if a Maxcess uses the request form in lieu of the LSR, the form will include provisions for providing a manual FOC. If the request is submitted through EDI, the FOC will be sent back to the Maxcess via EDI.

## 7.3 Routing of Calls to the LRN

Trigger orders are not used for INP telephone numbers. Once the activate message is sent to the Number Portability Administration Center (NPAC) by the new service provider, (with exception of the end user's serving wire center) incoming calls are routed to the new provider. Calls from within the end user's servicing wire center will not route to the new Local Routing Number (LRN) until the porting D order processes.

#### **7.4 Permanent Number Solution**

- 7.4.1 The FCC, the Commissions and industry forums have developed a permanent approach to providing service provider number portability and BellSouth is working to implement Permanent Number Portability ("PNP"). Both Parties agree to implement a permanent approach as developed and approved by the Commission, the FCC and industry forums. Consistent with the requirements to move to PNP, interim Service Provider Number Portability ("SPNP") is available pursuant to this Attachment 5.
- 7.5 BellSouth and Maxcess will adhere to the process flows and cutover guidelines outlined in "The Local Number Portability Ordering Guide for Maxcess," Issue 1b, dated October 10, 1999.
  - 7.5.1 BellSouth and Maxcess will work cooperatively to implement changes to PNP process flows ordered by the FCC or as recommended by standard industry forums addressing PNP.
  - 7.5.2 Both Parties shall cooperate in the process of porting numbers from one carrier to another so as to limit service outage for the ported subscriber. BellSouth will set LRN unconditional or 10-digit triggers where applicable which should ensure no interruption to the end user. Where triggers are set, BellSouth removes the ported number at the same time the trigger is removed.
  - 7.5.3 For porting of numbers where triggers are not set, the Parties shall coordinate the porting of the number between service providers so as to minimize service interruptions to the end user.
  - 7.5.4 BellSouth will provide ordering support for Maxcess' PNP requests Monday through Friday 8:00 AM until 8:00 PM EST. BellSouth normal hours of operation for provisioning support are defined in Attachment 6. Ordering and provisioning support required by Maxcess outside of these hours will be considered outside of normal business hours and will be subject to overtime billing. For stand alone PNP where LRN unconditional or 10-digit triggers are set, Maxcess may port numbers during times that are supported by NPAC 24 hours a day 7 days a week. BellSouth will provide maintenance assistance to Maxcess 24 hours a day 7 days a week to resolve issues arising from the porting of numbers for problems isolated to the BellSouth network.

- 7.5.5 Performance Measurements for BellSouth providing PNP are located in Attachment 10 to this Agreement, incorporated herein by this reference.
- 7.6 BellSouth will use best efforts to update switch translations, where necessary, in time frames that are consistent with the time frames BellSouth's end users experiences or as offered to other Maxcess.
- 7.7 Maxcess may request deployment of PNP according to and pursuant to the rules and regulations set forth in 47 CFR § 52.23.
- 7.8 End User Line Charge. Recovery of charges associated with implementing PNP through a monthly charge assessed to end users has been authorized by the FCC. This end user line charge will be as filed in BellSouth's FCC Tariff No. 1 and will be billed to Maxcess where Maxcess is a subscriber to local switching or where Maxcess is a reseller of BellSouth telecommunications services. This charge will not be discounted.

**8. True-up**

**This section applies only to Tennessee.**

The interim prices for Network Elements and Other Services and Local Interconnection shall be subject to true-up according to the following procedures:

- 8.1 The interim prices shall be trued-up, either up or down, based on final prices determined either by further agreement between the Parties, or by a final order (including any appeals) of the Commission which final order meets the criteria of (3) below. The Parties shall implement the true-up by comparing the actual volumes and demand for each item, together with interim prices for each item, with the final prices determined for each item. Each Party shall keep its own records upon which the true-up can be based, and any final payment from one Party to the other shall be in an amount agreed upon by the Parties based on such records. In the event of any disagreement as between the records or the Parties regarding the amount of such true-up, the Parties agree that the body having jurisdiction over the matter shall be called upon to resolve such differences, or the Parties may mutually agree to submit the matter to the Dispute Resolution process in accordance with the provisions in the General Terms and Conditions and Attachment 1 of this Agreement.
- 8.2 The Parties may continue to negotiate toward final prices, but in the event that no such agreement is reached within nine (9) months, either Party may petition the Commission to resolve such disputes and to determine final prices for each item. Alternatively, upon mutual agreement, the Parties may submit the matter to the

Dispute Resolution Process set forth in the General Terms and Conditions and Attachment 1 of the Agreement, so long as they file the resulting Agreement with the Commission as a “negotiated Agreement” under Section 252(e) of the Act.

8.3 A final order of this Commission that forms the basis of a true-up shall be the final order as to prices based on appropriate cost studies, or potentially may be a final order in any other Commission proceeding which meets the following criteria:

- (a) BellSouth and Maxcess is entitled to be a full Party to the proceeding;
- (b) It shall apply the provisions of the federal Telecommunications Act of 1996, including but not limited to Section 252(d)(1) (which contains pricing standards) and all then-effective implementing rules and regulations; and,
- (c) It shall include as an issue the geographic deaveraging of network element prices, which deaveraged prices, if any are required by said final order, shall form the basis of any true-up.

## 9. Operational Support System (OSS) Rates

BellSouth has developed and made available the following mechanized systems by which Maxcess may submit LSRs electronically.

LENS	Local Exchange Navigation System
EDI	Electronic Data Interface
EDI-PC	Electronic Data Interface – Personal Computer
TAG	Telecommunications Access Gateway

LSRs submitted by means of one of these interactive interfaces will incur an OSS electronic ordering charge as specified in the table below. An individual LSR will be identified for billing purposes by its Purchase Order Number (PON). LSRs submitted by means other than one of these interactive interfaces (mail, fax, courier, etc.) will incur a manual order charge as specified in the table below:

<b>OPERATIONAL SUPPORT SYSTEMS</b>	<b>AL, GA, LA, MS, SC</b>	<b>FL, KY, NC, TN</b>
<b>OSS LSR charge, per LSR received from the Maxcess by one of the OSS interactive interfaces</b>	<b>\$3.50</b>	<b>\$3.50</b>
	<b>SOMECH</b>	<b>SOMECH</b>
<b>Incremental charge per LSR received from the Maxcess by means other than one of the OSS interactive interfaces</b>	<b>See applicable rate element</b>	<b>\$19.99</b>
		<b>SOMAN</b>

Note: In addition to the OSS charges, applicable discounted service order and related discounted charges apply per the tariff.



### **Denial/Restoral OSS Charge**

In the event Maxcess provides a list of customers to be denied and restored, rather than an LSR, each location on the list will require a separate PON and, therefore will be billed as one LSR per location.

### **Cancellation OSS Charge**

Maxcess will incur an OSS charge for an accepted LSR that is later canceled by Maxcess.

Note: Supplements or clarifications to a previously billed LSR will not incur another OSS charge.

### **Network Elements and Other Services Manual Additive**

The Commissions in Alabama, Georgia, Louisiana, Mississippi and South Carolina have ordered incremental manual non-recurring charges (NRC) for network elements and other services ordered by means other than one of the interactive interfaces. These ordered network elements and other services manual additive NRCs will apply in these Maxcesss, rather than the charge per LSR.

### **Threshold Billing Plan**

The Parties agree that Maxcess will incur the mechanized rate for all LSRs, both mechanized and manual, if the percentage of mechanized LSRs to total LSRs **meets or** exceeds the threshold percentages shown below:

Year	Ratio: Mechanized/Total LSRs
1999	70%
2000	80%
2001	90%

The threshold plan will be discontinued in 2002.

BellSouth will track the total LSR volume for each Maxcess for each quarter. At the end of that time period, a Percent Electronic LSR calculation will be made for that quarter based on the LSR data tracked in the LCSC. If this percentage exceeds the threshold volume, all of that Maxcesss' future manual LSRs will be billed at the mechanized LSR rate. To allow time for obtaining and analyzing the data and updating the billing system, this billing change will take place on the first day of the second month following the end of the quarter (e.g. May 1 for 1Q, Aug 1 for 2Q, etc.). There will be no adjustments to the amount billed for previously billed LSRs.

The Parties agree that any charges BellSouth is unable to bill on April 15, 1999 will be trued up on or about July 1, 1999.

**BELLSOUTH/Maxcess RATES  
SERVICE PROVIDER  
NUMBER PORTABILITY**

DESCRIPTION	USOC	RATES BY STATE								
		AL	FL	GA	KY	LA	MS	NC	SC	TN
<b>INTERIM SERVICE PROVIDER NUMBER PORTABILITY - RCF (1) (2)</b>										
RCF, per number ported (Business Line), 10 paths	TNPBL	NA	NA	NA	NA	NA	NA	\$2.25	NA	NA
RCF, per number ported (Residence Line), 6 paths	TNPRL	NA	NA	NA	NA	NA	NA	\$1.15	NA	NA
RCF, per number ported (Business Line)	TNPBL	\$2.13	NA	\$2.03	NA	\$2.29	\$2.34	\$1.66	\$2.17	\$1.50
NRC - Electronic	TNPBL	\$0.65	NA	\$0.51	NA	\$0.49	\$0.6441	\$0.71	\$0.7046	NA
NRC - Disconnect Charge	TNPBL	\$0.07	NA	NA	NA	\$0.05	\$0.0644	\$0.50	NA	NA
RCF, per number ported (Residence Line)	TNPRL	\$2.13	NA	\$2.03	NA	\$2.29	\$2.34	\$1.66	\$2.17	\$1.25
NRC	TNPRL	\$0.65	NA	\$0.51	NA	\$0.49	\$0.6441	\$0.71	\$0.7046	NA
NRC - Disconnect Charge	TNPRL	\$0.07	NA	NA	NA	\$0.05	\$0.0644	\$0.50	NA	NA
RCF, add'l capacity for simultaneous call forwarding, per additional path	N/A	\$0.32	NA	\$0.2836	NA	\$0.38	\$0.3838	\$0.32	\$0.3854	\$0.50
RCF, per service order, per location	(++) Bus = TNPBD Res = TNPRD									
NRC - 1st	TNP++	\$1.44	NA	\$2.10	NA	\$2.02	\$2.84	\$2.73	\$1.37	\$25.00
NRC - Add'l	TNP++	\$1.44	NA	\$2.10	NA	\$2.02	\$2.84	\$2.73	\$1.37	\$25.00
NRC - Disconnect - 1st	TNP++	\$1.44	NA	NA	NA	\$2.01	\$2.84	NA	NA	NA
NRC - Disconnect - Add'l	TNP++	\$1.44	NA	NA	NA	\$2.01	\$2.84	NA	NA	NA
NRC - Incremental Charge - Manual Service Order - 1st	SOMAN	\$27.37	NA	NA	NA	\$18.14	\$25.52	\$45.80	NA	NA
NRC - Incremental Charge - Manual Service Order - Add'l	SOMAN	\$27.37	NA	NA	NA	\$18.14	\$25.52	\$45.80	NA	NA
NRC - Incremental Charge - Manual Service Order - Disconnect - 1st	SOMAN	\$17.77	NA	NA	NA	\$11.41	\$16.06	NA	\$44.70	NA
NRC - Incremental Charge - Manual Service Order - Disconnect - Add'l	SOMAN	\$17.77	NA	NA	NA	\$11.41	\$16.06	NA	\$44.70	NA
<b>INTERIM SERVICE PROVIDER NUMBER PORTABILITY - DID</b>										
DID per number ported, Residence - NRC	TNPDR	\$1.18	NA	\$0.93	NA	\$0.89	\$1.17	\$2.25	\$2.25	NA
DID per number ported, Residence - NRC - Disconnect	TNPDR	\$1.18	NA	NA	NA	\$0.90	\$1.17	NA	NA	NA
DID per number ported, Business - NRC	TNPDB	\$1.18	NA	\$0.93	NA	\$0.89	\$1.17	\$2.25	\$2.25	NA
DID per number ported, Business - NRC - Disconnect	TNPDB	\$1.18	NA	NA	NA	\$0.90	\$1.17	NA	NA	NA
DID per service order, per location										
NRC - 1st	TNPRD	\$1.44	NA	\$2.10	NA	\$2.02	\$2.84	\$2.73	\$1.37	NA
NRC - Add'l	TNPRD	\$1.44	NA	\$2.10	NA	\$2.02	\$2.84	\$2.73	\$1.37	NA
NRC - Disconnect - 1st	TNPRD	\$1.44	NA	NA	NA	\$2.01	\$2.84	NA	\$44.70	NA
NRC - Disconnect - Add'l	TNPRD	\$1.44	NA	NA	NA	\$2.01	\$2.84	NA	\$44.70	NA
NRC - Incremental Charge - Manual Service Order - 1st	SOMAN	\$27.37	NA	\$18.94	NA	\$18.14	\$25.52	\$45.80	NA	NA
NRC - Incremental Charge - Manual Service Order - Add'l	SOMAN	\$27.37	NA	NA	NA	\$18.14	\$25.52	\$45.80	NA	NA
NRC - Incremental Charge - Manual Service Order - Disconnect - 1st	SOMAN	\$17.77	NA	NA	NA	\$11.41	\$16.06	NA	NA	NA
NRC - Incremental Charge - Manual Service Order - Disconnect - Add'l	SOMAN	\$17.77	NA	NA	NA	\$11.41	\$16.06	NA	NA	NA
DID, per trunk termination, Initial	TNPT2	\$11.84	NA	\$10.73	NA	\$12.46	\$13.78	\$11.43	\$13.16	NA
DID, per trunk termination, Initial - NRC	TNPT2	\$173.73	NA	\$135.47	NA	\$129.69	\$171.68	\$217.88	\$218.03	NA
DID, per trunk termination, Initial - Disconnect	TNPT2	\$50.43	NA	NA	NA	\$37.85	\$49.86	NA	NA	NA
DID, per trunk termination, Subsequent	TNPT2	\$11.84	NA	\$10.73	NA	\$12.46	\$13.78	\$11.43	\$13.16	NA
DID, per trunk termination, Subsequent - NRC	TNPT2	\$51.35	NA	\$39.53	NA	\$37.85	\$50.69	\$73.56	\$73.63	NA
DID, per trunk termination, Subsequent - Disconnect	TNPT2	\$25.00	NA	NA	NA	\$18.75	\$24.71	NA	NA	NA
<b>NOTES:</b>										
If no rate is identified in the contract, the rate for the specific service or function will be as set forth in applicable BellSouth tariff or as negotiated by the Parties upon request by either Party.										
1 Until the FCC issues its order implementing a cost recovery mechanism for permanent number portability, the Company will track its costs of providing interim SPNP with sufficient detail to verify the costs. This will facilitate the Florida PSCs consideration of the recovery of these costs in Docket 950737-TP. (FL)										
2 BellSouth and CLEC will each bear their own costs of providing remote call forwarding as an interim number portability option. (KY)										

**Attachment 6**  
**Ordering and Provisioning**

**TABLE OF CONTENTS**

**1. Quality of Ordering And Provisioning.....3**

**2. Access To Operational Support Systems .....3**

**3. Miscellaneous Ordering And Provisioning Guidelines.....5**

## **ORDERING AND PROVISIONING**

### **1. Quality of Ordering and Provisioning**

- 1.1 All the negotiated terms and conditions set forth in this Attachment pertain to ordering and provisioning.
- 1.2 BellSouth shall provide ordering and provisioning services to Maxcess that are equal to the ordering and provisioning services BellSouth provides to itself or any other CLEC, where technically feasible. The guidelines for ordering and provisioning are set forth in BellSouth Ordering Guide for CLECs, the BellSouth Guide to Interconnection, and the Electronic Business Rules for Local Ordering and the Local Exchange Ordering Implementation Guide, as appropriate, and as they are amended from time to time during this Agreement. The guides may be referenced at the following site: [http://www.interconnection.bellsouth.com/guides/guides\\_p.html](http://www.interconnection.bellsouth.com/guides/guides_p.html).
- 1.3 BellSouth shall provide all ordering and provisioning services to Maxcess during the same business hours of operation that BellSouth provisions service to its affiliates or end users. Ordering and provisioning support required by Maxcess outside of these hours will be considered outside of normal business hours and will be subject to overtime billing.
- 1.4 All other Maxcess requests for provisioning and installation services are considered outside of the normal hours of operation and may be performed subject to the application of overtime billing charges.

### **2. Access to Operations Support Systems**

- 2.1 BellSouth shall provide Maxcess access to operations support systems ("OSS") functions for pre-ordering, ordering and provisioning, maintenance and repair and billing. Access to the OSS is available through a variety of means, including electronic interfaces. BellSouth also provides manual options. The OSS functions available to CLECs through electronic interfaces are:
- 2.2 Pre-Ordering. BellSouth provides electronic access to the following pre-ordering functions: service address validation, telephone number selection, service and feature availability, due date information, and upon Commission approval of confidentiality protections, to customer record information. Access is provided through the Local Exchange Navigation System (LENS) interface the Telecommunications Access Gateway (TAG) interface. Customer record information includes Customer Record Information includes but is not limited to, customer specific information in CRIS and RSAG. In addition, Maxcess shall provide to BellSouth access to customer record information including electronic access where available. Otherwise, Maxcess shall

- provide paper copies of customer record information within a reasonable period of time upon request by BellSouth. The parties agree not to view, copy, or otherwise obtain access to the customer record information of any customer without that customer's permission and further agrees that Maxcess and BellSouth will obtain access to customer record information only in strict compliance with applicable laws, rules, or regulations of the State in which the service is provided.
- 2.3 Service Ordering and Provisioning. BellSouth provides electronic options for the exchange of ordering and provisioning information. BellSouth provides an Electronic Data Interchange (EDI) interface, the TAG ordering interface for non-complex and certain complex resale requests and certain network elements. The EDI interface can be integrated with the TAG pre-ordering interface by Maxcess or the TAG ordering interface. BellSouth provides integrated pre-ordering, ordering and provisioning capability through the LENS interface for non-complex and certain complex resale service requests.
- 2.4 Service Trouble Reporting and Repair. Service trouble reporting and repair allows Maxcess to report and monitor service troubles and obtain repair services. BellSouth shall offer Maxcess service trouble reporting in a non-discriminatory manner that provides Maxcess the equivalent ability to report and monitor service troubles that BellSouth provides to itself. BellSouth also provides Maxcess an estimated time to repair, an appointment time or a commitment time, as appropriate, on trouble reports. BellSouth provides several options for electronic trouble reporting. For exchange services, BellSouth offers Maxcess non-discriminatory access to the Trouble Analysis Facilitation Interface (TAFI). In addition, BellSouth offers an industry standard, machine-to-machine Electronic Communications Trouble Administration (ECTA) Gateway interface. For designed services, BellSouth provides non-discriminatory trouble reporting ECTA Gateway. BellSouth also offers ECTA functionality through the human-to-machine EC-CPM/TA interface. If the CLEC requests BellSouth to repair a trouble after normal working hours, the CLEC will be billed the appropriate overtime charges associated with this request pursuant to BellSouth's tariffs.
- 2.5 Change Management. BellSouth provides a collaborative process for change management of the electronic interfaces through the Electronic Interface Change Control Process ("EICCP). Guidelines for this process are set forth in the EICCP document, and as it is amended from time to time during this agreement.
- 2.6 Migration of Maxcess to New Software Releases for National Standard Machine-to-Machine Electronic Interfaces. Pursuant to the change management process, BellSouth will issue new software releases for new industry standards for its industry standard, machine-to-machine electronic interfaces. When a new release of new industry standards is implemented, BellSouth will continue to support both the new release (N) and the prior release (N-1). When BellSouth makes the next release (N+1), BellSouth will eliminate support for the (N-1) release and support the two newest releases (N and N+1). Thus, BellSouth will always support the two most current releases. BellSouth will issue documents to Maxcess with sufficient notice to

allow Maxcess to make the necessary changes to their systems and operations to migrate to the newest release in a timely fashion.

- 2.7 Rates. All costs incurred by BellSouth to develop and implement operational interfaces to the OSS shall be recovered from the carriers that use the services. Charge for use of OSS shall be as set forth in Attachments 1 and 2 of this Agreement.

### **3. Miscellaneous Ordering and Provisioning Guidelines**

- 3.1 Pending Orders. To ensure the most efficient use of facilities and resources, orders placed in the hold or pending status by Maxcess will be held for a maximum of thirty (30) days from the date the order is placed on hold. After such time, if Maxcess wishes to reinstate an order, Maxcess may be required to submit a new service order.
- 3.2 Single Point of Contact. Maxcess will be the single point of contact with BellSouth for ordering activity for network elements and other services used by Maxcess to provide services to its end users, except that BellSouth may accept an order directly from another CLEC, or BellSouth, acting with authorization of the affected end user. Maxcess and BellSouth shall each execute a blanket letter of authorization with respect to customer orders. The Parties shall each be entitled to adopt their own internal processes for verification of customer authorization for orders, provided, however, that such processes shall comply with applicable state and federal law including, until superseded, the FCC guidelines and orders applicable to Presubscribed Interexchange Carrier (PIC) changes including Un-PIC. Pursuant to such an order, BellSouth may disconnect any network element associated with the service to be disconnected and being used by Maxcess to provide service to that end user and reuse such network elements or facilities to enable such other LEC to provide service to the end user. BellSouth will notify Maxcess that such an order has been processed, but will not be required to notify Maxcess in advance of such processing.
- 3.3 Use of Facilities. When a customer of a CLEC elects to discontinue service and transfer service to another local exchange carrier, including BellSouth, BellSouth shall have the right to reuse the facilities provided to CLEC by BellSouth for retail or resale service, loop and/or port for that customer. In addition, BellSouth may disconnect and reuse facilities when the facility is in a denied state and BellSouth has received an order to establish new service or transfer of service from a customer or a customer's CLEC at the same address served by the denied facility.
- 3.3.1 Upon receipt of a service order, BellSouth will do the following:
- 3.3.1.1 Process disconnect and reconnect orders to provision the service which shall be due dated using current interval guidelines.

- 3.3.1.2 Reuse the serving facility for the retail, resale service, or network element at the same location.
- 3.3.1.3 Notify Maxcess after the disconnect order has been completed.
- 3.4 Contact Numbers. The Parties agree to provide one another with toll-free contact numbers for the purpose of ordering, provisioning and maintenance of services.
- 3.5 Subscription Functions. In cases where BellSouth performs subscription functions for an inter-exchange carrier (i.e. PIC and LPIC changes via Customer Account Record Exchange (CARE)), BellSouth will provide the affected inter-exchange carriers with the Operating Company Number (OCN) of the local provider for the purpose of obtaining end user billing account and other end user information required under subscription requirements.
- 3.6 Cancellation Charges. If Maxcess cancels an order for network elements or other services, any costs incurred by BellSouth in conjunction with the provisioning of that order will be recovered in accordance with FCC No. 1 Tariff, Section 5.4.



**Attachment 7**  
**Billing and Billing Accuracy Certification**

## TABLE OF CONTENTS

<b>1. Payment and Billing Arrangements .....</b>	<b>3</b>
<b>2. Billing Accuracy Certification.....</b>	<b>5</b>
<b>3. Billing Disputes.....</b>	<b>6</b>
<b>4. RAO Hosting.....</b>	<b>7</b>
<b>5. Optional Daily Usage File .....</b>	<b>10</b>
<b>6. Access Daily Usage File.....</b>	<b>13</b>
<b>7. Enhanced Optional Daily Usage File.....</b>	<b>16</b>
<b>Rates.....</b>	<b>Exhibit A</b>

## **BILLING AND BILLING ACCURACY CERTIFICATION**

### **1. Payment and Billing Arrangements**

All negotiated rates, terms and conditions set forth in this Attachment pertain to billing and billing accuracy certifications.

- 1.1 Billing. BellSouth agrees to provide billing through the Carrier Access Billing System (CABS) and through the Customer Records Information System (CRIS) depending on the particular service(s) that Maxcess requests. BellSouth will bill and record in accordance with this Agreement those charges Maxcess incurs as a result of Maxcess purchasing from BellSouth Network Elements and Other Services as set forth in this Agreement. BellSouth will format all bills in CBOS Standard or CLUB/EDI format, depending on the type of service ordered. For those services where standards have not yet been developed, BellSouth's billing format will change as necessary when standards are finalized by the industry forum.
  - 1.1.1 For any service(s) BellSouth orders from Maxcess, Maxcess shall bill BellSouth in CABS format.
  - 1.1.2 If either Party requests multiple billing media or additional copies of bills, the Billing Party will provide these at a reasonable cost.
- 1.2 Master Account. After receiving certification as a local exchange company from the appropriate regulatory agency, Maxcess will provide the appropriate BellSouth account manager the necessary documentation to enable BellSouth to establish a master account for Local Interconnection, Network Elements and Other Services, and/or resold services. Such documentation shall include the Application for Master Account, proof of authority to provide telecommunications services, an Operating Company Number ("OCN") assigned by the National Exchange Carriers Association ("NECA"), Carrier Identification Code (CIC), Group Access Code (GAC), Access Customer Name and Address (ACNA) and a tax exemption certificate, if applicable.
- 1.3 Payment Responsibility. Payment of all charges will be the responsibility of Maxcess. Maxcess shall make payment to BellSouth for all services billed. BellSouth is not responsible for payments not received by Maxcess from Maxcess's customer. BellSouth will not become involved in billing disputes that may arise between Maxcess and Maxcess's customer. Payments made to BellSouth as payment on account will be credited to an accounts receivable master account and not to an end user's account.
- 1.4 Payment Due. The payment will be due on or before the next bill date (i.e., same date in the following month as the bill date) and is payable in immediately available funds. Payment is considered to have been made when received by BellSouth.

- If the payment due date falls on a Sunday or on a Holiday which is observed on a Monday, the payment due date shall be the first non-Holiday day following such Sunday or Holiday. If the payment due date falls on a Saturday or on a Holiday which is observed on Tuesday, Wednesday, Thursday, or Friday, the payment due date shall be the last non-Holiday day preceding such Saturday or Holiday. If payment is not received by the payment due date, a late payment penalty, as set forth in Section 1.7, below, shall apply.
- 1.5 Tax Exemption. Upon proof of tax exempt certification from Maxcess, the total amount billed to Maxcess will not include those taxes or fees for which the CLEC is exempt. Maxcess will be solely responsible for the computation, tracking, reporting and payment of all taxes and like fees associated with the services provided to the end user of Maxcess.
- 1.6 Late Payment. If any portion of the payment is received by BellSouth after the payment due date as set forth preceding, or if any portion of the payment is received by BellSouth in funds that are not immediately available to BellSouth, then a late payment penalty shall be due to BellSouth. The late payment penalty shall be the portion of the payment not received by the payment due date times a late factor and will be applied on a per bill basis. The late factor shall be as set forth in Section A2 of the General Subscriber Services Tariff, Section B2 of the Private Line Service Tariff or Section E2 of the Intrastate Access Tariff, whichever BellSouth determines is appropriate. Maxcess will be charged a fee for all returned checks as set forth in Section A2 of the General Subscriber Services Tariff or pursuant to the applicable state law.
- 1.7 Discontinuing Service to Maxcess. The procedures for discontinuing service to Maxcess are as follows:
- 1.7.1 BellSouth reserves the right to suspend or terminate service for nonpayment of services or in the event of prohibited, unlawful or improper use of BellSouth facilities or service or any other violation or noncompliance by Maxcess of the rules and regulations contained in BellSouth's tariffs.
- 1.7.2 If payment of account is not received by the bill date in the month after the original bill date, BellSouth may provide written notice to Maxcess that additional applications for service will be refused and that any pending orders for service will not be completed if payment is not received by the fifteenth day following the date of the notice. In addition, BellSouth may, at the same time, give thirty (30) days notice to Maxcess at the billing address to discontinue the provision of existing services to Maxcess at any time thereafter.
- 1.7.3 In the case of such discontinuance, all billed charges, as well as applicable termination charges, shall become due.

- 1.7.4 If BellSouth does not discontinue the provision of the services involved on the date specified in the thirty days notice and Maxcess's noncompliance continues, nothing contained herein shall preclude BellSouth's right to discontinue the provision of the services to Maxcess without further notice.
- 1.7.5 If payment is not received or satisfactory arrangements made for payment by the date given in the written notification, Maxcess's services will be discontinued. Upon discontinuance of service on Maxcess's account, service to the Maxcess's end users will be denied. BellSouth will reestablish service at the request of the end user or Maxcess for BellSouth to reestablish service upon payment of the appropriate connection fee and subject to BellSouth's normal application procedures. Maxcess is solely responsible for notifying the end user of the proposed service disconnection. If within fifteen (15) days after an end user's service has been denied and no arrangements to reestablish service have been made consistent with this subsection, the end user's service will be disconnected.
- 1.8 Deposit Policy. When purchasing services from BellSouth, Maxcess will be required to complete the BellSouth Credit Profile and provide information regarding credit worthiness. Based on the results of the credit analysis, the Company reserves the right to secure the account with a suitable form of security deposit. Such security deposit shall take the form of cash, an Irrevocable Letter of Credit (BellSouth form), Surety Bond (BellSouth form) or, in its sole discretion, some other form of security. Any such security deposit shall in no way release Maxcess from his obligation to make complete and timely payments of his bill. Such security shall be required prior to the inauguration of service. If, in the sole opinion of BellSouth, circumstances so warrant and/or gross monthly billing has increased beyond the level initially used to determine the level of security, the BellSouth reserves the right to request additional security and/or file a Uniform Commercial Code (UCC1) security interest in Maxcess's "accounts receivables and proceeds." Interest on a security deposit, if provided in cash, shall accrue and be paid in accordance with the terms in the appropriate BellSouth tariff.
- 1.9 Rates. Rates for Optional Daily Usage File (ODUF), Enhanced Optional Daily Usage File (EODUF), Access Daily Usage File (ADUF), and Centralized Message Distribution Service (CMDS) are set out in Exhibit A to this Attachment. If no rate is identified in this Attachment, the rate for the specific service or function will be as set forth in applicable BellSouth tariff or as negotiated by the Parties upon request by either Party.

## **2. Billing Accuracy Certification**

- 2.1 Upon request, BellSouth and Maxcess will agree upon a billing quality assurance program for all billing elements covered in this Agreement that will eliminate the need for post-billing reconciliation. Appropriate terms for access to any BellSouth

documents, systems, records, and procedures for the recording and billing of charges will be part of that program.

- 2.2 As part of the billing quality assurance program, BellSouth and Maxcess will develop standards, measurements, and performance requirements for a local billing measurements process. On a regular basis BellSouth will provide Maxcess with mutually agreed upon performance measurement data that substantiates the accuracy, reliability, and integrity of the billing process for local billing. In return, Maxcess will pay all bills received from BellSouth in full by the payment due date.
- 2.3 Local billing discrepancies will be addressed in an orderly manner via a mutually agreed upon billing exemption process.
- 2.3.1 Each Party agrees to notify the other Party upon identifying a billing discrepancy. The Parties shall endeavor to resolve any billing discrepancy within sixty (60) calendar days of the notification date. A mutually agreed upon escalation process will be established for resolving local billing discrepancies as part of the billing quality assurance program.
- 2.3.2 Closure of a specific billing period will occur by joint agreement of the Parties whereby the Parties agree that such billing period is closed to any further analysis and financial transactions except those resulting from regulatory mandates. Closure will take place within a mutually agreed upon time interval from the bill date. The month being closed represents those charges that were billed or should have been billed by the designated bill date.

### **3. Billing Disputes**

- 3.1 Where the Parties have not agreed upon a billing quality assurance program, billing disputes shall be handled pursuant to the terms of this section.
- 3.1.1 Each Party agrees to notify the other Party in writing upon the discovery of a billing dispute. In the event of a billing dispute, the Parties will endeavor to resolve the dispute within sixty (60) calendar days of the notification date.
- 3.2 If a Party disputes a charge and does not pay such charge by the payment due date, or if a payment or any portion of a payment is received by either Party after the payment due date, or if a payment or any portion of a payment is received in funds which are not immediately available to the other Party, then a late payment penalty shall be assessed. For bills rendered by either Party for payment, the late payment charge for both Parties shall be calculated based on the portion of the payment not received by the payment due date times the late factor as set forth in the following BellSouth tariffs: for services purchased from the General Subscribers Services Tariff for purposes of resale and for ports and non-designed loops, Section A2 of the General

Subscriber Services Tariff; for services purchased from the Private Line Tariff for purposes of resale, Section B2 of the Private Line Service Tariff; and for network elements and other services and local interconnection charges, Section E2 of the Access Service Tariff. In no event, however, shall interest be assessed by either Party on any previously assessed late payment charges. The Parties shall assess interest on previously assessed late payment charges only in a state where it has the authority pursuant to its tariffs.

#### **4. RAO Hosting**

- 4.1 RAO Hosting, Calling Card and Third Number Settlement System (CATS) and Non-Intercompany Settlement System (NICS) services provided to Maxcess by BellSouth will be in accordance with the methods and practices regularly adopted and applied by BellSouth to its own operations during the term of this Agreement, including such revisions as may be made from time to time by BellSouth.
- 4.2 Maxcess shall furnish all relevant information required by BellSouth for the provision of RAO Hosting, CATS and NICS.
- 4.3 Compensation amounts, if applicable, will be billed by BellSouth to Maxcess on a monthly basis in arrears. Amounts due from one Party to the other (excluding adjustments) are payable within thirty (30) days of receipt of the billing statement.
- 4.4 Maxcess must have its own unique hosted RAO code. Requests for establishment of RAO status where BellSouth is the selected Centralized Message Distribution System (CMDS) interfacing host, require written notification from Maxcess to the BellSouth RAO Hosting coordinator at least eight (8) weeks prior to the proposed effective date. The proposed effective date will be mutually agreed upon between the Parties with consideration given to time necessary for the completion of required Telcordia (formerly BellCore) functions. BellSouth will request the assignment of an RAO code from its connecting contractor, currently Telcordia (formerly BellCore), on behalf of Maxcess and will coordinate all associated conversion activities.
- 4.5 BellSouth will receive messages from Maxcess that are to be processed by BellSouth, another LEC or CLEC in the BellSouth region or a LEC outside the BellSouth region.
- 4.6 BellSouth will perform invoice sequence checking, standard EMI format editing, and balancing of message data with the EMI trailer record counts on all data received from Maxcess.
- 4.7 All data received from Maxcess that is to be processed or billed by another LEC or CLEC within the BellSouth region will be distributed to that LEC or CLEC in accordance with the Agreement(s) which may be in effect between BellSouth and the involved LEC or CLEC.

- 4.8 All data received from Maxcess that is to be placed on the CMDS network for distribution outside the BellSouth region will be handled in accordance with the agreement(s) which may be in effect between BellSouth and its connecting contractor (currently Telcordia (formerly BellCore)).
- 4.9 BellSouth will receive messages from the CMDS network that are destined to be processed by Maxcess and will forward them to Maxcess on a daily basis.
- 4.10 Transmission of message data between BellSouth and Maxcess will be via CONNECT:Direct.
- 4.11 All messages and related data exchanged between BellSouth and Maxcess will be formatted in accordance with accepted industry standards for EMI formatted records and packed between appropriate EMI header and trailer records, also in accordance with accepted industry standards.
- 4.12 Maxcess will ensure that the recorded message detail necessary to recreate files provided to BellSouth will be maintained for back-up purposes for a period of three (3) calendar months beyond the related message dates.
- 4.13 Should it become necessary for Maxcess to send data to BellSouth more than sixty (60) days past the message date(s), Maxcess will notify BellSouth in advance of the transmission of the data. If there will be impacts outside the BellSouth region, BellSouth will work with its connecting contractor and Maxcess to notify all affected Parties.
- 4.14 In the event that data to be exchanged between the two Parties should become lost or destroyed, both Parties will work together to determine the source of the problem. Once the cause of the problem has been jointly determined and the responsible Party (BellSouth or Maxcess) identified and agreed to, the company responsible for creating the data (BellSouth or Maxcess) will make every effort to have the affected data restored and retransmitted. If the data cannot be retrieved, the responsible Party will be liable to the other Party for any resulting lost revenue. Lost revenue may be a combination of revenues that could not be billed to the end users and associated access revenues. Both Parties will work together to estimate the revenue amount based upon historical data through a method mutually agreed upon. The resulting estimated revenue loss will be paid by the responsible Party to the other Party within three (3) calendar months of the date of problem resolution, or as mutually agreed upon by the Parties.
- 4.15 Should an error be detected by the EMI format edits performed by BellSouth on data received from Maxcess, the entire pack containing the affected data will not be processed by BellSouth. BellSouth will notify Maxcess of the error condition. Maxcess will correct the error(s) and will resend the entire pack to BellSouth for



- processing. In the event that an out-of-sequence condition occurs on subsequent packs, Maxcess will resend these packs to BellSouth after the pack containing the error has been successfully reprocessed by BellSouth.
- 4.16 In association with message distribution service, BellSouth will provide Maxcess with associated intercompany settlements reports (CATS and NICS) as appropriate.
- 4.17 In no case shall either Party be liable to the other for any direct or consequential damages incurred as a result of the obligations set out in this Agreement.
- 4.18 RAO Compensation
- 4.18.1 Rates for message distribution service provided by BellSouth for Maxcess are as set forth in Exhibit A to this Attachment.
- 4.18.2 Rates for data transmission associated with message distribution service are as set forth in Exhibit A to this Attachment .
- 4.18.3 Data circuits (private line or dial-up) will be required between BellSouth and Maxcess for the purpose of data transmission. Where a dedicated line is required, Maxcess will be responsible for ordering the circuit, overseeing its installation and coordinating the installation with BellSouth. Maxcess will also be responsible for any charges associated with this line. Equipment required on the BellSouth end to attach the line to the mainframe computer and to transmit successfully ongoing will be negotiated on a case by case basis. Where a dial-up facility is required, dial circuits will be installed in the BellSouth data center by BellSouth and the associated charges assessed to Maxcess. Additionally, all message toll charges associated with the use of the dial circuit by Maxcess will be the responsibility of Maxcess. Associated equipment on the BellSouth end, including a modem, will be negotiated on a case by case basis between the Parties.
- 4.18.4 All equipment, including modems and software, that is required on the Maxcess end for the purpose of data transmission will be the responsibility of Maxcess.
- 4.19 Intercompany Settlements Messages
- 4.19.1 This Section addresses the settlement of revenues associated with traffic originated from or billed by Maxcess as a facilities based provider of local exchange telecommunications services outside the BellSouth region. Only traffic that originates in one Bell operating territory and bills in another Bell operating territory is included. Traffic that originates and bills within the same Bell operating territory will be settled on a local basis between Maxcess and the involved company(ies), unless that company is participating in NICS.

- 4.19.2 Both traffic that originates outside the BellSouth region by Maxcess and is billed within the BellSouth region, and traffic that originates within the BellSouth region and is billed outside the BellSouth region by Maxcess, is covered by this Agreement (CATS). Also covered is traffic that either is originated by or billed by Maxcess, involves a company other than Maxcess, qualifies for inclusion in the CATS settlement, and is not originated or billed within the BellSouth region (NICS).
- 4.19.3 Once Maxcess is operating within the BellSouth territory, revenues associated with calls originated and billed within the BellSouth region will be settled via Telcordia (formerly BellCore)'s, its successor or assign, NICS system.
- 4.19.4 BellSouth will receive the monthly NICS reports from Telcordia (formerly BellCore), its successor or assign, on behalf of Maxcess. BellSouth will distribute copies of these reports to Maxcess on a monthly basis.
- 4.19.5 BellSouth will receive the monthly Calling Card and Third Number Settlement System (CATS) reports from Telcordia (formerly BellCore), its successor or assign, on behalf of Maxcess. BellSouth will distribute copies of these reports to Maxcess on a monthly basis.
- 4.19.6 BellSouth will collect the revenue earned by Maxcess from the Bell operating company in whose territory the messages are billed (CATS), less a per message billing and collection fee of five cents (\$0.05), on behalf of Maxcess. BellSouth will remit the revenue billed by Maxcess to the Bell operating company in whose territory the messages originated, less a per message billing and collection fee of five cents (\$0.05), on behalf of Maxcess. These two amounts will be netted together by BellSouth and the resulting charge or credit issued to Maxcess via a monthly Carrier Access Billing System (CABS) miscellaneous bill.
- 4.19.7 BellSouth will collect the revenue earned by Maxcess within the BellSouth territory from another CLEC also within the BellSouth territory (NICS) where the messages are billed, less a per message billing and collection fee of five cents (\$0.05), on behalf of Maxcess. BellSouth will remit the revenue billed by Maxcess within the BellSouth region to the CLEC also within the BellSouth region, where the messages originated, less a per message billing and collection fee of five cents (\$0.05). These two amounts will be netted together by BellSouth and the resulting charge or credit issued to Maxcess via a monthly Carrier Access Billing System (CABS) miscellaneous bill.

BellSouth and Maxcess agree that monthly netted amounts of less than fifty dollars (\$50.00) will not be settled.

## **5. Optional Daily Usage File**

- 5.1 Upon written request from Maxcess, BellSouth will provide the Optional Daily Usage File (ODUF) service to Maxcess pursuant to the terms and conditions set forth in this section.
- 5.2 The Maxcess shall furnish all relevant information required by BellSouth for the provision of the Optional Daily Usage File.
- 5.3 The Optional Daily Usage Feed will contain billable messages that were carried over the BellSouth Network and processed in the BellSouth Billing System, but billed to a Maxcess customer.

Charges for delivery of the Optional Daily Usage File will appear on the Maxcesss' monthly bills. The charges are as set forth in Exhibit A to this Attachment.

- 5.4 The Optional Daily Usage Feed will contain both rated and unrated messages. All messages will be in the standard Alliance for Telecommunications Industry Solutions (ATIS) EMI record format.
- 5.5 Messages that error in the billing system of the Maxcess will be the responsibility of the Maxcess. If, however, the Maxcess should encounter significant volumes of errored messages that prevent processing by the Maxcess within its systems, BellSouth will work with the Maxcess to determine the source of the errors and the appropriate resolution.
- 5.6 The following specifications shall apply to the Optional Daily Usage Feed.

5.6.1 Usage To Be Transmitted

- 5.6.1.1 The following messages recorded by BellSouth will be transmitted to the Maxcess:

- Message recording for per use/per activation type services (examples: Three Way Calling, Verify, Interrupt, Call Return, ETC.)
- Measured billable Local
- Directory Assistance messages
- IntraLATA Toll
- WATS & 800 Service
  
- N11
- Information Service Provider Messages
- Operator Services Messages
- Operator Services Message Attempted Calls (Network Element only)
- Credit/Cancel Records
- Usage for Voice Mail Message Service

- 5.6.1.2 Rated Incollects (originated in BellSouth and from other companies) can also be on Optional Daily Usage File. Rated Incollects will be intermingled with BellSouth recorded rated and unrated usage. Rated Incollects will not be packed separately.
- 5.6.1.3 BellSouth will perform duplicate record checks on records processed to Optional Daily Usage File. Any duplicate messages detected will be deleted and not sent to Maxcess.
- 5.6.1.4 In the event that Maxcess detects a duplicate on Optional Daily Usage File they receive from BellSouth, Maxcess will drop the duplicate message (Maxcess will not return the duplicate to BellSouth).

## 5.6.2 Physical File Characteristics

- 5.6.2.1 The Optional Daily Usage File will be distributed to Maxcess via an agreed medium with CONNECT:Direct being the preferred transport method. The Daily Usage Feed will be a variable block format (2476) with an LRECL of 2472. The data on the Daily Usage Feed will be in a non-compacted EMI format (175 byte format plus modules). It will be created on a daily basis (Monday through Friday except holidays). Details such as dataset name and delivery schedule will be addressed during negotiations of the distribution medium. There will be a maximum of one dataset per workday per OCN.
- 5.6.2.2 Data circuits (private line or dial-up) may be required between BellSouth and Maxcess for the purpose of data transmission. Where a dedicated line is required, Maxcess will be responsible for ordering the circuit, overseeing its installation and coordinating the installation with BellSouth. Maxcess will also be responsible for any charges associated with this line. Equipment required on the BellSouth end to attach the line to the mainframe computer and to transmit successfully ongoing will be negotiated on a case by case basis. Where a dial-up facility is required, dial circuits will be installed in the BellSouth data center by BellSouth and the associated charges assessed to Maxcess. Additionally, all message toll charges associated with the use of the dial circuit by Maxcess will be the responsibility of Maxcess. Associated equipment on the BellSouth end, including a modem, will be negotiated on a case by case basis between the Parties. All equipment, including modems and software, that is required on Maxcess end for the purpose of data transmission will be the responsibility of Maxcess.

## 5.6.3 Packing Specifications

- 5.6.3.1 A pack will contain a minimum of one message record or a maximum of 99,999 message records plus a pack header record and a pack trailer record. One transmission can contain a maximum of 99 packs and a minimum of one pack.

- 5.6.3.2 The OCN, From RAO, and Invoice Number will control the invoice sequencing. The From RAO will be used to identify to Maxcess which BellSouth RAO that is sending the message. BellSouth and Maxcess will use the invoice sequencing to control data exchange. BellSouth will be notified of sequence failures identified by Maxcess and resend the data as appropriate.

The data will be packed using ATIS EMI records.

5.6.4 Pack Rejection

- 5.6.4.1 Maxcess will notify BellSouth within one business day of rejected packs (via the mutually agreed medium). Packs could be rejected because of pack sequencing discrepancies or a critical edit failure on the Pack Header or Pack Trailer records (i.e. out-of-balance condition on grand totals, invalid data populated). Standard ATIS EMI Error Codes will be used. Maxcess will not be required to return the actual rejected data to BellSouth. Rejected packs will be corrected and retransmitted to Maxcess by BellSouth.

5.6.5 Control Data

Maxcess will send one confirmation record per pack that is received from BellSouth. This confirmation record will indicate Maxcess received the pack and the acceptance or rejection of the pack. Pack Status Code(s) will be populated using standard ATIS EMI error codes for packs that were rejected by Maxcess for reasons stated in the above section.

5.6.6 Testing

- 5.6.6.1 Upon request from Maxcess, BellSouth shall send test files to Maxcess for the Optional Daily Usage File. The Parties agree to review and discuss the file's content and/or format. For testing of usage results, BellSouth shall request that Maxcess set up a production (LIVE) file. The live test may consist of Maxcess's employees making test calls for the types of services Maxcess requests on the Optional Daily Usage File. These test calls are logged by Maxcess, and the logs are provided to BellSouth. These logs will be used to verify the files. Testing will be completed within 30 calendar days from the date on which the initial test file was sent.

**6. Access Daily Usage File**

- 6.1. Upon written request from Maxcess, BellSouth will provide the Access Daily Usage File (ADUF) service to Maxcess pursuant to the terms and conditions set forth in this section.

- 6.2 The Maxcess shall furnish all relevant information required by BellSouth for the provision of the Access Daily Usage File.
- 6.3 The Access Daily Usage Feed will contain access messages associated with a port that Maxcess has purchased from BellSouth
- 6.4 Charges for delivery of the Access Daily Usage File will appear on the Maxcess's monthly bills. The charges are as set forth in Exhibit A to this Attachment. All messages will be in the standard Alliance for Telecommunications Industry Solutions (ATIS) EMI record format.
- 6.5 Messages that error in the billing system of the Maxcess will be the responsibility of the Maxcess. If, however, the Maxcess should encounter significant volumes of errored messages that prevent processing by the Maxcess within its systems, BellSouth will work with the Maxcess to determine the source of the errors and the appropriate resolution.
- 6.6 Usage To Be Transmitted
- 6.6.1 The following messages recorded by BellSouth will be transmitted to Maxcess:
- Originating and terminating interstate and intrastate access records associated with a port.
- Terminating access records for undetermined jurisdiction access records associated with a port.
- 6.6.2 When Maxcess purchases Network Element ports from BellSouth and calls are made using these ports, BellSouth will handle the calls as follows:
- Originating from Network Element and carried by Interexchange Carrier:
- BellSouth will bill network element to CLEC and send access record to the CLEC via ADUF
- Originating from network element and carried by BellSouth (Maxcess is BellSouth's toll customer):
- BellSouth will bill resale toll rates to Maxcess and send toll record for the end user toll billing purposes via ODUF (Optional Daily Usage File). Access record will be sent to Maxcess via ADUF.
- Terminating on network element and carried by Interexchange Carrier:
- BellSouth will bill network element to Maxcess and send access record to Maxcess.

Terminating on network element and carried by BellSouth:

BellSouth will bill network element to Maxcess and send access record to Maxcess.

6.6.3 BellSouth will perform duplicate record checks on records processed to the Access Daily Usage File. Any duplicate messages detected will be dropped and not sent to Maxcess.

6.6.4 In the event that Maxcess detects a duplicate on the Access Daily Usage File they receive from BellSouth, Maxcess will drop the duplicate message (Maxcess will not return the duplicate to BellSouth.)

6.6.5 Physical File Characteristics

6.6.5.1 The Access Daily Usage File will be distributed to Maxcess via an agreed medium with CONNECT:Direct being the preferred transport method. The Daily Usage Feed will be a fixed block format (2476) with an LRECL of 2472. The data on the Daily Usage Feed will be in a non-compacted EMI format (210 byte format plus modules). It will be created on a daily basis (Monday through Friday except holidays). Details such as dataset name and delivery schedule will be addressed during negotiations of the distribution medium. There will be a maximum of one dataset per workday per OCN.

6.6.5.2 Data circuits (private line or dial-up) may be required between BellSouth and Maxcess for the purpose of data transmission. Where a dedicated line is required, Maxcess will be responsible for ordering the circuit, overseeing its installation and coordinating the installation with BellSouth. Maxcess will also be responsible for any charges associated with this line. Equipment required on the BellSouth end to attach the line to the mainframe computer and to transmit successfully ongoing will be negotiated on a case by case basis. Where a dial-up facility is required, dial circuits will be installed in the BellSouth data center by BellSouth and the associated charges assessed to Maxcess. Additionally, all message toll charges associated with the use of the dial circuit by Maxcess will be the responsibility of Maxcess. Associated equipment on the BellSouth end, including a modem, will be negotiated on a case by case basis between the Parties. All equipment, including modems and software, that is required on Maxcess end for the purpose of data transmission will be the responsibility of Maxcess.

6.6.6 Packing Specifications

6.6.6.1 A pack will contain a minimum of one message record or a maximum of 99,999 message records plus a pack header record and a pack trailer record. One transmission can contain a maximum of 99 packs and a minimum of one pack.

- 6.6.6.2 The OCN, From RAO, and Invoice Number will control the invoice sequencing. The From RAO will be used to identify to Maxcess which BellSouth RAO that is sending the message. BellSouth and Maxcess will use the invoice sequencing to control data exchange. BellSouth will be notified of sequence failures identified by Maxcess and resend the data as appropriate.

The data will be packed using ATIS EMI records.

6.6.7 Pack Rejection

- 6.6.7.1 Maxcess will notify BellSouth within one business day of rejected packs (via the mutually agreed medium). Packs could be rejected because of pack sequencing discrepancies or a critical edit failure on the Pack Header or Pack Trailer records (i.e. out-of-balance condition on grand totals, invalid data populated). Standard ATIS EMI Error Codes will be used. Maxcess will not be required to return the actual rejected data to BellSouth. Rejected packs will be corrected and retransmitted to Maxcess by BellSouth.

6.6.8 Control Data

Maxcess will send one confirmation record per pack that is received from BellSouth. This confirmation record will indicate Maxcess received the pack and the acceptance or rejection of the pack. Pack Status Code(s) will be populated using standard ATIS EMI error codes for packs that were rejected by Maxcess for reasons stated in the above section.

6.6.9 Testing

- 6.6.9.1 Upon request from Maxcess, BellSouth shall send test files to Maxcess for the Access Daily Usage File. Testing shall consist of actual calls made from live accounts. A call log shall be supplied along with test request information. The Parties agree to review and discuss the file's content and/or format.

**7. Enhanced Optional Daily Usage File**

- 7.1 Upon written request from Maxcess, BellSouth will provide the Enhanced Optional Daily Usage File (EODUF) service to Maxcess pursuant to the terms and conditions set forth in this section. EODUF will only be sent to existing ODUF subscribers who request the EODUF option.
- 7.2 The Maxcess shall furnish all relevant information required by BellSouth for the provision of the Enhanced Optional Daily Usage File.



- 7.3 The Enhanced Optional Daily Usage File (EODUF) will provide usage data for local calls originating from resold Flat Rate Business and Residential Lines.

Charges for delivery of the Enhanced Optional Daily Usage File will appear on the Maxcess' monthly bills. The charges are as set forth in Exhibit A to this Attachment.

- 7.4 All messages will be in the standard Alliance for Telecommunications Industry Solutions (ATIS) EMI record format.

- 7.5 Messages that error in the billing system of the Maxcess will be the responsibility of the Maxcess. If, however, the Maxcess should encounter significant volumes of errored messages that prevent processing by the Maxcess within its systems, BellSouth will work with the Maxcess to determine the source of the errors and the appropriate resolution.

- 7.6 The following specifications shall apply to the Optional Daily Usage Feed.

7.6.1 Usage To Be Transmitted

- 7.6.1.1 The following messages recorded by BellSouth will be transmitted to the Maxcess:

Customer usage data for flat rated local call originating from CLEC end user lines (1FB or 1FR). The EODUF record for flat rate messages will include:

Date of Call  
From Number  
To Number  
Connect Time  
Conversation Time  
Method of Recording  
From RAO  
Rate Class  
Message Type  
Billing Indicators  
Bill to Number

- 7.6.1.2 BellSouth will perform duplicate record checks on EODUF records processed to Optional Daily Usage File. Any duplicate messages detected will be deleted and not sent to Maxcess.

- 7.6.1.3 In the event that Maxcess detects a duplicate on Enhanced Optional Daily Usage File they receive from BellSouth, Maxcess will drop the duplicate message (Maxcess will not return the duplicate to BellSouth).

## 7.6.2 Physical File Characteristics

- 7.6.2.1 The Enhanced Optional Daily Usage Feed will be distributed to Maxcess over their existing Optional Daily Usage File (ODUF) feed. The EODUF messages will be intermingled among Maxcess's Optional Daily Usage File (ODUF) messages. The EODUF will be a variable block format (2476) with an LRECL of 2472. The data on the EODUF will be in a non-compacted EMI format (175 byte format plus modules). It will be created on a daily basis (Monday through Friday except holidays).
- 7.6.2.2 Data circuits (private line or dial-up) may be required between BellSouth and Maxcess for the purpose of data transmission. Where a dedicated line is required, Maxcess will be responsible for ordering the circuit, overseeing its installation and coordinating the installation with BellSouth. Maxcess will also be responsible for any charges associated with this line. Equipment required on the BellSouth end to attach the line to the mainframe computer and to transmit successfully ongoing will be negotiated on a case by case basis. Where a dial-up facility is required, dial circuits will be installed in the BellSouth data center by BellSouth and the associated charges assessed to Maxcess. Additionally, all message toll charges associated with the use of the dial circuit by Maxcess will be the responsibility of Maxcess. Associated equipment on the BellSouth end, including a modem, will be negotiated on a case by case basis between the Parties. All equipment, including modems and software, that is required on Maxcess end for the purpose of data transmission will be the responsibility of Maxcess.

## 7.6.3 Packing Specifications

- 7.6.3.1 A pack will contain a minimum of one message record or a maximum of 99,999 message records plus a pack header record and a pack trailer record. One transmission can contain a maximum of 99 packs and a minimum of one pack.
- 7.6.3.2 The Operating Company Number (OCN), From Revenue Accounting Office (RAO), and Invoice Number will control the invoice sequencing. The From RAO will be used to identify to Maxcess which BellSouth RAO that is sending the message. BellSouth and Maxcess will use the invoice sequencing to control data exchange. BellSouth will be notified of sequence failures identified by Maxcess and resend the data as appropriate.

The data will be packed using ATIS EMI records.

BELLSOUTH/Maxcess RATES  
ODUF/EDOUF/ADUF/CMD5

DESCRIPTION	USOC	RATES BY STATE								
		AL	FL	GA	KY	LA	MS	NC	SC	TN
ODUF/EODUF/ADUF/CMD5										
ODUF: Recording, per message	N/A	\$0.0002	\$0.008	\$0.008	\$0.0008611	\$0.00019	\$0.0001179	\$0.008	\$0.0002862	\$0.008
ODUF: Message Processing, per message	N/A	\$0.0033	\$0.004	\$0.004	\$0.0032357	\$0.0024	\$0.0032089	\$0.004	\$0.0032344	\$0.004
EODUF: Message Processing, per message	N/A	\$0.004	\$0.004	\$0.004	\$0.004	\$0.004	\$0.004	\$0.004	\$0.004	\$0.004
ADUF: Message Processing, per message	N/A	\$0.004	\$0.004	\$0.004	\$0.004	\$0.004	\$0.004	\$0.004	\$0.004	\$0.004
CMD5: Message Processing, per message	N/A	\$0.004	\$0.004	\$0.004	\$0.004	\$0.004	\$0.004	\$0.004	\$0.004	\$0.004
ODUF: Message Processing, per magnetic tape provisioned	N/A	\$55.19	\$54.95	\$54.95	\$55.68	\$47.30	\$54.62	\$54.95	\$54.72	\$54.95
EODUF: Message Processing, per magnetic tape provisioned	N/A	\$47.30	\$47.30	\$47.30	\$47.30	\$47.30	\$47.30	\$47.30	\$47.30	\$47.30
ODUF: Data Transmission (CONNECT:DIRECT), per message	N/A	\$0.00004	\$0.001	\$0.001	\$0.0000365	\$0.00003	\$0.0000354	\$0.001	\$0.0000357	\$0.001
EODUF: Data Transmission (CONNECT:DIRECT), per message	N/A	\$0.0000364	\$0.0000364	\$0.0000364	\$0.0000364	\$0.0000364	\$0.0000364	\$0.0000364	\$0.0000364	\$0.0000364
ADUF: Data Transmission (CONNECT:DIRECT), per message	N/A	\$0.001	\$0.001	\$0.001	\$0.001	\$0.001	\$0.001	\$0.001	\$0.001	\$0.001
CMD5: Data Transmission (CONNECT:DIRECT), per message	N/A	\$0.001	\$0.001	\$0.001	\$0.001	\$0.001	\$0.001	\$0.001	\$0.001	\$0.001
NOTES:										
If no rate is identified in the contract, the rate for the specific service or function will be as set forth in applicable BellSouth tariff or as negotiated by the parties upon request by either party.										

## **Attachment 8**

### **Rights-of-Way, Conduits and Pole Attachments**

## **Rights-of-Way, Conduits and Pole Attachments**

BellSouth will provide nondiscriminatory access to any pole, duct, conduit, or right-of-way owned or controlled by BellSouth pursuant to 47 U.S.C. § 224, as amended by the Act, pursuant to terms and conditions of a license agreement subsequently negotiated with BellSouth's Competitive Structure Provisioning Center.

## **Attachment 9**

### **Performance Measurements**

## TABLE OF CONTENTS

<b>Service Performance Measurements And Enforcement Mechanisms .....</b>	<b>3</b>
<b>1. Scope .....</b>	<b>3</b>
<b>2. Reporting.....</b>	<b>3</b>
<b>3. Modifications to Measurements .....</b>	<b>3</b>
<b>4. Enforcement Mechanisms.....</b>	<b>4</b>
<b>EXHIBIT A .....</b>	<b>10</b>
<b>EXHIBIT B .....</b>	<b>78</b>
<b>EXHIBIT C .....</b>	<b>84</b>
<b>EXHIBIT D .....</b>	<b>100</b>
<b>EXHIBIT E .....</b>	<b>106</b>

## **Service Performance Measurements And Enforcement Mechanisms**

### **1. Scope**

This Attachment includes Enforcement Measurements with corresponding Enforcement Mechanisms applicable to this Agreement.

### **2. Reporting**

2.1 In providing services pursuant to this Agreement, BellSouth will report its performance to Maxcess in accordance with BellSouth's Service Quality Measurements, which are contained in this Attachment as Exhibit A and in accordance with BellSouth's Enforcement Measurements, which are contained in this Attachment as Exhibit B.

2.2 BellSouth will make performance reports available to Maxcess on a monthly basis. The reports will contain information collected in each performance category and will be available to Maxcess through some electronic medium to be determined by BellSouth. BellSouth will also provide electronic access to the raw data underlying the performance measurements. Within thirty (30) days of execution of this Agreement, BellSouth will provide a detailed session of instruction to Maxcess regarding access to the reports and to the raw data as well as the nature of the format of the data provided.

### **3. Modifications to Measurements**

#### **3.1 Service Quality Measurements**

3.1.1 BellSouth will update the Service Quality Measurements contained in Exhibit A of this Attachment each calendar quarter. BellSouth will not delete any Service Quality Measurement without prior written consent of Maxcess. Maxcess may provide input to BellSouth regarding any suggested additions, deletions or other modifications to the Service Quality Measurements. BellSouth will provide notice of all changes to the Service Quality Measurements via BellSouth's internet website.

3.1.2 Notwithstanding the foregoing, BellSouth may, from time to time, be ordered by a regulatory or judicial body to modify or amend the Service Quality Measurements. BellSouth will make all such changes to the Service Quality Measurements pursuant to the General Terms and Conditions of this Agreement, incorporated herein by reference.

3.1.3 Notwithstanding any other provision of this Agreement, in the event



a dispute arises regarding the modification or amendment of the Service Quality Measurements, the parties will refer the dispute to the Commission.

3.2 Enforcement Measurements and Statistical Test

- 3.2.1 In order for BellSouth to accurately administer the Enforcement Measurements contained in Exhibit B of this Attachment, the Enforcement Measurements shall be modified or amended only if BellSouth determines such modification or amendment is necessary. However, BellSouth will not delete any Enforcement Measurement without prior written consent of Maxcess. BellSouth will notify Maxcess of any such modification or amendment to the Enforcement Measurements via BellSouth's internet website.
- 3.2.2 Notwithstanding the foregoing, BellSouth may, from time to time, be ordered by a regulatory or judicial body to modify or amend the Enforcement Measurements and/or Statistical Test. BellSouth will make all such changes to the Enforcement Measurements and/or Statistical Test pursuant to the General Terms and Conditions of this Agreement, incorporated herein by reference.
- 3.2.3 Notwithstanding any other provision of this Agreement, in the event a dispute arises regarding the modification or amendment of the Enforcement Measurements and/or Statistical Test, the parties will refer the dispute to the Commission.

4. Enforcement Mechanisms

4.1 Purpose

This section establishes meaningful and significant enforcement mechanisms voluntarily provided by BellSouth to verify and maintain compliance between BellSouth and Maxcess's operations as well as to maintain access to Operational Support System (OSS) functions. This section provides the terms and conditions for such self-effectuating enforcement mechanisms.

4.2 Effective Date

The enforcement mechanisms set forth in this section shall only become effective upon an effective FCC order, which has not been stayed, authorizing BellSouth to provide interLATA telecommunications services under section 271 of the Act within a particular state and shall only apply to BellSouth's performance in any state in which the FCC has granted BellSouth interLATA authority.

4.3 Definitions

- 4.3.1 Enforcement Measurement Elements means the performance measurements set forth in Exhibit B, attached hereto and incorporated herein by this reference.
- 4.3.2 Enforcement Measurement Benchmark means a competitive level of performance negotiated by BellSouth used to compare the performance of BellSouth and Maxcess where no analogous process, product or service is feasible. See Exhibit B.
- 4.3.3 Enforcement Measurement Compliance means comparing performance levels provided to BellSouth retail customers with performance levels provided by BellSouth to the CLEC customer, as set forth in Exhibit C, attached hereto and incorporated herein by this reference.
- 4.3.4 Test Statistic and Balancing Critical Value is the means by which enforcement will be determine using statistically valid equations. See Exhibit C.
- 4.3.5 Cell is the point (below the wire center level) at which like-to-like comparisons are made. For example, all BellSouth retail POTS services, for residential customers, requiring a dispatch in a particular wire center, at a particular point in time will be compared directly to Maxcess resold services for residential customers, requiring a dispatch, in the same wire center, at a particular point in time. When determining compliance, these cells can have a positive or negative value. See Exhibit C.
- 4.3.6 Affected Volume means that proportion of the total Maxcess volume or CLEC Aggregate volume for which remedies will be paid.
- 4.3.7 Parity Gap refers to the incremental departure from a compliant-level of service. (See Exhibit D). This is also referred to as “diff” in the Statistical paper (See Exhibit C).
- 4.3.8 Tier-1 Enforcement Mechanisms means self-executing liquidated damages paid directly to Maxcess when BellSouth delivers non-compliant performance of any one of the Enforcement Measurement Elements for any month as calculated by BellSouth.
- 4.3.9 Tier-2 Enforcement Mechanisms means Assessments paid directly to a state Public Service Commission (“Commission”) or its designee. Tier 2 Enforcement Mechanisms are triggered by three consecutive monthly failures in a quarter in which BellSouth performance is out of compliance or does not meet the benchmarks for the aggregate of all CLEC data as

calculated by BellSouth for a particular Enforcement Measurement Element.

- 4.3.10 Tier-3 Enforcement Mechanisms means the voluntary suspension of additional marketing and sales of long distance services triggered by excessive repeat failures of those specific submeasures as defined in Exhibit D attached hereto and incorporated herein by this reference.

4.4 Application

- 4.4.1 The application of the Tier-1, Tier-2, and Tier-3 Enforcement Mechanisms does not foreclose other non-contractual legal and regulatory claims and remedies available to Maxcess.

- 4.4.2 Proof of damages resulting from BellSouth's failure to maintain Enforcement Measurement Compliance would be difficult to ascertain and, therefore, liquidated damages are a reasonable approximation of any contractual damage. Liquidated damages under this provision are not intended to be a penalty.

4.5 Methodology

- 4.5.1 Tier-1 Enforcement Mechanisms will be triggered by BellSouth's failure to achieve Enforcement Measurement Compliance or Enforcement Measurement Benchmarks for the State for a given Enforcement Measurement Element in a given month based upon a test statistic and balancing critical value calculated by BellSouth utilizing BellSouth generated data. The method of calculation is attached hereto as Exhibit D and incorporated herein by this reference.

- 4.5.1.1 Tier-1 Enforcement Mechanisms apply on a per transaction basis for each negative cell and will escalate based upon the number of consecutive months that BellSouth has reported non-compliance.

- 4.5.1.2 Fee Schedule for Tier-1 Enforcement Mechanisms is shown in Table-1 attached hereto as Exhibit E and incorporated herein by this reference. Failures beyond Month 6 (as set forth in Table 1) will be subject to Month 6 fees.

- 4.5.2 Tier-2 Enforcement Mechanisms will be triggered by BellSouth's failure to achieve Enforcement Measurement Compliance or Enforcement Measurement Benchmarks for the State in a given calendar quarter based upon a statistically valid equation calculated by BellSouth utilizing BellSouth generated data. The method of calculation is attached hereto as Exhibit D and incorporated herein by reference.

- 4.5.2.1 Tier- 2 Enforcement Mechanisms apply, for an aggregate of all CLEC data generated by BellSouth, on a per transaction basis for each negative cell for a particular Enforcement Measurement Element.
- 4.5.2.2 Fee Schedule for Total Quarterly Tier-2 Enforcement Mechanisms is show in Table-2 attached hereto as Exhibit E and incorporated herein by this reference.
- 4.5.3 Tier-3 Enforcement Mechanisms will be triggered by BellSouth's failure to achieve Enforcement Measurement Compliance or Enforcement Measurement Benchmarks for a State in a given calendar quarter. The method of calculation for specified submeasures is identical to the method of calculation for Tier-2 Enforcement Mechanisms as described above. The specific submeasures which are the mechanism for triggering and removing a Tier-3 Enforcement Mechanisms are described in more detail in Exhibit D attached hereto and incorporated herein by this reference.
- 4.6 Payment of Tier-1 and Tier-2 Amounts
  - 4.6.1 If BellSouth performance triggers an obligation to pay Tier-1 Enforcement Mechanisms to Maxcess or an obligation to remit Tier-2 Enforcement Mechanisms to the Commission, BellSouth shall make payment in the required amount on or before the thirtieth (30<sup>th</sup>) day following the due date of the performance measurement report for the month in which the obligation arose.
  - 4.6.2 For each day after the due date that BellSouth fails to pay Maxcess the required amount, BellSouth will pay interest to Maxcess at the maximum rate permitted by state law.
  - 4.6.3 For each day after the due date that BellSouth fails to pay the Tier-2 Enforcement Mechanisms, BellSouth will pay the Commission an additional \$1,000 per day.
  - 4.6.4 If Maxcess disputes the amount paid to Maxcess for Tier-1 Enforcement Mechanisms, Maxcess shall submit a written claim to BellSouth within sixty (60) days after the date of the performance measurement report for which the obligation arose. BellSouth shall investigate all claims and provide Maxcess written findings within thirty (30) days after receipt of the claim. If BellSouth determines Maxcess is owed additional amounts, BellSouth shall pay Maxcess such additional amounts within thirty (30) days after its findings along with interest paid at the maximum rate permitted by law.

- 4.6.5 At the end of each calendar year, BellSouth will have its independent auditing and accounting firm certify that the results of all Tier-1 and Tier-2 Enforcement Mechanisms were paid and accounted for in accordance with Generally Accepted Account Principles (GAAP).
- 4.7 Limitations of Liability
- 4.7.1 BellSouth will not be responsible for Maxcess acts or omissions that cause performance measures to be missed or fail, including but not limited to accumulation and submission of orders at unreasonable quantities or times or failure to submit accurate orders or inquiries. BellSouth shall provide Maxcess with reasonable notice of such acts or omissions and provide Maxcess any such supporting documentation.
- 4.7.2 BellSouth shall not be obligated for Tier-1, Tier-2 or Tier 3 Enforcement Mechanisms for non-compliance with a performance measure if such non-compliance was the result of an act or omission by Maxcess that is in bad faith.
- 4.7.3 BellSouth shall not be obligated to pay Tier-1 Enforcement Mechanisms or Tier-2 Enforcement Mechanism for non-compliance with a performance measurement if such non-compliance was the result of any of the following: a Force Majeure event as set forth in the General Terms and Conditions of this Agreement; an act or omission by Maxcess that is contrary to any of its obligations under its Interconnection Agreement with BellSouth; an act or omission by Maxcess that is contrary to any of its obligations under the Act, Commission rule, or state law; an act or omission associated with third-party systems or equipment; or any occurrence that results from an incident reasonably related to the Y2K problem.
- 4.7.4 It is not the intent of the Parties that BellSouth be liable for both Tier-2 Enforcement Mechanisms and any other assessments or sanctions imposed by the Commission. Maxcess will not oppose any effort by BellSouth to set off Tier-2 Enforcement Mechanisms from any additional assessment imposed by the Commission.
- 4.7.5 Payment of any Tier-1 or Tier-2 Enforcement Mechanisms shall not be considered as an admission against interest or an admission of liability or culpability in any legal, regulatory or other proceeding relating to BellSouth's performance. The payment of any Tier-1 Enforcement Mechanisms to Maxcess shall release BellSouth for any liability associated with or related to the service performance measurement for the month for which the Enforcement Mechanisms was paid to Maxcess.

4.7.6 Maxcess acknowledges and argues that the Enforcement Mechanisms contained in this attachment have been provided by BellSouth on a completely voluntary basis in order to maintain compliance between BellSouth and Maxcess. Therefore, Maxcess may not use the existence of this section or any payments of any Tier-1 or Tier-2 Enforcement Mechanisms under this section as evidence that BellSouth has not complied with or has violated any state or federal law or regulation.

4.8 Enforcement Mechanism Caps

4.8.1 BellSouth's liability for the payment of Tier-1 and Tier-2 Enforcement Mechanisms shall be collectively capped at \$625M per year for the entire BellSouth region as set forth below.

AL - \$54M	MS - \$44M
FL - \$122M	NC - \$77M
GA - \$131M	SC - \$47M
KY - \$34M	TN - \$57M
LA - \$59M	
Regional Total - \$625M	

4.8.2 If BellSouth's liability for the payment of Tier-1 and Tier-2 Enforcement Mechanisms exceed the caps referenced in this attachment, Maxcess may commence a proceeding with the Commission to demonstrate why BellSouth should pay any amount in excess of the cap. Maxcess shall have the burden of proof to demonstrate why, under the circumstances, BellSouth should have additional liability.

4.9 Dispute Resolution

4.9.1 Notwithstanding any other provision of this Agreement, any dispute regarding BellSouth's performance or obligations pursuant to this Attachment shall be resolved by the Commission.

# EXHIBIT A

## **ORDERING**

<b>Report/Measurement:</b>	
<b>O-7. Speed of Answer in Ordering Center</b>	
<b>Definition:</b>	
Measures the average time a customer is in queue.	
<b>Exclusions:</b>	
None	
<b>Business Rules:</b>	
The clock starts when the appropriate option is selected (i.e. 1 for Resale Consumer, 2 for Resale Multiline, and 3 for UNE-LNP, etc.) and the call enters the queue for that particular group in the LCSC. The clock stops when a BST service representative in the LCSC answers the call. The speed of answer is determined by measuring and accumulating the elapsed time from the entry of a CLEC call into the BellSouth automatic call distributor (ACD) until the a service representative in BSTs Local Carrier Service Center (LCSC) answers the CLEC call.	
<b>Calculation:</b>	
$\text{(Total time in seconds to reach the LCSC)} / \text{(Total Number of Calls) in the Reporting Period.}$	
<b>Report Structure:</b>	
<ul style="list-style-type: none"> <li>• CLEC Aggregate</li> <li>• BST Aggregate (Combination of Residence Service Center and Business Service Center data under development)</li> </ul>	
<b>Level of Disaggregation:</b>	
<ul style="list-style-type: none"> <li>• CLEC Aggregate</li> <li>• BST Aggregate (Combination of Residence Service Center and Business Service Center data under development)</li> </ul>	
<b>Data Retained Relating to CLEC Experience:</b>	<b>Data Retained Relating to BST Performance:</b>
<ul style="list-style-type: none"> <li>• Mechanized tracking through LCSC Automatic Call Distributor</li> </ul>	<ul style="list-style-type: none"> <li>• Mechanized tracking through BST Retail center support systems</li> </ul>
<b>Retail Analog/Benchmark:</b>	
For CLEC, Speed of Answer in Ordering Center (LCSC) is comparable to Speed of Answer in BST Business Offices. See Appendix D	

Revision Date: 02/16/00 (lg)



## **ORDERING – (LNP)**

<b>Report/Measurement:</b>
<b>LNP-8. Percent Rejected Service Requests</b>
<b>Definition:</b>
Percent Rejected Service Request is the percent of total Local Service Requests (LSRs) which are rejected due to error or omission. An LSR is considered valid when it is electronically submitted by the CLEC and passes LNP Gateway edit checks to insure the data received is correctly formatted and complete, i.e., fatal rejects are excluded.
<b>Exclusions:</b>
<ul style="list-style-type: none"> <li>• Service Requests canceled by the CLEC</li> <li>• Fatal Rejects</li> <li>• Order Activities of BST or the CLEC associated with internal or administrative use of local services (Record Orders, Test Orders, etc.) where identifiable.</li> </ul>
<b>Business Rules:</b>
<p>An LSR is considered “rejected” when it is submitted electronically but does not pass edit checks in the ordering systems (EDI, TAG, LNP Gateway, LAUTO) and is returned to the CLEC without manual intervention.</p> <p><b>Fully Mechanized:</b> There are two types of “Rejects” in the Fully Mechanized category:</p> <ul style="list-style-type: none"> <li>• A Fatal Reject occurs when a CLEC attempts to electronically submit an LSR (via EDI or TAG) but required fields are not populated correctly and the request is returned to the CLEC. Fatal rejects are reported in a separate column, and for informational purposes ONLY. They are not considered in the calculation of the percent of total LSRs rejected or the total number of rejected LSRs.</li> <li>• An Auto Clarification is a valid LSR which is electronically submitted (via EDI or TAG), but is rejected from LAUTO because it does not pass further edit checks for order accuracy. Auto Clarifications are returned without manual intervention.</li> </ul> <p><b>Partially Mechanized:</b> A valid LSR which is electronically submitted (via EDI or TAG), but cannot be processed electronically due to a CLEC error and “falls out” for manual handling. It is then put into “clarification”, and sent back to the CLEC.</p> <p><b>Total Mechanized:</b> Combination of Fully Mechanized and Partially Mechanized rejects.</p>
<b>Calculation</b>
<p><b>Percent Rejected Service Requests:</b></p> $[(\text{Number of Service Requests Rejected in the Reporting Period}) / (\text{Number of Service Requests Received in the Reporting Period})] \times 100$
<b>Report Structure:</b>
<ul style="list-style-type: none"> <li>• Fully Mechanized, Partially Mechanized, Total Mechanized</li> <li>• CLEC Specific</li> <li>• CLEC Aggregate</li> </ul>
<b>Level of Disaggregation:</b>
<ul style="list-style-type: none"> <li>• Product Reporting Levels <ul style="list-style-type: none"> <li>➢ LNP</li> <li>➢ UNE Loop with LNP</li> </ul> </li> <li>• Geographic Scope <ul style="list-style-type: none"> <li>➢ .State, Region</li> </ul> </li> </ul>
<b>Retail Analog/Benchmark:</b>
See Appendix D

Revision Date: 02/16/00 (lg)

## **ORDERING – (LNP)**

<b>Report/M Measurement:</b>
<b>LNP-9. Reject Interval Distribution &amp; Average Reject Interval</b>
<b>Definition:</b>
Reject Interval is the average reject time from receipt of an LSR to the distribution of a Reject. An LSR is considered valid when it is electronically submitted by the CLEC and passes LNP Gateway edit checks to insure the data received is correctly formatted and complete, i.e., fatal rejects are excluded.
<b>Exclusions:</b>
<ul style="list-style-type: none"> <li>• Service Requests canceled by CLEC</li> <li>• Fatal Rejects</li> <li>• Order Activities of BST or the CLEC associated with internal or administrative use of local services (Record Orders, Test Orders, etc.) where identifiable.</li> </ul>
<b>Business Rules:</b>
<p>The Reject interval is determined for each rejected LSR processed during the reporting period. The Reject interval is the elapsed time from when BST receives LSR until that LSR is rejected back to the CLEC. Elapsed time for each LSR is accumulated for each reporting dimension. The accumulated time for each reporting dimension is then divided by the associated total number of rejected LSRs to produce the reject interval distribution.</p> <p>An LSR is considered “rejected” when it is submitted electronically but does not pass edit checks in the ordering systems (EDI, TAG, LNP Gateway, LAUTO) and is returned to the CLEC without manual intervention.</p> <p><b>Fully Mechanized:</b> There are two types of “Rejects” in the Fully Mechanized category:</p> <ul style="list-style-type: none"> <li>• A Fatal Reject occurs when a CLEC attempts to electronically submit an LSR but required fields are not populated correctly and the request is returned to the CLEC. <i>Fatal rejects are reported in a separate column, and for informational purposes ONLY. They are not considered in the calculation of the percent of total LSRs rejected or the number of rejected LSRs.</i></li> <li>• An Auto Clarification is a valid LSR which is electronically submitted (via EDI or TAG), but rejected from LAUTO because it does not pass further edit checks for order accuracy. Auto Clarifications are returned without manual intervention.</li> </ul> <p><b>Partially Mechanized:</b> A valid LSR which is electronically submitted (via EDI or TAG), but cannot be processed electronically due to a CLEC error and “falls out” for manual handling. It is then put into “clarification”, and sent back to the CLEC.</p> <p><b>Total Mechanized:</b> Combination of Fully Mechanized and Partially Mechanized rejects.</p>
<b>Calculation:</b>
<p><b>Average Reject Interval:</b>  <math display="block">\Sigma [(\text{Date \&amp; Time of Service Request Rejection}) - (\text{Date \&amp; Time of Service Request Receipt})] / (\text{Total Number of Service Requests Rejected in Reporting Period})</math></p> <p><b>Reject Interval Distribution:</b>  <math display="block">[S (\text{Service Requests Rejected in “X” minutes/hours}) / (\text{Total Number of Service Requests Rejected in Reporting Period})] \times 100</math></p>
<b>Report Structure:</b>
<ul style="list-style-type: none"> <li>• Fully Mechanized, Partially Mechanized, Total Mechanized</li> <li>• CLEC Specific</li> <li>• CLEC Aggregate</li> </ul>

**ORDERING – (LNP) - Reject Interval Distribution & Average Reject Interval – Continued)**

<b>Level of Disaggregation:</b>
<ul style="list-style-type: none"><li>• Reported in intervals = 0 - 4 minutes, 4 - 8 minutes, 8 - 12 minutes, 12 - 60 minutes, 0 - 1 hours, 1 - 8 hours, 8 - 24 hours, &gt;24 hours</li><li>• Product Reporting Levels<ul style="list-style-type: none"><li>➤ LNP</li><li>➤ UNE Loop with LNP</li></ul></li><li>• Geographic Scope<ul style="list-style-type: none"><li>➤ .State, Region</li></ul></li><li>• Average Interval in Days</li></ul>
<b>Retail Analog/Benchmark:</b>
See Appendix D

Revision Date: 02/16/00 (lg)

## **ORDERING – (LNP)**

<b>Report/Measurement:</b>
<b>LNP-10. Firm Order Confirmation Timeliness Interval Distribution &amp; Firm Order Confirmation Average Interval</b>
<b>Definition:</b>
Interval for Return of a Firm Order Confirmation (FOC Interval) is the average response time from receipt of a valid LSR to distribution of a firm order confirmation.
<b>Exclusions:</b>
<ul style="list-style-type: none"> <li>Rejected LSRs (Clarifications or Fatal Rejects)</li> <li>Order Activities of BST or the CLEC associated with internal or administrative use of local services (Record Orders, Test Orders, etc.) where identifiable.</li> </ul>
<b>Business Rules:</b>
<p>The Firm Order Confirmation interval is determined for each FOC'd LSR processed during the reporting period. The Firm Order Confirmation interval is the elapsed time from when BST receives an LSR until that LSR is confirmed back to the CLEC. Elapsed time for each LSR is accumulated for each reporting dimension. The accumulated time for each reporting dimension is then divided by the associated total number of orders completed to produce the Firm Order Confirmation timeliness interval distribution.</p> <ul style="list-style-type: none"> <li><b>Mechanized</b> - The elapsed time from receipt of a valid LSR until the LSR is processed and appropriate service orders are generated in SOCS without manual intervention.</li> <li><b>Partially Mechanized</b> - The elapsed time from receipt of an electronically submitted LSR which falls out for manual handling by the LCSC personnel until appropriate service orders are issued by a BST service representative via Direct Order Entry (DOE) or Service Order Negotiation Generation System (SONGS).</li> <li><b>Total Mechanized</b> - Combination of Fully Mechanized and Partially Mechanized FOCs.</li> </ul>
<b>Calculation:</b>
<p><b>Average FOC Interval:</b>  <math display="block">S \left[ (\text{Date \&amp; Time of Firm Order Confirmation}) - (\text{Date \&amp; Time of Service Request Receipt}) \right] / (\text{Total number of Service Requests Confirmed in the Reporting Period})</math></p> <p><b>FOC Interval Distribution:</b>  <math display="block">S \left[ (\text{Service Requests Confirmed in "X" minutes/hours in the Reporting Period}) / (\text{Total Service Requests Confirmed in the Reporting Period}) \right] \times 100</math></p>
<b>Report Structure:</b>
<ul style="list-style-type: none"> <li>Fully Mechanized, Partially Mechanized, Total Mechanized</li> <li>CLEC Specific</li> <li>CLEC Aggregate</li> </ul>
<b>Level of Disaggregation:</b>
<ul style="list-style-type: none"> <li>Reported in intervals = 0 - 15 minutes, 15 - 30 minutes, 30 - 45 minutes, 45 - 60 minutes, 90 - 120 minutes, 120 - 240 minutes, 4 - 8 hours, 8 - 12 hours, 12 - 16 hours, 16 - 20 hours, 20 - 24 hours, 24 - 48 hours, &gt;48 hours</li> <li>Product Reporting Levels <ul style="list-style-type: none"> <li>LNP</li> <li>UNE Loop with LNP</li> </ul> </li> <li>Geographic Scope <ul style="list-style-type: none"> <li>.State, Region</li> </ul> </li> </ul>
<b>Retail Analog/Benchmark:</b>
See Appendix D

Revision Date: 02/16/00 (lg)

## **Provisioning Disaggregation**

### **Product Reporting Levels**

- Resale and Retail
  - Pots – Residence
  - Pots – Business
  - Design
  - PBX (Louisiana SQM)
  - CENTREX (Louisiana SQM)
  - ISDN (Louisiana SQM) (**NOTE:** ISDN included in POTS for Georgia Only)
  - ESSX (Louisiana SQM)
- Unbundled Network Elements
  - UNE Design
  - UNE Non – Design
  - UNE 2 Wire Loop (Louisiana SQM)
  - UNE Loop Other (Louisiana SQM)
  - Unbundled Ports (Louisiana SQM)
- Trunks
  - Local Interconnection Trunks
- Geographic Scope
  - State, Region and further geographic disaggregation as required by State Commission Order (e.g. Metropolitan Service Area – MSA)

The following measure is the exception for all states:

Coordinated Customer Conversion

Which is disaggregated as follows:

UNE LOOPS with INP

UNE LOOPS without INP

## **PROVISIONING**

<b>Report/Measurement:</b>
<b>P-1. Mean Held Order Interval &amp; Distribution Intervals</b>
<b>Definition:</b>
When delays occur in completing CLEC orders, the average period that CLEC orders are held for BST reasons, pending a delayed completion, should be no worse for the CLEC when compared to BST delayed orders.
<b>Exclusions:</b>
Order Activities of BST associated with internal or administrative use of local services.
<b>Business Rules:</b>
<p><b>Mean Held Order Interval:</b> This metric is computed at the close of each report period. The held order interval is established by first identifying all orders, at the close of the reporting interval, that both have not been reported as completed in SOCS and have passed the currently committed due date for the order. For each such order, the number of calendar days between the committed due date and the close of the reporting period is established and represents the held order interval for that particular order. The held order interval is accumulated by the standard groupings, unless otherwise noted, and the reason for the order being held. The total number of days accumulated in a category is then divided by the number of held orders within the same category to produce the mean held order interval. The interval is by calendar days with no exclusions for Holidays or Sundays.</p> <p>CLEC Specific reporting is by type of held order (facilities, equipment, other), total number of orders held, and the total and average days.</p> <p><b>Held Order Distribution Interval:</b> This measure provides data to report total days held and identifies these in categories of &gt;15 days and &gt; 90 days. (orders counted in &gt;90 days are also included in &gt;15 days).</p>
<b>Calculation:</b>
<p><b>Mean Held Order Interval:</b>  <math display="block">\Sigma(\text{Reporting Period Close Date} - \text{Committed Order Due Date}) / (\text{Number of Orders Pending and Past The Committed Due Date})</math> for all orders pending and past the committed due date.</p> <p><b>Held Order Distribution Interval:</b>  <math display="block">(\# \text{ of Orders Held for } \geq 90 \text{ days}) / (\text{Total } \# \text{ of Orders Pending But Not Completed}) \times 100</math> <math display="block">(\# \text{ of Orders Held for } \geq 15 \text{ days}) / (\text{Total } \# \text{ of Orders Pending But Not Completed}) \times 100</math></p>
<b>Report Structure:</b>
<ul style="list-style-type: none"> <li>• CLEC Specific</li> <li>• CLEC Aggregate</li> <li>• BST Aggregate</li> </ul>
<b>Level of Disaggregation:</b>
Circuit breakout < 10, > = 10

**PROVISIONING - Mean Held Order Interval & Distribution Intervals – Continued)**

Data Retained Relating to CLEC Experience	Data Retained Relating to BST Experience
<ul style="list-style-type: none"> <li>• Report Month</li> <li>• CLEC Order Number and PON (PON)</li> <li>• Order Submission Date (TICKET_ID)</li> <li>• Committed Due Date (DD)</li> <li>• Service Type(CLASS_SVC_DESC)</li> <li>• Hold Reason</li> <li>• Total line/circuit count</li> <li>• Geographic Scope</li> </ul> <p><b>NOTE:</b> Code in parentheses is the corresponding header found in the raw data file.</p>	<ul style="list-style-type: none"> <li>• Report Month</li> <li>• BST Order Number</li> <li>• Order Submission Date</li> <li>• Committed Due Date</li> <li>• Service Type</li> <li>• Hold Reason</li> <li>• Total line/circuit count</li> <li>• Geographic Scope</li> </ul>
<p><b>Retail Analog/Benchmark:</b></p> <p>CLEC Residence Resale / BST Residence Retail  CLEC Business Resale / BST Business Retail  CLEC Non-UNE Design / BST Design  Interconnection Trunks-CLEC / Interconnection Trunks –BST  UNEs-(See Appendix D)</p>	

Revision Date: 02/24/00 (taf)

## **PROVISIONING**

<b>Report/Measurement:</b>	
<b>P-2. Average Jeopardy Notice Interval &amp; Percentage of Orders Given Jeopardy Notices</b>	
<b>Definition:</b>	
When BST can determine in advance that a committed due date is in jeopardy, it will provide advance notice to the CLEC.	
<b>Exclusions:</b>	
<ul style="list-style-type: none"> <li>• Orders held for CLEC end user reasons</li> <li>• Orders submitted to BST through non-mechanized methods</li> </ul>	
<b>Business Rules:</b>	
When BST can determine in advance that a committed due date is in jeopardy it will provide advance notice to the CLEC. The number of committed orders in a report period is the number of orders that have a due date in the reporting period.	
<b>Calculation:</b>	
<b>Average Jeopardy Interval</b> = $\Sigma [ (\text{Date and Time of Scheduled Due Date on Service Order}) - (\text{Date and Time of Jeopardy Notice}) ] / [\text{Number of Orders Notified of Jeopardy in Reporting Period}]$ <b>Percent of Orders Given Jeopardy Notice</b> = $\Sigma [ (\text{Number of Orders Given Jeopardy Notices in Reporting Period}) / (\text{Number of Orders Confirmed (due) in Reporting Period}) ]$	
<b>Report Structure:</b>	
<ul style="list-style-type: none"> <li>• CLEC Specific</li> <li>• CLEC Aggregate</li> <li>• BST Aggregate</li> </ul>	
<b>Data Retained Relating to CLEC Experience</b>	<b>Data Retained Relating to BST Experience</b>
<ul style="list-style-type: none"> <li>• Report Month</li> <li>• CLEC Order Number and PON</li> <li>• Date and Time Jeopardy Notice sent</li> <li>• Committed Due Date</li> <li>• Service Type</li> </ul>	<ul style="list-style-type: none"> <li>• Report Month</li> <li>• BST Order Number</li> <li>• Date and Time Jeopardy Notice sent</li> <li>• Committed Due Date</li> <li>• Service type</li> </ul>
<b>NOTE:</b> Code in parentheses is the corresponding header found in the raw data file.	
<b>Retail Analog/Benchmark:</b>	
95% > = 24 hours	

Revision Date: 01/05/00 (taf)



## **PROVISIONING**

<b>Report/Measurement:</b>	
<b>P-3. Percent Missed Installation Appointments</b>	
<b>Definition:</b>	
“Percent missed installation appointments” monitors the reliability of BST commitments with respect to committed due dates to assure that CLECs can reliably quote expected due dates to their retail customer as compared to BST.	
<b>Exclusions:</b>	
<ul style="list-style-type: none"> <li>• Canceled Service Orders</li> <li>• Order Activities of BST or the CLEC associated with internal or administrative use of local services (Record Orders, Test Orders, etc.)</li> <li>• Disconnect (D) &amp; From (F) orders</li> <li>• End User Misses on Interconnection Trunks</li> </ul>	
<b>Business Rules:</b>	
Percent Missed Installation Appointments is the percentage of total orders processed for which BST is unable to complete the service orders on the confirmed due dates. Missed Appointments caused by end-user reasons will be included and reported separately. A business day is any time period within the same date frame, which means there cannot be a cutoff time for commitments as certain types of orders are requested to be worked after standard business hours. Also, during Daylight Savings Time, field technicians are scheduled until 9PM in some areas and the customer is offered a greater range of intervals from which to select.	
<b>Calculation:</b>	
Percent Missed Installation Appointments = $\Sigma$ (Number of Orders Not Complete by Committed Due Date in Reporting Period) / (Number of Orders Confirmed in Reporting Period) X 100	
<b>Report Structure:</b>	
<ul style="list-style-type: none"> <li>• CLEC Specific</li> <li>• CLEC Aggregate</li> <li>• BST Aggregate</li> </ul> <p><b>Report explanation:</b> The difference between End User MA and Total MA is the result of BST caused misses. Here, Total MA is the total % of orders missed either by BST or CLEC end user. The End User MA represents the percentage of orders missed by the CLEC or their end user.</p>	
<b>Level of Disaggregation:</b>	
<ul style="list-style-type: none"> <li>• Reported in categories of &lt;10 lines/circuits; &gt; = 10 lines/circuits</li> <li>• Dispatch/No Dispatch</li> </ul>	
<b>Data Retained Relating to CLEC Experience</b>	<b>Data Retained Relating to BST Experience</b>
<ul style="list-style-type: none"> <li>• Report Month</li> <li>• CLEC Order Number and PON (PON)</li> <li>• Committed Due Date (DD)</li> <li>• Completion Date (CMPLTN DD)</li> <li>• Status Type</li> <li>• Status Notice Date</li> <li>• Standard Order Activity</li> <li>• Geographic Scope</li> </ul>	<ul style="list-style-type: none"> <li>• Report Month</li> <li>• BST Order Number</li> <li>• Committed Due Date (DD)</li> <li>• Completion Date (CMPLTN DD)</li> <li>• Status Type</li> <li>• Status Notice Date</li> <li>• Standard Order Activity</li> <li>• Geographic Scope</li> </ul>
<b>NOTE:</b> Code in parentheses is the corresponding header found in the raw data file.	
<b>Retail Analog/Benchmark:</b>	
CLEC Residence Resale / BST Residence Retail CLEC Business Resale / BST Business Retail CLEC Non-UNE Design / BST Design Interconnection Trunks-CLEC / Interconnection Trunks –BST UNEs-(See Appendix D)	

Revision Date: 02/28/00 (taf)

## **PROVISIONING**

<b>Report/Measurement :</b>
<b>P-4. Average Completion Interval (OCI) &amp; Order Completion Interval Distribution</b>
<b>Definition:</b>
The “average completion interval” measure monitors the interval of time it takes BST to provide service for the CLEC or its’ own customers. The “Order Completion Interval Distribution” provides the percentage of orders completed within certain time periods.
<b>Exclusions:</b>
<ul style="list-style-type: none"> <li>• Canceled Service Orders</li> <li>• Order Activities of BST or the CLEC associated with internal or administrative use of local services (Record Orders, Test Orders, etc.)</li> <li>• D (Disconnect) and F (From) orders. (From is disconnect side of a move order when the customer moves to a new address).</li> <li>• “L” Appointment coded orders (where the customer has requested a later than offered interval)</li> </ul>
<b>Business Rules:</b>
<p>The actual completion interval is determined for each order processed during the reporting period. The completion interval is the elapsed time from when BST issues a FOC or SOCS date time stamp receipt of an order from the CLEC to BST’s actual order completion date. The clock starts when a valid order number is assigned by SOCS and stops when the technician or system completes the order in SOCS. Elapsed time for each order is accumulated for each reporting dimension. The accumulated time for each reporting dimension is then divided by the associated total number of orders completed.</p> <p>The interval breakout for UNE and Design is: 0-5 = 0-4.99, 5-10 = 5-9.99, 10-15 = 10-14.99, 15-20 = 15-19.99 20-25 = 20-24.99, 25-30 = 25-29.99, &gt;=30 = 30 and greater.</p>
<b>Calculation :</b>
<p><b>Average Completion Interval:</b>  <math display="block">S [ ( \text{Completion Date \&amp; Time} ) - ( \text{Order Issue Date \&amp; Time} ) ] / S ( \text{Count of Orders Completed in Reporting period} )</math></p> <p><b>Order Completion Interval Distribution:</b>  <math display="block">S ( \text{Service Orders Completed in “X” days} ) / ( \text{Total Service Orders Completed in Reporting Period} ) \times 100</math></p>
<b>Report Structure:</b>
<ul style="list-style-type: none"> <li>• CLEC Specific</li> <li>• CLEC Aggregate</li> <li>• BST Aggregate</li> </ul>
<b>Level of Disaggregation:</b>
<ul style="list-style-type: none"> <li>• ISDN Orders included in Non Design - GA Only</li> <li>• Dispatch/No Dispatch categories applicable to all levels except trunks.</li> <li>• Residence &amp; Business reported in day intervals = 0,1,2,3,4, 5, 5+</li> <li>• UNE and Design reported in day intervals = 0-5, 5-10, 10-15, 15-20, 20-25, 25-30, &gt;=30</li> <li>• All Levels are reported &lt;10 line/circuits; &gt;=10 line/circuits</li> </ul>

**PROVISIONING –**

**(Average Completion Interval (OCI) & Order Completion Interval Distribution – Continued)**

<b>Data Retained Relating to CLEC Experience</b>	<b>Data Retained Relating to BST Experience</b>
<ul style="list-style-type: none"> <li>• Report Month</li> <li>• CLEC Company Name</li> <li>• Order Number (PON)</li> <li>• Submission Date &amp; Time (TICKET_ID)</li> <li>• Completion Date (CMPLTN_DT)</li> <li>• Service Type (CLASS_SVC_DESC)</li> <li>• Geographic Scope</li> </ul> <p><b>NOTE:</b> Code in parentheses is the corresponding header found in the raw data file.</p>	<ul style="list-style-type: none"> <li>• Report Month</li> <li>• BST Order Number</li> <li>• Order Submission Date &amp; Time</li> <li>• Order Completion Date &amp; Time</li> <li>• Service Type</li> <li>• Geographic Scope</li> </ul>
<b>Retail Analog/Benchmark</b>	
CLEC Residence Resale / BST Residence Retail CLEC Business Resale / BST Business Retail CLEC Non-UNE Design / BST Design Interconnection Trunks-CLEC / Interconnection Trunks-BST UNEs-(See Appendix D)	

Revision Date: 02/28/00 (taf)

## **PROVISIONING**

<b>Report/Measurement:</b>	
<b>P-5. Average Completion Notice Interval</b>	
<b>Definition:</b>	
The Completion Notice Interval is the elapsed time between the BST reported completion of work and the issuance of a valid completion notice to the CLEC.	
<b>Exclusions:</b>	
<ul style="list-style-type: none"> <li>• Non-mechanized Orders</li> <li>• Cancelled Service Orders</li> <li>• Order Activities of BST associated with internal or administrative use of local services</li> <li>• D &amp; F orders</li> </ul>	
<b>Business Rules:</b>	
Measurement of interval of completion date and time by a field technician on dispatched orders, and 5PM start time on the due date for non-dispatched orders; to the release of a notice to the CLEC/BST of the completion status. The field technician notifies the CLEC the work was complete and then he enters the completion time stamp information in his computer. This information switches through to the SOCS systems either completing the order or rejecting the order to the Work Management Center (WMC). If the completion is rejected, it is manually corrected and then completed by the WMC. The notice is returned on each individual order submitted and as the notice is sent electronically, it can only be switched to those orders that were submitted by the CLEC electronically. The start time is the completion stamp either by the field technician or the 5PM due date stamp; the end time is the time stamp the notice was submitted to the CLEC/BST system.	
<b>Calculation:</b>	
$\Sigma (\text{Date and Time of Notice of Completion}) - (\text{Date and Time of Work Completion}) / (\text{Number of Orders Completed in Reporting Period})$	
<b>Report Structure:</b>	
<ul style="list-style-type: none"> <li>• CLEC Specific</li> <li>• CLEC Aggregate</li> <li>• BST Aggregate</li> </ul>	
<b>Level of Disaggregation:</b>	
<ul style="list-style-type: none"> <li>• Reporting intervals in Hours: 0-1, 1-2, 2-4, 4-8, 8-12, 12-24, &gt; 24, plus Overall Average Hour Interval</li> <li>• Reported in categories of &lt;10 line/circuits; &gt;= 10 line/circuits</li> </ul>	
<b>Data Retained Relating to CLEC Experience</b>	<b>Data Retained Relating to BST Experience</b>
<ul style="list-style-type: none"> <li>• Report Month</li> <li>• CLEC Order Number</li> <li>• Work Completion Date</li> <li>• Work Completion Time</li> <li>• Completion Notice Availability Date</li> <li>• Completion Notice Availability Time</li> <li>• Service Type</li> <li>• Activity Type</li> <li>• Geographic Scope</li> </ul>	<ul style="list-style-type: none"> <li>• Report Month</li> <li>• BST Order Number</li> <li>• Work Completion Date</li> <li>• Work Completion Time</li> <li>• Completion Notice Availability Date</li> <li>• Completion Notice Availability Time</li> <li>• Service Type</li> <li>• Activity Type</li> <li>• Geographic Scope</li> </ul>
<b>NOTE:</b> Code in parentheses is the corresponding header found in the raw data file.	<b>NOTE:</b> Code in parentheses is the corresponding header found in the raw data file.
<b>Retail Analog/Benchmark:</b>	
CLEC Residence Resale / BST Residence Retail CLEC Business Resale / BST Business Retail CLEC Non-UNE Design / BST Design Interconnection Trunks-CLEC / Interconnection Trunks-BST UNEs – (See Appendix D)	

Revision Date 02/24/00 (taf)

## **PROVISIONING**

<b>Report/Measurement:</b>	
<b>P-6. Coordinated Customer Conversions</b>	
<b>Definition:</b>	
This category measures the average time it takes BST to disconnect an unbundled loop from the BST switch and cross connect it to a CLEC's equipment. This measurement applies to service orders with and without INP, and where the CLEC has requested BST to provide a coordinated cutover.	
<b>Exclusions:</b>	
<ul style="list-style-type: none"> <li>Any order canceled by the CLEC will be excluded from this measurement.</li> <li>Delays due to CLEC following disconnection of the unbundled loop</li> <li>Unbundled Loops where there is no existing subscriber loop and loops where coordination is not requested.</li> </ul>	
<b>Business Rules:</b>	
Where the service order includes INP, the interval includes the total time for the cutover including the translation time to place the line back in service on the ported line. The interval is calculated for the entire cutover time for the service order and then divided by items worked in that time to give the average per item interval for each service order.	
<b>Calculation:</b>	
$\frac{\sum [(Completion\ Date\ and\ Time\ for\ Cross\ Connection\ of\ an\ Coordinated\ Unbundled\ Loop) - (Disconnection\ Date\ and\ Time\ of\ an\ Coordinated\ Unbundled\ Loop)]}{Total\ Number\ of\ Unbundled\ Loop\ with\ Coordinated\ Conversions\ (items)\ for\ the\ reporting\ period.}$	
<b>Report Structure:</b>	
<ul style="list-style-type: none"> <li>CLEC Specific</li> <li>CLEC Aggregate</li> </ul>	
<b>Level of Disaggregation:</b>	
Reported in intervals <=5 minutes; >5,<=15 minutes; >15 minutes, plus Overall Average interval	
<b>Data Retained Relating to CLEC Experience</b>	<b>Data Retained Relating to BST Experience</b>
<ul style="list-style-type: none"> <li>Report Month</li> <li>CLEC Order Number</li> <li>Committed Due Date (DD)</li> <li>Service Type (CLASS_SVC_DESC)</li> <li>Cutover Start Time</li> <li>Cutover Completion time</li> <li>Portability start and completion times (INP orders)</li> <li>Total Conversions (Items)</li> </ul> <p><b>NOTE:</b> Code in parentheses is the corresponding header found in the raw data file.</p>	<ul style="list-style-type: none"> <li>No BST Analog Exists</li> </ul>
<b>Retail Analog/Benchmark:</b>	
There is no retail analog for this measurement because it measures cutting loops to the CLEC. Benchmark – See Appendix D	

Revision Date: 02/28/00 (taf)

## **PROVISIONING**

<b>Report/Measurement:</b>	
<b>P-7. % Provisioning Troubles within 30 days of Service Order Activity</b>	
<b>Definition:</b>	
Percent Provisioning Troubles within 30 days of Installation measures the quality and accuracy of installation activities.	
<b>Exclusions:</b>	
<ul style="list-style-type: none"> <li>• Canceled Service Orders</li> <li>• Order Activities of BST or the CLEC associated with internal or administrative use of local services (R Orders, Test Orders, etc.)</li> <li>• D &amp; F orders</li> </ul>	
<b>Business Rules:</b>	
<p>Measures the quality and accuracy of completed orders. The first trouble report from a service order after completion is counted in this measure. Subsequent trouble reports are measured in Repeat Report Rate. Reports are calculated searching in the prior report period for completed service orders and following 30 days after completion for a trouble report.</p> <p>D &amp; F orders are excluded as there is no subsequent activity following a disconnect.</p>	
<b>Calculation:</b>	
$\% \text{ Provisioning Troubles within 30 days of Service Order Activity} = \frac{\sum (\text{Trouble reports on all completed orders} \leq 30 \text{ days following service order(s) completion})}{(\text{All Service Orders completed in the report calendar month})} \times 100$	
<b>Report Structure:</b>	
<ul style="list-style-type: none"> <li>• CLEC Specific</li> <li>• CLEC Aggregate</li> <li>• BST Aggregate</li> </ul>	
<b>Level of Disaggregation:</b>	
<ul style="list-style-type: none"> <li>• Reported in categories of &lt;10 line/circuits; &gt; = 10 line/circuits</li> <li>• Dispatch / No Dispatch</li> </ul>	
<b>Data Retained Relating to CLEC Experience</b>	<b>Data Retained Relating to BST Experience</b>
<ul style="list-style-type: none"> <li>• Report Month</li> <li>• CLEC Order Number and PON</li> <li>• Order Submission Date(TICKET_ID)</li> <li>• Order Submission Time (TICKET_ID)</li> <li>• Status Type</li> <li>• Status Notice Date</li> <li>• Standard Order Activity</li> <li>• Geographic Scope</li> </ul> <p><b>NOTE:</b> Code in parentheses is the corresponding header found in the raw data file.</p>	<ul style="list-style-type: none"> <li>• Report Month</li> <li>• BST Order Number</li> <li>• Order Submission Date</li> <li>• Order Submission Time</li> <li>• Status Type</li> <li>• Status Notice Date</li> <li>• Standard Order Activity</li> <li>• Geographic Scope</li> </ul>
<b>Retail Analog/Benchmark:</b>	
<p>CLEC Residence Resale / BST Residence Retail</p> <p>CLEC Business Resale / BST Business Retail</p> <p>CLEC Non-UNE Design / BST Design</p> <p>Interconnection Trunks-CLEC / Interconnection Trunks –BST</p> <p>UNEs-(See Appendix D)</p>	

Revision Date: 02/28/00 (taf)

## **PROVISIONING**

<b>Report/Measurement :</b>	
<b>P-8. Total Service Order Cycle Time (TSOCT)</b>	
<b>Definition:</b>	
This report measures the total service order cycle time from receipt of a valid service order request to the completion of the service order.	
<b>Exclusions:</b>	
<ul style="list-style-type: none"> <li>• Canceled Service Orders</li> <li>• Order Activities of BST or the CLEC associated with internal or administrative use of local services (Record Orders, Test Orders, etc.)</li> <li>• D (Disconnect) and F (From) orders. (From is disconnect side of a move order when the customer moves to a new address).</li> <li>• "L" Appointment coded orders (where the customer has requested a later than offered interval)</li> <li>• Orders with CLEC/Subscriber caused delays or CLEC/Subscriber requested due date changes.</li> </ul>	
<b>Business Rules:</b>	
<p>The interval is determined for each order processed during the reporting period. This measurement combines two reports: FOC (Firm Order Confirmation) with Average Order Completion Interval.</p> <p>This interval starts with the receipt of a valid service order request and stops when the technician or system completes the order in SOCS. Elapsed time for each order is accumulated for each reporting dimension. The accumulated time for each reporting dimension is then divided by the associated total number of orders completed.</p>	
<b>Calculation :</b>	
<p><b>Total Service Order Cycle Time</b></p> $\frac{\Sigma(\text{Date and Time of Service Request Receipt}) - (\text{Completion Date and Time of Service Order}) (\text{SOCS HIST-CD DATE})}{(\text{Count of Orders Completed in Reporting Period})}$	
<b>Report Structure:</b>	
<ul style="list-style-type: none"> <li>• CLEC Specific</li> <li>• CLEC Aggregate</li> <li>• BST Aggregate</li> </ul>	
<b>Level of Disaggregation:</b>	
<ul style="list-style-type: none"> <li>• Reported in categories of &lt; 10 line/circuits; &gt; = 10 line/circuits</li> <li>• Dispatch/No Dispatch categories applicable to all levels except trunks.</li> <li>• Intervals 0-5, 5-10, 10-15, 15-20, 20-25, 25-30, &gt; = 30 Days</li> </ul>	
<b>Data Retained Relating to CLEC Experience</b>	<b>Data Retained Relating to BST Experience</b>
<ul style="list-style-type: none"> <li>• Report Month</li> <li>• Interval for FOC</li> <li>• CLEC Company Name</li> <li>• Order Number (PON)</li> <li>• Submission Date &amp; Time (TICKET_ID)</li> <li>• Completion Date (CMPLTN_DT)</li> <li>• Service Type (CLASS_SVC_DESC)</li> <li>• Geographic Scope</li> </ul> <p><b>NOTE:</b> Code in parentheses is the corresponding header found in the raw data file.</p>	<ul style="list-style-type: none"> <li>• Report Month</li> <li>• BST Order Number</li> <li>• Order Submission Date &amp; Time</li> <li>• Order Completion Date &amp; Time</li> <li>• Service Type</li> <li>• Geographic Scope</li> </ul>
<b>Retail Analog/Benchmark</b>	
See Appendix D	

Revision Date: 02/28/00 (taf)

## **PROVISIONING**

<b>Report/Measurement:</b>	
<b>P-9. Service Order Accuracy <u>GEORGIA ONLY</u></b>	
<b>Definition:</b>	
The “service order accuracy” measurement measures the accuracy and completeness of BST service orders by comparing what was ordered and what was completed.	
<b>Exclusions:</b>	
<ul style="list-style-type: none"> <li>Cancelled Service Orders</li> <li>Order Activities of BST associated with internal or administrative use of local services</li> <li>&amp; F orders</li> </ul>	
<b>Business Rules:</b>	
A manual sampling of service orders, completed during a monthly reporting period, is compared to the original account profile and the order that the CLEC sent to BST. An order is “completed without error” if all service attributes and account detail changes (as determined by comparing the original order) completely and accurately reflect the activity specified on the original order and any supplemental CLEC order.	
<b>Calculation:</b>	
Percent Service Order Accuracy = $\Sigma$ (Orders Completed without Error) / $\Sigma$ (Orders Completed in Reporting Period) x 100	
<b>Report Structure:</b>	
CLEC Aggregate	
<b>Level of Disaggregation:</b>	
<ul style="list-style-type: none"> <li>Reported in categories of &lt;10 line/circuits; &gt; = 10 line/circuits</li> <li>Dispatch / No Dispatch</li> </ul>	
<b>Data Retained Relating to CLEC Experience</b>	<b>Data Retained Relating to BST Experience</b>
<ul style="list-style-type: none"> <li>Report Month</li> <li>CLEC Order Number and PON</li> <li>Local Service Request (LSR)</li> <li>Order Submission Date</li> <li>Committed Due Date</li> <li>Service Type</li> <li>Standard Order Activity</li> </ul>	<ul style="list-style-type: none"> <li>Being investigated at this time</li> </ul>
<b>NOTE:</b> Code in parentheses is the corresponding header found in the raw data file.	
<b>Retail Analog/Benchmark:</b> (Under Investigation)	

Revision Date: 01/05/00 (taf)



## **PROVISIONING**

<b>Report/Measurement:</b>
<b>LNP – 10. Percent Missed Installation Appointments</b>
<b>Definition:</b>
Percent Missed Installation Appointments monitors the reliability of BST commitments with respect to committed due dates to assure that CLECs can reliably quote expected due dates to their retail customer as compared to BST.
<b>Exclusions:</b>
<ul style="list-style-type: none"> <li>• Canceled Service Orders</li> <li>• Order Activities of BST or the CLEC associated with internal or administrative use of local services (Record Orders, Test Orders, etc.) where identifiable.</li> </ul>
<b>Business Rules:</b>
Percent Missed Installation Appointments (PMI) is the percentage of total orders processed for which BST is unable to complete the service orders on the committed due dates. Missed Appointments caused by end-user reasons will be included and reported in a separate category. A business day is any time period within the same date frame, which means there cannot be a cutoff time for commitments as certain types of orders are requested to be worked after standard business hours. Also, during Daylight Savings Time, field technicians are scheduled until 9PM in some areas and the customer is offered a greater range of intervals from which to select.
<b>Calculation:</b>
<b>Percent Missed Installation Appointments:</b> $[(\text{Number of Orders Not Completed by Committed Due Date in Reporting Period}) / (\text{Number of Orders Completed in Reporting Period})] \times 100$
<b>Report Structure:</b>
<ul style="list-style-type: none"> <li>• Mechanized (service orders generated by LSRs submitted via EDI or TAG)</li> <li>• CLEC Specific</li> <li>• CLEC Aggregate</li> </ul> <p><b>Report explanation:</b> Total Missed Appointments is the total % of orders missed either by BST or the CLEC end user. End User MA represents the percentage of orders missed by the CLEC end user. The difference between End User Missed Appointments and Total Missed Appointments is the result of BST caused misses.</p>
<b>Level of Disaggregation:</b>
<ul style="list-style-type: none"> <li>• Product Reporting Levels <ul style="list-style-type: none"> <li>➢ LNP</li> <li>➢ UNE Loop Associated w/LNP</li> </ul> </li> <li>• Geographic Scope <ul style="list-style-type: none"> <li>➢ State, Region</li> </ul> </li> </ul>
<b>Retail Analog/Benchmark:</b>
See Appendix D

Revision Date: 02/16/00 (taf)

## **PROVISIONING – (LNP)**

<b>Report/Measurement :</b>
<b>LNP-11. Average Disconnect Timeliness Interval &amp; Disconnect Timeliness Interval Distribution</b>
<b>Definition:</b>
Disconnect Timeliness is defined as the interval between the time the LNP Gateway receives the ‘Number Ported’ message from NPAC (signifying the CLEC ‘Activate’) until the time that the Disconnect service order for an LSR is completed in SOCS. This interval effectively measures BST responsiveness by isolating it from impacts that are caused by CLEC related activities.
<b>Exclusions:</b>
<ul style="list-style-type: none"> <li>• Canceled Service Orders</li> <li>• Order Activities of BST or the CLEC associated with internal or administrative use of local services (Record Orders, Test Orders, etc.) where identifiable.</li> </ul>
<b>Business Rules:</b>
The Disconnect Timeliness interval is determined for the last Disconnect service order processed on an LSR during the reporting period. The Disconnect Timeliness interval is the elapsed time from when BST receives the last ‘Number Ported’ message for an LSR from NPAC (signifying the CLEC ‘Activate’) until the last Disconnect service order is completed in SOCS. Elapsed time for each order is accumulated for each reporting dimension. The accumulated time for each reporting dimension is then divided by the total number of selected disconnect orders which have been completed.
<b>Calculation :</b>
<b>Average Disconnect Timeliness Interval:</b> $\frac{\sum [(\text{Disconnect Service Order Completion Date \& Time}) - (\text{‘Number Ported’ Message Received Date \& Time})]}{\text{Total Number of Disconnect Service Orders Completed in Reporting Period}}$
<b>Disconnect Timeliness Interval Distribution:</b> $[S (\text{Disconnect Service Orders Completed in “X” days}) / (\text{Total Disconnect Service Orders Completed in Reporting Period})] \times 100$
<b>Report Structure:</b>
<ul style="list-style-type: none"> <li>• Mechanized (service orders generated by LSRs submitted via EDI or TAG)</li> <li>• CLEC Specific</li> <li>• CLEC Aggregate</li> </ul>
<b>Level of Disaggregation:</b>
<ul style="list-style-type: none"> <li>• Reported in day intervals = 0,1,2,3,4, 5, &gt;5 days</li> <li>• Product Reporting Levels <ul style="list-style-type: none"> <li>➤LNP</li> </ul> </li> <li>• Geographic Scope <ul style="list-style-type: none"> <li>➤State, Region</li> </ul> </li> </ul>
<b>Retail Analog/Benchmark:</b>
See Appendix D

Revision Date: 02/16/00 (taf)

## **PROVISIONING**

<b>Report/Measurement :</b>
<b>LNP-12. Total Service Order Cycle Time</b>
<b>Definition:</b>
Total Service Order Cycle Time measures the interval from receipt of a valid service order request to the completion of the final service order associated with that service request.
<b>Exclusions:</b>
<ul style="list-style-type: none"> <li>• Canceled Service Orders</li> <li>• Order Activities of BST or the CLEC associated with internal or administrative use of local services (Record Orders, Test Orders, etc.) where identifiable</li> <li>• “L” appointment coded orders (indicating the customer has requested a later than offered interval)</li> <li>• ”S” missed appointment coded orders (indicating subscriber missed reasons), except for “SP” codes (indicating subscriber prior due date requested).</li> </ul>
<b>Business Rules:</b>
<p>The interval is determined for each service request processed during the reporting period. This measurement combines two reports: FOC (Firm Order Confirmation) with Average Order Completion Interval.</p> <p>This interval starts with the receipt of a valid service request and stops when the technician or system completes all the related service orders for the LSR in SOCS. Elapsed time for each service request is accumulated for each reporting dimension. The accumulated time for each reporting dimension is then divided by the associated total number of service requests completed to produce the total service order cycle time.</p>
<b>Calculation :</b>
<p><b>Average Total Service Order Cycle Time:</b></p> $\Sigma [ (\text{Service Order Completion Date \& Time}) - (\text{Service Request Receipt Date \& Time}) ] / S (\text{Total Number Service Requests Completed in Reporting Period})$ <p><b>Total Service Order Cycle Time Interval Distribution:</b></p> $[ S (\text{Total Number of Service Requests Completed in “X” minutes/hours}) / (\text{Total Number of Service Requests Received in Reporting Period}) ] \times 100$
<b>Report Structure:</b>
<ul style="list-style-type: none"> <li>• Mechanized (service orders generated by LSRs submitted via EDI or TAG)</li> <li>• CLEC Specific</li> <li>• CLEC Aggregate</li> <li>• “W” Appointment Code Only (Company Offered)</li> </ul>
<b>Level of Disaggregation:</b>
<ul style="list-style-type: none"> <li>• Reported in day intervals 0 - 5, 5 - 10, 10 - 15, 15 - 20, 20 - 25, 25 - 30, &gt;30 days</li> <li>• Product Reporting Levels <ul style="list-style-type: none"> <li>➢ LNP</li> <li>➢ UNE Loop with LNP</li> </ul> </li> <li>• Geographic Scope <ul style="list-style-type: none"> <li>➢ State, Region</li> </ul> </li> </ul>
<b>Retail Analog/Benchmark:</b>
See Appendix D

Revision Date: 02/16/00 (taf)

## **Maintenance and Repair Level of Disaggregation**

### **Product Reporting Levels**

- Resale / Retail
  - Pots – Residence
  - Pots – Business
  - PBX (Louisiana SQM)
  - ESSX (Louisiana SQM)
  - CENTREX (Louisiana SQM)
  - ISDN (Louisiana SQM) (**NOTE:** ISDN Troubles included in Non-Design Georgia Only)
  - Design
- Unbundled Network Elements
  - UNE Design
  - UNE Non – Design
  - UNE 2 Wire Loop (Louisiana SQM)
  - UNE Loop Other (Louisiana SQM)
  - Unbundled Ports (Louisiana SQM)
  - UNE Other Non – Design (Louisiana SQM)
- Trunks
  - Local Interconnection Trunks
- Dispatch/No Dispatch categories applicable to all product levels
- Geographic Scope

- State, Region and further geographic disaggregation as required by State Commission Order (e.g. Metropolitan Service Area – MSA)

## **MAINTENANCE & REPAIR**

<b>Report/Measurement:</b>	
<b>M&amp;R-1. Missed Repair Appointments</b>	
<b>Definition:</b>	
The percent of trouble reports not cleared by the committed date and time.	
<b>Exclusions:</b>	
<ul style="list-style-type: none"> <li>• Trouble tickets canceled at the CLEC request.</li> <li>• BST trouble reports associated with internal or administrative service.</li> <li>• Customer Provided Equipment (CPE) troubles or CLEC Equipment Trouble.</li> </ul>	
<b>Business Rules:</b>	
The negotiated commitment date and time is established when the repair report is received. The cleared time is the date and time that BST personnel clear the trouble and closes the trouble report in his Computer Access Terminal (CAT) or workstation. If this is after the Commitment time, the report is flagged as a "Missed Commitment" or a missed repair appointment. When the data for this measure is collected for BST and a CLEC, it can be used to compare the percentage of the time repair appointments are missed due to BST reasons. Note: Appointment intervals vary with force availability in the POTS environment. Specials and Trunk intervals are standard interval appointments of no greater than 24 hours.	
<b>Calculation:</b>	
Percentage of Missed Repair Appointments = $S (\text{Count of Customer Troubles Not Cleared by the Quoted Commitment Date and Time}) / S (\text{Total Trouble reports closed in Reporting Period}) \times 100$	
<b>Report Structure:</b>	
<ul style="list-style-type: none"> <li>• CLEC Specific</li> <li>• CLEC Aggregate</li> <li>• BST Aggregate</li> </ul>	
<b>Data Retained Relating to CLEC Experience</b>	<b>Data Retained Relating to BST Experience</b>
<ul style="list-style-type: none"> <li>• Report Month</li> <li>• CLEC Company Name</li> <li>• Submission Date &amp; Time ( TICKET_ID)</li> <li>• Completion Date (CMPLTN_DT)</li> <li>• Service Type (CLASS_SVC_DESC)</li> <li>• Disposition and Cause (CAUSE_CD &amp; CAUSE_DESC)</li> <li>• Geographic Scope</li> </ul>	<ul style="list-style-type: none"> <li>• Report Month</li> <li>• BST Company Code</li> <li>• Submission Date &amp; Time</li> <li>• Completion Date</li> <li>• Service Type</li> <li>• Disposition and Cause (Non-Design /Non-Special Only)</li> <li>• Trouble Code (Design and Trunking Services)</li> <li>• Geographic Scope</li> </ul>
<b>NOTE:</b> Code in parentheses is the corresponding header found in the raw data file.	
<b>Retail Analog/Benchmark</b>	
CLEC Residence-Resale / BST Residence-Retail CLEC Business-Resale / BST Business-Retail CLEC Design-Resale / BST Design-Retail CLEC PBX, Centrex, and ISDN Resale/ BST PBX, Centrex, and ISDN Retail CLEC Trunking-Resale / BST Trunking-Retail UNEs – (See Appendix D)	

Revision Date: 02/22/00 (see)

## **MAINTENANCE & REPAIR**

<b>Report/Measurement:</b>	
<b>M&amp;R-2. Customer Trouble Report Rate</b>	
<b>Definition:</b>	
Initial and repeated customer direct or referred troubles reported within a calendar month per 100 lines/ circuits in service.	
<b>Exclusions:</b>	
<ul style="list-style-type: none"> <li>• Trouble tickets canceled at the CLEC request.</li> <li>• BST trouble reports associated with administrative service.</li> <li>• Customer provided Equipment (CPE) troubles or CLEC equipment troubles.</li> </ul>	
<b>Business Rules:</b>	
Customer Trouble Report Rate is computed by accumulating the number of maintenance initial and repeated trouble reports during the reporting period. The resulting number of trouble reports are divided by the total “number of service” lines, ports or combination that exist for the CLEC’s and BST respectively at the end of the report month.	
<b>Calculation:</b>	
Customer Trouble Report Rate = (Count of Initial and Repeated Trouble Reports in the Current Period) / (Number of Service Access Lines in service at End of the Report Period) X 100	
<b>Report Structure:</b>	
<ul style="list-style-type: none"> <li>• CLEC Specific</li> <li>• CLEC Aggregate</li> <li>• BST Aggregate</li> </ul>	
<b>Data Retained Relating to CLEC Experience</b>	<b>Data Retained Relating to BST Experience</b>
<ul style="list-style-type: none"> <li>• Report Month</li> <li>• CLEC Company Name</li> <li>• Ticket Submission Date &amp; Time (TICKET_ID)</li> <li>• Ticket Completion Date (CMPLTN_DT)</li> <li>• Service Type (CLASS_SVC_DESC)</li> <li>• Disposition and Cause (CAUSE_CD &amp; CAUSE_DESC)</li> <li>• # Service Access Lines in Service at the end of period</li> <li>• Geographic Scope</li> </ul>	<ul style="list-style-type: none"> <li>• Report Month</li> <li>• BST Company Code</li> <li>• Ticket Submission Date &amp; Time</li> <li>• Ticket Completion Date</li> <li>• Service Type</li> <li>• Disposition and Cause (Non-Design / Non-Special Only)</li> <li>• Trouble Code (Design and Trunking Services)</li> <li>• # Service Access Lines in Service at the end of period</li> <li>• Geographic Scope</li> </ul>
<b>NOTE:</b> Code in parentheses is the corresponding header found in the raw data file.	
<b>Retail Analog/Benchmark:</b>	
CLEC Residence-Resale / BST Residence -Retail CLEC Business-Resale / BST Business-Retail CLEC Design-Resale / BST Design-Retail CLEC PBX, Centrex and ISDN Resale/ BST PBX, Centrex, and ISDN Retail CLEC Trunking-Resale / BST Trunking-Retail UNEs – (See Appendix D)	

Revision Date: 02/22/00 (see)

## **MAINTENANCE & REPAIR**

<b>Report/Measurement:</b>	
<b>M&amp;R-3. Maintenance Average Duration</b>	
<b>Definition:</b>	
The Average duration of Customer Trouble Reports from the receipt of the Customer Trouble Report to the time the trouble report is cleared.	
<b>Exclusions:</b>	
<ul style="list-style-type: none"> <li>• Trouble reports canceled at the CLEC request</li> <li>• BST trouble reports associated with administrative service</li> <li>• Customer Provided Equipment (CPE) troubles or CLEC Equipment Troubles.</li> <li>• Trouble reports greater than 10 days</li> </ul>	
<b>Business Rules:</b>	
For Average Duration the clock starts on the date and time of the receipt of a correct repair request. The clock stops on the date and time the service is restored and the customer notified (when the technician completes the trouble ticket on his/her CAT or work system).	
NOTE: Customer can be BST or CLEC	
<b>Calculation:</b>	
Maintenance Average Duration = S(Date and Time of Service Restoration) – (Date and Time Trouble Ticket was Opened) / S( Total Closed Troubles in the reporting period)	
<b>Report Structure:</b>	
<ul style="list-style-type: none"> <li>• CLEC Specific</li> <li>• BST Aggregate</li> <li>• CLEC Aggregate</li> </ul>	
<b>Data Retained Relating to CLEC Experience</b>	<b>Data Retained Relating to BST Experience</b>
<ul style="list-style-type: none"> <li>• Report Month</li> <li>• Total Tickets (LINE_NBR)</li> <li>• CLEC Company Name</li> <li>• Ticket Submission Date &amp; Time (TIME_ID)</li> <li>• Ticket Completion Date (CMPLTN_DT)</li> <li>• Service Type (CLASS_SVC_DESC)</li> <li>• Disposition and Cause (CAUSE_CD &amp; CAUSE_DESC)</li> <li>• Geographic Scope</li> </ul> <p>NOTE: Code in parentheses is the corresponding header found in the raw data file.</p>	<ul style="list-style-type: none"> <li>• Report Month</li> <li>• Total Tickets</li> <li>• BST Company Code</li> <li>• Ticket Submission Date</li> <li>• Ticket submission Time</li> <li>• Ticket completion Date</li> <li>• Ticket Completion Time</li> <li>• Total Duration Time</li> <li>• Service Type</li> <li>• Disposition and Cause (Non – Design /Non-Special Only)</li> <li>• Trouble Code (Design and Trunking Services)</li> <li>• Geographic Scope</li> </ul>
<b>Retail Analog/Benchmark:</b>	
CLEC Residence-Resale / BST Residence-Resale CLEC Business-Resale / BST Business-Retail CLEC Design-Resale / BST Design-Retail CLEC PBX, Centrex and ISDN Resale / BST PBX, Centrex and ISDN Retail CLEC Trunking-Resale /BST Trunking-Retail UNEs – (See Appendix D)	

Revision Date: 02/22/00 (see)



## **MAINTENANCE & REPAIR**

<b>Report/Measurement:</b>	
<b>M&amp;R-4. Percent Repeat Troubles within 30 Days</b>	
<b>Definition:</b>	
Trouble reports on the same line/circuit as a previous trouble report received within 30 calendar days as a percent of total troubles reported.	
<b>Exclusions:</b>	
<ul style="list-style-type: none"> <li>• Trouble Reports canceled at the CLEC request</li> <li>• BST Trouble Reports associated with administrative service</li> <li>• Customer Provided Equipment (CPE) Troubles or CLEC Equipment Troubles.</li> </ul>	
<b>Business Rules:</b>	
Includes Customer trouble reports received within 30 days of an original Customer trouble report.	
<b>Calculation:</b>	
Percent Repeat Troubles within 30 Days = (Count of Customer Troubles where more than one trouble report was logged for the same service line within a continuous 30 days) / ( Total Trouble Reports Closed in Reporting Period) X 100	
<b>Report Structure:</b>	
<ul style="list-style-type: none"> <li>• CLEC Specific</li> <li>• CLEC Aggregate</li> <li>• BST Aggregate</li> </ul>	
<b>Data Retained Relating to CLEC Experience</b>	<b>Data Retained Relating to BST Experience</b>
<ul style="list-style-type: none"> <li>• Report Month</li> <li>• Total Tickets (LINE_NBR)</li> <li>• CLEC Company Name</li> <li>• Ticket Submission Date &amp; Time (TICKET_ID)</li> <li>• Ticket Completion Date (CMPLTN_DT)</li> <li>• Total and Percent Repeat Trouble Reports within 30 Days (TOT_REPEAT)</li> <li>• Service Type</li> <li>• Disposition and Cause (CAUSE_CD &amp; CAUSE_DESC)</li> <li>• Geographic Scope</li> </ul> <p><b>NOTE:</b> Code parentheses is the corresponding header format found in the raw data file.</p>	<ul style="list-style-type: none"> <li>• Report Month</li> <li>• Total Tickets</li> <li>• BST Company Code</li> <li>• Ticket Submission Date</li> <li>• Ticket Submission Time</li> <li>• Ticket Completion Date</li> <li>• Ticket Completion Time</li> <li>• Total and Percent Repeat Trouble Reports within 30 Days</li> <li>• Service Type</li> <li>• Disposition and Cause (Non – Design/Non-Special only)</li> <li>• Trouble Code (Design and Trunking Services)</li> <li>• Geographic Scope</li> </ul>
<b>Retail Analog/Benchmark:</b>	
CLEC Residence-Resale / BST Residence-Retail CLEC Business- Resale / BST Business-Retail CLEC Design-Resale / BST Design-Retail CLEC PBX, Centrex and ISDN Resale / BST PBX, Centrex and ISDN Retail CLEC Trunking-Resale / BST Trunking-Retail UNEs – Retail Analog (See Appendix D)	

Revision date: 02/22/00 (see)

## **MANTENANCE & REPAIR**

<b>Report/Measurement:</b>	
<b>M&amp;R-5. Out of Service (OOS) &gt; 24 Hours</b>	
<b>Definition:</b>	
For Out of Service Troubles (no dial tone, cannot be called or cannot call out) the percentage of troubles cleared in excess of 24 hours. (All design services are considered to be out of service).	
<b>Exclusions:</b>	
<ul style="list-style-type: none"> <li>• Trouble Reports canceled at the CLEC request</li> <li>• BST Trouble Reports associated with administrative service</li> <li>• Customer Provided Equipment (CPE) Troubles or CLEC Equipment Troubles.</li> </ul>	
<b>Business Rules:</b>	
Customer Trouble reports that are out of service and cleared in excess of 24 hours. The clock begins when the trouble report is created in LMOS and the trouble is counted if the time exceeds 24 hours.	
<b>Calculation:</b>	
Out of Service (OOS) > 24 hours = ( Total Troubles OOS > 24 Hours) / Total OOS Troubles in Reporting Period) X 100	
<b>Report Structure:</b>	
<ul style="list-style-type: none"> <li>• CLEC Specific</li> <li>• BST Aggregate</li> <li>• CLEC Aggregate</li> </ul>	
<b>Data Retained Relating to CLEC Experience</b>	<b>Data Retained Relating to BST Experience</b>
<ul style="list-style-type: none"> <li>• Report Month</li> <li>• Total Tickets</li> <li>• CLEC Company Name</li> <li>• Ticket Submission Date &amp; Time (TICKET_ID)</li> <li>• Ticket Completion Date (CMPLTN_DT)</li> <li>• Percentage of Customer Troubles out of</li> <li>• Service &gt; 24 Hours (OOS&gt;24_FLAG)</li> <li>• Service type (CLASS_SVC_DESC)</li> <li>• Disposition and Cause (CAUSE_CD &amp; CAUSE-DESC)</li> <li>• Geographic Scope</li> </ul>	<ul style="list-style-type: none"> <li>• Report Month</li> <li>• Total Tickets</li> <li>• BST Company Code</li> <li>• Ticket Submission Date</li> <li>• Ticket Submission time</li> <li>• Ticket Completion Date</li> <li>• Ticket Completion Time</li> <li>• Percent of Customer Troubles out of Service &gt; 24 Hours</li> <li>• Service type</li> <li>• Disposition and Cause (Non – Design/Non-Special only)</li> <li>• Trouble Code (Design and Trunking Services)</li> <li>• Geographic Scope</li> </ul>
<b>NOTE:</b> Code in parentheses is the corresponding header found in the raw data file.	
<b>Retail Analog/Benchmark:</b>	
CLEC Residence-Resale / BST Residence- Retail CLEC Business- Resale / BST Business-Retail CLEC Design-Resale / BST Design-Retail CLEC PBX, Centrex and ISDN Resale / BST PBX, Centrex and ISDN Retail CLEC Trunking-Resale /BST Trunking- Retail UNEs Retail Analog – (See Appendix D)	

Revision Date: 02/22/00 (see)

## **MAINTENANCE & REPAIR**

<b>Report/Measurement:</b>	
<b>M&amp;R-6. Average Answer Time – Repair Centers</b>	
<b>Definition:</b>	
This measures the average time a customers is in Que.	
<b>Exclusions:</b>	
None	
<b>Business Rules:</b>	
This measure is designed to measure the time required for CLEC & BST from the time of the ACD choice to the time of being answered. The clock starts when the CLEC Rep makes a choice to be put in queue for the next repair attendant and the clock stops when the repair attendant answers the call.	
(NOTE: The Column is a combined BST Residence and Business number)	
<b>Level of Disaggregation:</b>	
Region. CLEC/BST Service Centers and BST Repair Centers are regional.	
<b>Calculation:</b>	
Average Answer Time for BST's Repair Centers = (Time BST Repair Attendant Answers Call) – (Time of entry into queue until ACD Selection) / (Total number of calls by reporting period)	
<b>Report Structure:</b>	
<ul style="list-style-type: none"> <li>• CLEC Aggregate</li> <li>• BST Aggregate</li> </ul>	
<b>Data Retained Relating to CLEC Experience</b>	<b>Data Retained Relating to BST Experience</b>
<ul style="list-style-type: none"> <li>• CLEC Average Answer Time</li> </ul>	<ul style="list-style-type: none"> <li>• BST Average Answer Time</li> </ul>
<b>Retail Analog/Benchmark:</b>	
For CLEC, Average Answer Times in UNE Center and BRMC are comparable to the Average Answer Times in the BST Repair Centers. See Appendix D	

Revision Date: 02/22/00 (see)

## **BILLING**

<b>Report/Measurement:</b>	
<b>B-1. Invoice Accuracy</b>	
<b>Definition:</b>	
This measure provides the percentage of accuracy of the billing invoices rendered to CLECs during the current month.	
<b>Exclusions:</b>	
<ul style="list-style-type: none"> <li>Adjustments not related to billing errors (e.g., credits for service outage, special promotion credits, adjustments to satisfy the customer)</li> </ul>	
<b>Business Rules:</b>	
<p>The accuracy of billing invoices delivered by BST to the CLEC must enable them to provide a degree of billing accuracy comparative to BST bills rendered to retail customers BST. CLECs request adjustments on bills determined to be incorrect. The BellSouth Billing verification process includes manually analyzing a sample of local bills from each bill period. The bill verification process draws from a mix of different customer billing options and types of service. An end-to-end auditing process is performed for new products and services. Internal measurements and controls are maintained on all billing processes.</p>	
<b>Calculation:</b>	
$\text{Invoice Accuracy} = (\text{Total Billed Revenues during current month}) - (\text{Billing Related Adjustments during current month}) / \text{Total Billed Revenues during current month} \times 100$	
<b>Report Structure:</b>	
<ul style="list-style-type: none"> <li>CLEC Specific</li> <li>CLEC Aggregate</li> <li>BST Aggregate</li> </ul>	
<b>Level of Disaggregation :</b>	
<ul style="list-style-type: none"> <li>Product / Invoice Type <ul style="list-style-type: none"> <li>➤ Resale</li> <li>➤ UNE</li> <li>➤ Interconnection</li> </ul> </li> <li>Geographic Scope <ul style="list-style-type: none"> <li>➤ Region</li> </ul> </li> </ul>	
<b>Data Retained Relating to CLEC Experience:</b>	<b>Data Retained Relating to BST Performance:</b>
<ul style="list-style-type: none"> <li>Report Month</li> <li>Invoice Type</li> <li>Total Billed Revenue</li> <li>Billing Related Adjustments</li> </ul>	<ul style="list-style-type: none"> <li>Report Month</li> <li>Retail Type <ul style="list-style-type: none"> <li>➤ CRIS</li> <li>➤ CABS</li> </ul> </li> <li>Total Billed Revenue</li> <li>Billing Related Adjustments</li> </ul>
<b>Retail Analog/Benchmark</b>	
<p>CLEC Invoice Accuracy is comparable to BST Invoice Accuracy See Appendix D</p>	

Revision Date: 02/28/00 (dg)

## **BILLING**

<b>Report/Measurement:</b>	
<b>B-2. Mean Time to Deliver Invoices</b>	
<b>Definition:</b>	
This measure provides the mean interval for billing invoices	
<b>Exclusions:</b>	
Any invoices rejected due to formatting or content errors.	
<b>Business Rules:</b>	
Measures the mean interval for timeliness of billing records delivered to CLECs in an agreed upon format. CRIS-based invoices are measured in business days, and CABS-based invoices in calendar days.	
<b>Calculation:</b>	
<b>Mean Time To Deliver Invoices</b> = $S_{-}[(\text{Invoice Transmission Date}) - (\text{Close Date of Scheduled Bill Cycle})] / (\text{Count of Invoices Transmitted in Reporting Period})$	
<b>Report Structure:</b>	
<ul style="list-style-type: none"> <li>• CLEC Specific</li> <li>• CLEC Aggregate</li> <li>• BST Aggregate</li> </ul>	
<b>Level of Disaggregation:</b>	
<ul style="list-style-type: none"> <li>• Product / Invoice Type <ul style="list-style-type: none"> <li>➢ Resale</li> <li>➢ UNE</li> <li>➢ Interconnection</li> </ul> </li> <li>• Geographic Scope <ul style="list-style-type: none"> <li>➢ Region</li> </ul> </li> </ul>	
<b>Data Retained Relating to CLEC Experience:</b>	<b>Data Retained Relating to BST Performance:</b>
<ul style="list-style-type: none"> <li>• Report Month</li> <li>• Invoice Type</li> <li>• Invoice Transmission Count</li> <li>• Date of Scheduled Bill Close</li> </ul>	<ul style="list-style-type: none"> <li>• Report Month</li> <li>• Retail Type <ul style="list-style-type: none"> <li>➢ CRIS</li> <li>➢ CABS</li> </ul> </li> <li>• Invoice Transmission Count</li> <li>• Date of Scheduled Bill Close</li> </ul>
<b>Retail Analog/Benchmark:</b>	
<p>CRIS-based invoices will be released for delivery within six (6) business days</p> <p>CABS-based invoices will be released for delivery within eight (8) calendar days.</p> <p>CLEC Average Delivery Intervals for both CRIS and CABS Invoices are comparable to BST Average delivery for both systems.</p> <p>See Appendix D</p>	

Revision Date: 02/28/00 (dg)

## **BILLING**

<b>Report/Measurement:</b>	
<b>B-3. Usage Data Delivery Accuracy</b>	
<b>Definition:</b>	
This measurement captures the percentage of recorded usage that is delivered error free and in an acceptable format to the appropriate Competitive Local Exchange Carrier (CLEC). These percentages will provide the necessary data for use as a comparative measurement for BellSouth performance. This measurement captures Data Delivery Accuracy rather than the accuracy of the individual usage recording.	
<b>Exclusions:</b>	
None	
<b>Business Rules:</b>	
The accuracy of the data delivery of usage records delivered by BST to the CLEC must enable them to provide a degree of accuracy comparative to BST bills rendered to their retail customers. If errors are detected in the delivery process, they are investigated, evaluated and documented. Errors are corrected and the data retransmitted to the CLEC.	
<b>Calculations:</b>	
<b>Usage Data Delivery Accuracy</b> = $S[(\text{Total number of usage data packs sent during current month}) - (\text{Total number of usage data packs requiring retransmission during current month})] / (\text{Total number of usage data packs sent during current month}) \times 100$	
<b>Report Structure:</b>	
<ul style="list-style-type: none"> <li>• CLEC Specific</li> <li>• CLEC Aggregate</li> <li>• BST Aggregate</li> </ul>	
<b>Level of Disaggregation:</b>	
<ul style="list-style-type: none"> <li>• Geographic Scope <ul style="list-style-type: none"> <li>➢ Region</li> </ul> </li> </ul>	
<b>Data Retained Relating to CLEC Experience:</b>	<b>Data Retained Relating to BST Performance:</b>
<ul style="list-style-type: none"> <li>• Report Month</li> <li>• Record Type <ul style="list-style-type: none"> <li>➢ BellSouth Recorded</li> <li>➢ Non BellSouth Recorded</li> </ul> </li> </ul>	<ul style="list-style-type: none"> <li>• Report Month</li> <li>• Record Type</li> </ul>
<b>Retail Analog/Benchmark:</b>	
CLEC Usage Data Delivery Accuracy is comparable to BST Usage Data Delivery Accuracy See Appendix D	

Revision Date: 02/28/00 (dg)

## **BILLING**

<b>Report/Measurement:</b>	
<b>B-4. Usage Data Delivery Completeness</b>	
<b>Definition:</b>	
This measurement provides percentage of complete and accurately recorded usage data (usage recorded by BellSouth and usage recorded by other companies and sent to BST for billing) that is processed and transmitted to the CLEC within thirty (30) days of the message recording date. A parity measure is also provided showing completeness of BST messages processed and transmitted via CMDS. BellSouth delivers its own retail usage from recording location to billing location via CMDS as well as delivering billing data to other companies. Timeliness, Completeness and Mean Time to Deliver Usage measures are reported on the same report.	
<b>Exclusions:</b>	
None	
<b>Business Rules:</b>	
The purpose of these measurements is to demonstrate the level of quality of usage data delivered to the appropriate CLEC. Method of delivery is at the option of the CLEC.	
<b>Calculation:</b>	
Usage Data Delivery Completeness = $S(\text{Total number of Recorded usage records delivered during the current month that are within thirty (30) days of the message recording date}) / S(\text{Total number of Recorded usage records delivered during the current month}) \times 100$	
<b>Report Structure</b>	
<ul style="list-style-type: none"> <li>• CLEC Specific</li> <li>• CLEC Aggregate</li> <li>• BST Aggregate</li> </ul>	
<b>Level of Disaggregation:</b>	
<ul style="list-style-type: none"> <li>• Geographic Scope <ul style="list-style-type: none"> <li>➤ Region</li> </ul> </li> </ul>	
<b>Data Retained Relating to CLEC Experience:</b>	<b>Data Retained Relating to BST Performance:</b>
<ul style="list-style-type: none"> <li>• Report Month</li> <li>• Record Type <ul style="list-style-type: none"> <li>➤ BellSouth Recorded</li> <li>➤ Non BellSouth Recorded</li> </ul> </li> </ul>	<ul style="list-style-type: none"> <li>• Report Monthly</li> <li>• Record Type</li> </ul>
<b>Retail Analog/Benchmark:</b>	
CLEC Usage Delivery Completeness is comparable to BST Usage Delivery Completeness See Appendix D	

Revision Date: 02/28/00 (dg)

## **BILLING**

<b>Report/Measurement:</b>	
<b>B-5. Usage Data Delivery Timeliness</b>	
<b>Definition:</b>	
This measurement provides a percentage of recorded usage data (usage recorded by BST and usage recorded by other companies and sent to BST for billing) that is delivered to the appropriate CLEC within six (6) calendar days from the receipt of the initial recording. A parity measure is also provided showing timeliness of BST messages processed and transmitted via CMDS. Timeliness, Completeness and Mean Time to Deliver Usage measures are reported on the same report.	
<b>Exclusions:</b>	
None	
<b>Business Rules:</b>	
The purpose of this measurement is to demonstrate the level of timeliness for processing and transmission of usage data delivered to the appropriate CLEC. The usage data will be mechanically transmitted or mailed to the CLEC data processing center once daily. The Timeliness interval of usage recorded by other companies is measured from the date BST receives the records to the date BST distributes to the CLEC. Method of delivery is at the option of the CLEC.	
<b>Calculation:</b>	
Usage Data Delivery Timeliness = $S(\text{Total number of usage records sent within six (6) calendar days from initial recording/receipt}) / S(\text{Total number of usage records sent}) \times 100$	
<b>Report Structure:</b>	
<ul style="list-style-type: none"> <li>• CLEC Aggregate</li> <li>• CLEC Specific</li> <li>• BST Aggregate</li> </ul>	
<b>Level of Disaggregation:</b>	
<ul style="list-style-type: none"> <li>• Geographic Scope <ul style="list-style-type: none"> <li>➢ Region</li> </ul> </li> </ul>	
<b>Data Retained Relating to CLEC Experience:</b>	<b>Data Retained Relating to BST Performance:</b>
<ul style="list-style-type: none"> <li>• Report Month</li> <li>• Record Type <ul style="list-style-type: none"> <li>➢ BellSouth Recorded</li> <li>➢ Non-BellSouth Recorded</li> </ul> </li> </ul>	<ul style="list-style-type: none"> <li>• Report Monthly</li> <li>• Record Type</li> </ul>
<b>Retail Analog/Benchmark:</b>	
CLEC Usage Data Delivery Timeliness is comparable to BST Usage Data Delivery Timeliness See Appendix D	

Revision date: 02/28/00 (dg)



## **BILLING**

<b>Report/Measurement:</b>	
<b>B-6. Mean Time to Deliver Usage</b>	
<b>Definition:</b>	
This measurement provides the average time it takes to deliver Usage Records to a CLEC. A parity measure is also provided showing timeliness of BST messages processed and transmitted via CMDS. Timeliness, Completeness and Mean Time to Deliver Usage measures are reported on the same report.	
<b>Exclusions:</b>	
None	
<b>Business Rules:</b>	
The purpose of this measurement is to demonstrate the average number of days it takes BST to deliver Usage data to the appropriate CLEC. Usage data is mechanically transmitted or mailed to the CLEC data processing center once daily. Method of delivery is at the option of the CLEC.	
<b>Calculation:</b>	
Mean Time to Deliver Usage = $S_{\text{}}(\text{Record volume} \times \text{estimated number of days to deliver the Usage Record}) / \text{total record volume}$	
<b>Report Structure:</b>	
<ul style="list-style-type: none"> <li>• CLEC Aggregate</li> <li>• CLEC Specific</li> <li>• BST Aggregate</li> </ul>	
<b>Level of Disaggregation:</b>	
<ul style="list-style-type: none"> <li>• Geographic Scope <ul style="list-style-type: none"> <li>➤ Region</li> </ul> </li> </ul>	
<b>Data Retained Relating to CLEC Experience:</b>	<b>Data Retained Relating to BST Performance:</b>
<ul style="list-style-type: none"> <li>• Report Month</li> <li>• Record Type <ul style="list-style-type: none"> <li>➤ BellSouth Recorded</li> <li>➤ Non-BellSouth Recorded</li> </ul> </li> </ul>	<ul style="list-style-type: none"> <li>• Report Monthly</li> <li>• Record Type</li> </ul>
<b>Retail Analog/Benchmark:</b>	
Mean Time to Deliver Usage to CLEC is comparable to Mean Time to Deliver Usage to BST See Appendix D	

Revision Date: 02/28/00 (dg)

## **OPERATOR SERVICES**

<b>Report/Measurement:</b>
<b>OS-1. Speed to Answer Performance/Average Speed to Answer – Toll</b>
<b>Definition:</b>
Measurement of the average time in seconds calls wait before answered by a toll operator.
<b>Exclusions:</b>
Calls abandoned by customers are not reflected in the average speed to answer but are reflected in the conversion tables where the percent answered within “X” seconds is determined.
<b>Business Rules:</b>
The call waiting measurement scan starts when the customer enters the queue and ends when a BST representative answers the call. The average speed to answer is determined by measuring and accumulating the seconds of wait time from the entry of a customer into the BST call management system queue until the customer is transferred to a BST representative. No distinction is made between CLEC customers and BST customers.
<b>Calculation:</b>
The Average Speed to Answer for toll is calculated by using data from monthly system measurement reports taken from the centralized call routing switches. The “total call waiting seconds” is a sub-component of this measure which BST systems calculate by monitoring the number of calls in queue throughout the day multiplied by the time (in seconds) between monitoring events. The “total calls served” is the other sub-component of this measure, which BST systems record as the total number of calls handled by Operator Services toll centers. Since calls abandoned are not reflected in the calculation, the percent answered within the required timeframe is determined by using conversion tables with input for the abandonment rate.
<b>Report Structure:</b>
<ul style="list-style-type: none"> <li>Reported for the aggregate of BST and CLECs <ul style="list-style-type: none"> <li>State</li> </ul> </li> </ul>
<b>Level of Disaggregation:</b>
None
<b>Data Retained (on Aggregate Basis)</b>
For the items below, BST’s Performance Measurement Analysis Platform (PMAP) receives a final computation; therefore, no raw data file is available in PMAP. <ul style="list-style-type: none"> <li>Month</li> <li>Call Type (Toll)</li> <li>Average Speed of Answer</li> </ul>
<b>Retail Analog/Benchmark</b>
Parity by Design See Appendix D

Revision Date: 02/28/00 (tg)

## **OPERATOR SERVICES**

<b>Report/Measurement:</b>
<b>OS-2. Speed to Answer Performance/Percent Answered within “X” Seconds – Toll</b>
<b>Definition:</b>
Measurement of the percent of toll calls that are answered in less than “X” seconds. The number of seconds represented by “X” is thirty, except where a different regulatory benchmark has been set against the Average Speed to Answer by a State Commission.
<b>Exclusions:</b>
Calls abandoned by customers are not reflected in the average speed to answer but are reflected in the conversion tables where the percent answered within “X” seconds is determined.
<b>Business Rules:</b>
The call waiting measurement scan starts when the customer enters the queue and ends when a BST representative answers the call. The average speed to answer is determined by measuring and accumulating the seconds of wait time from the entry of a customer into the BST call management system queue until the customer is transferred to a BST representative. No distinction is made between CLEC customers and BST customers.
<b>Calculation:</b>
The Percent Answered within “X” Seconds measurement for toll is derived by using the BellCore Statistical Answer Conversion Tables, to convert the Average Speed to Answer measure into a percent of calls answered within “X” seconds. The BellCore Conversion Tables are specific to the defined parameters of work time, number of operators, max queue size and call abandonment rates.
<b>Report Structure:</b>
<ul style="list-style-type: none"> <li>Reported for the aggregate of BST and CLECs <ul style="list-style-type: none"> <li>State</li> </ul> </li> </ul>
<b>Level of Disaggregation:</b>
None
<b>Data Retained (on Aggregate Basis)</b>
For the items below, BST’s Performance Measurement Analysis Platform (PMAP) receives a final computation; therefore, no raw data file is available in PMAP. <ul style="list-style-type: none"> <li>Month</li> <li>Call Type (Toll)</li> <li>Average Speed of Answer</li> </ul>
<b>Retail Analog/Benchmark</b>
Parity by Design See Appendix D

Revision Date: 02/28/00 (tg)

## **OPERATOR SERVICES**

<b>Report/Measurement:</b>
<b>OS-3. Speed to Answer Performance/Average Speed to Answer – Directory Assistance (DA)</b>
<b>Definition:</b>
Measurement of the average time in seconds calls wait before answer by a DA operator.
<b>Exclusions:</b>
Calls abandoned by customers are not reflected in the average speed to answer but are reflected in the conversion tables where the percent answered within “X” seconds is determined.
<b>Business Rules:</b>
The call waiting measurement scan starts when the customer enters the queue and ends when a BST representative answers the call. The average speed to answer is determined by measuring and accumulating the seconds of wait time from the entry of a customer into the BST call management system queue until the customer is transferred to a BST representative. No distinction is made between CLEC customers and BST customers.
<b>Calculation:</b>
The Average Speed to Answer for DA is calculated by using data from monthly system measurement reports taken from the centralized call routing switches. The “total call waiting seconds” is a sub-component of this measure which BST systems calculate by monitoring the number of calls in queue throughout the day multiplied by the time (in seconds) between monitoring events. The “total calls served” is the other sub-component of this measure, which BST systems record as the total number of calls handled by Operator Services DA centers. Since calls abandoned are not reflected in the calculation, the percent answered within the required timeframe is determined by using conversion tables with input for the abandonment rate.
<b>Report Structure:</b>
<ul style="list-style-type: none"> <li>Reported for the aggregate of BST and CLECs <ul style="list-style-type: none"> <li>State</li> </ul> </li> </ul>
<b>Level of Disaggregation:</b>
None
<b>Data Retained (on Aggregate Basis)</b>
For the items below, BST’s Performance Measurement Analysis Platform (PMAP) receives a final computation; therefore, no raw data file is available in PMAP. <ul style="list-style-type: none"> <li>Month</li> <li>Call Type (DA)</li> <li>Average Speed of Answer</li> </ul>
<b>Retail Analog/Benchmark</b>
Parity by Design See Appendix D

Revision Date: 02/28/00 (tg)

## **OPERATOR SERVICES**

<b>Report/Measurement:</b>
<b>OS-4. Speed to Answer Performance/Percent Answered within “X” Seconds – Directory Assistance (DA)</b>
<b>Definition:</b>
Measurement of the percent of DA calls that are answered in less than “X” seconds. The number of seconds represented by “X” is twenty, except where a different regulatory benchmark has been set against the Average Speed to Answer by a State Commission.
<b>Exclusions:</b>
Calls abandoned by customers are not reflected in the average speed to answer but are reflected in the conversion tables where the percent answered within “X” seconds is determined.
<b>Business Rules:</b>
The call waiting measurement scan starts when the customer enters the queue and ends when a BST representative answers the call. The average speed to answer is determined by measuring and accumulating the seconds of wait time from the entry of a customer into the BST call management system queue until the customer is transferred to a BST representative. No distinction is made between CLEC customers and BST customers.
<b>Calculation:</b>
The Percent Answered within “X” Seconds measurement for DA is derived by using the BellCore Statistical Answer Conversion Tables, to convert the Average Speed to Answer measure into a percent of calls answered within “X” seconds. The BellCore Conversion Tables are specific to the defined parameters of work time, number of operators, max queue size and call abandonment rates.
<b>Report Structure:</b>
<ul style="list-style-type: none"> <li>Reported for the aggregate of BST and CLECs <ul style="list-style-type: none"> <li>➤ State</li> </ul> </li> </ul>
<b>Level of Disaggregation:</b>
None
<b>Data Retained (on Aggregate Basis)</b>
For the items below, BST’s Performance Measurement Analysis Platform (PMAP) receives a final computation; therefore, no raw data file is available in PMAP. <ul style="list-style-type: none"> <li>Month</li> <li>Call Type (DA)</li> <li>Average Speed of Answer</li> </ul>
<b>Retail Analog/Benchmark</b>
Parity by Design See Appendix D

Revision Date: 02/28/00 (tg)

## **E911**

<b>Report/Measurement:</b>
<b>E-1. Timeliness</b>
<b>Definition:</b>
Measures the percentage of batch orders for E911 database updates (to CLEC resale and BST retail records) processed successfully within a 24-hour period.
<b>Exclusions:</b>
<ul style="list-style-type: none"> <li>Any resale order canceled by a CLEC</li> <li>Facilities-based CLEC orders</li> </ul>
<b>Business Rules:</b>
The 24-hour processing period is calculated based on the date and time processing starts on the batch orders and the date and time processing stops on the batch orders. Mechanical processing starts when SCC (BST's E911 vendor) receives E911 files containing batch orders extracted from BST's Service Order Communication System (SOCS). Processing stops when SCC loads the individual records to the E911 database. No distinctions are made between CLEC resale records and BST retail records.
<b>Calculation:</b>
$\text{E911 Timeliness} = \frac{\text{Number of batch orders processed within 24 hours}}{\text{Total number of batch orders submitted}} \times 100$
<b>Report Structure:</b>
<ul style="list-style-type: none"> <li>Reported for the aggregate of CLEC resale updates and BST retail updates <ul style="list-style-type: none"> <li>State</li> <li>Region</li> </ul> </li> </ul>
<b>Levels of Disaggregation:</b>
None
<b>Data Retained</b>
<ul style="list-style-type: none"> <li>Report month</li> <li>Aggregate data</li> </ul>
<b>Retail Analog/Benchmark</b>
Parity by Design See Appendix D

Revision Date: 02/28/00 (tg)

## **E911**

<b>Report/Measurement:</b>
<b>E-2. Accuracy</b>
<b>Definition:</b>
Measures the individual E911 telephone number (TN) record updates (to CLEC resale and BST retail records) processed successfully for E911 with no errors.
<b>Exclusions:</b>
<ul style="list-style-type: none"> <li>Any resale order canceled by a CLEC</li> <li>Facilities-based CLEC orders</li> </ul>
<b>Business Rules:</b>
Accuracy is based on the number of records processed without error at the conclusion of the processing cycle. Mechanical processing starts when SCC (BST's E911 vendor) receives E911 files containing telephone number (TN) records extracted from BST's Service Order Communication System (SOCS). No distinctions are made between CLEC resale records and BST retail records.
<b>Calculation:</b>
$\text{E911 Accuracy} = \frac{\text{S(Number of record individual updates processed with no errors} \div \text{Total number of individual record updates)} \times 100$
<b>Report Structure:</b>
<ul style="list-style-type: none"> <li>Reported for the aggregate of CLEC resale updates and BST retail updates <ul style="list-style-type: none"> <li>State</li> <li>Region</li> </ul> </li> </ul>
<b>Level of Disaggregation:</b>
None
<b>Data Retained</b>
<ul style="list-style-type: none"> <li>Report month</li> <li>Aggregate data</li> </ul>
<b>Retail Analog/Benchmark</b>
Parity by Design See Appendix D

Revision Date: 02/28/00 (tg)

## **E911**

<b>Report/Measurement:</b>
<b>E-3. Mean Interval</b>
<b>Definition:</b>
Measures the mean interval processing of E911 batch orders (to update CLEC resale and BST retail records).
<b>Exclusions:</b>
<ul style="list-style-type: none"> <li>Any resale order canceled by a CLEC</li> <li>Facilities-based CLEC orders</li> </ul>
<b>Business Rules:</b>
The processing period is calculated based on the date and time processing starts on the batch orders and the date and time processing stops on the batch orders. Data is posted in 4-hour increments up to and beyond 24 hours. No distinctions are made between CLEC resale records and BST retail records.
<b>Calculation:</b>
$\text{E911 Mean Interval} = S (\text{Date and time of batch order completion} - \text{Date and time of batch order submission}) \div (\text{Number of batch orders completed})$
<b>Report Structure:</b>
<ul style="list-style-type: none"> <li>Reported for the aggregate of CLEC resale updates and BST retail updates <ul style="list-style-type: none"> <li>➤ State</li> <li>➤ Region</li> </ul> </li> </ul>
<b>Level of Disaggregation:</b>
None
<b>Data Retained (on Aggregate Basis)</b>
<ul style="list-style-type: none"> <li>Report month</li> <li>Aggregate data</li> </ul>
<b>Retail Analog/Benchmark</b>
Parity by Design See Appendix D

Revision Date: 02/28/00 (tg)



## **TRUNK GROUP PERFORMANCE**

<b>Report/Measurement:</b>															
<b>TGP-1. Trunk Group Performance-Aggregate</b>															
<b>Definition:</b>															
A report of aggregate blocking information for CLEC trunk groups and BellSouth trunk groups.															
<b>Exclusions:</b>															
<ul style="list-style-type: none"> <li>• Trunk Groups for which valid data is not available for an entire study period</li> <li>• Duplicate trunk group information</li> </ul>															
<b>Business Rules:</b>															
<ul style="list-style-type: none"> <li>• Aggregate blocking results are created using the statistical analysis package and are output into Excel with separate table for each geographic area.</li> <li>• For each geographic area, plots are generated for: a) the monthly blocking by hour for each affecting group (BellSouth or CLEC), and b) the difference between BellSouth blocking data and CLEC blocking data is calculated and plotted.</li> <li>• The TCBH blocking is calculated by determining the monthly averaging blocking for each hour for each trunk. The hour with the highest usage is selected as the TCBH and the blocking for that hour is reported.</li> <li>• Trunk Categorization: This report displays, over a reporting cycle, aggregate, weighted average blocking data for each hour of a day. Therefore, for each reporting cycle, 24 blocking data points are generated for two aggregate groups of selected trunk groups. These groups are CLEC affecting and BellSouth affecting trunk groups. In order to assign trunk groups to each aggregate group, all trunk groups are first assigned to a category. A trunk group's end points and the type of traffic that is transmitted on it define a category. Selected categories of trunk groups are assigned to the aggregate groups to that trunk reports can be generated. The categories to which trunk groups have been assigned for this report are as follows:</li> </ul>															
<b>CLEC Affecting Categories:</b>															
	<table> <tr> <th><u>Point A</u></th><th><u>Point B</u></th></tr> <tr> <td>Category 1: BellSouth End Office</td><td>BellSouth Access Tandem</td></tr> <tr> <td>Category 3: BellSouth End Office</td><td>CLEC Switch</td></tr> <tr> <td>Category 4: BellSouth Local Tandem</td><td>CLEC Switch</td></tr> <tr> <td>Category 5: BellSouth Access Tandem</td><td>CLEC Switch</td></tr> <tr> <td>Category 10: BellSouth End Office</td><td>BellSouth Local Tandem</td></tr> <tr> <td>Category 16: BellSouth Tandem</td><td>BellSouth Tandem</td></tr> </table>	<u>Point A</u>	<u>Point B</u>	Category 1: BellSouth End Office	BellSouth Access Tandem	Category 3: BellSouth End Office	CLEC Switch	Category 4: BellSouth Local Tandem	CLEC Switch	Category 5: BellSouth Access Tandem	CLEC Switch	Category 10: BellSouth End Office	BellSouth Local Tandem	Category 16: BellSouth Tandem	BellSouth Tandem
<u>Point A</u>	<u>Point B</u>														
Category 1: BellSouth End Office	BellSouth Access Tandem														
Category 3: BellSouth End Office	CLEC Switch														
Category 4: BellSouth Local Tandem	CLEC Switch														
Category 5: BellSouth Access Tandem	CLEC Switch														
Category 10: BellSouth End Office	BellSouth Local Tandem														
Category 16: BellSouth Tandem	BellSouth Tandem														
<b>BellSouth Affecting Category:</b>															
	<table> <tr> <th><u>Point A</u></th><th><u>Point B</u></th></tr> <tr> <td>Category 9: BellSouth End Office</td><td>BellSouth End Office</td></tr> </table>	<u>Point A</u>	<u>Point B</u>	Category 9: BellSouth End Office	BellSouth End Office										
<u>Point A</u>	<u>Point B</u>														
Category 9: BellSouth End Office	BellSouth End Office														

**TRUNK GROUP PERFORMANCE - (Trunk Group Performance-Aggregate – Continued)**

**Calculation:**

**Monthly Weighted Average Blocking:**

(Blocking data for each hour X number of valid measurement days within each week) / S (Total number of valid measurement days within each week)

Example:		<u>Week 1</u>	<u>Week 2</u>	<u>Week 3</u>	<u>Week 4</u>	<u>Monthly</u>
Hour						
1	Blocking	1%	0.5%	2%	1.5%	1.8%
	# Days	7	7	5	6	
2	Blocking	0%	0%	0.2%	0.3%	.1%
	# Days	7	5	5	7	
3	Blocking	1%	1%	0.5%	2%	1.1%
	# Days	7	7	7	7	
24	Blocking	1%	0.5%	2%	1.5%	1.2%
	# Days	7	7	5	6	

The monthly weighted average blocking for hour 1 for a particular trunk group is calculated as follows:

$$\frac{(1 \times 5) + (0.5 \times 5) + (2 \times 4) + (1.5 \times 4)}{(5 + 5 + 4 + 4)} = 1.2\%$$

**Aggregate Monthly Blocking:**

(Monthly weighted average blocking value for each trunk group) X (number of trunks within each trunk group) / S (number of trunks in the aggregate group)

Example:	Trunk Group	Trunks in Service	Blocking Hour 1	Blocking Hour 2	Blocking Hour 3	Blocking Hour 4	.....	Blocking Hour 24
	A	24	3%	0%	1%	0%		0%
	B	144	2%	0%	1%	0.5%		0.5%
	C	528	0%	0.5%	1%	1%		1%
	D	316	1%	0%	1%	0.1%		0%
	E	940	1%	1%	4%	0%		0%
	Aggregate		0.8%	0.6%	2.4%	0.3%		0.3%

The aggregate weighted monthly blocking for hour 1 is calculated as follows:

$$\frac{(3 \times 24) + (2 \times 144) + (0 \times 528) + (1 \times 316) + (1 \times 940)}{(24 + 144 + 528 + 316 + 940)} = 0.8\%$$

The purpose of the Trunk Group Performance Report is to provide trunk blocking measurements on CLEC and BST trunk groups for comparison only. It is not the intent of the report that it be used for network management and/or engineering.

**Report Structure:**

- CLEC Aggregate
  - State

**Level of Disaggregation:**

Trunk Group

**Data Retained Relating to CLEC Experience**

- Report Month
- Total Trunk Groups
- Number of Trunk Groups by CLEC
- Hourly average blocking per trunk group

**Data Retained Relating to BST Experience**

- Report Month
- Total Trunk Groups
- Aggregate Hourly average blocking

**Retail Analog/Benchmark:**

Any 2 hour period in 24 hours where CLEC blockage exceeds BST blockage by more than 0.5% = a miss using trunk groups 1, 3, 4, 5, 10, 16 for CLECs and 9 for BST.

Revision Date: 02/28/00 (tm)

## **TRUNK GROUP PERFORMANCE**

<b>Report/Measurement:</b>															
<b>TGP-2. Trunk Group Performance-CLEC Specific</b>															
<b>Definition:</b>															
A report of blocking information for CLEC trunk groups.															
<b>Exclusions:</b>															
<ul style="list-style-type: none"> <li>• Trunk Groups for which valid data is not available for an entire study period</li> <li>• Duplicate trunk group information</li> </ul>															
<b>Business Rules:</b>															
<ul style="list-style-type: none"> <li>• Aggregate blocking results are created using the statistical analysis package and are output into Excel with separate table for each geographic area.</li> <li>• For each geographic area, plots are generated for the monthly blocking by hour</li> <li>• The TCBH blocking is calculated by determining the monthly averaging blocking for each hour for each trunk. The hour with the highest usage is selected as the TCBH and the blocking for that hour is reported.</li> <li>• Trunk Categorization: This report displays, over a reporting cycle, aggregate, weighted average blocking data for each hour of a day. Therefore, for each reporting cycle, 24 blocking data points are generated for CLEC trunk groups. In order to assign trunk groups to the CLEC group, all trunk groups are first assigned to a category. A trunk group's end points and the type of traffic that is transmitted on it define a category. Selected categories of trunk groups are assigned to the aggregate groups to that trunk reports can be generated. The categories to which trunk groups have been assigned for this report are as follows:</li> </ul>															
<b>CLEC Affecting Categories:</b>															
	<table> <tr> <th><b><u>Point A</u></b></th><th><b><u>Point B</u></b></th></tr> <tr> <td>Category 1: BellSouth End Office</td><td>BellSouth Access Tandem</td></tr> <tr> <td>Category 3: BellSouth End Office</td><td>CLEC Switch</td></tr> <tr> <td>Category 4: BellSouth Local Tandem</td><td>CLEC Switch</td></tr> <tr> <td>Category 5: BellSouth Access Tandem</td><td>CLEC Switch</td></tr> <tr> <td>Category 10: BellSouth End Office</td><td>BellSouth Local Tandem</td></tr> <tr> <td>Category 16: BellSouth Tandem</td><td>BellSouth Tandem</td></tr> </table>	<b><u>Point A</u></b>	<b><u>Point B</u></b>	Category 1: BellSouth End Office	BellSouth Access Tandem	Category 3: BellSouth End Office	CLEC Switch	Category 4: BellSouth Local Tandem	CLEC Switch	Category 5: BellSouth Access Tandem	CLEC Switch	Category 10: BellSouth End Office	BellSouth Local Tandem	Category 16: BellSouth Tandem	BellSouth Tandem
<b><u>Point A</u></b>	<b><u>Point B</u></b>														
Category 1: BellSouth End Office	BellSouth Access Tandem														
Category 3: BellSouth End Office	CLEC Switch														
Category 4: BellSouth Local Tandem	CLEC Switch														
Category 5: BellSouth Access Tandem	CLEC Switch														
Category 10: BellSouth End Office	BellSouth Local Tandem														
Category 16: BellSouth Tandem	BellSouth Tandem														

**TRUNK GROUP PERFORMANCE - (Trunk Group Performance-CLEC Specific – Continued)**

**Calculation:**

**Monthly Weighted Average Blocking:**

(Blocking data for each hour X number of valid measurement days within each week) / S (Total number of valid measurement days within each week)

Example:		<u>Week 1</u>	<u>Week 2</u>	<u>Week 3</u>	<u>Week 4</u>	<u>Monthly</u>
Hour						
1	Blocking	1%	0.5%	2%	1.5%	1.8%
	# Days	7	7	5	6	
2	Blocking	0%	0%	0.2%	0.3%	.1%
	# Days	7	5	5	7	
3	Blocking	1%	1%	0.5%	2%	1.1%
	# Days	7	7	7	7	5
24	Blocking	1%	0.5%	2%	1.5%	1.2%
	# Days	7	7	5	6	

The monthly weighted average blocking for hour 1 for a particular trunk group is calculated as follows:

$$\frac{(1 \times 5) + (0.5 \times 5) + (2 \times 4) + (1.5 \times 4)}{(5 + 5 + 4 + 4)} = 1.2\%$$

**Aggregate Monthly Blocking:**

(Monthly weighted average blocking value for each trunk group) X (number of trunks within each trunk group) / S (number of trunks in the aggregate group)

Example:	<u>Trunk Group</u>	<u>Trunks in Service</u>	<u>Blocking Hour 1</u>	<u>Blocking Hour 2</u>	<u>Blocking Hour 3</u>	<u>Blocking Hour 4</u>	<u>Blocking Hour 24</u>
	A	24	3%	0%	1%	0%	0%
	B	144	2%	0%	1%	0.5%	0.5%
	C	528	0%	0.5%	1%	1%	1%
	D	316	1%	0%	1%	0.1%	0%
	E	940	1%	1%	4%	0%	0%
	Aggregate		0.8%	0.6%	2.4%	0.3%	0.3%

The aggregate weighted monthly blocking for hour 1 is calculated as follows:

$$\frac{(3 \times 24) + (2 \times 144) + (0 \times 528) + (1 \times 316) + (1 \times 940)}{(24 + 144 + 528 + 316 + 940)} = 0.8\%$$

The purpose of the Trunk Group Performance Report is to provide trunk blocking measurements on CLEC and BST trunk groups for comparison only. It is not the intent of the report that it be used for network management and/or engineering.

**Report Structure:**

- CLEC Specific
- Trunk Group

**Level of Disaggregation:**

Trunk Group

**Data Retained Relating to CLEC Experience**

- Report Month
- Total Trunk Groups
- Number of Trunk Groups by CLEC
- Hourly average blocking per trunk group

**Data Retained Relating to BST Experience**

- Report Month
- Total Trunk Groups
- Aggregate Hourly average blocking

**Retail Analog/Benchmark:**

Any 2 hour period in 24 hours where CLEC blockage exceeds BST blockage by more than 0.5% = a miss using trunk groups 1, 3, 4, 5, 10, 16 for CLECs and 9 for BST.

Revision Date: 02/28/00 (tm)

## **TRUNK GROUP PERFORMANCE**

<b>Report/Measurement:</b>	
<b>TGP-3. Trunk Group Service Report</b>	
<b>Definition:</b>	
A report of the percent blocking above the Measured Blocking Threshold (MBT) on all final trunk groups between CLEC Points of Termination and BST end offices or tandems.	
<b>Exclusions:</b>	
<ul style="list-style-type: none"> <li>• Trunk groups for which valid traffic data is not available</li> <li>• High use trunk groups</li> </ul>	
<b>Business Rules:</b>	
Traffic trunking data measurements are validated and processed by the Total Network Data System/Trunking (TNDS/TK), a Telcordia (BellCore) supported application, on an hourly basis for Average Business Days (Monday through Friday). The traffic load sets, including offered load and observed blocking ratio (calls blocked divided by calls attempted), are averaged for a 20 day period, and the busy hour is selected. The busy hour average data for each trunk group is captured for reporting purposes. Although all trunk groups are available for reporting, the report highlight those trunk groups with blocking greater than the Measured Blocking Threshold (MBT) and the number of consecutive monthly reports that the trunk group blocking has exceeded the MBT. The MBT for CTTG is 2% and the MBT for all other trunk groups is 3%.	
<b>Calculation:</b>	
Measured blocking = (Total number of blocked calls) / (Total number of attempted calls) X 100	
<b>Report Structure:</b>	
<ul style="list-style-type: none"> <li>• BST Aggregate <ul style="list-style-type: none"> <li>➢ CTTG</li> <li>➢ Local</li> </ul> </li> <li>• CLEC Aggregate <ul style="list-style-type: none"> <li>➢ BST Administered CLEC Trunk</li> <li>➢ CLEC Administered CLEC Trunk</li> </ul> </li> <li>• CLEC Specific <ul style="list-style-type: none"> <li>➢ BST Administered CLEC Trunk</li> <li>➢ CLEC Administered CLEC Trunk</li> </ul> </li> </ul>	
<b>Level of Disaggregation:</b>	
State	
<b>Data Retained Relating to CLEC Experience</b>	<b>Data Retained Relating to BST Experience</b>
<ul style="list-style-type: none"> <li>• Report month</li> <li>• Total trunk groups</li> <li>• Total trunk groups for which data is available</li> <li>• Trunk groups with blocking greater than the MBT</li> <li>• Percent of trunk groups with blocking greater than the MBT</li> </ul>	<ul style="list-style-type: none"> <li>• Report month</li> <li>• Total trunk groups</li> <li>• Total trunk groups for which data is available</li> <li>• Trunk groups with blocking greater than the MBT</li> <li>• Percent of trunk groups with blocking greater than the MBT</li> </ul>
<b>Retail Analog/Benchmark:</b>	
CLEC Trunk Blockage/BST Trunk Blockage See Appendix D	

Revision Date: 02/28/00 (tm)

## **TRUNK GROUP PERFORMANCE**

<b>Report/Measurement:</b>	
<b>TGP-4. Trunk Group Service Detail</b>	
<b>Definition:</b>	
A detailed list of all final trunk groups between CLEC Points of Presence and BST end offices or tandems, and the actual blocking performance when the blocking exceeds the Measured Blocking Threshold (MBT) for the trunk groups.	
<b>Exclusions:</b>	
<ul style="list-style-type: none"> <li>• Trunk groups for which valid traffic data is not available</li> <li>• High use trunk groups</li> </ul>	
<b>Business Rules:</b>	
Traffic trunking data measurements are validated and processed by the Total Network Data System/Trunking (TNDS/TK), a Telcordia (Bellcore) supported application, on an hourly basis for Average Business Days (Monday through Friday). The traffic load sets, including offered load and observed blocking ratio (calls blocked divided by calls attempted), are averaged for a 20 day period, and the busy hour is selected. The busy hour average data for each trunk group is captured for reporting purposes. Although all trunk groups are available for reporting, the report highlight those trunk groups with blocking greater than the Measured Blocking Threshold (MBT) and the number of consecutive monthly reports that the trunk group blocking has exceeded the MBT. The MBT for CTTG is 2% and the MBT for all other trunk groups is 3%.	
<b>Calculation:</b>	
Measured Blocking = (Total number of blocked calls) / (Total number of attempted calls) X 100	
<b>Report Structure:</b>	
<ul style="list-style-type: none"> <li>• BST Specific <ul style="list-style-type: none"> <li>➢ Traffic Identity</li> <li>➢ TGSN</li> <li>➢ Tandem</li> <li>➢ End Office</li> <li>➢ Description</li> <li>➢ Observed Blocking</li> <li>➢ Busy Hour</li> <li>➢ Number Trunks</li> <li>➢ Valid study days</li> <li>➢ Number reports</li> <li>➢ Remarks</li> </ul> </li> </ul>	<ul style="list-style-type: none"> <li>• CLEC Specific <ul style="list-style-type: none"> <li>➢ Traffic Identity</li> <li>➢ TGSN</li> <li>➢ Tandem</li> <li>➢ CLEC POT</li> <li>➢ Description</li> <li>➢ Observed Blocking</li> <li>➢ Busy Hour</li> <li>➢ Number Trunks</li> <li>➢ Valid study days</li> <li>➢ Number reports</li> <li>➢ Remarks</li> </ul> </li> </ul>
<b>Level of Disaggregation:</b>	
State	
<b>Data Retained Relating to CLEC Experience</b>	<b>Data Retained Relating to BST Experience</b>
<ul style="list-style-type: none"> <li>• Report month</li> <li>• Total trunk groups</li> <li>• Total trunk groups for which data is available</li> <li>• Trunk groups with blocking greater than the MBT</li> <li>• Percent of trunk groups with blocking greater than the MBT</li> <li>• Traffic identity, TGSN, end points, description, busy hour, valid study days, number reports</li> </ul>	<ul style="list-style-type: none"> <li>• Report month</li> <li>• Total trunk groups</li> <li>• Total trunk groups for which data is available</li> <li>• Trunk groups with blocking greater than the MBT</li> <li>• Percent of trunk groups with blocking greater than the MBT</li> <li>• Traffic identity, TGSN, end points, description, busy hour, valid study days, number reports</li> </ul>
<b>Retail Analog/Benchmark:</b>	
CLEC Trunk Blockage/BST Blockage See Appendix D	

Revision Date: 02/28/00 (tm)

## **COLLOCATION**

<b>Report/Measurement:</b>
<b>C-1. Average Response Time</b>
<b>Definition:</b>
Measures the average time (counted in business days) from the receipt of a complete and accurate collocation application (including receipt of application fees) to the date BellSouth responds in writing.
<b>Exclusions:</b>
<ul style="list-style-type: none"> <li>• Requests to augment previously completed arrangements</li> <li>• Any application cancelled by the CLEC</li> </ul>
<b>Business Rules:</b>
The clock starts on the date that BST receives a complete and accurate collocation application accompanied by the appropriate application fee. The clock stops on the date that BST returns a response. The clock will restart upon receipt of changes to the original application request.
<b>Calculation:</b>
Average Response Time = S(Request Response Date) – (Request Submission Date) / Count of Responses Returned within Reporting Period.
<b>Report Structure:</b>
<ul style="list-style-type: none"> <li>• Individual CLEC (alias) aggregate</li> <li>• Aggregate of all CLECs</li> </ul>
<b>Level of Disaggregation:</b>
<ul style="list-style-type: none"> <li>• State, Region and further geographic disaggregation as required by State Commission Order (e.g. Metropolitan Service Area – MSA)</li> <li>• Virtual</li> <li>• Physical</li> </ul>
<b>Data Retained:</b>
<ul style="list-style-type: none"> <li>• Report period</li> <li>• Aggregate data</li> </ul>
<b>Retail Analog/Benchmark:</b>
See Appendix D

Revision Date: 01/27/00 (tg)

## **COLLOCATION**

<b>Report/Measurement:</b>
<b>C-2. Average Arrangement Time</b>
<b>Definition:</b>
Measures the average time from the receipt of a complete and accurate Bona Fide firm order (including receipt of appropriate fee) to the date BST completes the collocation arrangement.
<b>Exclusions:</b>
<ul style="list-style-type: none"> <li>Any Bona Fide firm order cancelled by the CLEC</li> <li>Bona Fide firm orders to augment previously completed arrangements</li> <li>Time for BST to obtain permits</li> <li>Time during which the collocation contract is being negotiated</li> </ul>
<b>Business Rules:</b>
The clock starts on the date that BST receives a complete and accurate Bona Fide firm order accompanied by the appropriate fee. The clock stops upon submission of the permit request and restarts upon receipt of the approved permit. Changes (affecting the provisioning interval or capital expenditures) that are submitted while provisioning is in progress may alter the completion date. The clock stops on the date that BST completes the collocation arrangement.
<b>Calculation:</b>
Average Arrangement Time = S(Date Collocation Arrangement is Complete) – (Date Order for Collocation Arrangement Submitted) / Total Number of Collocation Arrangements Completed during Reporting Period.
<b>Report Structure:</b>
<ul style="list-style-type: none"> <li>Individual CLEC (alias) aggregate</li> <li>Aggregate of all CLECs</li> </ul>
<b>Level of Disaggregation:</b>
<ul style="list-style-type: none"> <li>State, Region and further geographic disaggregation as required by State Commission Order (e.g. Metropolitan Service Area – MSA)</li> <li>Virtual</li> <li>Physical</li> </ul>
<b>Data Retained:</b>
<ul style="list-style-type: none"> <li>Report period</li> <li>Aggregate data</li> </ul>
<b>Retail Analog/Benchmark:</b>
See Appendix D

Revision Date: 01/27/00 (tg)



## **COLLOCATION**

<b>Report/Measurement:</b>
<b>C-3. Percent of Due Dates Missed</b>
<b>Definition:</b>
Measures the percent of missed due dates for collocation arrangements.
<b>Exclusions:</b>
<ul style="list-style-type: none"> <li>Any Bona Fide firm order cancelled by the CLEC</li> <li>Bona Fide firm orders to augment previously completed arrangements</li> <li>Time for BST to obtain permits</li> <li>Time during which the collocation contract is being negotiated</li> </ul>
<b>Business Rules:</b>
The clock starts on the date that BST receives a complete and accurate Bona Fide firm order accompanied by the appropriate fee. The clock stops on the date that BST completes the collocation arrangement.
<b>Calculation:</b>
$\% \text{ of Due Dates Missed} = \frac{\text{S (Number of Orders not completed w/i ILEC Committed Due Date during Reporting Period)}}{\text{Number of Orders Completed in Reporting Period}} \times 100$
<b>Report Structure:</b>
<ul style="list-style-type: none"> <li>Individual CLEC (alias) aggregate</li> <li>Aggregate of all CLECs</li> </ul>
<b>Level of Disaggregation:</b>
<ul style="list-style-type: none"> <li>State, Region and further geographic disaggregation as required by State Commission Order (e.g. Metropolitan Service Area-MSA)</li> <li>Virtual</li> <li>Physical</li> </ul>
<b>Data Retained:</b>
<ul style="list-style-type: none"> <li>Report period</li> <li>Aggregate data</li> </ul>
<b>Retail Analog/Benchmark:</b>
$90\% \leq \text{Commit Date}$

Revision Date: 01/27/00 (tg)

## Appendix A: Reporting Scope\*

Standard Service Groupings	
	<p><u><i>Pre-Order, Ordering</i></u></p> <ul style="list-style-type: none"> <li>➤ Resale Residence</li> <li>➤ Resale Business</li> <li>➤ Resale Special</li> <li>➤ Local Interconnection Trunks</li> <li>➤ UNE</li> <li>➤ UNE - Loops w/LNP</li> </ul> <p><u><i>Provisioning</i></u></p> <ul style="list-style-type: none"> <li>➤ UNE Non-Design</li> <li>➤ UNE Design</li> <li>➤ Local Interconnection Trunks</li> <li>➤ Resale Residence</li> <li>➤ Resale Business</li> <li>➤ Resale Design</li> <li>➤ BST Trunks</li> <li>➤ BST Residence Retail</li> <li>➤ BST Business Retail</li> <li>➤ BST Design Retail</li> </ul> <p><u><i>Maintenance and Repair</i></u></p> <ul style="list-style-type: none"> <li>➤ Local Interconnection Trunks</li> <li>➤ UNE Non-Design</li> <li>➤ UNE Design</li> <li>➤ Resale Residence</li> <li>➤ Resale Business</li> <li>➤ Resale Design</li> <li>➤ BST Interconnection Trunks</li> <li>➤ BST Residence Retail</li> <li>➤ BST Business Retail</li> <li>➤ BST Design Retail</li> </ul> <p><u><i>Local Interconnection Trunk Group Blockage</i></u></p> <ul style="list-style-type: none"> <li>➤ BST CTTG Trunk Groups</li> <li>➤ CLEC Trunk Groups</li> </ul>

## Appendix A: Reporting Scope\*

<b>Standard Service Order Activities</b>  <i>These are the generic BST/CLEC service order activities which are included in the Pre-Ordering, Ordering, and Provisioning sections of this document. It is not meant to indicate specific reporting categories.</i>	<ul style="list-style-type: none"> <li>➤ New Service Installations</li> <li>➤ Service Migrations Without Changes</li> <li>➤ Service Migrations With Changes</li> <li>➤ Move and Change Activities</li> <li>➤ Service Disconnects (Unless noted otherwise)</li> </ul>
<b>Pre-Ordering Query Types:</b>   <b>Maintenance Query Types:</b>	<ul style="list-style-type: none"> <li>➤ Address</li> <li>➤ Telephone Number</li> <li>➤ Appointment Scheduling</li> <li>➤ Customer Service Record</li> <li>➤ Feature Availability</li> </ul>
<b>Report Levels</b>	<ul style="list-style-type: none"> <li>➤ CLEC RESH</li> <li>➤ CLEC MSA</li> <li>➤ CLEC State</li> <li>➤ CLEC Region</li> <li>➤ Aggregate CLEC State</li> <li>➤ Aggregate CLEC Region</li> <li>➤ BST State</li> <li>➤ BST Region</li> </ul>

\* Scope is report, data source and system dependent, and, therefore, will differ with each report.

### Appendix B: Glossary of Acronyms and Terms

<b>A</b>	<b>ACD</b>	Automatic Call Distributor - A service that provides status monitoring of agents in a call center and routes high volume incoming telephone calls to available agents while collecting management information on both callers and attendants.
	<b>AGGREGATE</b>	Sum total of all items in like category, e.g. CLEC aggregate equals the sum total of all CLECs' data for a given reporting level.
	<b>ASR</b>	Access Service Request - A request for access service terminating delivery of carrier traffic into a Local Exchange Carrier's network.
	<b>ATLAS</b>	Application for Telephone Number Load Administration System - The BellSouth Operations System used to administer the pool of available telephone numbers and to reserve selected numbers from the pool for use on pending service requests/service orders.
	<b>ATLASTN</b>	ATLAS software contract for Telephone Number
	<b>AUTO CLARIFICATION</b>	The number of LSRs that were electronically rejected from LESOG and electronically returned to the CLEC for correction.
<b>B</b>	<b>BILLING</b>	The process and functions by which billing data is collected and by which account information is processed in order to render accurate and timely billing.
	<b>BOCRIS</b>	Business Office Customer Record Information System - A front-end presentation manager used by BellSouth organizations to access the CRIS database.
	<b>BRC</b>	Business Repair Center – The BellSouth Business Systems trouble receipt center which serves large business and CLEC customers.
	<b>BST</b>	BellSouth Telecommunications, Inc.
<b>C</b>	<b>CKTID</b>	A unique identifier for elements combined in a service configuration
	<b>CLEC</b>	Competitive Local Exchange Carrier
	<b>CMDS</b>	Centralized Message Distribution System - BellCore administered national system used to transfer specially formatted messages among companies.
	<b>COFFI</b>	Central Office Feature File Interface - A BellSouth Operations System database which maintains Universal Service Order Code (USOC) information based on current tariffs.

## Appendix B: Glossary of Acronyms and Terms – Continued

<b>C</b>	<b>COFIUSOC</b>	COFFI software contract for feature/service information
	<b>CRIS</b>	Customer Record Information System - The BellSouth proprietary corporate database and billing system for non-access customers and services.
	<b>CRSACCTS</b>	CRIS software contract for CSR information
	<b>CSR</b>	Customer Service Record
	<b>CTTG</b>	Common Transport Trunk Group - Final trunk groups between BST & Independent end offices and the BST access tandems.
<b>D</b>	<b>DESIGN</b>	Design Service is defined as any Special or Plain Old Telephone Service Order which requires BellSouth Design Engineering Activities
	<b>DISPOSITION &amp; CAUSE</b>	Types of trouble conditions, e.g. No Trouble Found, Central Office Equipment, Customer Premises Equipment, etc.
	<b>DLETH</b>	Display Lengthy Trouble History - A history report that gives all activity on a line record for trouble reports in LMOS
	<b>DLR</b>	Detail Line Record - All the basic information maintained on a line record in LMOS, e.g. name, address, facilities, features etc.
	<b>DOE</b>	Direct Order Entry System - An internal BellSouth service order entry system used by BellSouth Service Representatives to input business service orders in BellSouth format.
	<b>DSAP</b>	DOE (Direct Order Entry) Support Application - The BellSouth Operations System which assists a Service Representative or similar carrier agent in negotiating service provisioning commitments for non-designed services and UNEs.
	<b>DSAPDDI</b>	DSAP software contract for schedule information
<b>E</b>	<b>E911</b>	Provides callers access to the applicable emergency services bureau by dialing a 3-digit universal telephone number.
	<b>EDI</b>	Electronic Data Interchange - The computer-to-computer exchange of inter and/or intra company business documents in a public standard format.
<b>F</b>	<b>FATAL REJECT</b>	The number of LSRs that were electronically rejected from LEO, which checks to see if the LSR has all the required fields correctly populated
	<b>FLOW-THROUGH</b>	In the context of this document, LSRs submitted electronically via the CLEC mechanized ordering process that flow through to the BST OSS without manual or human intervention.
	<b>FOC</b>	Firm Order Confirmation - A notification returned to the CLEC confirming that the LSR has been received and accepted, including the specified commitment date.

## Appendix B: Glossary of Acronyms and Terms - Continued

<b>G</b>		
<b>H</b>	<b>HAL</b>	“Hands Off” Assignment Logic - Front end access and error resolution logic used in interfacing BellSouth Operations Systems such as ATLAS, BOCRIS, LMOS, PSIMS, RSAG and SOCS.
	<b>HALCRIS</b>	HAL software contract for CSR information
<b>I</b>	<b>ISDN</b>	Integrated Services Digital Network
<b>K</b>		
<b>L</b>	<b>LCSC</b>	Local Carrier Service Center - The BellSouth center which is dedicated to handling CLEC LSRs, ASRs, and Preordering transactions along with associated expedite requests and escalations.
	<b>LEGACY SYSTEM</b>	Term used to refer to BellSouth Operations Support Systems (see OSS)
	<b>LENS</b>	Local Exchange Negotiation System - The BellSouth LAN/web server/OS application developed to provide both preordering and ordering electronic interface functions for CLECs.
	<b>LEO</b>	Local Exchange Ordering - A BellSouth system which accepts the output of EDI, applies edit and formatting checks, and reformats the Local Service Requests in BellSouth Service Order format.
	<b>LESOG</b>	Local Exchange Service Order Generator - A BellSouth system which accepts the service order output of LEO and enters the Service Order into the Service Order Control System using terminal emulation technology.
	<b>LMOS</b>	Loop Maintenance Operations System - A BellSouth Operations System that stores the assignment and selected account information for use by downstream OSS and BellSouth personnel during provisioning and maintenance activities.
	<b>LMOS HOST</b>	LMOS host computer
	<b>LMOSupd</b>	LMOS updates
	<b>LNP</b>	Local Number Portability - In the context of this document, the capability for a subscriber to retain his current telephone number as he transfers to a different local service provider.
	<b>LOOPS</b>	Transmission paths from the central office to the customer premises.
	<b>LSR</b>	Local Service Request – A request for local resale service or unbundled network elements from a CLEC.
<b>M</b>	<b>MAINTENANCE &amp; REPAIR</b>	The process and function by which trouble reports are passed to BellSouth and by which the related service problems are resolved.
	<b>MARCH</b>	A BellSouth Operations System which accepts service orders, interprets the coding contained in the service order image, and constructs the specific switching system Recent Change command messages for input into end office switches.

## Appendix B: Glossary of Acronyms and Terms – Continued

<b>N</b>	<b>NC</b>	“No Circuits” - All circuits busy announcement
<b>O</b>	<b>OASIS</b>	Obtain Availability Services Information System - A BellSouth front-end processor, which acts as an interface between COFFI and RNS. This system takes the USOCs in COFFI and translates them to English for display in RNS.
	<b>OASISBSN</b>	OASIS software contract for feature/service
	<b>OASISCAR</b>	OASIS software contract for feature/service
	<b>OASISLPC</b>	OASIS software contract for feature/service
	<b>OASISMTN</b>	OASIS software contract for feature/service
	<b>OASISNET</b>	OASIS software contract for feature/service
	<b>OASISOCP</b>	OASIS software contract for feature/service
	<b>ORDERING</b>	The process and functions by which resale services or unbundled network elements are ordered from BellSouth as well as the process by which an LSR or ASR is placed with BellSouth.
	<b>OSPCM</b>	Outside Plant Contract Management System - Provides Scheduling Information.
	<b>OSS</b>	Operations Support System - A support system or database which is used to mechanize the flow or performance of work. The term is used to refer to the overall system consisting of hardware complex, computer operating system(s), and application which is used to provide the support functions.
	<b>OUT OF SERVICE</b>	Customer has no dial tone and cannot call out.
<b>P</b>	<b>POTS</b>	Plain Old Telephone Service
	<b>PREDICTOR</b>	The BellSouth Operations system which is used to administer proactive maintenance and rehabilitation activities on outside plant facilities, provide access to selected work groups (e.g. RRC & BRC) to Mechanized Loop Testing and switching system I/O ports, and provide certain information regarding the attributes and capabilities of outside plant facilities.
	<b>PREORDERING</b>	The process and functions by which vital information is obtained, verified, or validated prior to placing a service request.
	<b>PROVISIONING</b>	The process and functions by which necessary work is performed to activate a service requested via an LSR or ASR and to initiate the proper billing and accounting functions.
	<b>PSIMS</b>	Product/Service Inventory Management System - A BellSouth database Operations System which contains availability information on switching system features and capabilities and on BellSouth service availability. This database is used to verify the availability of a feature or service in an NXX prior to making a commitment to the customer.
	<b>PSIMSORB</b>	PSIMS software contract for feature/service

**Appendix B: Glossary of Acronyms and Terms – Continued**

<b>Q</b>		
<b>R</b>	<b>RNS</b>	Regional Negotiation System - An internal BellSouth service order entry system used by BellSouth Consumer Services to input service orders in BellSouth format.
	<b>RRC</b>	Residence Repair Center - The BellSouth Consumer Services trouble receipt center which serves residential customers.
	<b>RSAG</b>	Regional Street Address Guide - The BellSouth database, which contains street addresses validated to be accurate with state and local governments.
		RSAG software contract for address search
	<b>RSAGADDR</b>	RSAG software contract for telephone number search
	<b>RSAGTN</b>	
<b>S</b>	<b>SOCS</b>	Service Order Control System - The BellSouth Operations System which routes service order images among BellSouth drop points and BellSouth Operations Systems during the service provisioning process.
	<b>SOIR</b>	Service Order Interface Record - any change effecting activity to a customer account by service order that impacts 911/E911.
<b>T</b>	<b>TAFI</b>	Trouble Analysis Facilitation Interface - The BellSouth Operations System that supports trouble receipt center personnel in taking and handling customer trouble reports.
	<b>TAG</b>	Telecommunications Access Gateway – TAG was designed to provide an electronic interface, or machine-to-machine interface for the bi-directional flow of information between BellSouth's OSSs and participating CLECs.
	<b>TN</b>	Telephone Number
	<b>TOTAL MANUAL FALLOUT</b>	The number of LSRs which are entered electronically but require manual entering into a service order generator.
<b>U</b>	<b>UNE</b>	Unbundled Network Element
<b>V</b>		
<b>W</b>	<b>WTN</b>	A unique identifier for elements combined in a service configuration
<b>X</b>		
<b>Y</b>		
<b>Z</b>		
<b>S</b>		Sum of:



## Appendix C

### **BELLSOUTH'S AUDIT POLICY:**

BellSouth currently provides many CLECs with certain audit rights as a part of their individual interconnection agreements. However, it is not reasonable for BellSouth to undergo an audit of the SQM for every CLEC with which it has a contract. BellSouth has developed a proposed Audit Plan for use by the parties to an audit. If requested by a Public Service Commission or by a CLEC exercising contractual audit rights, BellSouth will agree to undergo a comprehensive audit of the aggregate level reports for both BellSouth and the CLEC(s) for each of the next five (5) years (2000 – 2005), to be conducted by an independent third party. The results of that audit will be made available to all the parties subject to proper safeguards to protect proprietary information. This aggregate level audit includes the following specifications:

1. The cost shall be borne 50% by BellSouth and 50% by the CLEC or CLECs.
2. The independent third party auditor shall be selected with input from BellSouth, the PSC, if applicable, and the CLEC(s).
3. BellSouth, the PSC and the CLEC(s) shall jointly determine the scope of the audit.

BellSouth reserves the right to make changes to this audit policy as growth and changes in the industry dictate.

APPENDIX D Analog and Benchmarks				
BST SQM Category	MEASURES AND SUB-METRICS	RESALE Retail Analogue	UNES Retail Analogue	Benchmark*
Pre-Ordering	<b><u>Percent Response Received within "X" seconds</u></b>	Parity w/ retail where applicable.		
	<b><u>OSS Interface Availability</u></b>			99.5%
Ordering	<b><u>Percent Flow-Through Service Request</u></b> <ul style="list-style-type: none"> <li>Residence</li> <li>Business</li> <li>UNE</li> </ul>			90% 80% 80%
	<b><u>Percent Rejected Service Request</u></b>	Diagnostic		Diagnostic.
	<b>Reject Interval (Mechanized)</b>	UD	UD	95% within 1 hrs
	• Reject Interval (Non-Mechanized and Partially Mechanized)	UD	UD	85% < 24 hrs
	<b>Firm Order Confirmation Timeliness (Mechanized)</b> (Non-Mechanized and Partially Mechanized)	UD	UD	95% within 4 hrs 85% < 48 Hrs
	<b><u>Speed of Answer in Ordering Center</u></b>	X	X	
Provisioning	<b><u>Mean Held Order Interval</u></b>			
	• Resale Residence	X		
	• Resale Business	X		
	• Resale Design	X		
	• Resale PBX	X		
	• Resale Centrex	X		
	• Resale IDSN	X		
	• UNE Loop and Port Combos		Retail Residence and Business	
	• UNE 2w Loop with NP – Non-Design		Retail Residence and Business	
	• UNE 2w Loop without NP – Non-Design		Retail Residence and Business	
	• UNE Loop Other with NP Non-Design		Retail Residence and Business	
	• UNE Loop Other without NP Non-Design		Retail Residence and Business	
	• UNE Other Non Design		Retail Residence and Business	
	• UNE 2w Loop with NP – Design		Retail Residence and Business	
	• UNE 2w Loop without NP – Design		Retail Residence and Business	
	• UNE Loop Other with NP – Design		Retail Design	

APPENDIX D Analog and Benchmarks				
BST SQM Category	MEASURES AND SUB-METRICS	RESALE Retail Analogue	UNES Retail Analogue	Benchmark'
	• UNE Loop Other without NP - Design		Retail Design	
	• UNE Other Design		Retail Design	
	• Local Interconnection Trunks	X		
	<b>Average Jeopardy Notice Interval (Mechanized)</b>			
	• Resale Residence			95% >=24 Hr
	• Resale Business			95% >=24 Hr
	• Resale Design			95% >=24 Hr
	• Resale PBX			95% >=24 Hr
	• Resale Centrex			95% >=24 Hr
	• Resale IDSN			95% >=24 Hr
	• UNE Loop and Port Combos			95% >=24 Hr
	• UNE 2w Loop with NP – Non-Design			95% >=24 Hr
	• UNE 2w Loop without NP – Non-Design			95% >=24 Hr
	• UNE Loop Other with NP Non-Design			95% >=24 Hr
	• UNE Loop Other without NP Non-Design			95% >=24 Hr
	• UNE Other Non Design			95% >=24 Hr
	• UNE 2w Loop with NP – Design			95% >=24 Hr
	• UNE 2w Loop without NP – Design			95% >=24 Hr
	• UNE Loop Other with NP – Design			95% >=24 Hr
	• UNE Loop Other without NP - Design			95% >=24 Hr
	• UNE Other Design			95% >=24 Hr
	• Local Interconnection Trunks			95% >=24 Hr
	<b>% of Orders given jeopardy notice (Mechanized)</b>			
	• Resale Residence	X		
	• Resale Business	X		
	• Resale Design	X		
	• Resale PBX	X		
	• Resale Centrex	X		
	• Resale IDSN	X		
	• UNE Loop and Port Combos		Retail Residence and Business	
	• UNE 2w Loop with NP – Non-Design		Retail Residence and Business	
	• UNE 2w Loop without NP – Non-Design		Retail Residence and Business	
	• UNE Loop Other with NP Non-Design		Retail Residence and Business	

APPENDIX D Analog and Benchmarks				
BST SQM Category	MEASURES AND SUB-METRICS	RESALE Retail Analogue	UNES Retail Analogue	Benchmark'
	• UNE Loop Other without NP Non-Design		Retail Residence and Business	
	• UNE Other Non Design		Retail Residence and Business	
	• UNE 2w Loop with NP – Design		Retail Residence and Business	
	• UNE 2w Loop without NP – Design		Retail Residence and Business	
	• UNE Loop Other with NP – Design		Retail Design	
	• UNE Loop Other without NP - Design		Retail Design	
	• UNE Other Design		Retail Design	
	• Local Interconnection Trunks	X		
	<b><u>Percent Missed Installation Appointments</u></b>			
	• Resale Residence	X		
	• Resale Business	X		
	• Resale Design	X		
	• Resale PBX	X		
	• Resale Centrex	X		
	• Resale IDSN	X		
	• UNE Loop and Port Combos		Retail Residence and Business	
	• UNE 2w Loop with NP – Non-Design		Retail Residence and Business	
	• UNE 2w Loop without NP – Non-Design		Retail Residence and Business	
	• UNE Loop Other with NP Non-Design		Retail Residence and Business	
	• UNE Loop Other without NP Non-Design		Retail Residence and Business	
	• UNE Other Non Design		Retail Residence and Business	
	• UNE 2w Loop with NP – Design		Retail Residence and Business	
	• UNE 2w Loop without NP – Design		Retail Residence and Business	
	• UNE Loop Other with NP – Design		Retail Design	
	• UNE Loop Other without NP – Design		Retail Design	
	• UNE Other Design		Retail Design	
	• Local Interconnection Trunks	X		
	<b><u>Order Completion Interval</u></b>			
	• Resale Residence	X		
	• Resale Business	X		
	• Resale Design	X		
	• Resale PBX	X		
	• Resale Centrex	X		

APPENDIX D Analog and Benchmarks				
BST SQM Category	MEASURES AND SUB-METRICS	RESALE Retail Analogue	UNES Retail Analogue	Benchmark'
	• Resale IDSN	X		
	• UNE Loop and Port Combos		Retail Residence and Business	
	• UNE 2w Loop with NP – Non-Design		Retail Residence and Business	
	• UNE 2w Loop without NP – Non-Design		Retail Residence and Business	
	• UNE Loop Other with NP Non-Design		Retail Residence and Business	
	• UNE Loop Other without NP Non-Design		Retail Residence and Business	
	• UNE Other Non Design		Retail Residence and Business	
	• UNE 2w Loop with NP – Design		Retail Residence and Business	
	• UNE 2w Loop without NP – Design		Retail Residence and Business	
	• UNE Loop Other with NP – Design		Retail Design	
	• UNE Loop Other without NP - Design		Retail Design	
	• UNE Other Design		Retail Design	
	• Local Interconnection Trunks	X		
	<b>Average Completion Notice Interval – Resale POTS (Mech)</b>			
	• Resale Residence	X		
	• Resale Business	X		
	• Resale Design	X		
	• Resale PBX	X		
	• Resale Centrex	X		
	• Resale IDSN	X		
	• UNE Loop and Port Combos		Retail Residence and Business	
	• UNE 2w Loop with NP – Non-Design		Retail Residence and Business	
	• UNE 2w Loop without NP – Non-Design		Retail Residence and Business	
	• UNE Loop Other with NP Non-Design		Retail Residence and Business	
	• UNE Loop Other without NP Non-Design		Retail Residence and Business	
	• UNE Other Non Design		Retail Residence and Business	
	• UNE 2w Loop with NP – Design		Retail Residence and Business	
	• UNE 2w Loop without NP – Design		Retail Residence and Business	
	• UNE Loop Other with NP – Design		Retail Design	
	• UNE Loop Other without NP - Design		Retail Design	
	• UNE Other Design		Retail Design	
	• Local Interconnection Trunks	X		
	<b>Percent Provisioning Troubles within 30 Days</b>			

APPENDIX D Analog and Benchmarks				
BST SQM Category	MEASURES AND SUB-METRICS	RESALE Retail Analogue	UNES Retail Analogue	Benchmark'
	• Resale Residence	X		
	• Resale Business	X		
	• Resale Design	X		
	• Resale PBX	X		
	• Resale Centrex	X		
	• Resale IDSN	X		
	• UNE Loop and Port Combos		Retail Residence and Business	
	• UNE 2w Loop with NP – Non-Design		Retail Residence and Business	
	• UNE 2w Loop without NP – Non-Design		Retail Residence and Business	
	• UNE Loop Other with NP Non-Design		Retail Residence and Business	
	• UNE Loop Other without NP Non-Design		Retail Residence and Business	
	• UNE Other Non Design		Retail Residence and Business	
	• UNE 2w Loop with NP – Design		Retail Residence and Business	
	• UNE 2w Loop without NP – Design		Retail Residence and Business	
	• UNE Loop Other with NP – Design		Retail Design	
	• UNE Loop Other without NP - Design		Retail Design	
	• UNE Other Design		Retail Design	
	• Local Interconnection Trunks	X		
	<b>Total Service Order Cycle Time</b>	Diag.	Diagnostic	Diagnostic
Maintenance	<b>Customer Trouble Report Rate</b>			
	• Resale Residence	X		
	• Resale Business	X		
	• Resale Design	X		
	• Resale PBX	X		
	• Resale Centrex	X		
	• Resale IDSN	X		
	• UNE Loop and Port Combos		Retail Residence and Business	
	• UNE 2w Loop – Non-Design		Retail Residence and Business	
	• UNE Loop Other - Non-Design		Retail Residence and Business	
	• UNE Other Non Design		Retail Residence and Business	
	• UNE 2w Loop – Design		Retail Residence and Business	
	• UNE Loop Other – Design		Retail Design	
	• UNE Other Design		Retail Design	

APPENDIX D Analog and Benchmarks				
BST SQM Category	MEASURES AND SUB-METRICS	RESALE Retail Analogue	UNES Retail Analogue	Benchmark'
	• Local Interconnection Trunks	X		
	<b><u>Percent Missed Repair Appointments</u></b>			
	• Resale Residence	X		
	• Resale Business	X		
	• Resale Design	X		
	• Resale PBX	X		
	• Resale Centrex	X		
	• Resale IDSN	X		
	• UNE Loop and Port Combos		Retail Residence and Business	
	• UNE 2w Loop – Non-Design		Retail Residence and Business	
	• UNE Loop Other - Non-Design		Retail Residence and Business	
	• UNE Other Non Design		Retail Residence and Business	
	• UNE 2w Loop – Design		Retail Residence and Business	
	• UNE Loop Other – Design		Retail Design	
	• UNE Other Design		Retail Design	
	• Local Interconnection Trunks	X		
	<b><u>Maintenance Average Duration</u></b>			
	• Resale Residence	X		
	• Resale Business	X		
	• Resale Design	X		
	• Resale PBX	X		
	• Resale Centrex	X		
	• Resale IDSN	X		
	• UNE Loop and Port Combos		Retail Residence and Business	
	• UNE 2w Loop – Non-Design		Retail Residence and Business	
	• UNE Loop Other - Non-Design		Retail Residence and Business	
	• UNE Other Non Design		Retail Residence and Business	
	• UNE 2w Loop – Design		Retail Residence and Business	
	• UNE Loop Other – Design		Retail Design	
	• UNE Other Design		Retail Design	
	• Local Interconnection Trunks	X		
	<b><u>Percent Repeat Troubles within 30 Days</u></b>			
	• Resale Residence	X		

<b>APPENDIX D</b> <b>Analogs and Benchmarks</b>				
<b>BST SQM</b> Category	<b>MEASURES AND SUB-METRICS</b>	<b>RESALE</b> Retail Analogue	<b>UNES</b> Retail Analogue	<b>Benchmark'</b>
	• Resale Business	X		
	• Resale Design	X		
	• Resale PBX	X		
	• Resale Centrex	X		
	• Resale IDSN	X		
	• UNE Loop and Port Combos		Retail Residence and Business	
	• UNE 2w Loop – Non-Design		Retail Residence and Business	
	• UNE Loop Other - Non-Design		Retail Residence and Business	
	• UNE Other Non Design		Retail Residence and Business	
	• UNE 2w Loop – Design		Retail Residence and Business	
	• UNE Loop Other – Design		Retail Design	
	• UNE Other Design		Retail Design	
	• Local Interconnection Trunks	X		
	<b><u>Out of Service &gt; 24hrs</u></b>			
	• Resale Residence	X		
	• Resale Business	X		
	• Resale Design	X		
	• Resale PBX	X		
	• Resale Centrex	X		
	• Resale IDSN	X		
	• UNE Loop and Port Combos		Retail Residence and Business	
	• UNE 2w Loop – Non-Design		Retail Residence and Business	
	• UNE Loop Other - Non-Design		Retail Residence and Business	
	• UNE Other Non Design		Retail Residence and Business	
	• UNE 2w Loop – Design		Retail Residence and Business	
	• UNE Loop Other – Design		Retail Design	
	• UNE Other Design		Retail Design	
	• Local Interconnection Trunks	X		
	<b><u>OSS Interface Availability</u></b>			
	• All systems except ECTA	X		
	• ECTA			99.5%
	<b><u>OSS Response Interval and %</u></b>			
	• TAFI (Front End)	X		



APPENDIX D Analog and Benchmarks				
BST SQM Category	MEASURES AND SUB-METRICS	RESALE Retail Analogue	UNES Retail Analogue	Benchmark'
	<ul style="list-style-type: none"> <li>CRIS, DLETH, DLR, OSPCM, LMOS, LMOSUP, MARCH, Predictor, SOCS, LNP (Parity by Design)</li> </ul>	PBD		
	<b>Average Answer Time – Repair Center</b>	X		
Billing	<b>Invoice Accuracy</b>	X		
	<b>Mean Time To Deliver Invoices</b>	X		
	<b>Usage Data Delivery Accuracy</b>	X		
	<b>Usage Data Delivery Timeliness</b>	X		
	<b>Usage Data Delivery Completeness</b>	X		
	<b>Mean Time to Deliver Usage</b>	X		
Operator Services (Toll)	<b>Average Speed to Answer</b>	PBD		
	<b>% Answered in “X” Seconds</b>	PBD		
Directory Assistance	<b>Average Speed to Answer</b>	PBD		
	<b>% Answered in “X” Seconds</b>	PBD		
E911	<b>Timeliness</b>	PBD		
	<b>Accuracy</b>	PBD		
	<b>Mean Interval</b>	PBD		
Trunk Group Performance (Blockage)	<b>Trunk Group Service Report (Percent Trunk Blockage)</b> Any 2 hour period in 24 hours where CLEC blockage exceeds BST blockage by more than 0.5% = a miss using trunk groups 1, 3, 4, 5, 10, 16 for CLECs and 9 for BST.	X		
	<b>Trunk Group Service Report (Percent Trunk Blockage)</b>	X		
LNP	<b>Average Disconnect Timeliness Interval</b>			
	<b>Percent Missed Installation Appointments</b>		Retail Residence and Business	
	<b>FOC Mechanized</b>			95% ≤4 hour
	<b>% Reject Service Request</b>		Diagnostic	
	<b>Average Reject Interval Mechanized</b>			95% ≤1 hour
	<b>TSOC</b>		Diagnostic	
	<b>% Flow Through</b>			80%

<b>APPENDIX D</b> <b>Analog and Benchmarks</b>				
<b>BST SQM</b> Category	<b>MEASURES AND SUB-METRICS</b>	<b>RESALE</b> Retail Analogue	<b>UNES</b> Retail Analogue	<b>Benchmark'</b>
Customer Coordinated Conversions	<b><u>Coordinated Customer Conversions – UNE Loop</u></b>			95% ≤ 15mir
	<b><u>Coordinated Customer Conversions – LNP</u></b>			95% ≤ 15 mi
Collocation +	<b>% of Due Dates Missed</b>			90% ≤ Comrr Date
	<b>Average Response Time</b>		FL PSC is addressing this in generic docket	
+A contract with each CLEC required.	<b><u>Average Arrangement Time</u></b>		FL PSC is addressing this in generic docket	

Note 1: PBD = Parity by Design. UD = Under Development – Benchmarks will be replaced when Analogs are complete.

Note2: The retail analog for UNE Non-Design and UNE 2w Loops – Design is the average of Retail Residence Dispatch and Retail Business Dispatch transactions for the particular month. The retail analog for other UNE Design is Retail Design Dispatch.

Note3: Analogs and Benchmarks will be re-evaluated periodically, at least once a year, to validate applicability.

# EXHIBIT B

### **VSEEMIII TIER-1 SUBMETRICS**

- ❑ FOC Timeliness (Mechanized only)
- ❑ Reject Interval (Mechanized only)
- ❑ Order Completion Interval (Dispatch only) – Resale POTS
- ❑ Order Completion Interval (Dispatch only) – Resale Design
- ❑ Order Completion Interval (No Dispatch only) – UNE Loop and Port Combos
- ❑ Order Completion Interval ('w' code orders, Dispatch only) – UNE Loops
- ❑ Order Completion Interval (Dispatch only) – IC Trunks
- ❑ Percent Missed Installation Appointments – Resale POTS
- ❑ Percent Missed Installation Appointments – Resale Design
- ❑ Percent Missed Installation Appointments – UNE Loop and Port Combos
- ❑ Percent Missed Installation Appointments – UNE Loops
- ❑ Percent Provisioning Troubles within 4 Days - Resale POTS
- ❑ Percent Provisioning Troubles within 4 Days - Resale Design
- ❑ Percent Provisioning Troubles within 4 Days - UNE Loop and Port Combos
- ❑ Percent Provisioning Troubles within 4 Days - UNE Loops
- ❑ Customer Trouble Report Rate – Resale POTS
- ❑ Customer Trouble Report Rate – Resale Design
- ❑ Customer Trouble Report Rate - UNE Loop and Port Combos
- ❑ Customer Trouble Report Rate - UNE Loops
- ❑ Percent Missed Repair Appointments – Resale POTS
- ❑ Percent Missed Repair Appointments - Resale Design
- ❑ Percent Missed Repair Appointments - UNE Loop and Port Combos
- ❑ Percent Missed Repair Appointments - UNE Loops
- ❑ Maintenance Average Duration – Resale POTS
- ❑ Maintenance Average Duration – Resale Design
- ❑ Maintenance Average Duration - UNE Loop and Port Combos
- ❑ Maintenance Average Duration - UNE Loops
- ❑ Maintenance Average Duration – IC Trunks
- ❑ Percent Repeat Troubles within 30 Days – Resale POTS
- ❑ Percent Repeat Troubles within 30 Days – Resale Design
- ❑ Percent Repeat Troubles within 30 Days - UNE Loop and Port Combos
- ❑ Percent Repeat Troubles within 30 Days - UNE Loops
- ❑ Percent Trunk Blockage
- ❑ LNP Disconnect Timeliness
- ❑ LNP Percent Missed Installation Appointment
- ❑ Coordinated Customer Conversions for UNE Loops
- ❑ Coordinated Customer Conversions for LNP
- ❑ Percent Missed Collocation Due Dates

## **VSEEMIII TIER-2 SUBMETRICS**

- ❑ Percent Response Received within “X” seconds – Pre-Order OSS
- ❑ OSS Interface Availability
- ❑ Order Process Percent Flow-Through (Mechanized only)
- ❑ Order Completion Interval (Dispatch only) – Resale POTS
- ❑ Order Completion Interval (Dispatch only) – Resale Design
- ❑ Order Completion Interval (No Dispatch only) – UNE Loop and Port Combos
- ❑ Order Completion Interval (‘w’ code orders, Dispatch only) – UNE Loops
- ❑ Order Completion Interval (Dispatch only) – IC Trunks
- ❑ Percent Missed Installation Appointments – Resale POTS
- ❑ Percent Missed Installation Appointments – Resale Design
- ❑ Percent Missed Installation Appointments – UNE Loop and Port Combos
- ❑ Percent Missed Installation Appointments – UNE Loops
- ❑ Percent Provisioning Troubles within 4 Days - Resale POTS
- ❑ Percent Provisioning Troubles within 4 Days - Resale Design
- ❑ Percent Provisioning Troubles within 4 Days - UNE Loop and Port Combos
- ❑ Percent Provisioning Troubles within 4 Days - UNE Loops
- ❑ Customer Trouble Report Rate – Resale POTS
- ❑ Customer Trouble Report Rate – Resale Design
- ❑ Customer Trouble Report Rate - UNE Loop and Port Combos
- ❑ Customer Trouble Report Rate - UNE Loops
- ❑ Percent Missed Repair Appointments – Resale POTS
- ❑ Percent Missed Repair Appointments - Resale Design
- ❑ Percent Missed Repair Appointments - UNE Loop and Port Combos
- ❑ Percent Missed Repair Appointments - UNE Loops
- ❑ Maintenance Average Duration – Resale POTS
- ❑ Maintenance Average Duration – Resale Design
- ❑ Maintenance Average Duration - UNE Loop and Port Combos
- ❑ Maintenance Average Duration - UNE Loops
- ❑ Maintenance Average Duration – IC Trunks
- ❑ Percent Repeat Troubles within 30 Days – Resale POTS
- ❑ Percent Repeat Troubles within 30 Days – Resale Design
- ❑ Percent Repeat Troubles within 30 Days - UNE Loop and Port Combos
- ❑ Percent Repeat Troubles within 30 Days - UNE Loops
- ❑ Billing Timeliness
- ❑ Billing Accuracy
- ❑ Usage Data Delivery Timeliness
- ❑ Usage Data Delivery Accuracy
- ❑ Percent Trunk Blockage
- ❑ LNP Disconnect Timeliness
- ❑ LNP Percent Missed Installation Appointment
- ❑ Coordinated Customer Conversions for UNE Loops
- ❑ Coordinated Customer Conversions for LNP
- ❑ Percent Missed Collocation Due Dates

### **VSEEMIII TIER-3 SUBMETRICS**

- ❑ Percent Missed Installation Appointments – Resale POTS
- ❑ Percent Missed Installation Appointments – Resale Design
- ❑ Percent Missed Installation Appointments – UNE Loop and Port Combos
- ❑ Percent Missed Installation Appointments – UNE Loops
- ❑ Percent Missed Repair Appointments – Resale POTS
- ❑ Percent Missed Repair Appointments - Resale Design
- ❑ Percent Missed Repair Appointments - UNE Loop and Port Combos
- ❑ Percent Missed Repair Appointments - UNE Loops
- ❑ Billing Timeliness
- ❑ Billing Accuracy
- ❑ Percent Trunk Blockage
- ❑ Percent Missed Collocation Due Dates

<b>VSEEM III</b>	<b>MEASURES AND SUB-METRICS</b>	<b><u>RETAIL ANALOGUE</u></b> Resale (x) and UNEs	<b><u>BENCH MARK</u></b>
<b>Pre-Ordering</b>	Percent Response Received within "X" seconds	Retail Analogue + 4 sec	
	OSS Interface Availability	x	
<b>Ordering</b>	Percent Flow-Through Service Request (Fully Mechanized only)		90%
	Firm Order Confirmation Timeliness (Mechanized only)		95% ≤ hrs
	Reject Interval (Mechanized only)		95% ≤ hrs
<b>Provisioning</b>	Order Completion Interval (Dispatch only) – Resale POTS	x	
	Order Completion Interval (Dispatch only) – Resale Design	x	
	Order Completion Interval (No Dispatch only) – UNE Loop & Port Combos	Retail Residence and Business	
	Order Completion Interval (Dispatch only) – UNE Loops	Design: Retail Design Dispatch 'w' Orders Non-Design: Retail Res, Bus Dispatch 'w' Orders	
	Order Completion Interval (Dispatch only) – IC Trunks	x	
	Percent Missed Installation Appointments – Resale POTS	x	
	Percent Missed Installation Appointments – Resale Design	x	
	Percent Missed Installation Appointments – UNE Loop and Port Combos	Retail Residence and Business	
	Percent Missed Installation Appointments – UNE Loops	Design: Retail Design <sup>1</sup> Non-Design: Retail Res, Bus <sup>1</sup>	
	Percent Provisioning Troubles within 4 Days - Resale POTS	x	
	Percent Provisioning Troubles within 4 Days - Resale Design	x	
	Percent Provisioning Troubles within 4 Days - UNE Loop and Port Combos	Retail Residence and Business	
	Percent Provisioning Troubles within 4 Days - UNE Loops	Design: Retail Design <sup>1</sup> Non-Design: Retail Res, Bus <sup>1</sup>	
<b>Maintenance</b>	Customer Trouble Report Rate – Resale POTS	x	
	Customer Trouble Report Rate – Resale Design	x	
	Customer Trouble Report Rate - UNE Loop and Port Combos	Retail Residence and Business	
	Customer Trouble Report Rate - UNE Loops	Design: Retail Design <sup>1</sup> Non-Design: Retail Res, Bus <sup>1</sup>	
	Percent Missed Repair Appointments – Resale POTS	x	
	Percent Missed Repair Appointments - Resale Design	x	
	Percent Missed Repair Appointments - UNE Loop and Port Combos	Retail Residence and Business	
	Percent Missed Repair Appointments - UNE Loops	Design: Retail Design <sup>1</sup> Non-Design: Retail Res, Bus <sup>1</sup>	

NOTES: <sup>1</sup> The retail analog for UNE Non-Design is the average of all retail residence and retail business transactions for the particular month.

The retail

analog for UNE Design is calculated similarly using retail residence, business and design results.

<sup>2</sup> UD = Under Development

Maintenance Continued	Maintenance Average Duration – Resale POTS	x	
	Maintenance Average Duration – Resale Design	x	
	Maintenance Average Duration - UNE Loop and Port Combos	Retail Residence and Business	
	Maintenance Average Duration - UNE Loops	Design: Retail Design <sup>1</sup> Non-Design: Retail Res, Bus <sup>1</sup>	
	Maintenance Average Duration – IC Trunks	x	
	Percent Repeat Troubles within 30 Days – Resale POTS	x	
	Percent Repeat Troubles within 30 Days – Resale Design	x	
	Percent Repeat Troubles within 30 Days - UNE Loop and Port Combos	Retail Residence and Business	
	Percent Repeat Troubles within 30 Days - UNE Loops	Design: Retail Design <sup>1</sup> Non-Design: Retail Res, Bus <sup>1</sup>	
Billing	Invoice Accuracy	x	
	Mean Time To Deliver Invoices	x	
	Usage Data Delivery Accuracy	x	
	Usage Data Delivery Timeliness	x	
Trunk Blockage	Trunk Group Service Report (Percent Trunk Blockage)	x	
LNP	Average Disconnect Timeliness Interval		UD <sup>2</sup>
	Percent Missed Installation Appointments		UD <sup>2</sup>
CC	Coordinated Customer Conversions – UNE Loop		95% ≤ 15min
Conversions	Coordinated Customer Conversions – LNP		95% ≤ 15 min
Collocation	% of Due Dates Missed		≤ 10%

NOTES: <sup>1</sup> The retail analog for UNE Non-Design is the average of all retail residence and retail business transactions for the particular month.

The retail

analog for UNE Design is calculated similarly using retail residence, business and design results.

<sup>2</sup> UD = Under Development



# EXHIBIT C

## Statistical Methods for BellSouth Performance Measure Analysis

### I. Necessary Properties for a Test Methodology

The statistical process for testing if competing local exchange carriers (CLECs) customers are being treated equally with BellSouth (BST) customers involves more than just a mathematical formula. Three key elements need to be considered before an appropriate decision process can be developed. These are

- the type of data,
- the type of comparison, and
- the type of performance measure.

Once these elements are determined a test methodology should be developed that complies with the following properties.

- Like-to-Like Comparisons. When possible, data should be compared at appropriate levels, e.g. wire center, time of month, dispatched, residential, new orders. The testing process should:
  - Identify variables that may affect the performance measure.
  - Record these important confounding covariates.
  - Adjust for the observed covariates in order to remove potential biases and to make the CLEC and the ILEC units as comparable as possible.
- Aggregate Level Test Statistic. Each performance measure of interest should be summarized by one overall test statistic giving the decision maker a rule that determines whether a statistically significant difference exists. The test statistic should have the following properties.
  - The method should provide a single overall index, on a standard scale.
  - If entries in comparison cells are exactly proportional over a covariate, the aggregated index should be very nearly the same as if comparisons on the covariate had not been done.
  - The contribution of each comparison cell should depend on the number of observations in the cell.
  - Cancellation between comparison cells should be limited.
  - The index should be a continuous function of the observations.
- Production Mode Process. The decision system must be developed so that it does not require intermediate manual intervention, i.e. the process must be a “black box.”
  - Calculations are well defined for possible eventualities.
  - The decision process is an algorithm that needs no manual intervention.
  - Results should be arrived at in a timely manner.
  - The system must recognize that resources are needed for other performance measure-related processes that also must be run in a timely manner.
  - The system should be auditable, and adjustable over time.
- Balancing. The testing methodology should balance Type I and Type II Error probabilities.
  - $P(\text{Type I Error}) = P(\text{Type II Error})$  for well defined null and alternative hypotheses.
  - The formula for a test's balancing critical value should be simple enough to calculate using standard mathematical functions, i.e. one should avoid methods that require computationally intensive techniques.

- Little to no information beyond the null hypothesis, the alternative hypothesis, and the number of observations should be required for calculating the balancing critical value.

In the following sections we describe appropriate testing processes that adhere as much as possible to the testing principles.

### Measurement Types

The performance measures that will undergo testing are of three types:

- 1) means
- 2) proportions, and
- 3) rates

While all three have similar characteristics (a proportion is the average of a measure that takes on only the values of 0 or 1), a proportion or rate is derived from count data while a mean is generally an average of interval measurements.

## **II. Testing Methodology – The Truncated Z**

Many covariates are chosen in order to provide deep comparison levels. In each comparison cell, a Z statistic is calculated. The form of the Z statistic may vary depending on the performance measure, but it should be distributed approximately as a standard normal, with mean zero and variance equal to one. Assuming that the test statistic is derived so that it is negative when the performance for the CLEC is worse than for the ILEC, a positive truncation is done – i.e. if the result is negative it is left alone, if the result is positive it is changed to zero. A weighted average of the truncated statistics is calculated where a cell weight depends on the volume of BST and CLEC orders in the cell. The weighted average is re-centered by the theoretical mean of a truncated distribution, and this is divided by the standard error of the weighted average. The standard error is computed assuming a fixed effects model.

### *Proportion Measures*

For performance measures that are calculated as a proportion, in each adjustment cell, the truncated Z and the moments for the truncated Z can be calculated in a direct manner. In adjustment cells where proportions are not close to zero or one, and where the sample sizes are reasonably large, a normal approximation can be used. In this case, the moments for the truncated Z come directly from properties of the standard normal distribution. If the normal approximation is not appropriate, then the Z statistic is calculated from the hypergeometric distribution. In this case, the moments of the truncated Z are calculated exactly using the hypergeometric probabilities.

### *Rate Measures*

The truncated Z methodology for rate measures has the same general structure for calculating the Z in each cell as proportion measures. For a rate measure, there are a fixed number of circuits or units for the CLEC,  $n_{2j}$  and a fixed number of units for BST,  $n_{1j}$ . Suppose that the performance measure is a “trouble rate.” The modeling assumption is that the occurrence of a trouble is independent between units and the number of troubles in n circuits follows a Poisson distribution with mean  $\lambda n$  where  $\lambda$  is the probability of a trouble in 1 circuit and n is the number of circuits.

In an adjustment cell, if the number of CLEC troubles is greater than 15 and the number of BST troubles is greater than 15, then the Z test is calculated using the normal approximation to the Poisson. In this case, the moments of the truncated Z come directly from properties of the standard normal distribution. Otherwise, if there are very few troubles, the number of CLEC troubles can be modeled using a binomial distribution with n equal to the total number of troubles (CLEC plus BST troubles.) In this case, the moments for the truncated Z are calculated explicitly using the binomial distribution.

*Mean Measures*

For mean measures, an adjusted t statistic is calculated for each like-to-like cell which has at least 7 BST and 7 CLEC transactions. A permutation test is used when one or both of the BST and CLEC sample sizes is less than 6. Both the adjusted t statistic and the permutation calculation are described in the technical appendix.

# **APPENDIX TECHNICAL DESCRIPTION**

We start by assuming that any necessary trimming of the data is complete, and that the data are disaggregated so that comparisons are made within appropriate classes or adjustment cells that define “like” observations.

## **NOTATION AND EXACT TESTING DISTRIBUTIONS**

Below, we have detailed the basic notation for the construction of the truncated z statistic. In what follows the word “cell” should be taken to mean a like-to-like comparison cell that has both one (or more) ILEC observation and one (or more) CLEC observation.

- $L$  = the total number of occupied cells
- $j$  =  $1, \dots, L$ ; an index for the cells
- $n_{1j}$  = the number of ILEC transactions in cell  $j$
- $n_{2j}$  = the number of CLEC transactions in cell  $j$
- $n_j$  = the total number transactions in cell  $j$ ;  $n_{1j} + n_{2j}$
- $X_{1jk}$  = individual ILEC transactions in cell  $j$ ;  $k = 1, \dots, n_{1j}$
- $X_{2jk}$  = individual CLEC transactions in cell  $j$ ;  $k = 1, \dots, n_{2j}$
- $Y_{jk}$  = individual transaction (both ILEC and CLEC) in cell  $j$
- $$= \begin{cases} X_{1jk} & k = 1, \dots, n_{1j} \\ X_{2jk} & k = n_{1j} + 1, \dots, n_j \end{cases}$$
- $\Phi^{-1}(\cdot)$  = the inverse of the cumulative standard normal distribution function

For Mean Performance Measures the following additional notation is needed.

- $\bar{X}_{1j}$  = the ILEC sample mean of cell  $j$
- $\bar{X}_{2j}$  = the CLEC sample mean of cell  $j$
- $S_{1j}^2$  = the ILEC sample variance in cell  $j$
- $S_{2j}^2$  = the CLEC sample variance in cell  $j$
- $y_{jk}$  = a random sample of size  $n_{2j}$  from the set of  $Y_{j1}, \dots, Y_{jn_j}$ ;  $k = 1, \dots, n_{2j}$
- $M_j$  = the total number of distinct pairs of samples of size  $n_{1j}$  and  $n_{2j}$ ;
- $$= \binom{n_j}{n_{1j}}$$

The exact parity test is the permutation test based on the "modified Z" statistic. For large samples, we can avoid permutation calculations since this statistic will be normal (or Student's t) to a good approximation. For small samples, where we cannot avoid permutation calculations, we have found that the difference between "modified Z" and the textbook "pooled Z" is negligible. We therefore propose to use the permutation test based on pooled Z for small samples. This decision speeds up the permutation computations considerably, because for each permutation we need only compute the sum of the CLEC sample values, and not the pooled statistic itself.

A permutation probability mass function distribution for cell  $j$ , based on the “pooled Z” can be written as

$$PM(t) = P(\sum_k y_{jk} = t) = \frac{\text{the number of samples that sum to } t}{M_j},$$

and the corresponding cumulative permutation distribution is

$$CPM(t) = P(\sum_k y_{jk} \leq t) = \frac{\text{the number of samples with sum } \leq t}{M_j}.$$

For Proportion Performance Measures the following notation is defined

- $a_{1j}$  = the number of ILEC cases possessing an attribute of interest in cell j
- $a_{2j}$  = the number of CLEC cases possessing an attribute of interest in cell j
- $a_j$  = the number of cases possessing an attribute of interest in cell j;  $a_{1j} + a_{2j}$

The exact distribution for a parity test is the hypergeometric distribution. The hypergeometric probability mass function distribution for cell j is

$$HG(h) = P(H = h) = \begin{cases} \frac{\binom{n_{1j}}{h} \binom{n_{2j}}{a_j - h}}{\binom{n_j}{a_j}}, & \max(0, a_j - n_{2j}) \leq h \leq \min(a_j, n_{1j}) \\ 0 & \text{otherwise} \end{cases},$$

and the cumulative hypergeometric distribution is

$$CHG(x) = P(H \leq x) = \begin{cases} 0 & x < \max(0, a_j - n_{1j}) \\ \sum_{h=\max(0, a_j - n_{1j})}^x HG(h), & \max(0, a_j - n_{1j}) \leq x \leq \min(a_j, n_{2j}) \\ 1 & x > \min(a_j, n_{2j}) \end{cases}.$$

For Rate Measures, the notation needed is defined as

- $b_{1j}$  = the number of ILEC base elements in cell j
- $b_{2j}$  = the number of CLEC base elements in cell j
- $b_j$  = the total number of base elements in cell j;  $b_{1j} + b_{2j}$
- $\hat{r}_{1j}$  = the ILEC sample rate of cell j;  $n_{1j}/b_{1j}$
- $\hat{r}_{2j}$  = the CLEC sample rate of cell j;  $n_{2j}/b_{2j}$
- $q_j$  = the relative proportion of CLEC elements for cell j;  $b_{2j}/b_j$

The exact distribution for a parity test is the binomial distribution. The binomial probability mass function distribution for cell j is

$$BN(k) = P(B = k) = \begin{cases} \binom{n_j}{k} q_j^k (1 - q_j)^{n_j - k}, & 0 \leq k \leq n_j \\ 0 & \text{otherwise} \end{cases}$$

and the cumulative binomial distribution is

$$CBN(x) = P(B \leq x) = \begin{cases} 0 & x < 0 \\ \sum_{k=0}^x BN(k), & 0 \leq x \leq n_j \\ 1 & x > n_j \end{cases}$$

### **CALCULATING THE TRUNCATED Z**

The general methodology for calculating an aggregate level test statistic is outlined below.

1. **Calculate cell weights,  $W_j$ .** A weight based on the number of transactions is used so that a cell which has a larger number of transactions has a larger weight. The actual weight formulae will depend on the type of measure.

*Mean Measure*

$$W_j = \sqrt{\frac{n_{1j}n_{2j}}{n_j}}$$

*Proportion Measure*

$$W_j = \sqrt{\frac{n_{2j}n_{1j}}{n_j} \cdot \frac{a_j}{n_j} \cdot \left(1 - \frac{a_j}{n_j}\right)}$$

*Rate Measure*

$$W_j = \sqrt{\frac{b_{1j}b_{2j}}{b_j} \cdot \frac{n_j}{b_j}}$$

2. **In each cell, calculate a Z value,  $Z_j$ .** A Z statistic with mean 0 and variance 1 is needed for each cell.

- If  $W_j = 0$ , set  $Z_j = 0$ .
- Otherwise, the actual Z statistic calculation depends on the type of performance measure.

*Mean Measure*

$$Z_j = \Phi^{-1}(\alpha)$$

where  $\alpha$  is determined by the following algorithm.

If  $\min(n_{1j}, n_{2j}) > 6$ , then determine  $\alpha$  as

$$\alpha = P(t_{n_{1j}-1} \leq T_j),$$



that is,  $\alpha$  is the probability that a t random variable with  $n_{1j} - 1$  degrees of freedom, is less than

$$T_j = t_j + \frac{g}{6} \left( \frac{n_{1j} + 2n_{2j}}{\sqrt{n_{1j} n_{2j} (n_{1j} + n_{2j})}} \right) \left( t^2 + \frac{n_{2j} - n_{1j}}{2n_{1j} + n_{2j}} \right),$$

where

$$t_j = \frac{\bar{X}_{1j} - \bar{X}_{2j}}{s_{1j} \sqrt{\frac{1}{n_{1j}} + \frac{1}{n_{2j}}}}$$

and the coefficient  $g$  is an estimate of the skewness of the parent population, which we assume is the same in all cells. It can be estimated from the ILEC values in the largest cells. This needs to be done only once for each measure. We have found that attempting to estimate this skewness parameter for each cell separately leads to excessive variability in the "adjusted"  $t$ . We therefore use a single compromise value in all cells.

Note, that  $t_j$  is the "modified Z" statistic. The statistic  $T_j$  is a "modified Z" corrected for the skewness of the ILEC data.

If  $\min(n_{1j}, n_{2j}) \leq 6$ , and

a)  $M_j \leq 1,000$  (the total number of distinct pairs of samples of size  $n_{1j}$  and  $n_{2j}$  is 1,000 or less).

- Calculate the sample sum for all possible samples of size  $n_{2j}$ .
- Rank the sample sums from smallest to largest. Ties are dealt by using average ranks.
- Let  $R_0$  be the rank of the observed sample sum with respect all the sample sums.

$$\alpha = 1 - \frac{R_0 - 0.5}{M_j}$$

b)  $M_j > 1,000$

- Draw a random sample of 1,000 sample sums from the permutation distribution.
- Add the observed sample sum to the list. There is a total of 1001 sample sums. Rank the sample sums from smallest to largest. Ties are dealt by using average ranks.
- Let  $R_0$  be the rank of the observed sample sum with respect all the sample sums.

$$\alpha = 1 - \frac{R_0 - 0.5}{1001}.$$

### Proportion Measure

$$Z_j = \frac{n_j a_{1j} - n_{1j} a_j}{\sqrt{\frac{n_{1j} n_{2j} a_j (n_j - a_j)}{n_j - 1}}}.$$

*Rate Measure*

$$Z_j = \frac{n_{1j} - n_j q_j}{\sqrt{n_j q_j (1 - q_j)}}.$$

3. **Obtain a truncated Z value for each cell,  $Z_j^*$ .** To limit the amount of cancellation that takes place between cell results during aggregation, cells whose results suggest possible favoritism are left alone. Otherwise the cell statistic is set to zero. This means that positive equivalent Z values are set to 0, and negative values are left alone. Mathematically, this is written as

$$Z_j^* = \min(0, Z_j).$$

4. **Calculate the theoretical mean and variance of the truncated statistic under the null hypothesis of parity,  $E(Z_j^* | H_0)$  and  $\text{Var}(Z_j^* | H_0)$ .** In order to compensate for the truncation in step 3, an aggregated, weighted sum of the  $Z_j^*$  will need to be centered and scaled properly so that the final aggregate statistic follows a standard normal distribution.

- If  $W_j = 0$ , then no evidence of favoritism is contained in the cell. The formulae for calculating  $E(Z_j^* | H_0)$  and  $\text{Var}(Z_j^* | H_0)$  cannot be used. Set both equal to 0.
- If  $\min(n_{1j}, n_{2j}) > 6$  for a mean measure,  $\min\left\{a_{1j}\left(1 - \frac{a_{1j}}{n_{1j}}\right), a_{2j}\left(1 - \frac{a_{2j}}{n_{2j}}\right)\right\} > 9$  for a proportion measure, or  $\min(n_{1j}, n_{2j}) > 15$  and  $n_j q_j (1 - q_j) > 9$  for a rate measure then

$$E(Z_j^* | H_0) = -\frac{1}{\sqrt{2\pi}}, \text{ and}$$

$$\text{Var}(Z_j^* | H_0) = \frac{1}{2} - \frac{1}{2\pi}.$$

- Otherwise, determine the total number of values for  $Z_j^*$ . Let  $z_{ji}$  and  $\theta_{ji}$ , denote the values of  $Z_j^*$  and the probabilities of observing each value, respectively.

$$E(Z_j^* | H_0) = \sum_i \theta_{ji} z_{ji}, \text{ and}$$

$$\text{Var}(Z_j^* | H_0) = \sum_i \theta_{ji} z_{ji}^2 - [E(Z_j^* | H_0)]^2.$$

The actual values of the z's and  $\theta$ 's depends on the type of measure, and the sums in the equations are over all possible values of the index i.

*Mean Measure*

$$N_j = \min(M_j, 1,000), \quad i = 1, \dots, N_j$$

$$z_{ji} = \min \left\{ 0, 1 - \Phi^{-1} \left( \frac{R_i - 0.5}{N_j} \right) \right\} \quad \text{where } R_i \text{ is the rank of sample sum } i$$

$$\theta_j = \frac{1}{N_j}$$

*Proportion Measure*

$$z_{ji} = \min \left\{ 0, \frac{n_j i - n_{1j} a_j}{\sqrt{\frac{n_{1j} n_{2j} a_j (n_j - a_j)}{n_j - 1}}} \right\}, \quad i = \min(a_j, n_{2j}), \dots, \max(0, a_j - n_{1j})$$

$$\theta_{ji} = \text{HG}(i)$$

*Rate Measure*

$$z_{ji} = \min \left\{ 0, \frac{i - n_j q_j}{\sqrt{n_j q_j (1 - q_j)}} \right\}, \quad i = 0, \dots, n_j$$

$$\theta_{ji} = \text{BN}(i)$$

5. Calculate the aggregate test statistic,  $Z^T$ .

$$Z^T = \frac{\sum_j W_j Z_j^* - \sum_j W_j E(Z_j^* | H_0)}{\sqrt{\sum_j W_j^2 \text{Var}(Z_j^* | H_0)}}$$

**The Balancing Critical Value**

There are four key elements of the statistical testing process:

1. the null hypothesis,  $H_0$ , that parity exists between ILEC and CLEC services
2. the alternative hypothesis,  $H_a$ , that the ILEC is giving better service to its own customers
3. the Truncated Z test statistic,  $Z^T$ , and
4. a critical value,  $c$

The decision rule<sup>1</sup> is

- If  $Z^T < c$  then accept  $H_a$ .
- If  $Z^T \geq c$  then accept  $H_0$ .

There are two types of error possible when using such a decision rule:

---

<sup>1</sup> This decision rule assumes that a negative test statistic indicates poor service for the CLEC customer. If the opposite is true, then reverse the decision rule.

**Type I Error:** Deciding favoritism exists when there is, in fact, no favoritism.  
**Type II Error:** Deciding parity exists when there is, in fact, favoritism.

The probabilities of each type of each are:

**Type I Error:**  $\alpha = P(Z^T < c \mid H_0)$ .  
**Type II Error:**  $\beta = P(Z^T \geq c \mid H_a)$ .

We want a balancing critical value,  $c_B$ , so that  $\alpha = \beta$ .

It can be shown that.

$$c_B = \frac{\sum_j W_j M(m_j, se_j) - \sum_j W_j \frac{-1}{\sqrt{2\pi}}}{\sqrt{\sum_j W_j^2 V(m_j, se_j) + \sum_j W_j^2 \left( \frac{1}{2} - \frac{1}{2\pi} \right)}}$$

where

$$M(\mu, \sigma) = \mu \Phi\left(\frac{-\mu}{\sigma}\right) - \sigma \phi\left(\frac{-\mu}{\sigma}\right)$$

$$V(\mu, \sigma) = (\mu^2 + \sigma^2) \Phi\left(\frac{-\mu}{\sigma}\right) - \mu \sigma \phi\left(\frac{-\mu}{\sigma}\right) - M(\mu, \sigma)^2$$

$\Phi(\cdot)$  is the cumulative standard normal distribution function, and  $\phi(\cdot)$  is the standard normal density function.

This formula assumes that  $Z_j$  is approximately normally distributed within cell  $j$ . When the cell sample sizes,  $n_{1j}$  and  $n_{2j}$ , are small this may not be true. It is possible to determine the cell mean and variance under the null hypothesis when the cell sample sizes are small. It is much more difficult to determine these values under the alternative hypothesis. Since the cell weight,  $W_j$  will also be small (see calculate weights section above) for a cell with small volume, the cell mean and variance will not contribute much to the weighted sum. Therefore, the above formula provides a reasonable approximation to the balancing critical value.

The values of  $m_j$  and  $se_j$  will depend on the type of performance measure.

#### *Mean Measure*

For mean measures, one is concerned with two parameters in each cell, namely, the mean and variance. A possible lack of parity may be due to a difference in cell means, and/or a difference in cell variances. One possible set of hypotheses that capture this notion, and take into account the assumption that transaction are identically distributed within cells is:

$$H_0: \mu_{1j} = \mu_{2j}, \sigma_{1j}^2 = \sigma_{2j}^2$$

$$H_a: \mu_{2j} = \mu_{1j} + \delta_j \cdot \sigma_{1j}, \sigma_{2j}^2 = \lambda_j \cdot \sigma_{1j}^2 \quad \delta_j > 0, \lambda_j \geq 1 \text{ and } j = 1, \dots, L.$$

Under this form of alternative hypothesis, the cell test statistic  $Z_j$  has mean and standard error given by

$$m_j = \frac{-\delta_j}{\sqrt{\frac{1}{n_{1j}} + \frac{1}{n_{2j}}}}, \text{ and}$$

$$se_j = \sqrt{\frac{\lambda_j n_{1j} + n_{2j}}{n_{1j} + n_{2j}}}$$

### Proportion Measure

For a proportion measure there is only one parameter of interest in each cell, the proportion of transaction possessing an attribute of interest. A possible lack of parity may be due to a difference in cell proportions. A set of hypotheses that take into account the assumption that transaction are identically distributed within cells while allowing for an analytically tractable solution is:

$$H_0: \frac{p_{2j}(1-p_{1j})}{(1-p_{2j})p_{1j}} = 1$$

$$H_a: \frac{p_{2j}(1-p_{1j})}{(1-p_{2j})p_{1j}} = \psi_j \quad \psi_j > 1 \text{ and } j = 1, \dots, L.$$

These hypotheses are based on the “odds ratio.” If the transaction attribute of interest is a missed trouble repair, then an interpretation of the alternative hypothesis is that a CLEC trouble repair appointment is  $\psi_j$  times more likely to be missed than an ILEC trouble.

Under this form of alternative hypothesis, the within cell asymptotic mean and variance of  $a_{1j}$  are given by<sup>2</sup>

$$E(a_{1j}) = n_j \pi_j^{(1)}$$

$$\text{var}(a_{1j}) = \frac{n_j}{\frac{1}{\pi_j^{(1)}} + \frac{1}{\pi_j^{(2)}} + \frac{1}{\pi_j^{(3)}} + \frac{1}{\pi_j^{(4)}}}$$

where

---

<sup>2</sup> Stevens, W. L. (1951) Mean and Variance of an entry in a Contingency Table. *Biometrika*, **38**, 468-470.

$$\begin{aligned}
\pi_j^{(1)} &= f_j^{(1)} \left( n_j^2 + f_j^{(2)} + f_j^{(3)} - f_j^{(4)} \right) \\
\pi_j^{(2)} &= f_j^{(1)} \left( -n_j^2 - f_j^{(2)} + f_j^{(3)} + f_j^{(4)} \right) \\
\pi_j^{(3)} &= f_j^{(1)} \left( -n_j^2 + f_j^{(2)} - f_j^{(3)} + f_j^{(4)} \right) \\
\pi_j^{(4)} &= f_j^{(1)} \left( n_j^2 \left( \frac{2}{\psi_j} - 1 \right) - f_j^{(2)} - f_j^{(3)} - f_j^{(4)} \right) \\
f_j^{(1)} &= \frac{1}{2n_j^2 \left( \frac{1}{\psi_j} - 1 \right)} \\
f_j^{(2)} &= n_j n_{1j} \left( \frac{1}{\psi_j} - 1 \right) \\
f_j^{(3)} &= n_j a_j \left( \frac{1}{\psi_j} - 1 \right) \\
f_j^{(4)} &= \sqrt{n_j^2 \left[ 4n_{1j} (n_j - a_j) \left( \frac{1}{\psi_j} - 1 \right) + \left( n_j + (a_j - n_{1j}) \left( \frac{1}{\psi_j} - 1 \right) \right)^2 \right]}
\end{aligned}$$

Recall that the cell test statistic is given by

$$Z_j = \frac{n_j a_{1j} - n_{1j} a_j}{\sqrt{\frac{n_{1j} n_{2j} a_j (n_j - a_j)}{n_j - 1}}}.$$

Using the equations above, we see that  $Z_j$  has mean and standard error given by

$$\begin{aligned}
m_j &= \frac{n_j^2 \pi_j^{(1)} - n_{1j} a_j}{\sqrt{\frac{n_{1j} n_{2j} a_j (n_j - a_j)}{n_j - 1}}}, \text{ and} \\
se_j &= \sqrt{\frac{n_j^3 (n_j - 1)}{n_{1j} n_{2j} a_j (n_j - a_j) \left( \frac{1}{\pi_j^{(1)}} + \frac{1}{\pi_j^{(2)}} + \frac{1}{\pi_j^{(3)}} + \frac{1}{\pi_j^{(4)}} \right)}}.
\end{aligned}$$

### Rate Measure

A rate measure also has only one parameter of interest in each cell, the rate at which a phenomenon is observed relative to a base unit, e.g. the number of troubles per available line. A possible lack of parity may be due to a difference in cell rates. A set of hypotheses that take into account the assumption that transaction are identically distributed within cells is:

$$H_0: r_{1j} = r_{2j}$$

$$H_a: r_{2j} = \epsilon_j r_{1j} \quad \epsilon_j > 1 \text{ and } j = 1, \dots, L.$$

Given the total number of ILEC and CLEC transactions in a cell,  $n_j$ , and the number of base elements,  $b_{1j}$  and  $b_{2j}$ , the number of ILEC transaction,  $n_{1j}$ , has a binomial distribution from  $n_j$  trials and a probability of

$$q_j^* = \frac{r_{1j}b_{1j}}{r_{1j}b_{1j} + r_{2j}b_{2j}}.$$

Therefore, the mean and variance of  $n_{1j}$ , are given by

$$\begin{aligned} E(n_{1j}) &= n_j q_j^* \\ \text{var}(n_{1j}) &= n_j q_j^* (1 - q_j^*) \end{aligned}$$

Under the null hypothesis

$$q_j^* = q_j = \frac{b_{1j}}{b_j},$$

but under the alternative hypothesis

$$q_j^* = q_j^a = \frac{b_{1j}}{b_{1j} + \epsilon_j b_{2j}}.$$

Recall that the cell test statistic is given by

$$Z_j = \frac{n_{1j} - n_j q_j}{\sqrt{n_j q_j (1 - q_j)}}.$$

Using the relationships above, we see that  $Z_j$  has mean and standard error given by

$$\begin{aligned} m_j &= \frac{n_j (q_j^a - q_j)}{\sqrt{n_j q_j (1 - q_j)}} = (1 - \epsilon_j) \sqrt{\frac{n_j b_{1j} b_{2j}}{b_{1j} + \epsilon_j b_{2j}}}, \text{ and} \\ \text{se}_j &= \sqrt{\frac{q_j^a (1 - q_j^a)}{q_j (1 - q_j)}} = \sqrt{\epsilon_j} \frac{b_j}{b_{1j} + \epsilon_j b_{2j}}. \end{aligned}$$

### Determining the Parameters of the Alternative Hypothesis

In this appendix we have indexed the alternative hypothesis of mean measures by two sets of parameters,  $\lambda_j$  and  $\delta_j$ . Proportion and rate measures have been indexed by one set of parameters each,  $\psi_j$  and  $\epsilon_j$  respectively. While statistical science can be used to evaluate the impact of different choices of these parameters, there is not much that an appeal to statistical principles can offer in directing specific choices. Specific choices are best left to telephony experts. Still, it is possible to comment on some aspects of these choices:

- Parameter Choices for  $\lambda_j$ . The set of parameters  $\lambda_j$  index alternatives to the null hypothesis that arise because there might be greater unpredictability or variability in the delivery of service to a CLEC customer over that which would be achieved for an otherwise comparable ILEC customer. While concerns about differences in the variability of service are important, it turns out that the truncated Z testing which is being recommended here is relatively insensitive to all but very large values of the  $\lambda_j$ . Put another way, reasonable differences in the values chosen here could make very little difference in the balancing points chosen.

- Parameter Choices for  $\delta_j$ . The set of parameters  $\delta_j$  are much more important in the choice of the balancing point than was true for the  $\lambda_j$ . The reason for this is that they directly index differences in average service. The truncated Z test is very sensitive to any such differences; hence, even small disagreements among experts in the choice of the  $\delta_j$  could be very important. Sample size matters here too. For example, setting all the  $\delta_j$  to a single value –  $\delta_j = \delta$  – might be fine for tests across individual CLECs where currently in Louisiana the CLEC customer bases are not too different. Using the same value of  $\delta$  for the overall state testing does not seem sensible, however, since the state sample would be so much larger.
- Parameter Choices for  $\psi_j$  or  $\epsilon_j$ . The set of parameters  $\psi_j$  or  $\epsilon_j$  are also important in the choice of the balancing point for tests of their respective measures. The reason for this is that they directly index increases in the proportion or rate of service performance. The truncated Z test is sensitive to such increases; but not as sensitive as the case of  $\delta_j$  for mean measures. Sample size matters here as well. As with mean measures, using the same value of  $\psi$  or  $\epsilon$  for the overall state testing does not seem sensible since the state sample would be so much larger.

The bottom line here is that beyond a few general considerations, like those given above, a principled approach to the choice of the alternative hypotheses to guard against, must come from elsewhere.

## **DECISION PROCESS**

Once  $Z^T$  has been calculated, it is compared to the balancing critical value to determine if the ILEC is favoring its own customers over a CLEC's customers.

This critical value changes as the ILEC and CLEC transaction volume change. One way to make this transparent to the decision maker, is to report the difference between the test statistic and the critical value,  $diff = Z^T - c_B$ . If favoritism is concluded when  $Z^T < c_B$ , then the  $diff < 0$  indicates favoritism.

This make it very easy to determine favoritism: a positive  $diff$  suggests no favoritism, and a negative  $diff$  suggests favoritism.



# EXHIBIT D

BST VSEEM REMEDY PROCEDURE

**TIER-1 CALCULATION FOR RETAIL ANALOGUES:**

1. Calculate the overall test statistic for each CLEC;  $z_{CLEC1}^T$  (See Exhibit C)
2. Calculate the balancing critical value( $C_{B_{CLEC1}}$ ) that is associated with the alternative hypothesis (for fixed parameters  $\delta$ ,  $\psi$  or  $\epsilon$ ). (See Exhibit C)
3. If the overall test statistic is equal to or above the balancing critical value, stop here. Otherwise, go to step 4.
4. Calculate the Parity Gap by subtracting the value of step 2. from that of step 1.;  

$$z_{CLEC1}^T - C_{B_{CLEC1}}$$
5. Calculate the Volume Proportion using a linear distribution with slope of  $\frac{1}{4}$ . This can be accomplished by taking the absolute value of the Parity Gap from step 4. divided by 4;  

$$ABS((z_{CLEC1}^T - C_{B_{CLEC1}}) / 4)$$
. All parity gaps equal or greater to 4 will result in a volume proportion of 100%.
6. Calculate the Affected Volume by multiplying the Volume Proportion from step 5. by the Total CLEC<sub>1</sub> Volume in the negatively affected cell; where the cell value is negative. (See Exhibit C)
7. Calculate the payment to Maxcess by multiplying the result of step 6. by the appropriate dollar amount from the fee schedule.

So, Maxcess payment = Affected Volume<sub>CLEC1</sub> \* \$\$ from Fee Schedule

**Example: Maxcess Missed Installation Appointments (MIA) for Resale POTS**

	$n_I$	$n_C$	$MIA_I$	$MIA_C$	$z_{CLEC1}^T$	$C_B$	<b>Parity Gap</b>	Volume Proportion	Affected Volume
State	50000	600	9%	16%	-1.92	-0.21	<b>1.71</b>	0.4275	
Cell					<u><math>z_{CLEC1}</math></u>				
1		150	0.091	0.112	-1.994				64
2		75	0.176	0.098	0.734				
3		10	0.128	0.333	-2.619				4
4		50	0.158	0.242	-2.878				21
5		15	0.245	0.075	1.345				
6		200	0.156	0.130	0.021				
7		30	0.166	0.233	-0.600				13
8		20	0.106	0.127	-0.065				9
9		40	0.193	0.218	-0.918				17
10		10	0.160	0.235	-0.660				4
									<hr/> 133

where  $n_I$  = ILEC observations and  $n_C$  = Maxcess observations

Payout for Maxcess is (133 units) \* (\$100/unit) = \$13,300

**TIER-2 CALCULATION for RETAIL ANALOGUES:**

1. Tier-2 is triggered by three monthly failures of any VSEEM submetric in the same quarter.
2. Calculate the overall test statistic for the CLEC Aggregate using all transactions from the calendar quarter;  $z_{CLECA}^T$
3. Calculate the balancing critical value( $C_{B_{CLEC1}}$ ) that is associated with the alternative hypothesis (for fixed parameters  $\delta$ ,  $\psi$  or  $\epsilon$ ). (See Exhibit C)
4. If the overall test statistic is equal to or above the balancing critical value for the calendar quarter, stop here. Otherwise, go to step 5.
5. Calculate the Parity Gap by subtracting the value of step 3. from that of step 2.;  
 $z_{CLECA}^T - C_{B_{CLECA}}$
6. Calculate the Volume Proportion using a linear distribution with slope of  $\frac{1}{4}$ . This can be accomplished by dividing the Parity Gap from step 5. by 4;  $ABS((z_{CLECA}^T - C_{B_{CLECA}}) / 4)$ . All parity gaps equal or greater to 4 will result in a volume proportion of 100%.
7. Calculate the Affected Volume by multiplying the Volume Proportion from step 6. by the Total CLECA Volume (CLEC Aggregate) in the negatively affected cell; where the cell value is negative (See Exhibit C).
8. Calculate the payment to State Designated Agency by multiplying the result of step 7. by the appropriate dollar amount from the fee schedule.

So, State Designated Agency payment = Affected Volume<sub>CLECA</sub> \* \$\$ from Fee Schedule

**Example: CLEC-A Missed Installation Appointments (MIA) for Resale POTS**

State Quarter1	$n_I$	$n_C$	$MIA_I$	$MIA_C$	$z_{CLECA}^T$	$C_B$	<b>Parity Gap</b>	Volume Proportion	Affected Volume
	180000	2100	9%	16%	-1.92	-0.21	<b>1.71</b>	0.4275	
Cell					<u><math>z_{CLECA}</math></u>				
1		500	0.091	0.112	-1.994				214
2		300	0.176	0.098	0.734				
3		80	0.128	0.333	-2.619				34
4		205	0.158	0.242	-2.878				88
5		45	0.245	0.075	1.345				
6		605	0.156	0.130	0.021				
7		80	0.166	0.233	-0.600				34
8		40	0.106	0.127	-0.065				17

9	165	0.193	0.218	-0.918
10	80	0.160	0.235	-0.660

71
34
<hr/> 492

where  $n_i$  = ILEC observations and  $n_c$  = CLEC-A observations

Payout for CLEC-A is (492 units) \* (\$300/unit) = \$147,600

### Tier-3

Tier-3 uses the monthly CLEC Aggregate results in a given State. Tier-3 is triggered when five of the twelve Tier-3 sub-metrics experience consecutive failures in a given calendar quarter. The table below displays a situation that would trigger a Tier-3 failure, and one that would not.

Process	Measures	TIER-3 FAILURE X = Miss			NOT A TIER-3 FAILURE X = Miss		
		Jan	Feb	Mar	Jan	Feb	Mar
Percent Missed Installation Appointments	Resale POTS	X	X	X	X		
	Resale Design	X			X	X	X
	UNE Loop & Port Combo		X				
	UNE Loops	X	X	X			
Percent Missed Repair Appointments	Resale POTS	X	X	X	X		X
	Resale Design		X	X		X	
	UNE Loop & Port Combo					X	X
	UNE Loops				X		
Billing	Billing Accuracy	X	X	X			
	Billing Timeliness				X	X	X
Trunk Blockage	Percent Trunk Blockage	X	X	X			
Collocation	Percent Missed Collocation Due Dates						

Tier-3 is effective immediately after quarter results, and can only be lifted when two of the five failed sub-metrics show compliance for two consecutive months in the following quarter.

All tiers standalone, such that triggering Tier-3 will not cease payout of any Tier-1 or Tier-2 failures.

TIER-1 CALCULATION FOR BENCHMARKS:

1. For each CLEC, with five or more observations, calculate monthly performance results for the State.
2. CLECs having observations (sample sizes) between 5 and 30 will use Table I below:

TABLE I SMALL SAMPLE SIZE TABLE  
(95% Confidence)

Sample Size	Equivalent 90% Benchmark	Equivalent 95% Benchmark	Sample Size	Equivalent 90% Benchmark	Equivalent 95% Benchmark
5	60.00%	80.00%	16	75.00%	87.50%
6	66.67%	83.33%	17	76.47%	82.35%
7	71.43%	85.71%	18	77.78%	83.33%
8	75.00%	75.00%	19	78.95%	84.21%
9	66.67%	77.78%	20	80.00%	85.00%
10	70.00%	80.00%	21	76.19%	85.71%
11	72.73%	81.82%	22	77.27%	86.36%
12	75.00%	83.33%	23	78.26%	86.96%
13	76.92%	84.62%	24	79.17%	87.50%
14	78.57%	85.71%	25	80.00%	88.00%
15	73.33%	86.67%	26	80.77%	88.46%
			27	81.48%	88.89%
			28	78.57%	89.29%
			29	79.31%	86.21%
			30	80.00%	86.67%

3. If the percentage (or equivalent percentage for small samples) is equal to or below the benchmark standard, stop here. Otherwise, go to step 4.
4. Determine the Volume Proportion by taking the difference between the benchmark and the actual performance result.
5. Calculate the Affected Volume by multiplying the Volume Proportion from step 4. by the Total CLEC<sub>1</sub> Volume.
6. Calculate the payment to Maxcess by multiplying the result of step 5. by the appropriate dollar amount from the fee schedule.

So, Maxcess payment = Affected Volume<sub>CLEC1</sub> \* \$\$ from Fee Schedule

**Example: Maxcess Missed Installation Appointments (MIA) for UNE Loops**

	$n_c$	Benchmark	$MIA_c$	Volume Proportion	Affected Volume
State	600	9%	12%	.03	18

Payout for Maxcess is (18 units) \* (\$400/unit) = \$7,200

**TIER-1 CALCULATION FOR BENCHMARKS (IN THE FORM OF A TARGET):**

1. For each, with five or more observations, CLEC calculate monthly performance results for the State.
2. CLECs having observations (sample sizes) between 5 and 30 will use Table I above.
3. Calculate the interval distribution based on the same data set used in step 1.
4. If the 'percent within' is equal to or exceeds the benchmark standard, stop here. Otherwise, go to step 5.
5. Determine the Volume Proportion by taking the difference between 100% and the actual performance result.
6. Calculate the Affected Volume by multiplying the Volume Proportion from step 5. by the Total CLEC<sub>1</sub> Volume.
7. Calculate the payment to Maxcess by multiplying the result of step 6. by the appropriate dollar amount from the fee schedule.

So, Maxcess payment = Affected Volume<sub>CLEC1</sub> \* \$\$ from Fee Schedule

**Example: Maxcess Reject Timeliness**

	$n_c$	Benchmark	Reject Timeliness <sub>c</sub>	Volume Proportion	Affected Volume
State	600	95% within 1 hour	93% within 1 hour	.07	42

Payout for Maxcess is (42 units) \* (\$100/unit) = \$4,200

**TIER-2 CALCULATIONS for BENCHMARKS:**

Tier-2 calculations for benchmark measures are the same as the Tier-1 benchmark calculations except the CLEC Aggregate data having failed for three months in a given calendar quarter is being assessed.

# EXHIBIT E

**Table-1**

**LIQUIDATED DAMAGES TABLE FOR TIER-1 MEASURES**

<b>PER AFFECTED ITEM</b>						
	Month 1	Month 2	Month3	Month4	Month 5	Month 6
Ordering	\$40	\$50	\$60	\$70	\$80	\$90
Provisioning	\$100	\$125	\$175	\$250	\$325	\$500
Provisioning UNE (Coordinated Customer Conversions)	\$400	\$450	\$500	\$550	\$650	\$800
Maintenance and Repair	\$100	\$125	\$175	\$250	\$325	\$500
Maintenance and Repair UNE	\$400	\$450	\$500	\$550	\$650	\$800
LNP	\$150	\$250	\$500	\$600	\$700	\$800
IC Trunks	\$100	\$125	\$175	\$250	\$325	\$500
Collocation	\$5,000	\$5,000	\$5,000	\$5,000	\$5,000	\$5,000

**Table-2**

**VOLUNTARY PAYMENTS FOR TIER-2 MEASURES**

	<b>Per Affected Item</b>
OSS	
Pre-Ordering	\$20
Ordering	\$60
Provisioning	\$300
UNE Provisioning (Coordinated Customer Conversions)	\$875
Maintenance and Repair	\$300
UNE Maintenance and Repair	\$875
Billing	\$1.00
LNP	\$500
IC Trunks	\$500
Collocation	\$15,000



**AGREEMENT IMPLEMENTATION TEMPLATE (Residence)**  
**for**  
**Maxcess, Inc.**  
**BellSouth Standard Interconnection Agreement**

<b>Agreement Effective Date:</b>	<b>Agreement Expiration Date:</b>
<b>Account Manager:</b>	<b>Account Manager Tel No:</b>

<b>Attachment Name/Number</b>	<b>Section Number</b>	<b>Version Date</b>	<b>Planned Activities</b>
Terms/Conditions PartA	1	2/29/00	
	2	2/29/00	
	3	2/29/00	
	4	2/29/00	
	5	2/29/00	
	6	2/29/00	
	7	2/29/00	
	8	2/29/00	
	9	2/29/00	
	10	2/29/00	
	11	2/29/00	
	12	2/29/00	
	13	2/29/00	
	14	2/29/00	
	15	2/29/00	
	16	2/29/00	
	17	2/29/00	
	18	2/29/00	
	19	2/29/00	
	20	2/29/00	
	21	2/29/00	
	22	2/29/00	
	23	2/29/00	
	24	2/29/00	
	25	2/29/00	
	26	2/29/00	
Terms/Conditions Part B		2/29/00	
1-Resale	1	2/29/00	

**AGREEMENT IMPLEMENTATION TEMPLATE (Residence)**  
**for**  
**Maxcess, Inc.**  
**BellSouth Standard Interconnection Agreement**

<b>Attachment Name/Number</b>	<b>Section Number</b>	<b>Version Date</b>	<b>Planned Activities</b>
	2	2/29/00	
	3	2/29/00	
	4	2/29/00	
	5	2/29/00	
	6	2/29/00	
	7	2/29/00	
	8	2/29/00	
	9	2/29/00	
	10	2/29/00	
	11	2/29/00	
	12	2/29/00	
	13	2/29/00	
	Exhibit A	2/29/00	
	Exhibit B	2/29/00	
	Exhibit C	2/29/00	
	Exhibit D	2/29/00	
	Exhibit E	2/29/00	
	Exhibit F	2/29/00	
	Exhibit G	2/29/00	
		2/29/00	
2-Network Elements & Other Services	1	2/29/00	
	2	2/29/00	
	3	2/29/00	
	4	2/29/00	
	5	2/29/00	
	6	2/29/00	
	7	2/29/00	
	8	2/29/00	
	9	2/29/00	
	10	2/29/00	

**AGREEMENT IMPLEMENTATION TEMPLATE (Residence)**  
**for**  
**Maxcess, Inc.**  
**BellSouth Standard Interconnection Agreement**

<b>Attachment Name/Number</b>	<b>Section Number</b>	<b>Version Date</b>	<b>Planned Activities</b>
	11	2/29/00	
	12	2/29/00	
	13	2/29/00	
	14	2/29/00	
	15	2/29/00	
	16	2/29/00	
	17	2/29/00	
	Exhibit A	2/29/00	
	Exhibit B	2/29/00	
	Exhibit C	2/29/00	
3-Local Interconnection	1	2/29/00	
	2	2/29/00	
	3	2/29/00	
	4	2/29/00	
	5	2/29/00	
	6	2/29/00	
	7	2/29/00	
	8	2/29/00	
	Exhibit A	2/29/00	
	Exhibit B	2/29/00	
	Exhibit C	2/29/00	
	Exhibit D	2/29/00	
	Exhibit E	2/29/00	
4-Physical Collocation	1	2/29/00	
	2	2/29/00	
	3	2/29/00	
	4	2/29/00	
	5	2/29/00	
	6	2/29/00	
	7	2/29/00	
	8	2/29/00	

**AGREEMENT IMPLEMENTATION TEMPLATE (Residence)**  
**for**  
**Maxcess, Inc.**  
**BellSouth Standard Interconnection Agreement**

<b>Attachment Name/Number</b>	<b>Section Number</b>	<b>Version Date</b>	<b>Planned Activities</b>
	9	2/29/00	
	10	2/29/00	
	11	2/29/00	
	12	2/29/00	
	13	2/29/00	
	14	2/29/00	
	Exhibit A	2/29/00	
	Exhibit B	2/29/00	
5-Access to Numbers & Number Portability	1	2/29/00	
	2	2/29/00	
	3	2/29/00	
	4	2/29/00	
	5	2/29/00	
	6	2/29/00	
	7	2/29/00	
	8	2/29/00	
	Exhibit A	2/29/00	
6-Ordering/Provisioning	1	2/29/00	
	2	2/29/00	
	3	2/29/00	
7-Billing & Billing Accuracy Certification	1	2/29/00	
	2	2/29/00	
	3	2/29/00	
	4	2/29/00	
	5	2/29/00	
	6	2/29/00	
	7	2/29/00	
	Exhibit A	2/29/00	
8-ROW/Conduits/PoleAtt	1	2/29/00	

**AGREEMENT IMPLEMENTATION TEMPLATE (Residence)**  
**for**  
**Maxcess, Inc.**  
**BellSouth Standard Interconnection Agreement**

<b>Attachment Name/Number</b>	<b>Section Number</b>	<b>Version Date</b>	<b>Planned Activities</b>
9-Perf Measurement	Pre-Ordering	2/29/00	
	Ordering	2/29/00	
	Provisioning	2/29/00	
	Maint/Repair	2/29/00	
	Billing	2/29/00	
	Opr Svcs/DA	2/29/00	
	E911	2/29/00	
	Trunk Grp Perf	2/29/00	
	Collocation	2/29/00	
	Appendix A	2/29/00	
	Appendix B	2/29/00	
	Appendix C	2/29/00	
10-Executive Summary		2/29/00	
		2/29/00	
11-Disaster Recovery		2/29/00	
		2/29/00	

**AGREEMENT IMPLEMENTATION TEMPLATE (Business)**  
**for**  
**CLEC-1**  
**BellSouth Standard Interconnection Agreement**

<b>Agreement Effective Date:</b>	<b>Agreement Expiration Date:</b>
<b>Account Manager:</b>	<b>Account Manager Tel No:</b>

<b>Attachment Name</b>	<b>Section No.</b>	<b>Version Date</b>	<b>Planned Activities</b>
Terms/Conditions PartA	1		
	2		
	3		
	4		
	5		
	6		
	7		
	8		
	9		
	10		
	11		
	12		
	13		
	14		
	15		
	16		
	17		
	18		
	19		
	20		
	21		
	22		
	23		
	24		
	25		
	26		
Terms/Conditions Part B			
1-Resale	1		

**AGREEMENT IMPLEMENTATION TEMPLATE (Business)**  
**for**  
**CLEC-1**  
**BellSouth Standard Interconnection Agreement**

<b>Attachment Name</b>	<b>Section No.</b>	<b>Version Date</b>	<b>Planned Activities</b>
	2		
	3		
	4		
	5		
	6		
	7		
	8		
	9		
	10		
	11		
	12		
	13		
	Exhibit A		
	Exhibit B		
	Exhibit C		
	Exhibit D		
	Exhibit E		
	Exhibit F		
	Exhibit G		
	Exhibit H		
2-Network Elements & Other Services	1		
	2		
	3		
	4		
	5		
	6		
	7		
	8		
	9		
	10		

**AGREEMENT IMPLEMENTATION TEMPLATE (Business)**  
**for**  
**CLEC-1**  
**BellSouth Standard Interconnection Agreement**

<b>Attachment Name</b>	<b>Section No.</b>	<b>Version Date</b>	<b>Planned Activities</b>
	11		
	12		
	13		
	14		
	15		
	16		
	17		
	Exhibit A		
	Exhibit B		
	Exhibit C		
3-Local Interconnection	1		
	2		
	3		
	4		
	5		
	6		
	7		
	8		
	Exhibit A		
4-Physical Collocation	1		
	2		
	3		
	4		
	5		
	6		
	7		
	8		
	9		
	10		
	11		
	12		



**AGREEMENT IMPLEMENTATION TEMPLATE (Business)**  
**for**  
**CLEC-1**  
**BellSouth Standard Interconnection Agreement**

<b>Attachment Name</b>	<b>Section No.</b>	<b>Version Date</b>	<b>Planned Activities</b>
	13		
	14		
	Exhibit A		
	Exhibit B		
5-Access to Numbers & Number Portability	1		
	2		
	3		
	4		
	5		
	6		
	7		
	8		
	Exhibit A		
6-Ordering/Provisioning	1		
	2		
	3		
7-Billing & Billing Accuracy Certification	1		
	2		
	3		
	4		
	5		
	6		
	7		
	Exhibit A		
8-ROW/Conduits/PoleAtt	1		
9-Perf Measurement	Pre-Ordering		
	Ordering		
	Provisioning		
	Maint/Repair		

**AGREEMENT IMPLEMENTATION TEMPLATE (Business)**  
**for**  
**CLEC-1**  
**BellSouth Standard Interconnection Agreement**

<b>Attachment Name</b>	<b>Section No.</b>	<b>Version Date</b>	<b>Planned Activities</b>
	Billing		
	Opr Svcs/DA		
	E911		
	Trunk Grp Perf		
	Collocation		
	Appendix A		
	Appendix B		
	Appendix C		

**Attachment 11**  
**BellSouth Disaster Recovery Plan**

***2000  
BELLSOUTH  
DISASTER RECOVERY PLANNING  
For  
CLECS***

## **CONTENTS**

	<b><u>PAGE</u></b>
1.0 Purpose	4
2.0 Single Point of Contact	4
3.0 Identifying the Problem	4
3.1 Site Control	5
3.2 Environmental Concerns	6
4.0 The Emergency Control Center (ECC)	6
5.0 Recovery Procedures	7
5.1 CLEC Outage	7
5.2 BellSouth Outage	7
5.2.1 Loss of Central Office	8
5.2.2 Loss of a Central Office with Serving Wire Center Functions	8
5.2.3 Loss of a Central Office with Tandem Functions	8
5.2.4 Loss of a Facility Hub	9
5.3 Combined Outage (CLEC and BellSouth Equipment	9
6.0 T1 Identification Procedures	9
7.0 Acronyms	10

## **1.0 PURPOSE**

In the unlikely event of a disaster occurring that affects BellSouth's long-term ability to deliver traffic to a Competitive Local Exchange Carrier (CLEC), general procedures have been developed to hasten the recovery process. Since each location is different and could be affected by an assortment of potential problems, a detailed recovery plan is impractical. However, in the process of reviewing recovery activities for specific locations, some basic procedures emerge that appear to be common in most cases.

These general procedures should apply to any disaster that affects the delivery of traffic for an extended time period. Each CLEC will be given the same consideration during an outage and service will be restored as quickly as possible.

This document will cover the basic recovery procedures that would apply to every CLEC.

## **2.0 SINGLE POINT OF CONTACT**

When a problem is experienced, regardless of the severity, the BellSouth Network Management Center (NMC) will observe traffic anomalies and begin monitoring the situation. Controls will be appropriately applied to insure the sanity of BellSouth's network; and, in the event that a switch or facility node is lost, the NMC will attempt to circumvent the failure using available reroutes.

BellSouth's NMC will remain in control of the restoration efforts until the problem has been identified as being a long-term outage. At that time, the NMC will contact BellSouth's Emergency Control Center (ECC) and relinquish control of the recovery efforts. Even though the ECC may take charge of the situation, the NMC will continue to monitor the circumstances and restore traffic as soon as damaged network elements are revitalized.

**The telephone number for the BellSouth Network Management Center in Atlanta, as published in Telcordia's National Network Management Directory, is 404-321-2516.**

## **3.0 IDENTIFYING THE PROBLEM**

During the early stages of problem detection, the NMC will be able to tell which CLECs are affected by the catastrophe. Further analysis and/or first hand observation will determine if the disaster has affected CLEC equipment only; BellSouth equipment only or a combination. The initial restoration activity will be largely determined by the equipment that is affected.

Once the nature of the disaster is determined and after verifying the cause of the problem, the NMC will initiate reroutes and/or transfers that are jointly agreed upon by the affected CLECs' Network Management Center and the BellSouth NMC. The type and percentage of controls used will depend upon available network capacity. Controls necessary to stabilize the situation will be invoked and the NMC will attempt to re-establish as much traffic as possible.

For long term outages, recovery efforts will be coordinated by the Emergency Control Center (ECC). Traffic controls will continue to be applied by the NMC until facilities are re-established. As equipment is made available for service, the ECC will instruct the NMC to begin removing the controls and allow traffic to resume.

### **3.1 SITE CONTROL**

In the total loss of building use scenario, what likely exists will be a smoking pile of rubble. This rubble will contain many components that could be dangerous. It could also contain any personnel on the premises at the time of the disaster. For these reasons, the local fire marshal with the assistance of the police will control the site until the building is no longer a threat to surrounding properties and the companies have secured the site from the general public.

During this time, the majority owner of the building should be arranging for a demolition contractor to mobilize to the site with the primary objective of reaching the cable entrance facility for a damage assessment. The results of this assessment would then dictate immediate plans for restoration, both short term and permanent.

In a less catastrophic event, i.e., the building is still standing and the cable entrance facility is usable, the situation is more complex. The site will initially be controlled by local authorities until the threat to adjacent property has diminished. Once the site is returned to the control of the companies, the following events should occur.

An initial assessment of the main building infrastructure systems (mechanical, electrical, fire & life safety, elevators, and others) will establish building needs. Once these needs are determined, the majority owner should lead the building restoration efforts. There may be situations where the site will not be totally restored within the confines of the building. The companies must individually determine their needs and jointly assess the cost of permanent restoration to determine the overall plan of action.

Multiple restoration trailers from each company will result in the need for designated space and installation order. This layout and control is required to maximize the amount of restoration equipment that can be placed at the site, and the priority of placements.

Care must be taken in this planning to insure other restoration efforts have logistical access to the building. Major components of telephone and building equipment will need to be removed and replaced. A priority for this equipment must also be jointly established to facilitate overall site restoration. (Example: If the AC switchgear has sustained damage, this would be of the highest priority in order to regain power, lighting, and HVAC throughout the building.)

If the site will not accommodate the required restoration equipment, the companies would then need to quickly arrange with local authorities for street closures, rights of way or other possible options available.

### **3.2 ENVIRONMENTAL CONCERNS**

In the worse case scenario, many environmental concerns must be addressed. Along with the police and fire marshal, the state environmental protection department will be on site to monitor the situation.

Items to be concerned with in a large central office building could include:

1. Emergency engine fuel supply. Damage to the standby equipment and the fuel handling equipment could have created "spill" conditions that have to be handled within state and federal regulations.
2. Asbestos containing materials that may be spread throughout the wreckage. Asbestos could be in many components of building, electrical, mechanical, outside plant distribution, and telephone systems.
3. Lead and acid. These materials could be present in potentially large quantities depending upon the extent of damage to the power room.
4. Mercury and other regulated compounds resident in telephone equipment.
5. Other compounds produced by the fire or heat.

Once a total loss event occurs at a large site, local authorities will control immediate clean up (water placed on the wreckage by the fire department) and site access.

At some point, the companies will become involved with local authorities in the overall planning associated with site clean up and restoration. Depending on the clean up approach taken, delays in the restoration of several hours to several days may occur.

In a less severe disaster, items listed above are more defined and can be addressed individually depending on the damage.

In each case, the majority owner should coordinate building and environmental restoration as well as maintain proper planning and site control.

### **4.0 THE EMERGENCY CONTROL CENTER (ECC)**

The ECC is located in the Colonnade Building in Birmingham, Alabama. During an emergency, the ECC staff will convene a group of pre-selected experts to inventory the damage and initiate corrective actions. These experts have regional access to BellSouth's personnel and equipment and will assume control of the restoration activity anywhere in the nine-state area.

In the past, the ECC has been involve with restoration activities resulting from hurricanes, ice storms and floods. They have demonstrated their capabilities during these calamities as well as



during outages caused by human error or equipment failures. This group has an excellent record of restoring service as quickly as possible.

During a major disaster, the ECC may move emergency equipment to the affected location, direct recovery efforts of local personnel and coordinate service restoration activities with the CLECs. The ECC will attempt to restore service as quickly as possible using whatever means is available; leaving permanent solutions, such as the replacement of damaged buildings or equipment, for local personnel to administer.

Part of the ECC's responsibility, after temporary equipment is in place, is to support the NMC efforts to return service to the CLECs. Once service has been restored, the ECC will return control of the network to normal operational organizations. Any long-term changes required after service is restored will be made in an orderly fashion and will be conducted as normal activity.

## **5.0 RECOVERY PROCEDURES**

The nature and severity of any disaster will influence the recovery procedures. One crucial factor in determining how BellSouth will proceed with restoration is whether or not BellSouth's equipment is incapacitated. Regardless of who's equipment is out of service, BellSouth will move as quickly as possible to aid with service recovery; however, the approach that will be taken may differ depending upon the location of the problem.

### **5.1 CLEC OUTAGE**

For a problem limited to one CLEC (or a building with multiple CLECs), BellSouth has several options available for restoring service quickly. For those CLECs that have agreements with other CLECs, BellSouth can immediately start directing traffic to a provisional CLEC for completion. This alternative is dependent upon BellSouth having concurrence from the affected CLECs.

Whether or not the affected CLECs have requested a traffic transfer to another CLEC will not impact BellSouth's resolve to re-establish traffic to the original destination as quickly as possible.

### **5.2 BELL SOUTH OUTAGE**

Because BellSouth's equipment has varying degrees of impact on the service provided to the CLECs, restoring service from damaged BellSouth equipment is different. The outage will probably impact a number of Carriers simultaneously. However, the ECC will be able to initiate immediate actions to correct the problem.

A disaster involving any of BellSouth's equipment locations could impact the CLECs, some more than others. A disaster at a Central Office (CO) would only impact the delivery of traffic to and from that one location, but the incident could affect many Carriers. If the Central Office is a Serving Wire Center (SWC), then traffic from the entire area to those Carriers served from that switch would also be impacted. If the switch functions as an Access Tandem, or there is a tandem in the building, traffic from every CO to every CLEC could be interrupted. A disaster that destroys a facility hub could disrupt various traffic flows, even though the switching equipment may be unaffected.

The NMC would be the first group to observe a problem involving BellSouth's equipment. Shortly after a disaster, the NMC will begin applying controls and finding re-routes for the

completion of as much traffic as possible. These reroutes may involve delivering traffic to alternate Carriers upon receiving approval from the CLECs involved. In some cases, changes in translations will be required. If the outage is caused by the destruction of equipment, then the ECC will assume control of the restoration.

### **5.2.1 Loss of a Central Office**

When BellSouth loses a Central Office, the ECC will

- a) Place specialists and emergency equipment on notice;
- b) Inventory the damage to determine what equipment and/or functions are lost;
- c) Move containerized emergency equipment and facility equipment to the stricken area, if necessary;
- d) Begin reconnecting service for Hospitals, Police and other emergency agencies; and
- e) Begin restoring service to CLECs and other customers.

### **5.2.2 Loss of a Central Office with Serving Wire Center Functions**

The loss of a Central Office that also serves as a Serving Wire Center (SWC) will be restored as described in section 5.2.1.

### **5.2.3 Loss of a Central Office with Tandem Functions**

When BellSouth loses a Central Office building that serves as an Access Tandem and as a SWC, the ECC will

- a) Place specialists and emergency equipment on notice;
- b) Inventory the damage to determine what equipment and/or functions are lost;
- c) Move containerized emergency equipment and facility equipment to the stricken area, if necessary;
- d) Begin reconnecting service for Hospitals, Police and other emergency agencies;
- e) Re-direct as much traffic as possible to the alternate access tandem (if available) for delivery to those CLECs utilizing a different location as a SWC;
- f) Begin aggregating traffic to a location near the damaged building. From this location, begin re-establishing trunk groups to the CLECs for the delivery of traffic normally found on the direct trunk groups. (This aggregation point may be the alternate access tandem location or another CO on a primary facility route.)
- g) Begin restoring service to CLECs and other customers.

### **5.2.4 Loss of a Facility Hub**

In the event that BellSouth loses a facility hub, the recovery process is much the same as above. Once the NMC has observed the problem and administered the appropriate controls, the ECC will assume authority for the repairs. The recovery effort will include

- a) Placing specialists and emergency equipment on notice;
- b) Inventorying the damage to determine what equipment and/or functions are lost;
- c) Moving containerized emergency equipment to the stricken area, if necessary;
- d) Reconnecting service for Hospitals, Police and other emergency agencies; and
- e) Restoring service to CLECs and other customers. If necessary, BellSouth will aggregate the traffic at another location and build temporary facilities. This alternative would be viable for a location that is destroyed and building repairs are required.

### **5.3 COMBINED OUTAGE (CLEC AND BELL SOUTH EQUIPMENT)**

In some instances, a disaster may impact BellSouth's equipment as well as the CLECs'. This situation will be handled in much the same way as described in section 5.2.3. Since BellSouth and the CLECs will be utilizing temporary equipment, close coordination will be required.

### **6.0 T1 IDENTIFICATION PROCEDURES**

During the restoration of service after a disaster, BellSouth may be forced to aggregate traffic for delivery to a CLEC. During this process, T1 traffic may be consolidated onto DS3s and may become unidentifiable to the Carrier. Because resources will be limited, BellSouth may be forced to "package" this traffic entirely differently than normally received by the CLECs. Therefore, a method for identifying the T1 traffic on the DS3s and providing the information to the Carriers is required.

## **7.0 ACRONYMS**

CO	-	Central Office (BellSouth)
DS3	-	Facility that carries 28 T1s (672 circuits)
ECC	-	Emergency Control Center (BellSouth)
CLEC	-	Competitive Local Exchange Carrier
NMC	-	Network Management Center
SWC	-	Serving Wire Center (BellSouth switch)
T1	-	Facility that carries 24 circuits

### **Hurricane Information**

During a hurricane, BellSouth will make every effort to keep CLECs updated on the status of our network. Information centers will be set up throughout BellSouth Telecommunications. These centers are not intended to be used for escalations, but rather to keep the CLEC informed of network related issues, area damages and dispatch conditions, etc.

Hurricane-related information can also be found on line at [http://www.interconnection.bellsouth.com/network/disaster/dis\\_resp.htm](http://www.interconnection.bellsouth.com/network/disaster/dis_resp.htm). Information concerning Mechanized Disaster Reports can also be found at this website by clicking on CURRENT MDR REPORTS or by going directly to <http://www.interconnection.bellsouth.com/network/disaster/mdrs.htm>.

### **BST Disaster Management Plan**

BellSouth maintenance centers have geographical and redundant communication capabilities. In the event of a disaster removing any maintenance center from service another geographical center would assume maintenance responsibilities. The contact numbers will not change and the transfer will be transparent to the CLEC.

## **Attachment 12**

### **High Frequency Spectrum Network Element**

#### **GENERAL**

- 1.0 BellSouth shall provide Maxcess access to the high frequency portion of the local loop as an unbundled network element ("High Frequency Spectrum") at the rates set forth in Section 4 herein. BellSouth shall provide Maxcess with the High Frequency Spectrum irrespective of whether BellSouth chooses to offer xDSL services on the loop.
- 1.1 The High Frequency Spectrum is defined as the frequency range above the voiceband on a copper loop facility carrying analog circuit-switched voiceband transmissions. Access to the High Frequency Spectrum is intended to allow Maxcess's the ability to provide Digital Subscriber Line ("xDSL") data services. The High Frequency Spectrum shall be available for any version of xDSL presumed acceptable for deployment pursuant to 47 C.F.R. Section 51.230, including, but not limited to, ADSL, RADSL, and any other xDSL technology that is presumed to be acceptable for deployment pursuant to FCC rules. BellSouth will continue to have access to the low frequency portion of the loop spectrum (from 300 Hertz to at least 3000 Hertz, and potentially up to 3400 Hertz, depending on equipment and facilities) for the purposes of providing voice service. Maxcess shall only use xDSL technology that is within the PSD mask parameters set forth in T1.413 or other applicable industry standards. Maxcess shall provision xDSL service on the High Frequency Spectrum in accordance with the applicable Technical Specifications and Standards.
- 1.2 The following loop requirements are necessary for Maxcess to be able to access the High Frequency Spectrum: an unconditioned, 2-wire copper loop. An unconditioned loop is a copper loop with no load coils, low-pass filters, range extenders, DAMLs, or similar devices and minimal bridged taps consistent with ANSI T1.413 and T1.601. The process of removing such devices is called "conditioning." BellSouth shall charge and Maxcess shall pay as interim rates, the same rates that BellSouth charges for conditioning stand-alone loops (e.g., unbundled copper loops, ADSL loops, and HDSL loops) until permanent pricing for loop conditioning is established either by mutual agreement or by a state public utility commission. The interim costs for conditioning are subject to true up as provided in paragraph 4.0. BellSouth will condition loops to enable Maxcess to provide xDSL-based services on the same loops the incumbent is providing analog voice service,

regardless of loop length. BellSouth is not required to condition a loop for Maxcess if conditioning of that loop significantly degrades BellSouth's voice service. BellSouth shall charge, and Maxcess shall pay, for such conditioning the same rates BellSouth charges for conditioning stand-alone loops (e.g., unbundled copper loops, ADSL loops, and HDSL loops.) If Maxcess requests that BellSouth condition a loop longer than 18,000 ft. and such conditioning significantly degrades the voice services on the loop, Maxcess shall pay for the loop to be restored to its original state.

- 1.3 Maxcess's meet point is the point of termination for Maxcess at the toll main distributing frame in the central office ("Meet Point"). BellSouth will use jumpers to connect the Maxcess's connecting block to the splitter. The splitter will route the High Frequency Spectrum on the circuit to the Maxcess's xDSL equipment in Maxcess's collocation space.
- 1.4 Maxcess shall have access to the Splitter for test purposes, irrespective of where the Splitter is placed in the BellSouth premises.

## **PROVISIONING OF THE HIGH FREQUENCY SPECTRUM AND SPLITTERS**

- 2.0 BellSouth will provide Maxcess with access to the High Frequency Spectrum as follows:
  - 2.1 BellSouth is unable to obtain a sufficient number of splitters for placement in all central offices requested by competitive local exchange carriers ("CLECs") by June 6, 2000. Therefore, BellSouth, Maxcess and other CLECs have developed a process for allocating the initial orders of splitters. BellSouth will install all splitters ordered on or before April 28, 2000, in accordance with the schedule set forth in Attachment 1 of this Agreement. Once all splitters ordered by all CLECs on or before April 28, 2000, have been installed, BellSouth will install splitters within forty-two (42) calendar days of Maxcess's submission of such order to the BellSouth Complex Resale Support Group; provided, however, that in the event BellSouth did not have reasonable notice that a particular central office was to have a splitter installed therein, the forty-two (42) day interval shall not apply. Collocation itself or an application for collocation will serve as reasonable notice. BellSouth and Maxcess will reevaluate this forty-two (42) day interval on or before August 1, 2000.

- 2.2 On or after June 6, 2000, once a splitter is installed on behalf of Maxcess in a central office, Maxcess shall be entitled to order the High Frequency Spectrum on lines served out of that central office.
- 2.3 BellSouth will select, purchase, install, and maintain a central office POTS splitter and provide Maxcess access to data ports on the splitter. In the event that BellSouth elects to use a brand of splitter other than Siecor, the Parties shall renegotiate the recurring and non-recurring rates associated with the splitter. In the event the Parties cannot agree upon such rates, the then current rates (final or interim) for the Siecor splitter shall be the interim rates for the new splitter. BellSouth will provide Maxcess with a carrier notification letter at least 30 days before of such change and shall work collaboratively with Maxcess to select a mutually agreeable brand of splitter for use by BellSouth. Maxcess shall thereafter purchase ports on the splitter as set forth more fully below.
- 2.4 BellSouth will install the splitter in (i) a common area close to the Maxcess collocation area, if possible; or (ii) in a BellSouth relay rack as close to the Maxcess DS0 termination point as possible. For purposes of this section, a common area is defined as an area in the central office in which both Parties have access to a common test access point. BellSouth will cross-connect the splitter data ports to a specified Maxcess DS0 at such time that a Maxcess end user's service is established.
- 2.5 The High Frequency Spectrum shall only be available on loops on which BellSouth is also providing, and continues to provide, analog voice service. In the event the end-user terminates its BellSouth provided voice service for any reason, and Maxcess desires to continue providing xDSL service on such loop, Maxcess shall be required to purchase the full stand-alone loop unbundled network element. In the event BellSouth disconnects the end-user's voice service pursuant to its tariffs or applicable law, and Maxcess desires to continue providing xDSL service on such loop, Maxcess shall be required to purchase a full stand-alone loop unbundled network element.
- 2.6 Maxcess and BellSouth shall continue to work together collaboratively to develop systems and processes for provisioning the High Frequency Spectrum in various real life scenarios.
- 2.7 Only one competitive local exchange carrier shall be permitted access to the High Frequency Spectrum of any particular loop.



- 2.8 To order the High Frequency Spectrum of a particular loop, Maxcess must have a DSLAM collocated in the central office that serves the end-user of such loop.
- 2.9 BellSouth will provide Maxcess the Local Service Request (“LSR”) format to be used when ordering the High Frequency Spectrum.
- 2.10 BellSouth will initially provide access to the High Frequency Spectrum within the following intervals: Beginning on June 6, 2000, BellSouth will return a Firm Order Confirmation (“FOC”) in no more than two (2) business days. BellSouth will provide Maxcess with access to the High Frequency Spectrum as follows:
  - 2.10.1 For 1-5 lines at the same address within three (3) business days from the receipt of the FOC; 6-10 lines at same address within 5 business days from the receipt of the FOC; and more than 10 lines at the same address is to be negotiated. BellSouth and Maxcess will re-evaluate these intervals on or before August 1, 2000.
- 2.11 Maxcess will initially use BellSouth’s existing pre-qualification functionality and order processes to pre-qualify line and order the High Frequency Spectrum.

## **MAINTENANCE AND REPAIR**

- 3.0 Maxcess shall have access, for test, repair, and maintenance purposes, to any loop as to which it has access to the High Frequency Spectrum. Maxcess may access the loop at the point where the combined voice and data signal exits the central office splitter.
- 3.1 BellSouth will be responsible for repairing voice services and the physical line between the network interface device at the customer premise and the Meet Point in the central office. Maxcess will be responsible for repairing data services. Each Party will be responsible for maintaining its own equipment.
- 3.2 If the problem encountered appears to impact primarily the xDSL service, the end user should call Maxcess. If the problem impacts primarily the voice service, the end user should call BellSouth. If both services are impaired, the recipient of the call should coordinate with the other service provider(s).

- 3.3 BellSouth and Maxcess will work together to diagnose and resolve any troubles reported by the end-user and to develop a process for repair of lines as to which Maxcess has access to the High Frequency Spectrum. The Parties will continue to work together to address customer initiated repair requests and other customer impacting maintenance issues to better support unbundling of High Frequency Spectrum.
- 3.3.1 The Parties will be responsible for testing and isolating troubles on its respective portion of the loop. Once a Party (“Reporting Party”) has isolated a trouble to the other Party’s (“Repairing Party”) portion of the loop, the Reporting Party will notify the Repairing Party that the trouble is on the Repairing Party’s portion of the loop. The Repairing Party will take the actions necessary to repair the loop if it determines a trouble exists in its portion of the loop.
- 3.3.2 If a trouble is reported on either Party’s portion of the loop and no trouble actually exists, the Repairing Party may charge the Reporting Party for any dispatching and testing (both inside and outside the central office) required by the Repairing Party in order to confirm the loop’s working status.
- 3.4 In the event Maxcess’s deployment of xDSL on the High Frequency Spectrum significantly degrades the performance of other advanced services or of BellSouth’s voice service on the same loop, BellSouth shall notify Maxcess and allow twenty-four (24) hours to cure the trouble. If Maxcess fails to resolve the trouble, BellSouth may discontinue Maxcess’s access to the High Frequency Spectrum on such loop.

## **PRICING**

- 4.0 BellSouth and Maxcess agree to the following negotiated, interim rates for the High Frequency Spectrum. All interim prices will be subject to true up based on either mutually agreed to permanent pricing or permanent pricing established in a line sharing cost proceeding conducted by state public utility commissions. In the event interim prices are established by state public utility commissions before permanent prices are established, either through arbitration or some other mechanism, the interim prices established in this Agreement will be changed to reflect the interim prices mandated by the state public utility commissions; however, no true up will be performed until mutually agreed to permanent prices are established or permanent prices are established by state public utility commissions

- 4.1 BellSouth and Maxcess enter into this Agreement without waiving current or future relevant legal rights and without prejudicing any position BellSouth or Maxcess may take on relevant issues before state or federal regulatory or legislative bodies or courts of competent jurisdiction. This clause specifically contemplates but is not limited to: (a) the positions BellSouth or Maxcess may take in any cost docket related to the terms and conditions associated with access to the High Frequency Spectrum; and (b) the positions that BellSouth or Maxcess might take before the FCC or any state public utility commission related to the terms and conditions under which BellSouth must provide Maxcess with access to the High Frequency Spectrum. The interim rates set forth herein were adopted as a result of a compromise between the parties and do not reflect either party's position as to final rates for access to the High Frequency Spectrum.

DESCRIPTION	USOC	RATES BY STATE								
		AL	FL	GA	KY	LA	MS	NC	SC	TN
<b>SYSTEM, SPLITTER – 96 LINE CAPACITY</b>	ULSDA									
Monthly recurring		\$100	\$100	\$100	\$100	\$100	\$100	\$100	\$100	\$100
Non Recurring – 1st		\$300	\$150	\$300	\$300	\$300	\$300	\$300	\$300	\$300
Non Recurring – Add'l.		\$0	\$0	\$0	\$0	\$0	\$0	\$0	\$0	\$0
Non Recurring – Disconnect Only		NA	\$150	NA	NA	NA	NA	NA	NA	NA
<b>SYSTEM, SPLITTER – 24 LINE CAPACITY</b>	ULSDB									
Monthly recurring		\$25	\$25	\$25	\$25	\$25	\$25	\$25	\$25	\$25
Non Recurring		\$300	\$150	\$300	\$300	\$300	\$300	\$300	\$300	\$300
Non Recurring – Add'l.		\$0	\$0	\$0	\$0	\$0	\$0	\$0	\$0	\$0
Non Recurring – Disconnect Only		NA	\$150	NA	NA	NA	NA	NA	NA	NA
<b>LOOP CAPACITY, LINE ACTIVATION – PER OCCURRENCE</b>	ULSDC									
Monthly recurring		\$6.00	\$6.00	\$6.00	\$6.00	\$6.00	\$6.00	\$6.00	\$6.00	\$6.00
Non Recurring – 1st		\$40	\$40	\$40	\$40	\$40	\$40	\$40	\$40	\$40
Non Recurring – Add'l.		\$22	\$22	\$22	\$22	\$22	\$22	\$22	\$22	\$22
<b>SUBSEQUENT ACTIVITY – PER OCCURRENCE -</b>	ULSDS									
Non Recurring – 1st		\$30	\$30	\$30	\$30	\$30	\$30	\$30	\$30	\$30
Non Recurring – Add'l.		\$15	\$15	\$15	\$15	\$15	\$15	\$15	\$15	\$15

- 4.2 Any element necessary for interconnection that is not identified above is priced as currently set forth in the Agreement.

## ATTACHMENT 1

### Maxcess/BellSouth Line Sharing Jointly Developed

#### Rules for Splitter Allocation

BellSouth is unable to obtain a sufficient number of splitters for placement in all central offices requested by competitive local exchange carriers ("CLECs") by June 6, 2000. As a result of the current shortage of splitters, CLECs and BellSouth developed the following rules for splitter allocation. These rules shall apply until such time as those CLECs participating in the creation of the rules agree that the regular splitter installation rules should apply.

1. There shall be a single CLEC priority list of central offices that shall consist of the Georgia CLEC priority list combined with the priority list from the other states in BellSouth's nine-state region (the "Priority List"). This priority list shall be used for filling orders; it shall determine the order in which splitters will be deployed in those central offices for which splitters have been ordered. Georgia central offices (CO) will have priority over other state's COs.
2. During the allocation period, a CLEC may order 24 ports or 96 ports. In either event, BellSouth shall install a 96 port splitter in accordance with the Priority List. However, during the allocation period, in the event a CLEC orders 96 ports, BellSouth will only allocate 24 ports of the 96 port splitter to the first CLEC that orders a splitter for that central office, thus creating a backlog of 72 ports that have already been ordered by that CLEC ("Backlog"). In the event of a Backlog, BellSouth will charge CLEC a monthly recurring charge appropriate for the number of ports allocated to CLEC. In addition, if CLEC requested a 96 port splitter, it shall pay a non-recurring charge for a 96 port splitter, but shall pay no non-recurring charges when additional ports are added to alleviate the Backlog.
3. BellSouth will allocate, on a first-come/first-served basis, the remaining 72 ports of the splitter (in blocks of 24 ports) to the other CLECs that place an order for a splitter at that same central office.

Orders Submitted by Three (3) P.M. EST, April 28, 2000 with Due Date of June 6, 2000 or Sooner

4. A firm order for a splitter issued to the BellSouth Complex Resale Support Group (CRSG) on or by Three (3) P.M. EST, April 28, 2000, with due date

of June 6, 2000, or sooner, will be given priority over orders received after three (3) P.M. EST, April 28, 2000. Orders for the first 200 splitters received prior to April 28, 2000, will be installed on or before June 5, 2000, and shall be installed in accordance with the priority list. The first 25 splitter orders shall be installed no later than May 22, 2000.

5. In the event CLECs submit to BellSouth more than 200 splitter orders on or before three (3) P.M. EST, April 28, 2000, BellSouth shall install fifty (50) splitters a week each week after June 5, 2000.
6. In the event there are more than four (4) orders submitted on or April 28, 2000, for a splitter at a particular central office, a second splitter will be installed at that central office in accordance with the Priority List.
7. Backlogs associated with orders submitted on or before April 28, 2000 will be fulfilled in their entirety before any orders received after April 28, 2000 are worked. In fulfilling a Backlog, the CLEC's additional ports may not be on the same shelf as the initial 24 ports.

#### Orders Received after Three (3) P.M. EST, April 28, 2000

8. Irrespective of the Priority List, no orders received after three (3) P.M. EST, April 28, 2000, will be worked until after all orders received on or before three (3) P.M. EST, April 28, 2000 have been completed.
9. Once all orders received on or before April 28, 2000, have been worked in their entirety, orders received after April 28, 2000, will have a minimum interval of forty-two (42) calendar days from date of receipt.

#### Orders Submitted with Due Dates After June 6, 2000

10. Any order submitted on or before April 28, 2000, with a due date of after June 6, 2000, will be completed according to the due date provided there is available inventory and all orders with a due date of June 6, 2000 or earlier have been completed.

## Georgia Rating/Ranking of Central Offices for Linesharing

March 9, 2000

Covad, Rythms, Northpoint, New Edge

### CLLI                      Combined Ranking

MRTTGAMA	1
RSWLGAMA	2
ATLNGABU	3
ATLNGAPP	4
DLTHGAHS	5
ATLNGASS	6
CHMBGAMA	7
AGSTGAU	8
LRVLGAOS	9
MRTTGAEA	10
SMYRGAMA	11
LLBNGAMA	12
WDSTGACR	13
ATHNGAMA	14
AGSTGAFL	15
AGSTGATH	16
JNBOGAMA	17
NRCRGAMA	18
ATLNGATH	19
ALPRGAMA	20
DNWDGAMA	21
CMNGGAMA	22
AGSTGAMT	23
ALBYGAMA	24
GSVLGAMA	25
SNLVGAMA	26
ATLNGAIC	27
ATLNGAEP	28
TUKRGAMA	29
ROMEGATL	30
VLD SGAMA	31
MACNGAMT	32
ASTLGAMA	33
SMYRGAPF	34
DGV LGAMA	35
ATLNGAEL	36
SNMTGALR	37
CNYRGAMA	38
MACNGAVN	39
WRRBGAMA	40
NWNNGAMA	41
ATLNGAWD	42

GRFNGAMA	43
PANLGAMA	44
BUFRGABH	45
ATLNGACD	46
MACNGAGP	47
SVNHGABS	48
ATLNGACS	49
PTCYGAMA	50
RVDLGAMA	51
STBRGANH	52
MCDNGAGS	53
ATLNGAWE	54
SVNHGADE	55
SVNHGAWB	56
ATLNGAGR	57
ATLNGAAD	58
CRVLGAMA	59
ACWOGAMA	60
ATLNGABH	61
FYVLGASG	62
SVNHGAGC	63
SVNHGAWI	64
ATLNGAFP	65
ATLNGAHR	66
PWSPGAAS	67
CRTNGAMA	68
ATLNGALA	69
MRRWGAMA	70
CLMBGAMT	71
CLMBGAMW	72
LTHNGAJS	73
CVTNGAMT	74
DLLSGAES	75
FRBNGAEB	76
CLMBGABV	77
BRWKGAMA	78
ATLNGAQS	79
CNTNGAXB	80
LGVLGACS	81
SSISGAES	81

**BellSouth Central Offices (All states excluding GA)**

Ref. #	CLLI	State	Combined Maxcess Rank
312	PRRNFLMA	FL	1
1330	MMPHTNBA	TN	2
1362	NSVLTNMT	TN	3
202	GSVLFLNW	FL	4
1	ALBSALMA	AL	5
13	BRHMALCH	AL	6
268	MLBRFLMA	FL	7
1337	MMPHTNMA	TN	8
285	ORLDFLAP	FL	9
1335	MMPHTNGT	TN	10
208	HLWDFLPE	FL	11
289	ORLDFLPH	FL	12
1333	MMPHTNEL	TN	13
324	STRNFLMA	FL	14
14	BRHMALCP	AL	15
15	BRHMALEL	AL	16
1141	CLMASCSN	SC	17
1240	CHTGTNNS	TN	18
1339	MMPHTNOA	TN	19
1073	RLGHNCSE	NC	20
299	PMBHFLCS	FL	21
698	NWORLASW	LA	22
1354	NSVLTNBW	TN	23
1309	KNVLTNMA	TN	24
16	BRHMALEN	AL	25
17	BRHMALEW	AL	26
1345	MRBOTNMA	TN	27
1364	NSVLTNUN	TN	28
623	KNNRLABR	LA	29
984	CARYNCCE	NC	30
333	WPBHFLGA	FL	31
1356	NSVLTNCH	TN	32
1363	NSVLTNST	TN	33
429	LSVLKYAP	KY	34
20	BRHMALHW	AL	35
21	BRHMALMT	AL	36
638	LFYTLAMA	LA	37
1306	KNTNTNMA	TN	38
693	NWORLAMT	LA	39
149	BCRTFLMA	FL	40
150	BCRTFLSA	FL	41
1340	MMPHTNSL	TN	42
1338	MMPHTNMT	TN	43
307	PNSCFLFP	FL	44
22	BRHMALOM	AL	45
23	BRHMALOX	AL	46
176	DYBHFLMA	FL	47



1352	NSVLTNAP	TN	48
1332	MMPHTNCT	TN	49
334	WPBHFLGR	FL	50
249	MIAMFLCA	FL	51
732	SLIDLAMA	LA	52
1307	KNVLTNBE	TN	53
64	MTGMALDA	AL	54
24	BRHMALRC	AL	55
26	BRHMALVA	AL	56
196	FTPRFLMA	FL	57
1272	FKLNTNMA	TN	58
695	NWORLARV	LA	59
1019	GNBONCAS	NC	60
1068	RLGHNCGL	NC	61
692	NWORLAMR	LA	62
1310	KNVLTNWH	TN	63
179	DYBHFLPO	FL	64
34	BSMRALMA	AL	65
148	BCRTFLBT	FL	66
233	JPTRFLMA	FL	67
1357	NSVLTNDO	TN	68
697	NWORLASK	LA	69
189	FTLDFLJA	FL	70
262	MIAMFLRR	FL	71
288	ORLDFLPC	FL	72
1361	NSVLTNMC	TN	73
667	MONRLAMA	LA	74
664	MNFDLAMA	LA	75
157	BYBHFLMA	FL	76
170	DLBHFLKP	FL	77
554	BTRGLAGW	LA	78
1237	CHTGTNDT	TN	79
232	JCVLFLWC	FL	80
253	MIAMFLHL	FL	81
988	CHRLNCCE	NC	82
431	LSVLKYBR	KY	83
1353	NSVLTNBV	TN	84
1158	FLRNSCMA	SC	85
171	DLBHFLMA	FL	86
174	DRBHFLMA	FL	87
1323	MAVLTNMA	TN	88
1358	NSVLTNGH	TN	89
230	JCVLFLSJ	FL	90
301	PMBHFLMA	FL	91
265	MIAMFLWD	FL	92
287	ORLDFLMA	FL	93
1366	NSVLTNWM	TN	94
164	COCOFLMA	FL	95
187	FTLDFLCR	FL	96
188	FTLDFLCY	FL	97
330	VRBHFLMA	FL	98
1280	GDVLTNMA	TN	99

696	NWORLASC	LA	100
264	MIAMFLSO	FL	101
989	CHRLNCCR	NC	102
683	NWORLAAR	LA	103
1311	KNVLTNYH	TN	104
557	BTRGLAMA	LA	105
190	FTLDFLMR	FL	106
191	FTLDFLOA	FL	107
1250	CLVLTNMA	TN	108
987	CHRLNCCA	NC	109
430	LSVLKYBE	KY	110
338	WPBHFLRP	FL	111
271	MNDRFLLO	FL	112
229	JCVLFLRV	FL	113
1020	GNBONCEU	NC	114
306	PNSCFLBL	FL	115
192	FTLDFLPL	FL	116
194	FTLDFLSU	FL	117
1236	CHTGTNBR	TN	118
986	CHRLNCBO	NC	119
687	NWORLACM	LA	120
1004	CPHLNCRO	NC	121
209	HLWDFLWH	FL	122
1341	MMPHTNST	TN	123
996	CHRLNCSH	NC	124
848	JCSNMSCP	MS	125
195	FTLDFLWN	FL	126
206	HLWDFLHA	FL	127
969	AHVLNCOH	NC	128
995	CHRLNCRE	NC	129
227	JCVLFLNO	FL	130
442	LSVLKYWE	KY	131
1069	RLGHNCHO	NC	132
436	LSVLKYOA	KY	133
992	CHRLNCLP	NC	134
356	BWLGKYMA	KY	135
207	HLWDFLMA	FL	136
218	JCBHFLMA	FL	137
305	PNCYFLMA	FL	138
1022	GNBONCLA	NC	139
220	JCVLFLAR	FL	140
335	WPBHFLHH	FL	141
319	SNFRFLMA	FL	142
439	LSVLKYSM	KY	143
222	JCVLFLCL	FL	144
90	TSCLALMT	AL	145
221	JCVLFLBW	FL	146
223	JCVLFLFC	FL	147
1247	CLEVTNMA	TN	148
201	GSVLFLMA	FL	149
691	NWORLAMC	LA	150
300	PMBHFLFE	FL	151

293	OVIDFLCA	FL	152
594	FKTNLAMA	LA	153
231	JCVLFLSM	FL	154
66	MTGMALMT	AL	155
243	MIAMFLAE	FL	156
245	MIAMFLAP	FL	157
99	DCTRALMT	AL	158
217	JCBHFLAB	FL	159
286	ORLDFLCL	FL	160
1102	WNSLNCVI	NC	161
428	LSVLKYAN	KY	162
981	BURLNCDA	NC	163
59	MOBLALSH	AL	164
314	PTSLFLMA	FL	165
246	MIAMFLBA	FL	166
248	MIAMFLBR	FL	167
123	HNVLALMT	AL	168
19	BRHMALFS	AL	169
690	NWORLAMA	LA	170
1287	HDVLTNMA	TN	171
290	ORLDFLSA	FL	172
1028	GSTANCSO	NC	173
52	MOBLALAZ	AL	174
1211	SUVLSCMA	SC	175
251	MIAMFLFL	FL	176
252	MIAMFLGR	FL	177
1131	CHTNSCWA	SC	178
54	MOBLALOS	AL	179
75	PNSNALMA	AL	180
1058	MTOLNCCE	NC	181
1070	RLGHNCJO	NC	182
1099	WNSLNCFI	NC	183
124	HNVLALPW	AL	184
472	OWBOKYMA	KY	185
254	MIAMFLIC	FL	186
1125	CHTNSCDP	SC	187
255	MIAMFLKE	FL	188
1140	CLMASCSH	SC	189
441	LSVLKYVS	KY	190
311	PNVDFLMA	FL	191
277	NDADFLBR	FL	192
1312	LBNNTNMA	TN	193
1166	GNVLSCDT	SC	194
281	NSBHFLMA	FL	195
256	MIAMFLME	FL	196
257	MIAMFLNM	FL	197
558	BTRGLAOH	LA	198
1126	CHTNSCDT	SC	199
33	BSMRALHT	AL	200
337	WPBHFLRB	FL	201
291	ORPKFLMA	FL	202
997	CHRLNCTH	NC	203

1169	GNVLSCWR	SC	204
327	TTVLFLMA	FL	205
260	MIAMFLPB	FL	206
261	MIAMFLPL	FL	207
849	JCSNMSMB	MS	208
1188	MNPLSCES	SC	209
577	CVTNLAMA	LA	210
279	NDADFLOL	FL	211
998	CHRLNCUN	NC	212
1071	RLGHNCMO	NC	213
1130	CHTNSCNO	SC	214
310	PNSCFLWA	FL	215
276	NDADFLAC	FL	216
266	MIAMFLWM	FL	217
177	DYBHFLOB	FL	218
1138	CLMASCSA	SC	219
686	NWORLACA	LA	220
1067	RLGHNCGA	NC	221
336	WPBHFLLE	FL	222
624	KNNRLAHN	LA	223
1207	SPBGSCMA	SC	224
1080	SLBRNCMA	NC	225
278	NDADFLGG	FL	226
302	PMBHFLTA	FL	227
1143	CLMASCSW	SC	228
440	LSVLKYTS	KY	229
1257	CRHTNMA	TN	230
28	BRHMALWL	AL	231
435	LSVLKYJT	KY	232
639	LFYTLAVM	LA	233
332	WPBHFLAN	FL	234
1369	OKRGTNMT	TN	235
126	HNVALUN	AL	236
438	LSVLKYSL	KY	237
483	PMBRKYMA	KY	238
292	ORPKFLRW	FL	239
559	BTRGLASB	LA	240
729	SHPTLAMA	LA	241
433	LSVLKYFC	KY	242
432	LSVLKYCW	KY	243
1300	JCSNTNMA	TN	244
561	BTRGLAWN	LA	245
1101	WNSLNCLE	NC	246
1277	GALLTNMA	TN	247
556	BTRGLAIS	LA	248
726	SHPTLABS	LA	249
689	NWORLALK	LA	250
1254	CNVLTNMA	TN	251
642	LKCHLADT	LA	252
727	SHPTLACL	LA	253
1388	SMYRTNMA	TN	254
1262	DKSNTNMT	TN	255

728	SHPTLAHD	LA	256
1031	HNVLNCCH	NC	257
971	APEXNCCE	NC	258
990	CHRLNCDE	NC	259
1346	MRTWTNMA	TN	260
852	JCSNMSRW	MS	261
1394	SPFDTNMA	TN	262
665	MNVLLAMA	LA	263
1023	GNBONCMC	NC	264
1106	AIKNSCMA	SC	265
991	CHRLNCER	NC	266
1072	RLGHNCSE	NC	267
645	LKCHLAUN	LA	268
1045	LNTNNCMA	NC	269
263	MIAMFLSH	FL	270
1017	GLBONCMA	NC	271
1308	KNVLTNFC	TN	272
1135	CLMASCCCH	SC	273
1100	WNSLNCGL	NC	274
824	GLPTMSTS	MS	275
258	MIAMFLNS	FL	276
67	MTGMALNO	AL	277
259	MIAMFLOL	FL	278
1398	SVVLTNMT	TN	279
993	CHRLNCMI	NC	280
1085	SSVLNCMA	NC	281
982	BURLNCEL	NC	282
731	SHPTLASG	LA	283
1024	GNBONCPG	NC	284
74	PHCYALMA	AL	285
244	MIAMFLAL	FL	286
296	PCBHFLNT	FL	287
1037	KNDLNCCE	NC	288
165	COCOFLME	FL	289
434	LSVLKYHA	KY	290
838	HTBGMSMA	MS	291
1078	SELMNCMA	NC	292
60	MOBLALSK	AL	293
1009	DVSNNCPO	NC	294
582	DNSPLAMA	LA	295
1098	WNSLNCCL	NC	296
10	AUBNALMA	AL	297
1083	SRFDNCCE	NC	298
399	FRFTKYMA	KY	299
247	MIAMFLBC	FL	300
1248	CLMATNMA	TN	301
1018	GNBONCAP	NC	302
1136	CLMASCDF	SC	303
1105	ZBLNNCCE	NC	304
321	STAGFLMA	FL	305
1096	WNDLNCPI	NC	306
846	JCSNMBSL	MS	307

11	BLFNALMA	AL	308
427	LSVLKY26	KY	309
193	FTLDFLSG	FL	310
1242	CHTGTNRO	TN	311
212	HMSTFLNA	FL	312
159	CCBHFLMA	FL	313
985	CARYNCWS	NC	314
560	BTRGLASW	LA	315
295	PAHKFLMA	FL	316
1133	CLMASCAR	SC	317
250	MIAMFLDB	FL	318
122	HNVIALW	AL	319
1066	RLGHNCUD	NC	320
1142	CLMASCSU	SC	321
210	HMSTFLEA	FL	322
154	BLGLFLMA	FL	323
1258	CRVLTNMA	TN	324
851	JCSNMSPC	MS	325
1241	CHTGTNRB	TN	326
1053	MGTNNCGR	NC	327
89	TSCLALDH	AL	328
ADD	HNVIALRA	AL	329
730	SHPTLAQB	LA	330
978	BOONNCKI	NC	331
839	HTBGMSWE	MS	332
8	ATHNALMA	AL	333
610	HMNDLAMA	LA	334
874	MDSNMSES	MS	335
71	OPLKALMT	AL	336
769	BILXMSED	MS	337
269	MLTNFLRA	FL	338
1301	JCSNTNNS	TN	339
55	MOBLALPR	AL	340
552	BTRGLABK	LA	341
847	JCSNMSCB	MS	342
437	LSVLKYSH	KY	343
1129	CHTNSCLB	SC	344
492	RCMDKYMA	KY	345
411	HNSNKYMA	KY	346
1040	LENRNCHA	NC	347
1190	NAGSSCMA	SC	348
77	PRVLALMA	AL	349
213	HTISFLMA	FL	350
972	ARDNNCCE	NC	351
200	GLBRFLMC	FL	352
823	GLPTMSLY	MS	353
315	PTSLFLSO	FL	354
51	MOBLALAP	AL	355
1127	CHTNSCJM	SC	356
893	OCSPMSGO	MS	357
91	TSCLALNO	AL	358
317	SBSTFLMA	FL	359

527	WNCHKYMA	KY	360
58	MOBLALSF	AL	361
1239	CHTGTNMV	TN	362
1016	GLBONCAD	NC	363
770	BILXMSMA	MS	364
1400	TLLHTNMA	TN	365
109	FRHPALMA	AL	366
1368	NWPTTNMT	TN	367
56	MOBLALSA	AL	368
666	MONRLADS	LA	369
668	MONRLAWM	LA	370
57	MOBLALSE	AL	371
404	GRTWKYMA	KY	372
970	AHVLNCOT	NC	373
1385	SHVLTNMA	TN	374
780	BRNDMSES	MS	375
1414	WNCHTNMA	TN	376
1347	MSCTTNMT	TN	377
1315	LNCYTNMA	TN	378
240	LYHNFLOH	FL	379
1374	PLSKTNMA	TN	380
1317	LRBGTNMA	TN	381
555	BTRGLAHR	LA	382
294	PACEFLPV	FL	383
850	JCSNMSNR	MS	384
1243	CHTGTNSE	TN	385
204	HBSDFLMA	FL	386
1319	LXTNTNMA	TN	387
1343	MNCHTNMA	TN	388
1249	CLTNTNMA	TN	389
322	STAGFLSH	FL	390
1041	LENRNCHU	NC	391
308	PNSCFLHC	FL	392
1285	GTBGTNMT	TN	393
968	AHVLNCBI	NC	394
1238	CHTGTNHT	TN	395
304	PNCYFLCA	FL	396