

RECEIVED

JAN 20 2025

PUBLIC SERVICE
COMMISSION



An **AEP** Company

BOUNDLESS ENERGY™

DELIVERED VIA EMAIL TO PSCED@KY.GOV

January 20, 2025

Linda C. Bridwell
Executive Director
Public Service Commission of Kentucky
211 Sower Boulevard
Frankfort, KY 40602-0615

RE: Standard Fuel Adjustment Clause Filing

Dear Ms. Bridwell:

Enclosed are Kentucky Power Company's Fuel Adjustment Clause Schedules with supporting sales and fuel cost schedules for the February 2025 billing month. These calculations are based on estimated December 2024 fuel cost with an adjustment reflecting actual November 2024 fuel costs.

If you have any questions, please contact me at 614-906-6051.

Sincerely,

A handwritten signature in blue ink, appearing to read "Tanner S. Wolfram". The signature is stylized and includes a large initial "T" and "W".

Tanner S. Wolfram
Director of Regulatory Services
Enclosure

KENTUCKY POWER COMPANY
SUMMARY OF ADJUSTMENT CLAUSES

Month Ended: December 2024

1	Fuel Adjustment Clause Factor (Page 1 of 5)	(+)	\$0.01269	
2	System Sales Clause Factor	(+)	<u>\$0.00058</u>	*
3	Total Adjustment Clause Factors		\$0.01327	

Effective Month for Billing

February 2025

Submitted by:



(Signature)

Title:

Director of Regulatory Services

Date Submitted:

January 20, 2025

* See Form 1.0, 2024 System Sales Clause Update, August 15, 2024 filing in Post-Case Filings, Case No. 2023-00159.

KENTUCKY POWER COMPANY
FUEL ADJUSTMENT CLAUSE SCHEDULE

Month Ended: December 2024

Fuel Fm (Fuel Cost Schedule)	<u>\$19,192,673</u>		
Sales Sm (Sales Schedule)	494,553,500	(+)	0.03881
Fuel (Fb)	<u>\$12,810,858</u>		
Sales (Sb)	490,482,730	(-)	<u>0.02612 *</u>
			<u><u>0.01269</u></u>

Effective Month for Billing February 2025

Submitted by: 
(Signature)

Title: Director of Regulatory Services

Date Submitted: January 20, 2025

**Pursuant to PSC Order dated August 2, 2021 in Case No. 2021-00053.*

KENTUCKY POWER COMPANY**ESTIMATED FUEL COST SCHEDULE****Month Ended: December 2024**

A.	Company Generation			
	Coal Burned	(+)	\$10,015,106	
	Oil Burned	(+)	159,819	
	Gas Burned	(+)	3,597,974	
	Fuel (jointly owned plant)	(+)	0	
	Fuel (assigned cost during Forced Outage)	(+)	0	
	Fuel (substitute for Forced Outage)	(-)	0	
	Sub Total		<u>13,772,899</u>	
B.	Purchases			
	Net Energy Cost - Economy Purchases	(+)	0	
	Identifiable Fuel Cost - Other Purchases	(+)	8,658,527	
	Identifiable Fuel Cost (substitute for Forced Outage)	(-)	0	
	Sub Total		<u>8,658,527</u>	
C.	Inter-System Sales Fuel Costs		<u>2,258,286</u>	
	Sub Total		<u>2,258,286</u>	
D.	Total Fuel Cost (A + B - C)		<u><u>\$20,173,139</u></u>	
E.	Adjustment indicating the difference in actual fuel cost for the month of <u>November 2024</u> and the estimated cost originally reported. <u>\$14,817,676</u> - <u>\$15,388,336</u> = <u>(570,660)</u> (actual) (estimated)			
F.	Total Company Over or (Under) Recovery from Page 4, Line 12		<u>937,839</u>	
G.	Grand Total Fuel Cost (D + E - F)		<u>\$18,664,640</u>	
H.	Fuel-Related PJM Billing Line Items			<u>December 2024</u>
				528,033
I.	ADJUSTED GRAND TOTAL FUEL COSTS (G + H)		<u><u>\$19,192,673</u></u>	

KENTUCKY POWER COMPANY**SALES SCHEDULE****Month Ended: December 2024**

		<u>Kilowatt-Hours</u>
A. Generation (Net)	(+)	338,297,000
Purchases Including Interchange In	(+)	<u>220,054,000</u>
Sub Total		558,351,000
 B. Pumped Storage Energy	 (+)	 0
Inter-System Sales Including Interchange Out	(+)	39,662,000
System Losses	(+)	<u>24,135,500</u> *
Sub Total		<u>63,797,500</u>
Total Sales (A - B)		<u><u>494,553,500</u></u>

* Does not include 564,500 KWH of company usage.

KENTUCKY POWER COMPANY
OVER OR (UNDER) RECOVERY SCHEDULE

Month Ended: December 2024

<u>Line</u> <u>No.</u>			
1	FAC Rate Billed	(+)	0.01026
2	Retail KWH Billed at Above Rate	(x)	<u>484,891,850</u>
3	FAC Revenue/(Refund) (L1 * L2)		<u>4,974,990</u>
4	KWH Used to Determine Last FAC Rate Billed	(+)	399,930,296
5	Non-Jurisdictional KWH Included in L4	(-)	<u>5,129,539</u>
6	Kentucky Jurisdictional KWH Included in L4 (L4 - L5)		<u>394,800,757</u>
7	Recoverable FAC Revenue/(Refund) (L1 * L6)		4,050,656
8	Adjustment from prior periods		
9	Over or (Under) Recovery (L3 - L7)		924,334
10	Total Sales (Page 3)	(+)	494,553,500
11	Kentucky Jurisdictional Sales	(/)	<u>487,431,491</u>
12	Ratio of Total Sales to KY. Jurisdictional Sales (L9 / L10)		1.01461
13	Total Company Over or (Under) Recovery (L8 * L11)		<u><u>937,839</u></u>

KENTUCKY POWER COMPANY**FINAL
FUEL COST SCHEDULE****Month Ended: November 2024**

A. Company Generation				
Coal Burned	(+)			\$8,015,515
Oil Burned	(+)			142,901
Gas Burned	(+)			442,578
Fuel (jointly owned plant)	(+)			0
Fuel (assigned cost during Forced Outage)				
(31,744,132 KWH X \$0.027920)	(+)			886,296
Fuel (substitute for Forced Outage)	(-)			<u>0</u>
Sub-total				<u>9,487,290</u>
B. Purchases				
Net Energy Cost - Economy Purchases	(+)			0
Identifiable Fuel Cost - Other Purchases	(+)			6,924,354
Identifiable Fuel Cost (substitute for Forced Outage)				
(31,744,132 KWH X \$0.028940)	(-)			918,675
Purchase Adjustment for Peaking Unit Equivalent	(-)			54,885 (1)
Sub-total				<u>5,950,794</u>
C. Inter-System Sales Fuel Costs				<u>620,408</u>
D. SUB-TOTAL FUEL COST (A + B - C)				<u>\$14,817,676</u>
E. Fuel-Related PJM Billing Line Items			<u>November 2024</u>	296,449
F. GRAND TOTAL FUEL COSTS (D + E)				<u><u>\$15,114,125</u></u>

(1) As calculated in accordance with KPSC Order dated October 3, 2002 in Case No. 2000-495-B, and as modified by the Commission's January 18, 2018 Order in Case No. 2017-00179.

RECEIVED

DEC 20 2024

PUBLIC SERVICE
COMMISSION



An **AEP** Company

BOUNDLESS ENERGY™

DELIVERED VIA EMAIL TO PSCED@KY.GOV

December 20, 2024

Linda C. Bridwell
Executive Director
Public Service Commission of Kentucky
211 Sower Boulevard
Frankfort, KY 40602-0615

RE: Standard Fuel Adjustment Clause Filing

Dear Ms. Bridwell:

Enclosed are Kentucky Power Company's Fuel Adjustment Clause Schedules with supporting sales and fuel cost schedules for the January 2025 billing month. These calculations are based on estimated November 2024 fuel cost with an adjustment reflecting actual October 2024 fuel costs.

On December 13, 2024 the Commission issued an Order in Case No. 2023-00008 approving the Company's request to recover \$172,892.70 caused by a PUE spreadsheet calculation misalignment. Additionally, the Order stated this under-recovery was to be included in the FAC in the first billing month following the date of this Order. Accordingly, the \$172,892.70 has been included in this filing and is provided on Page 2 of 5 as line F1.

Also as part of this Order, the Commission approved a new billing line item labeled "Fuel Adjustment Credit" which will also begin with the January 2025 billing month. This new line will appear under the Fuel Adjustment Clause on customer bills. The applicable rates on a kWh basis are calculated as follows and will be applied to customers' January through April bills for 2025 and 2026:

	Residential (\$/kWh)	All Other (\$/kWh)
<u>Transitional Credit Amount</u>	<u>\$6,710,990</u>	<u>\$9,825,827</u>
Historic January through April Retail kWh	1,379,035,920	2,272,033,096
Rate	(0.00487)	(0.00432)

As the rates for the Fuel Adjustment Credit have been separately calculated from the Fuel Adjustment Clause, no edits to the Company's Fuel Adjustment Clause schedules were necessary. However, the Company will begin reporting on the refund balance through its Fuel Adjustment Clause filing in the Company's February report (for January 2025 expense month).

If you have any questions, please contact me at 614-906-6051.

Sincerely,



Tanner S. Wolfram
 Director of Regulatory Services
 Enclosure

KENTUCKY POWER COMPANY
SUMMARY OF ADJUSTMENT CLAUSES

Month Ended: November 2024

1 Fuel Adjustment Clause Factor (Page 1 of 5)	(+)	\$0.01206
2 System Sales Clause Factor	(+)	<u> \$0.00058 </u> *
3 Total Adjustment Clause Factors		\$0.01264

Effective Month for Billing

January 2025

Submitted by:



(Signature)

Title:

Director of Regulatory Services

Date Submitted:

December 20, 2024


* See Form 1.0, 2024 System Sales Clause Update, August 15, 2024 filing in Post-Case Filings, Case No. 2023-00159.

KENTUCKY POWER COMPANY
FUEL ADJUSTMENT CLAUSE SCHEDULE

Month Ended: November 2024

Fuel Fm (Fuel Cost Schedule)	<u>\$15,512,531</u>		
Sales Sm (Sales Schedule)	406,295,923	(+)	0.03818
Fuel (Fb)	<u>\$12,810,858</u>		
Sales (Sb)	490,482,730	(-)	<u>0.02612 *</u>
			<u><u>0.01206</u></u>

Effective Month for Billing January 2025

Submitted by: 
(Signature)

Title: Director of Regulatory Services

Date Submitted: December 20, 2024

**Pursuant to PSC Order dated August 2, 2021 in Case No. 2021-00053.*

KENTUCKY POWER COMPANY**ESTIMATED FUEL COST SCHEDULE****Month Ended: November 2024**

A.	Company Generation			
	Coal Burned	(+)	\$8,015,515	
	Oil Burned	(+)	142,901	
	Gas Burned	(+)	442,578	
	Fuel (jointly owned plant)	(+)	0	
	Fuel (assigned cost during Forced Outage)	(+)	0	
	Fuel (substitute for Forced Outage)	(-)	0	
	Sub Total		<u>8,600,994</u>	
B.	Purchases			
	Net Energy Cost - Economy Purchases	(+)	0	
	Identifiable Fuel Cost - Other Purchases	(+)	8,381,013	
	Identifiable Fuel Cost (substitute for Forced Outage)	(-)	0	
	Sub Total		<u>8,381,013</u>	
C.	Inter-System Sales Fuel Costs		<u>1,593,672</u>	
	Sub Total		<u>1,593,672</u>	
D.	Total Fuel Cost (A + B - C)		<u><u>\$15,388,336</u></u>	
E.	Adjustment indicating the difference in actual fuel cost for the month of <u>October 2024</u> and the estimated cost originally reported. <u>\$15,282,919</u> - <u>\$15,886,816</u> = <u>(603,897)</u> (actual) (estimated)			
F.	Total Company Over or (Under) Recovery from Page 4, Line 12		<u>(258,750)</u>	
F1.	Under-Recovery Approved in Case No. 2023-00008 Order Dated December 13, 2024		172,892.70	
G.	Grand Total Fuel Cost (D + E - F)		<u>\$15,216,081</u>	
H.	Fuel-Related PJM Billing Line Items <u>November 2024</u>		296,449	
I.	ADJUSTED GRAND TOTAL FUEL COSTS (G + H)		<u><u>\$15,512,531</u></u>	

KENTUCKY POWER COMPANY

SALES SCHEDULE

Month Ended: November 2024

		<u>Kilowatt-Hours</u>
A. Generation (Net)	(+)	207,643,000
Purchases Including Interchange In	(+)	<u>262,120,000</u>
Sub Total		469,763,000
B. Pumped Storage Energy	(+)	0
Inter-System Sales Including Interchange Out	(+)	44,723,000
System Losses	(+)	<u>18,744,077</u> *
Sub Total		<u>63,467,077</u>
Total Sales (A - B)		<u><u>406,295,923</u></u>

* Does not include 420,923 KWH of company usage.

KENTUCKY POWER COMPANY
OVER OR (UNDER) RECOVERY SCHEDULE

Month Ended: November 2024

<u>Line</u> <u>No.</u>			
1	FAC Rate Billed	(+)	0.01250
2	Retail KWH Billed at Above Rate	(x)	<u>373,355,279</u>
3	FAC Revenue/(Refund) (L1 * L2)		<u>4,666,941</u>
4	KWH Used to Determine Last FAC Rate Billed	(+)	399,193,129
5	Non-Jurisdictional KWH Included in L4	(-)	<u>5,414,754</u>
6	Kentucky Jurisdictional KWH Included in L4 (L4 - L5)		<u>393,778,375</u>
7	Recoverable FAC Revenue/(Refund) (L1 * L6)		4,922,230
8	Adjustment from prior periods		
9	Over or (Under) Recovery (L3 - L7)		(255,289)
10	Total Sales (Page 3)	(+)	406,295,923
11	Kentucky Jurisdictional Sales	(/)	<u>400,861,124</u>
12	Ratio of Total Sales to KY. Jurisdictional Sales (L9 / L10)		1.01356
13	Total Company Over or (Under) Recovery (L8 * L11)		<u><u>(258,750)</u></u>

KENTUCKY POWER COMPANY

FINAL
FUEL COST SCHEDULEMonth Ended: **October 2024**

A. Company Generation				
Coal Burned	(+)			\$5,748,106
Oil Burned	(+)			712,071
Gas Burned	(+)			615,648
Fuel (jointly owned plant)	(+)			0
Fuel (assigned cost during Forced Outage)				
(15,866 KWH X \$0.027460)	(+)			436
Fuel (substitute for Forced Outage)	(-)			<u>0</u>
Sub-total				<u>7,076,260</u>
B. Purchases				
Net Energy Cost - Economy Purchases	(+)			0
Identifiable Fuel Cost - Other Purchases	(+)			9,438,957
Identifiable Fuel Cost (substitute for Forced Outage)				
(15,866 KWH X \$0.029825)	(-)			473
Purchase Adjustment for Peaking Unit Equivalent	(-)			386,281 (1)
Sub-total				<u>9,052,203</u>
C. Inter-System Sales Fuel Costs				<u>845,544</u>
D. SUB-TOTAL FUEL COST (A + B - C)				<u>\$15,282,919</u>
E. Fuel-Related PJM Billing Line Items			<u>October 2024</u>	153,230
F. GRAND TOTAL FUEL COSTS (D + E)				<u><u>\$15,436,148</u></u>

(1) As calculated in accordance with KPSC Order dated October 3, 2002 in Case No. 2000-495-B, and as modified by the Commission's January 18, 2018 Order in Case No. 2017-00179.

RECEIVED

NOV 18 2024

PUBLIC SERVICE
COMMISSION



An **AEP** Company

BOUNDLESS ENERGY™

DELIVERED VIA EMAIL TO PSCED@KY.GOV

November 18, 2024

Linda C. Bridwell
Executive Director
Public Service Commission of Kentucky
211 Sower Boulevard
Frankfort, KY 40602-0615

RE: Standard Fuel Adjustment Clause Filing

Dear Ms. Bridwell:

Enclosed are Kentucky Power Company's Fuel Adjustment Clause Schedules with supporting sales and fuel cost schedules for the December 2024 billing month. These calculations are based on estimated October 2024 fuel cost with an adjustment reflecting actual September 2024 fuel costs.

If you have any questions, please contact me at 614-906-6051.

Sincerely,

A handwritten signature in blue ink, appearing to read "Tanner S. Wolfram". The signature is stylized and cursive.

Tanner S. Wolfram
Director of Regulatory Services
Enclosure

KENTUCKY POWER COMPANY
SUMMARY OF ADJUSTMENT CLAUSES

Month Ended: October 2024

1 Fuel Adjustment Clause Factor (Page 1 of 5)	(+)	\$0.01026	
2 System Sales Clause Factor	(+)	<u>\$0.00058</u>	*
3 Total Adjustment Clause Factors		\$0.01084	

Effective Month for Billing

December 2024

Submitted by:



(Signature)

Title:

Director of Regulatory Services

Date Submitted:

November 18, 2024


* See Form 1.0, 2024 System Sales Clause Update, August 15, 2024 filing in Post-Case Filings, Case No. 2023-00159.

KENTUCKY POWER COMPANY
FUEL ADJUSTMENT CLAUSE SCHEDULE

Month Ended: October 2024

Fuel Fm (Fuel Cost Schedule)	<u>\$14,550,060</u>		
Sales Sm (Sales Schedule)	399,930,296	(+)	0.03638
Fuel (Fb)	<u>\$12,810,858</u>		
Sales (Sb)	490,482,730	(-)	<u>0.02612</u> *
			<u><u>0.01026</u></u>

Effective Month for Billing December 2024

Submitted by: 
(Signature)

Title: Director of Regulatory Services

Date Submitted: November 18, 2024

**Pursuant to PSC Order dated August 2, 2021 in Case No. 2021-00053.*

KENTUCKY POWER COMPANY**ESTIMATED FUEL COST SCHEDULE****Month Ended: October 2024**

A.	Company Generation			
	Coal Burned	(+)	\$5,748,106	
	Oil Burned	(+)	712,071	
	Gas Burned	(+)	615,648	
	Fuel (jointly owned plant)	(+)	0	
	Fuel (assigned cost during Forced Outage)	(+)	0	
	Fuel (substitute for Forced Outage)	(-)	0	
	Sub Total		<u>7,075,825</u>	
B.	Purchases			
	Net Energy Cost - Economy Purchases	(+)	0	
	Identifiable Fuel Cost - Other Purchases	(+)	9,837,745	
	Identifiable Fuel Cost (substitute for Forced Outage)	(-)	0	
	Sub Total		<u>9,837,745</u>	
C.	Inter-System Sales Fuel Costs		<u>1,026,754</u>	
	Sub Total		<u>1,026,754</u>	
D.	Total Fuel Cost (A + B - C)		<u><u>\$15,886,816</u></u>	
E.	Adjustment indicating the difference in actual fuel cost for the month of <u>September 2024</u> and the estimated cost originally reported. <u>\$13,306,331</u> - <u>\$15,341,717</u> = <u>(2,035,386)</u> (actual) (estimated)			
F.	Total Company Over or (Under) Recovery from Page 4, Line 12		<u>(545,400)</u>	
G.	Grand Total Fuel Cost (D + E - F)		<u>\$14,396,830</u>	
H.	Fuel-Related PJM Billing Line Items			<u>October 2024</u>
				153,230
I.	ADJUSTED GRAND TOTAL FUEL COSTS (G + H)		<u><u>\$14,550,060</u></u>	

KENTUCKY POWER COMPANY**SALES SCHEDULE****Month Ended: October 2024**

		<u>Kilowatt-Hours</u>
A. Generation (Net)	(+)	152,494,000
Purchases Including Interchange In	(+)	<u>297,185,000</u>
Sub Total		449,679,000
B. Pumped Storage Energy	(+)	0
Inter-System Sales Including Interchange Out	(+)	28,730,000
System Losses	(+)	<u>21,018,704</u> *
Sub Total		<u>49,748,704</u>
Total Sales (A - B)		<u><u>399,930,296</u></u>

* Does not include 327,296 KWH of company usage.

KENTUCKY POWER COMPANY
OVER OR (UNDER) RECOVERY SCHEDULE

Month Ended: October 2024

Line No.			
1	FAC Rate Billed	(+)	0.01016
2	Retail KWH Billed at Above Rate	(x)	<u>403,312,019</u>
3	FAC Revenue/(Refund) (L1 * L2)		<u>4,097,650</u>
4	KWH Used to Determine Last FAC Rate Billed	(+)	463,052,563
5	Non-Jurisdictional KWH Included in L4	(-)	<u>6,747,814</u>
6	Kentucky Jurisdictional KWH Included in L4 (L4 - L5)		<u>456,304,749</u>
7	Recoverable FAC Revenue/(Refund) (L1 * L6)		4,636,056
8	Adjustment from prior periods		
9	Over or (Under) Recovery (L3 - L7)		(538,406)
10	Total Sales (Page 3)	(+)	399,930,296
11	Kentucky Jurisdictional Sales	(/)	<u>394,800,757</u>
12	Ratio of Total Sales to KY. Jurisdictional Sales (L9 / L10)		1.01299
13	Total Company Over or (Under) Recovery (L8 * L11)		<u><u>(545,400)</u></u>

KENTUCKY POWER COMPANY**FINAL
FUEL COST SCHEDULE****Month Ended: September 2024**

A. Company Generation				
Coal Burned	(+)			\$1,065,990
Oil Burned	(+)			339,748
Gas Burned	(+)			1,321,541
Fuel (jointly owned plant)	(+)			0
Fuel (assigned cost during Forced Outage)				
(67,001,593 KWH X \$0.027363)	(+)			1,833,365
Fuel (substitute for Forced Outage)	(-)			<u>0</u>
Sub-total				<u>4,560,644</u>
B. Purchases				
Net Energy Cost - Economy Purchases	(+)			0
Identifiable Fuel Cost - Other Purchases	(+)			11,403,278
Identifiable Fuel Cost (substitute for Forced Outage)				
(67,001,593 KWH X \$0.027946)	(-)			1,872,427
Purchase Adjustment for Peaking Unit Equivalent	(-)			176,068 (1)
Sub-total				<u>9,354,783</u>
C. Inter-System Sales Fuel Costs				<u>609,096</u>
D. SUB-TOTAL FUEL COST (A + B - C)				<u>\$13,306,331</u>
E. Fuel-Related PJM Billing Line Items			<u>September 2024</u>	-
F. GRAND TOTAL FUEL COSTS (D + E)				<u><u>\$13,306,331</u></u>

(1) As calculated in accordance with KPSC Order dated October 3, 2002 in Case No. 2000-495-B, and as modified by the Commission's January 18, 2018 Order in Case No. 2017-00179.

RECEIVED

OCT 18 2024

PUBLIC SERVICE
COMMISSION



An **AEP** Company

BOUNDLESS ENERGY™

DELIVERED VIA EMAIL TO PSCED@KY.GOV

October 18, 2024

Linda C. Bridwell
Executive Director
Public Service Commission of Kentucky
211 Sower Boulevard
Frankfort, KY 40602-0615

RE: Standard Fuel Adjustment Clause Filing

Dear Ms. Bridwell:

Enclosed are Kentucky Power Company's Fuel Adjustment Clause Schedules with supporting sales and fuel cost schedules for the November 2024 billing month. These calculations are based on estimated September 2024 fuel cost with an adjustment reflecting actual August 2024 fuel costs.

If you have any questions, please contact me at 614-906-6051.

Sincerely,

A handwritten signature in blue ink, appearing to read "Tanner S. Wolfram". The signature is fluid and cursive.

Tanner S. Wolfram
Director of Regulatory Services
Enclosure

KENTUCKY POWER COMPANY

SUMMARY OF ADJUSTMENT CLAUSES

Month Ended: September 2024

1 Fuel Adjustment Clause Factor (Page 1 of 5)	(+)	\$0.01250
2 System Sales Clause Factor	(+)	<u>\$0.00058</u> *
3 Total Adjustment Clause Factors		\$0.01308

Effective Month for Billing

November 2024

Submitted by:



(Signature)

Title:

Director of Regulatory Services

Date Submitted:

October 18, 2024


* See Form 1.0, 2024 System Sales Clause Update, August 15, 2024 filing in Post-Case Filings, Case No. 2023-00159.

KENTUCKY POWER COMPANY
FUEL ADJUSTMENT CLAUSE SCHEDULE

Month Ended: September 2024

Fuel Fm (Fuel Cost Schedule)	<u>\$15,416,748</u>		
Sales Sm (Sales Schedule)	399,193,129	(+)	0.03862
Fuel (Fb)	<u>\$12,810,858</u>		
Sales (Sb)	490,482,730	(-)	<u>0.02612 *</u>
			<u><u>0.01250</u></u>

Effective Month for Billing November 2024

Submitted by: 
(Signature)

Title: Director of Regulatory Services

Date Submitted: October 18, 2024

**Pursuant to PSC Order dated August 2, 2021 in Case No. 2021-00053.*

KENTUCKY POWER COMPANY**ESTIMATED FUEL COST SCHEDULE****Month Ended: September 2024**

A.	Company Generation			
	Coal Burned	(+)	\$1,065,990	
	Oil Burned	(+)	339,748	
	Gas Burned	(+)	1,321,541	
	Fuel (jointly owned plant)	(+)	0	
	Fuel (assigned cost during Forced Outage)	(+)	0	
	Fuel (substitute for Forced Outage)	(-)	0	
	Sub Total		<u>2,727,279</u>	
B.	Purchases			
	Net Energy Cost - Economy Purchases	(+)	0	
	Identifiable Fuel Cost - Other Purchases	(+)	13,218,989	
	Identifiable Fuel Cost (substitute for Forced Outage)	(-)	0	
	Sub Total		<u>13,218,989</u>	
C.	Inter-System Sales Fuel Costs		<u>604,551</u>	
	Sub Total		<u>604,551</u>	
D.	Total Fuel Cost (A + B - C)		<u><u>\$15,341,717</u></u>	
E.	Adjustment indicating the difference in actual fuel cost for the month of <u>August 2024</u> and the estimated cost originally reported.			
			<u>\$16,557,809</u>	-
			(actual)	
			<u>\$17,214,162</u>	=
			(estimated)	
				<u>(656,353)</u>
F.	Total Company Over or (Under) Recovery from Page 4, Line 12		<u>(639,116)</u>	
G.	Grand Total Fuel Cost (D + E - F)		<u>\$15,324,480</u>	
H.	Fuel-Related PJM Billing Line Items			<u>September 2024</u>
				92,268
I.	ADJUSTED GRAND TOTAL FUEL COSTS (G + H)		<u><u>\$15,416,748</u></u>	

KENTUCKY POWER COMPANY**SALES SCHEDULE****Month Ended: September 2024**

		<u>Kilowatt-Hours</u>
A. Generation (Net)	(+)	73,064,000
Purchases Including Interchange In	(+)	<u>356,825,000</u>
Sub Total		429,889,000
 B. Pumped Storage Energy	 (+)	 0
Inter-System Sales Including Interchange Out	(+)	10,901,000
System Losses	(+)	<u>19,794,871</u> *
Sub Total		<u>30,695,871</u>
Total Sales (A - B)		<u><u>399,193,129</u></u>

* Does not include 354,129 KWH of company usage.

KENTUCKY POWER COMPANY
OVER OR (UNDER) RECOVERY SCHEDULE

Month Ended: September 2024

Line No.			
1	FAC Rate Billed	(+)	0.01376
2	Retail KWH Billed at Above Rate	(x)	<u>424,929,712</u>
3	FAC Revenue/(Refund) (L1 * L2)		<u>5,847,033</u>
4	KWH Used to Determine Last FAC Rate Billed	(+)	477,823,165
5	Non-Jurisdictional KWH Included in L4	(-)	<u>7,076,014</u>
6	Kentucky Jurisdictional KWH Included in L4 (L4 - L5)		<u>470,747,151</u>
7	Recoverable FAC Revenue/(Refund) (L1 * L6)		6,477,481
8	Adjustment from prior periods		
9	Over or (Under) Recovery (L3 - L7)		(630,448)
10	Total Sales (Page 3)	(+)	399,193,129
11	Kentucky Jurisdictional Sales	(/)	<u>393,778,375</u>
12	Ratio of Total Sales to KY. Jurisdictional Sales (L9 / L10)		1.01375
13	Total Company Over or (Under) Recovery (L8 * L11)		<u><u>(639,116)</u></u>

KENTUCKY POWER COMPANY**FINAL
FUEL COST SCHEDULE****Month Ended: August 2024**

A. Company Generation			
Coal Burned	(+)		\$8,665,987
Oil Burned	(+)		213,404
Gas Burned	(+)		4,114,424
Fuel (jointly owned plant)	(+)		0
Fuel (assigned cost during Forced Outage)			
(5,496,092 KWH X \$0.030370)	(+)		166,916
Fuel (substitute for Forced Outage)	(-)		<u>0</u>
Sub-total			<u>13,160,731</u>
B. Purchases			
Net Energy Cost - Economy Purchases	(+)		0
Identifiable Fuel Cost - Other Purchases	(+)		5,980,934
Identifiable Fuel Cost (substitute for Forced Outage)			
(5,496,092 KWH X \$0.030574)	(-)		168,038
Purchase Adjustment for Peaking Unit Equivalent	(-)		552,687 (1)
Sub-total			<u>5,260,209</u>
C. Inter-System Sales Fuel Costs			<u>1,863,131</u>
D. SUB-TOTAL FUEL COST (A + B - C)			<u>\$16,557,809</u>
E. Fuel-Related PJM Billing Line Items		<u>August 2024</u>	27,017
F. GRAND TOTAL FUEL COSTS (D + E)			<u><u>\$16,584,826</u></u>

(1) As calculated in accordance with KPSC Order dated October 3, 2002 in Case No. 2000-495-B, and as modified by the Commission's January 18, 2018 Order in Case No. 2017-00179.

RECEIVED

SEP 17 2024

PUBLIC SERVICE
COMMISSION



An **AEP** Company

BOUNDLESS ENERGY™

DELIVERED VIA EMAIL TO PSCED@KY.GOV

September 17, 2024

Linda C. Bridwell
Executive Director
Public Service Commission of Kentucky
211 Sower Boulevard
Frankfort, KY 40602-0615

RE: Standard Fuel Adjustment Clause Filing

Dear Ms. Bridwell:

Enclosed are Kentucky Power Company's Fuel Adjustment Clause Schedules with supporting sales and fuel cost schedules for the October 2024 billing month. These calculations are based on estimated August 2024 fuel cost with an adjustment reflecting actual July 2024 fuel costs.

If you have any questions, please contact me at 614-906-6051.

Sincerely,

A handwritten signature in blue ink, appearing to read "Tanner S. Wolfram". The signature is fluid and cursive, with the first name being the most prominent.

Tanner S. Wolfram
Director of Regulatory Services
Enclosure

KENTUCKY POWER COMPANY
SUMMARY OF ADJUSTMENT CLAUSES

Month Ended: August 2024

1 Fuel Adjustment Clause Factor (Page 1 of 5)	(+)	\$0.01016	
2 System Sales Clause Factor	(+)	<u>\$0.00058</u>	*
3 Total Adjustment Clause Factors		\$0.01074	

Effective Month for Billing

October 2024

Submitted by:



(Signature)

Title:

Director of Regulatory Services

Date Submitted:

September 17, 2024

* See Form 1.0, 2024 System Sales Clause Update, August 15, 2024 filing in Post-Case Filings, Case No. 2023-00159.

KENTUCKY POWER COMPANY
FUEL ADJUSTMENT CLAUSE SCHEDULE

Month Ended: August 2024

Fuel Fm (Fuel Cost Schedule)	<u>\$16,800,320</u>		
Sales Sm (Sales Schedule)	463,052,563	(+)	0.03628
Fuel (Fb)	<u>\$12,810,858</u>		
Sales (Sb)	490,482,730	(-)	<u>0.02612</u> *
			<u><u>0.01016</u></u>

Effective Month for Billing October 2024

Submitted by: 
(Signature)

Title: Director of Regulatory Services

Date Submitted: September 17, 2024

**Pursuant to PSC Order dated August 2, 2021 in Case No. 2021-00053.*

KENTUCKY POWER COMPANY**ESTIMATED FUEL COST SCHEDULE****Month Ended: August 2024**

A.	Company Generation			
	Coal Burned	(+)	\$8,665,987	
	Oil Burned	(+)	213,404	
	Gas Burned	(+)	4,114,424	
	Fuel (jointly owned plant)	(+)	0	
	Fuel (assigned cost during Forced Outage)	(+)	0	
	Fuel (substitute for Forced Outage)	(-)	0	
	Sub Total		<u>12,993,815</u>	
B.	Purchases			
	Net Energy Cost - Economy Purchases	(+)	0	
	Identifiable Fuel Cost - Other Purchases	(+)	6,342,733	
	Identifiable Fuel Cost (substitute for Forced Outage)	(-)	0	
	Sub Total		<u>6,342,733</u>	
C.	Inter-System Sales Fuel Costs		<u>2,122,386</u>	
	Sub Total		<u>2,122,386</u>	
D.	Total Fuel Cost (A + B - C)		<u><u>\$17,214,162</u></u>	
E.	Adjustment indicating the difference in actual fuel cost for the month of <u>July 2024</u> and the estimated cost originally reported. <u>\$17,072,774</u> - <u>\$17,438,714</u> = <u>(365,940)</u> (actual) (estimated)			
F.	Total Company Over or (Under) Recovery from Page 4, Line 12		<u>74,919</u>	
G.	Grand Total Fuel Cost (D + E - F)		<u>\$16,773,303</u>	
H.	Fuel-Related PJM Billing Line Items <u>August 2024</u>		<u>27,017</u>	
I.	ADJUSTED GRAND TOTAL FUEL COSTS (G + H)		<u><u>\$16,800,320</u></u>	

KENTUCKY POWER COMPANY**SALES SCHEDULE****Month Ended: August 2024**

		<u>Kilowatt-Hours</u>
A. Generation (Net)	(+)	361,535,000
Purchases Including Interchange In	(+)	<u>174,651,000</u>
Sub Total		536,186,000
 B. Pumped Storage Energy	 (+)	 0
Inter-System Sales Including Interchange Out	(+)	49,751,000
System Losses	(+)	<u>23,382,437</u> *
Sub Total		<u>73,133,437</u>
Total Sales (A - B)		<u><u>463,052,563</u></u>

* Does not include 340,563 KWH of company usage.

KENTUCKY POWER COMPANY
OVER OR (UNDER) RECOVERY SCHEDULE

Month Ended: August 2024

<u>Line</u> <u>No.</u>			
1	FAC Rate Billed	(+)	0.01202
2	Retail KWH Billed at Above Rate	(x)	<u>457,517,498</u>
3	FAC Revenue/(Refund) (L1 * L2)		<u>5,499,360</u>
4	KWH Used to Determine Last FAC Rate Billed	(+)	457,765,100
5	Non-Jurisdictional KWH Included in L4	(-)	<u>6,389,643</u>
6	Kentucky Jurisdictional KWH Included in L4 (L4 - L5)		<u>451,375,457</u>
7	Recoverable FAC Revenue/(Refund) (L1 * L6)		5,425,533
8	Adjustment from prior periods		
9	Over or (Under) Recovery (L3 - L7)		73,827
10	Total Sales (Page 3)	(+)	463,052,563
11	Kentucky Jurisdictional Sales	(/)	<u>456,304,749</u>
12	Ratio of Total Sales to KY. Jurisdictional Sales (L9 / L10)		1.01479
13	Total Company Over or (Under) Recovery (L8 * L11)		<u><u>74,919</u></u>

KENTUCKY POWER COMPANY**FINAL
FUEL COST SCHEDULE****Month Ended: July 2024**

A. Company Generation			
Coal Burned	(+)	\$10,399,040	
Oil Burned	(+)	348,934	
Gas Burned	(+)	3,737,506	
Fuel (jointly owned plant)	(+)	0	
Fuel (assigned cost during Forced Outage)			
(0 KWH X \$0.000000)	(+)	0	
Fuel (substitute for Forced Outage)	(-)	<u>0</u>	
Sub-total			<u>14,485,480</u>
B. Purchases			
Net Energy Cost - Economy Purchases	(+)	0	
Identifiable Fuel Cost - Other Purchases	(+)	5,807,982	
Identifiable Fuel Cost (substitute for Forced Outage)			
(0 KWH X \$0.000000)	(-)	0	
Purchase Adjustment for Peaking Unit Equivalent	(-)	341,729 (1)	
Sub-total			<u>5,466,253</u>
C. Inter-System Sales Fuel Costs			<u>2,878,960</u>
D. SUB-TOTAL FUEL COST (A + B - C)			<u>\$17,072,774</u>
E. Fuel-Related PJM Billing Line Items		<u>July 2024</u>	1,503,866
F. GRAND TOTAL FUEL COSTS (D + E)			<u><u>\$18,576,640</u></u>

(1) As calculated in accordance with KPSC Order dated October 3, 2002 in Case No. 2000-495-B, and as modified by the Commission's January 18, 2018 Order in Case No. 2017-00179.

RECEIVED

AUG 19 2024

PUBLIC SERVICE
COMMISSION



An **AEP** Company

BOUNDLESS ENERGY™

DELIVERED VIA EMAIL TO PSCED@KY.GOV

August 19, 2024

Linda C. Bridwell
Executive Director
Public Service Commission of Kentucky
211 Sower Boulevard
Frankfort, KY 40602-0615

RE: Standard Fuel Adjustment Clause Filing

Dear Ms. Bridwell:

Enclosed are Kentucky Power Company's Fuel Adjustment Clause Schedules with supporting sales and fuel cost schedules for the September 2024 billing month. These calculations are based on estimated July 2024 fuel costs with an adjustment reflecting actual June 2024 fuel costs.

In addition, Page 2 of 5 (F1) includes an adjustment to reflect necessary corrections discovered during a recent audit of Kentucky Power Fuel Adjustment Clause Filings.

In the April 2024 expense month, the Company carried over an incorrect amount of purchased power during that month from its Power Tracker system to the calculation resulting in an understated peaking unit equivalent limitation. In other words, the Company inadvertently excluded from recovery through the FAC some purchased power expense that it was authorized to collect through that mechanism. The impact of the April 2023 error was an under-recovery of \$864,287.

In the July 2023 expense month, there was a spreadsheet error that caused certain input cells to reference blank cells. This spreadsheet error resulted in incorrect values being used in calculating forced outage expense and the peaking unit equivalent limitation during that expense month. The net impact of the July 2023 error was an under-recovery of \$47,427.

Included with this filing to assist the Commission with its review is:

- PDF of the original and revised fuel adjustment clause filings for April 2024 and July 2023 with impacted cells highlighted in pink;
- Excel comparative (“Attachment_1_Adjustment_Calc”) of the original and revised filings for April 2024 and July 2023 with impacted cells highlighted in pink;
- Excel file (“Attachment_2_Res_Impact”) to show the impact of this adjustment on the average residential customer;
- PDF of the original and revised fuel backups for both April 2024 and July 2023 with changes highlighted in pink; and
- Original and revised versions of the supporting spreadsheet (Attachment_3a through Attachment_4b) that resulted in the errors within the respective months as identified in this letter.

If you have any questions, please contact me at 614-906-6051.

Sincerely,

A handwritten signature in blue ink that reads "Tanner S. Wolfram". The signature is written in a cursive, flowing style.

Tanner S. Wolfram
Director Regulatory Services
Enclosure

KENTUCKY POWER COMPANY
SUMMARY OF ADJUSTMENT CLAUSES

Month Ended: July 2024

1	Fuel Adjustment Clause Factor (Page 1 of 5)	(+)	\$0.01376
2	System Sales Clause Factor	(+)	<u>\$0.00016</u> *
3	Total Adjustment Clause Factors		\$0.01392

Effective Month for Billing

September 2024

Submitted by:



(Signature)

Title:

Director of Regulatory Services

Date Submitted:

August 19, 2024


* See Form 1.0, 2023 System Sales Clause Update, August 14, 2023 filing in Post-Case Filings, Case No. 2020-00174.

KENTUCKY POWER COMPANY
FUEL ADJUSTMENT CLAUSE SCHEDULE

Month Ended: July 2024

Fuel Fm (Fuel Cost Schedule)	<u>\$19,053,272</u>		
Sales Sm (Sales Schedule)	477,823,165	(+)	0.03988
Fuel (Fb)	<u>\$12,810,858</u>		
Sales (Sb)	490,482,730	(-)	<u>0.02612</u> *
			<u><u>0.01376</u></u>

Effective Month for Billing September 2024

Submitted by: 
(Signature)

Title: Director of Regulatory Services

Date Submitted: August 19, 2024

**Pursuant to PSC Order dated August 2, 2021 in Case No. 2021-00053.*

KENTUCKY POWER COMPANY
ESTIMATED FUEL COST SCHEDULE

Month Ended: July 2024

A.	Company Generation		
	Coal Burned	(+)	\$10,399,040
	Oil Burned	(+)	348,835
	Gas Burned	(+)	3,737,506
	Fuel (jointly owned plant)	(+)	0
	Fuel (assigned cost during Forced Outage)	(+)	0
	Fuel (substitute for Forced Outage)	(-)	0
	Sub Total		<u>14,485,381</u>
B.	Purchases		
	Net Energy Cost - Economy Purchases	(+)	0
	Identifiable Fuel Cost - Other Purchases	(+)	6,090,275
	Identifiable Fuel Cost (substitute for Forced Outage)	(-)	0
	Sub Total		<u>6,090,275</u>
C.	Inter-System Sales Fuel Costs		<u>3,136,942</u>
	Sub Total		<u>3,136,942</u>
D.	Total Fuel Cost (A + B - C)		<u><u>\$17,438,714</u></u>
E.	Adjustment indicating the difference in actual fuel cost for the month of <u>June 2024</u> and the estimated cost originally reported. <u>\$15,783,594</u> - <u>\$16,452,367</u> = <u>(668,774)</u> (actual) (estimated)		
F.	Total Company Over or (Under) Recovery from Page 4, Line 12		<u>132,248</u>
F1.	Under-Recovery from April 2024 and July 2023		<u>911,714</u>
G.	Grand Total Fuel Cost (D + E - F)		<u>\$17,549,407</u>
H.	Fuel-Related PJM Billing Line Items <u>July 2024</u>		1,503,866
I.	ADJUSTED GRAND TOTAL FUEL COSTS (G + H)		<u><u>\$19,053,272</u></u>

KENTUCKY POWER COMPANY**SALES SCHEDULE****Month Ended: July 2024**

		<u>Kilowatt-Hours</u>
A. Generation (Net)	(+)	429,775,000
Purchases Including Interchange In	(+)	<u>128,951,000</u>
Sub Total		558,726,000
B. Pumped Storage Energy	(+)	0
Inter-System Sales Including Interchange Out	(+)	55,537,000
System Losses	(+)	<u>25,365,835</u> *
Sub Total		<u>80,902,835</u>
Total Sales (A - B)		<u><u>477,823,165</u></u>

* Does not include 352,165 KWH of company usage.

KENTUCKY POWER COMPANY
OVER OR (UNDER) RECOVERY SCHEDULE

Month Ended: July 2024

Line No.			
1	FAC Rate Billed	(+)	0.00212
2	Retail KWH Billed at Above Rate	(x)	<u>467,867,039</u>
3	FAC Revenue/(Refund) (L1 * L2)		<u>991,878</u>
4	KWH Used to Determine Last FAC Rate Billed	(+)	411,878,407
5	Non-Jurisdictional KWH Included in L4	(-)	<u>5,468,779</u>
6	Kentucky Jurisdictional KWH Included in L4 (L4 - L5)		<u>406,409,628</u>
7	Recoverable FAC Revenue/(Refund) (L1 * L6)		861,588
8	Over or (Under) Recovery (L3 - L7)		130,290
9	Total Sales (Page 3)	(+)	477,823,165
10	Kentucky Jurisdictional Sales	(/)	<u>470,747,151</u>
11	Ratio of Total Sales to KY. Jurisdictional Sales (L9 / L10)		1.01503
12	Total Company Over or (Under) Recovery (L8 * L11)		<u><u>132,248</u></u>

KENTUCKY POWER COMPANY

FINAL
FUEL COST SCHEDULEMonth Ended: **June 2024**

A. Company Generation			
Coal Burned	(+)	\$10,602,993	
Oil Burned	(+)	342,039	
Gas Burned	(+)	3,166,494	
Fuel (jointly owned plant)	(+)	0	
Fuel (assigned cost during Forced Outage)			
(1,076,890 KWH X \$0.038598)	(+)	41,566	
Fuel (substitute for Forced Outage)	(-)	<u>0</u>	
Sub-total			<u>14,153,092</u>
B. Purchases			
Net Energy Cost - Economy Purchases	(+)	0	
Identifiable Fuel Cost - Other Purchases	(+)	4,142,188	
Identifiable Fuel Cost (substitute for Forced Outage)			
(1,076,890 KWH X \$0.058163)	(-)	62,635	
Purchase Adjustment for Peaking Unit Equivalent	(-)	66,373 (1)	
Sub-total			<u>4,013,179</u>
C. Inter-System Sales Fuel Costs			<u>2,382,677</u>
D. SUB-TOTAL FUEL COST (A + B - C)			<u>\$15,783,594</u>
E. Fuel-Related PJM Billing Line Items		<u>June 2024</u>	1,040,687
F. GRAND TOTAL FUEL COSTS (D + E)			<u><u>\$16,824,281</u></u>

(1) As calculated in accordance with KPSC Order dated October 3, 2002 in Case No. 2000-495-B, and as modified by the Commission's January 18, 2018 Order in Case No. 2017-00179.

April 2024 (FAC Page 5 of 5)
Fuel Adjustment Clause Filing



An **AEP** Company

BOUNDLESS ENERGY™

DELIVERED VIA EMAIL TO PSCED@KY.GOV

June 18, 2024

Linda C. Bridwell
Executive Director
Public Service Commission of Kentucky
211 Sower Boulevard
Frankfort, KY 40602-0615

RE: Standard Fuel Adjustment Clause Filing

Dear Ms. Bridwell:

Enclosed are Kentucky Power Company's Fuel Adjustment Clause Schedules with supporting sales and fuel cost schedules for the July 2024 billing month. These calculations are based on estimated May 2024 fuel cost with an adjustment reflecting actual April 2024 fuel costs.

If you have any questions, please contact me at 606-327-2603.

Sincerely,

A handwritten signature in blue ink, appearing to read "Brian K. West". The signature is fluid and cursive, with a long horizontal stroke extending to the right.

Brian K. West
Vice President, Regulatory & Finance
Enclosure

KENTUCKY POWER COMPANY
SUMMARY OF ADJUSTMENT CLAUSES

Month Ended: May 2024

1	Fuel Adjustment Clause Factor (Page 1 of 5)	(+)	\$0.00212
2	System Sales Clause Factor	(+)	<u>\$0.00016</u> *
3	Total Adjustment Clause Factors		\$0.00228

Effective Month for Billing

July 2024

Submitted by:



(Signature)

Title:

Vice President, Regulatory & Finance

Date Submitted:

June 18, 2024

* See Form 1.0, 2023 System Sales Clause Update, August 14, 2023 filing in Post-Case Filings, Case No. 2020-00174.

KENTUCKY POWER COMPANY
FUEL ADJUSTMENT CLAUSE SCHEDULE

	Month Ended:	May 2024	
Fuel Fm (Fuel Cost Schedule)	<u>\$11,630,736</u>		
Sales Sm (Sales Schedule)	411,878,407	(+)	0.02824
Fuel (Fb)	<u>\$12,810,858</u>		
Sales (Sb)	490,482,730	(-)	<u>0.02612</u> *
			<u>0.00212</u>

Effective Month for Billing July 2024

Submitted by: 
(Signature)

Title: Vice President, Regulatory & Finance

Date Submitted: June 18, 2024

*Pursuant to PSC Order dated August 2, 2021 in Case No. 2021-00053.

KENTUCKY POWER COMPANY

ESTIMATED FUEL COST SCHEDULE

Month Ended: May 2024

A.	Company Generation			
	Coal Burned	(+)	\$1,353,751	
	Oil Burned	(+)	347,955	
	Gas Burned	(+)	3,085,398	
	Fuel (jointly owned plant)	(+)	0	
	Fuel (assigned cost during Forced Outage)	(+)	0	
	Fuel (substitute for Forced Outage)	(-)	0	
	Sub Total		<u>4,787,104</u>	
B.	Purchases			
	Net Energy Cost - Economy Purchases	(+)	0	
	Identifiable Fuel Cost - Other Purchases	(+)	8,636,530	
	Identifiable Fuel Cost (substitute for Forced Outage)	(-)	0	
	Sub Total		<u>8,636,530</u>	
C.	Inter-System Sales Fuel Costs		<u>686,391</u>	
	Sub Total		686,391	
D.	Total Fuel Cost (A + B - C)		<u><u>\$12,737,243</u></u>	
E.	Adjustment indicating the difference in actual fuel cost for the month of <u>April 2024</u> and the estimated cost originally reported.			
			<u>\$11,430,610</u>	-
			(actual)	
			<u>\$12,789,462</u>	=
			(estimated)	
				<u>(1,358,852)</u>
F.	Total Company Over or (Under) Recovery from Page 4, Line 12		<u>(602,460)</u>	
G.	Grand Total Fuel Cost (D + E - F)		<u>\$11,980,851</u>	
H.	Fuel-Related PJM Billing Line Items			
			<u>May 2024</u>	
				(350,115)
I.	ADJUSTED GRAND TOTAL FUEL COSTS (G + H)		<u><u>\$11,630,736</u></u>	

KENTUCKY POWER COMPANY**SALES SCHEDULE****Month Ended: May 2024**

		<u>Kilowatt-Hours</u>
A. Generation (Net)	(+)	161,071,000
Purchases Including Interchange In	(+)	<u>292,269,000</u>
Sub Total		453,340,000
B. Pumped Storage Energy	(+)	0
Inter-System Sales Including Interchange Out	(+)	20,799,000
System Losses	(+)	<u>20,662,593</u> *
Sub Total		<u>41,461,593</u>
Total Sales (A - B)		<u><u>411,878,407</u></u>

* Does not include 281,407 KWH of company usage.

KENTUCKY POWER COMPANY
OVER OR (UNDER) RECOVERY SCHEDULE

Month Ended: May 2024

Line No.			
1	FAC Rate Billed	(+)	0.01290
2	Retail KWH Billed at Above Rate	(x)	<u>373,320,238</u>
3	FAC Revenue/(Refund) (L1 * L2)		<u>4,815,831</u>
4	KWH Used to Determine Last FAC Rate Billed	(+)	425,311,577
5	Non-Jurisdictional KWH Included in L4	(-)	<u>5,909,318</u>
6	Kentucky Jurisdictional KWH Included in L4 (L4 - L5)		<u>419,402,259</u>
7	Recoverable FAC Revenue/(Refund) (L1 * L6)		5,410,289
8	Over or (Under) Recovery (L3 - L7)		(594,458)
9	Total Sales (Page 3)	(+)	411,878,407
10	Kentucky Jurisdictional Sales	(/)	<u>406,409,628</u>
11	Ratio of Total Sales to KY. Jurisdictional Sales (L9 / L10)		1.01346
12	Total Company Over or (Under) Recovery (L8 * L11)		<u><u>(602,460)</u></u>

KENTUCKY POWER COMPANY

FINAL
FUEL COST SCHEDULE

Month Ended: April 2024

A. Company Generation					
Coal Burned				(+)	\$2,942,491
Oil Burned				(+)	52,688
Gas Burned				(+)	3,071,457
Fuel (jointly owned plant)				(+)	0
Fuel (assigned cost during Forced Outage)					
(0	KWH X	\$0.000000)	(+)	0
Fuel (substitute for Forced Outage)				(-)	<u>0</u>
			Sub-total		<u>6,066,636</u>
B. Purchases					
Net Energy Cost - Economy Purchases				(+)	0
Identifiable Fuel Cost - Other Purchases				(+)	6,987,008
Identifiable Fuel Cost (substitute for Forced Outage)					
(0	KWH X	\$0.000000)	(-)	0
Purchase Adjustment for Peaking Unit Equivalent				(-)	954,125 (1)
			Sub-total		<u>6,032,883</u>
C. Inter-System Sales Fuel Costs					<u>668,909</u>
D. SUB-TOTAL FUEL COST (A + B - C)					<u>\$11,430,610</u>
E. Fuel-Related PJM Billing Line Items					
			<u>April 2024</u>		362,161
F. GRAND TOTAL FUEL COSTS (D + E)					<u><u>\$11,792,771</u></u>

(1) As calculated in accordance with KPSC Order dated October 3, 2002 in Case No. 2000-495-B, and as modified by the Commission's January 18, 2018 Order in Case No. 2017-00179.

KENTUCKY POWER COMPANY
SUMMARY OF ADJUSTMENT CLAUSES

Month Ended: May 2024

- | | |
|---|------------------------|
| 1 Fuel Adjustment Clause Factor (Page 1 of 5) | (+) \$0.00422 |
| 2 System Sales Clause Factor | (+) <u>\$0.00016</u> * |
| 3 Total Adjustment Clause Factors | \$0.00438 |

Effective Month for Billing

Adjustment Within September FAC Billing Rate

Submitted by:



(Signature)

Title:

Director Regulatory Services

Date Submitted:

August 19, 2024

* See Form 1.0, 2023 System Sales Clause Update, August 14, 2023 filing in Post-Case Filings, Case No. 2020-00174.

KENTUCKY POWER COMPANY
FUEL ADJUSTMENT CLAUSE SCHEDULE

Month Ended: May 2024

Fuel Fm (Fuel Cost Schedule)	<u>\$12,495,023</u>		
Sales Sm (Sales Schedule)	411,878,407	(+)	<u>0.03034</u>
Fuel (Fb)	<u>\$12,810,858</u>		
Sales (Sb)	490,482,730	(-)	<u>0.02612 *</u>
			<u>0.00422</u>

Effective Month for Billing

Adjustment Within September FAC Billing Rate

Submitted by:



(Signature)

Title:

Director Regulatory Services

Date Submitted:

August 19, 2024

*Pursuant to PSC Order dated August 2, 2021 in Case No. 2021-00053.

KENTUCKY POWER COMPANY

ESTIMATED FUEL COST SCHEDULE

Month Ended: May 2024

A. Company Generation			
Coal Burned	(+)	\$1,353,751	
Oil Burned	(+)	347,955	
Gas Burned	(+)	3,085,398	
Fuel (jointly owned plant)	(+)	0	
Fuel (assigned cost during Forced Outage)	(+)	0	
Fuel (substitute for Forced Outage)	(-)	0	
Sub Total		<u>4,787,104</u>	
B. Purchases			
Net Energy Cost - Economy Purchases	(+)	0	
Identifiable Fuel Cost - Other Purchases	(+)	8,636,530	
Identifiable Fuel Cost (substitute for Forced Outage)	(-)	0	
Sub Total		<u>8,636,530</u>	
C. Inter-System Sales Fuel Costs		<u>686,391</u>	
Sub Total		<u>686,391</u>	
D. Total Fuel Cost (A + B - C)		<u><u>\$12,737,243</u></u>	
E. Adjustment indicating the difference in actual fuel cost for the month of <u>April 2024</u> and the estimated cost originally reported.			
		<u>\$12,294,897</u>	-
	(actual)		<u>\$12,789,462</u>
			(estimated)
			=
			<u>(494,565)</u>
F. Total Company Over or (Under) Recovery from Page 4, Line 12		<u>(602,460)</u>	
G. Grand Total Fuel Cost (D + E - F)		<u>\$12,845,138</u>	
H. Fuel-Related PJM Billing Line Items	<u>May 2024</u>		(350,115)
I. ADJUSTED GRAND TOTAL FUEL COSTS (G + H)		<u><u>\$12,495,023</u></u>	

KENTUCKY POWER COMPANY

SALES SCHEDULE

Month Ended: May 2024

		<u>Kilowatt-Hours</u>
A. Generation (Net)	(+)	161,071,000
Purchases Including Interchange In	(+)	<u>292,269,000</u>
Sub Total		453,340,000
B. Pumped Storage Energy	(+)	0
Inter-System Sales Including Interchange Out	(+)	20,799,000
System Losses	(+)	<u>20,662,593</u> *
Sub Total		<u>41,461,593</u>
Total Sales (A - B)		<u><u>411,878,407</u></u>

* Does not include 281,407 KWH of company usage.

KENTUCKY POWER COMPANY
OVER OR (UNDER) RECOVERY SCHEDULE

Month Ended: May 2024

<u>Line</u> <u>No.</u>			
1	FAC Rate Billed	(+)	0.01290
2	Retail KWH Billed at Above Rate	(x)	<u>373,320,238</u>
3	FAC Revenue/(Refund) (L1 * L2)		<u>4,815,831</u>
4	KWH Used to Determine Last FAC Rate Billed	(+)	425,311,577
5	Non-Jurisdictional KWH Included in L4	(-)	<u>5,909,318</u>
6	Kentucky Jurisdictional KWH Included in L4 (L4 - L5)		<u>419,402,259</u>
7	Recoverable FAC Revenue/(Refund) (L1 * L6)		5,410,289
8	Over or (Under) Recovery (L3 - L7)		(594,458)
9	Total Sales (Page 3)	(+)	411,878,407
10	Kentucky Jurisdictional Sales	(/)	<u>406,409,628</u>
11	Ratio of Total Sales to KY. Jurisdictional Sales (L9 / L10)		1.01346
12	Total Company Over or (Under) Recovery (L8 * L11)		<u><u>(602,460)</u></u>

KENTUCKY POWER COMPANY

**FINAL
 FUEL COST SCHEDULE**

Month Ended: April 2024

A. Company Generation					
				(+)	\$2,942,491
				(+)	52,688
				(+)	3,071,457
				(+)	0
				(+)	0
	(0	KWH X \$0.000000)	(+)	0
				(-)	<u>0</u>
					<u>6,066,636</u>
B. Purchases					
				(+)	0
				(+)	6,987,008
				(-)	0
	(0	KWH X \$0.000000)	(-)	89,838 (1)
				(-)	<u>89,838 (1)</u>
					<u>6,897,170</u>
C. Inter-System Sales Fuel Costs					<u>668,909</u>
D. SUB-TOTAL FUEL COST (A + B - C)					<u>\$12,294,897</u>
E. Fuel-Related PJM Billing Line Items					
			<u>April 2024</u>		362,161
F. GRAND TOTAL FUEL COSTS (D + E)					<u><u>\$12,657,058</u></u>

(1) As calculated in accordance with KPSC Order dated October 3, 2002 in Case No. 2000-495-B, and as modified by the Commission's January 18, 2018 Order in Case No. 2017-00179.

April 2024
Fuel Adjustment Clause Backup Filing



An **AEP** Company

BOUNDLESS ENERGY™

DELIVERED VIA EMAIL TO PSCED@KY.GOV

June 14, 2024

Linda C. Bridwell
Executive Director
Kentucky Public Service Commission
211 Sower Blvd.
Frankfort, Kentucky 40602-0615

RE: THE STANDARD FUEL ADJUSTMENT CLAUSE BACKUP FILING

Dear Ms. Bridwell:

In compliance with the Commission's Order dated November 25, 1981 in Case No. 8058-A, Kentucky Power is forwarding herewith for the month of April, 2024 the required backup information for the fuel adjustment clause applied to customers' bills in the month of June, 2024:

1. Fuel Inventory Schedule – Coal
2. Fuel Inventory Schedule – Gas
3. Fuel Inventory Schedule – Oil
4. Fuel Purchase Schedule – Coal
5. Fuel Purchase Schedule – Gas
6. Fuel Purchase Schedule – Oil
7. Power Transaction Schedule
8. Unit Performance Data
9. Fuel-Related PJM Billing Line Items

Pursuant to the Commission's Order dated October 3, 2002 in Case No. 2000-495-B, and as modified by the Commission's January 18, 2018 Order in Case No. 2017-00179, the Company began using the peaking unit equivalent approach to calculate the level of non-economy purchased power costs to flow through the fuel adjustment clause in the actual fuel costs. These fuel costs are documented on the attached Power Transaction Schedule.

In accordance with the Commission's letter dated June 13, 2014, fuel contracts will be filed electronically.

Should you have any questions, please contact me at (606) 327-2603.

Sincerely,

A handwritten signature in blue ink, appearing to read "Brian K. West". The signature is fluid and cursive, with a long horizontal stroke at the end.

Brian K. West
Vice President, Regulatory & Finance

Attachment

KENTUCKY POWER COMPANY
ANALYSIS OF COAL PURCHASES
April 2024

<u>Station and Supplier</u> (a)	<u>P</u> (b)	<u>P</u> (c)	<u>P</u> (c1)	<u>M</u> (d)	<u>ST</u> (e)	<u>Tons</u> <u>Purchased</u> (f)	<u>BTU</u> <u>Per LB.</u> (g)	<u>No.</u> <u>MMBTU</u> <u>Per Ton</u> (h)	<u>FOB Mine</u> <u>Price</u> <u>Cents Per</u> <u>Per Ton</u> <u>MMBTU</u> (i) (j)		<u>Trans Cost</u> <u>Per</u> <u>Cents Per</u> <u>Ton</u> <u>MMBTU</u> (k) (l)		<u>Delivered Cost</u> <u>Per</u> <u>Cents Per</u> % <u>Ton</u> <u>MMBTU</u> <u>Sulfur</u> <u>Ash</u> <u>H2O</u> (m) (n) (o) (p) (q)					
	TOTAL KENTUCKY POWER																	
ACNR Coal Sales, Inc.	P	07-77-05-900	A	C	WV	35,335.00	12,897	25.79	42.76	165.78	0.00	0.00	42.76	165.78	2.01	7.24	7.24	
Alpha Thermal CS Company	P	03-00-21-9M3	A	B	WV	7,814.40	12,451	24.90	78.12	313.73	7.73	31.03	85.85	344.76	0.89	10.49	7.07	
Blackhawk Coal Sales	P	03-00-23-9M3	A	B	WV	3,339.20	12,187	24.37	154.25	632.96	7.70	31.58	161.95	664.54	0.77	11.17	7.67	
Alliance	P	03-00-22-9M3	A	B	WV	9,531.00	12,593	25.19	90.24	358.25	0.55	2.18	90.79	360.43	2.70	8.56	6.97	
Pocahontas Sales and Logistics	P	03-00-23-002	A	B	WV	7,468.24	12,702	25.40	160.33	631.24	7.67	30.18	168.00	661.42	0.82	7.50	7.99	
Blackhawk Coal Sales	P	03-00-21-9M4	A	B	WV	8,261.95	12,134	24.27	74.22	305.83	7.70	31.71	81.92	337.54	0.84	11.87	7.28	
BAMM, Inc.	P	03-00-21-003	A	B	KY	1,524.10	12,475	24.95	80.33	321.98	8.15	32.68	88.49	354.67	0.99	7.65	8.00	
TOTAL SYSTEM WEIGHTED AVERAGE						73,273.89	12,663	25.32	74.10	294.36	3.07	12.36	77.16	306.73	1.65	8.49	7.30	

(b) PDBU = Producer, Broker, Distributor or Utility

(c) POCN = Purchase Order or Contract Number

(c1) PT = Product Type

By contract, Product Types designate different commodity sources (mines)

(d) MT = Mode of Transportation

Designated by Symbol

R = Rail

B = Barge

T = Truck

C = Conveyor Belt

P = Pipeline

(e) ST = State of origin

KENTUCKY POWER COMPANY
ANALYSIS OF COAL PURCHASES
April 2024

Station and Supplier (a)	P B D U	P O C N	P M	M	ST	Tons Purchased	BTU Per LB.	No. MMBTU Per Ton	FOB Mine Price Per Ton	Cents Per MMBTU	Trans Cost (A) (B) Per Ton	Cents Per MMBTU	Delivered Cost Per Ton	Cents Per MMBTU	% Sulfur	% Ash	% H2O
	(b)	(c)	(c1)	(d)	(e)	(f)	(g)	(h)	(i)	(j)	(k)	(l)	(m)	(n)	(o)	(p)	(q)
MITCHELL PLANT																	
Long Term Contracts:											(A) (B)						
ACNR Coal Sales, Inc.	P	07-77-05-900	A	C	WV	70,670.00	12,897	25.79	42.76	165.78	0.00	42.76	165.78	2.01	7.24	7.24	
Alpha Thermal CS Company	P	03-00-21-9M3	A	B	WV	15,628.80	12,451	24.90	78.12	313.73	7.73	31.03	85.85	344.76	0.89	10.49	7.07
Blackhawk Coal Sales	P	03-00-23-9M3	A	B	WV	6,678.40	12,187	24.37	154.25	632.96	7.70	31.58	161.95	664.54	0.77	11.17	7.67
Alliance	P	03-00-22-9M3	A	B	WV	19,062.00	12,593	25.19	90.24	358.25	0.55	2.18	90.79	360.43	2.70	8.56	6.97
Pocahontas Sales and Logistics	P	03-00-23-002	A	B	WV	14,936.47	12,702	25.40	160.33	631.24	7.67	30.18	168.00	661.42	0.82	7.50	7.99
Blackhawk Coal Sales	P	03-00-21-9M4	A	B	WV	16,523.90	12,134	24.27	74.22	305.83	7.70	31.71	81.92	337.54	0.84	11.87	7.28
BAMM, Inc.	P	03-00-21-003	A	B	KY	3,048.20	12,475	24.95	80.33	321.98	8.15	32.68	88.49	354.67	0.99	7.65	8.00
Station Weighted Average						146,547.77	12,663	25.32	74.10	294.36	3.07	12.36	77.16	306.73	1.65	8.49	7.30
Spot Market:											(A) (B)						
Station Weighted Average						-	-	-	-	-	-	-	-	-	-	-	-
TOTAL STATION WEIGHTED AVERAGE						146,547.77	12,663	25.32	74.10	294.36	3.07	12.36	77.16	306.73	1.65	8.49	7.30

Notes

(A) There were demurrage charges of \$7,400 (\$3,700 KYPCo share) so the transportation costs reported for April 2024 are higher compared to historical and contractual amounts.
 (B) Total Station Weighted Average Transportation Costs includes the ACNR Coal Sales, Inc. ("ACNR", formerly Consolidation Coal Company) contract which has no associated transportation costs. ACNR assumed the former Consolidation Coal Company's contract as part of the sale of Murray Energy's assets.
 (C) Contura Energy, Inc. changed its name to Alpha Metallurgical Resources, Inc. In connection with this initiative all Contura Coal Sales, LLC thermal coal sales contracts are now using the Alpha Thermal Coal Sales Company name.

ANALYSIS OF OIL PURCHASES

Supplier	P B D U	P O C N	M	Station Name	Gal or Cu. Ft. Purchased	BTU per Unit	Delivered Cost Per Gal	Cents Per MMBTU
Marathon Petroleum LP	P	03-FO-22-001	T	Mitchell	180,506.00	138,500.00	2.89	2,086.46

MITCHELL PLANT - KENTUCKY POWER SHARE OF PURCHASES

Kentucky Power Share of Oil Receipts	90,253.00			
Mitchell Total Oil Receipts	180,506.00			
Mitchell - Kentucky Power Oil Receipts Ratio	50.00%			
Marathon Petroleum LP	P	03-FO-22-001	T	90,253.00

(b) PDBU = Producer, Broker, Distributor or Utility	(d) MT = Mode of Transportation Designated by Symbol
(c) POCN = Purchase Order or Contract Number	R = Rail
(c1) PT = Product Type By contract, Product Types designate different commodity sources (mines)	B = Barge
	T = Truck
	C = Conveyor Belt
	P = Pipeline
	(e) ST = State of origin

KENTUCKY POWER COMPANY
ANALYSIS OF GAS PURCHASES
April 2024

<u>Supplier</u> (a)	<u>P O C N</u> (b)	<u>M T</u> (c)	<u>Station Name</u> (d)	<u>Gross MMBTU Purchased</u> (e)	<u>Net MMBTU Purchased</u> (f)	<u>Delivered Cost \$</u> (g)	<u>Gross \$ Per MMBTU</u> (h)	<u>Net \$ Per MMBTU</u> (i)	<u>% SO2</u> (j)
J ARON	-	P	Big Sandy	960,000	939,540	2,489,280.00	2.59	2.65	-
MACQUARIE	-	P	Big Sandy	280,000	274,033	414,862.50	1.48	1.51	-
Columbia Gas	173522 & 177527	P	Big Sandy			30,861.40	0.00		-
Columbia Gas - Reservation Fee	173522	P	Big Sandy			501,989.04	0.00		-
				<u>1,240,000</u>	<u>1,213,573</u>	<u>3,436,992.94</u>			

(b) POCN = Purchase Order or Contract Number

(c) MT = Mode of Transportation
Designated by Symbol
R =Rail
B =Barge
T =Truck
C =Conveyor Belt
P =Pipeline

(j) % of sulfur in natural gas is not applicable

**KENTUCKY POWER COMPANY
MITCHELL PLANT - KPCO SHARE
April-2024**

COAL INVENTORY SCHEDULE

		<u>Tons</u>	<u>Amount</u>	<u>Per Unit</u>
Beginning Inventory		646,518.85	\$65,963,844.99	\$102.0293
Purchases		73,273.88	\$5,654,066.69	\$77.1635
Adjustments	1	0.00	\$0.00	\$0.0000
Sub-Total		719,792.73	\$71,617,911.68	\$99.4980
Less Coal Burned		31,791.50	\$2,942,490.98	\$92.5559
Ending Inventory		688,001.23	\$68,675,420.70	\$99.8187

1 No Coal Pile Survey Adjustment this reporting period.

**KENTUCKY POWER COMPANY
BIG SANDY PLANT
April 2024**

GAS INVENTORY SCHEDULE

	<u>MMBTU</u>	<u>Amount</u>	<u>\$/MMBTU</u>
Beginning Inventory ⁽¹⁾	(31,899.00)	\$ (40,511.73)	\$1.2700
Purchases	1,213,573.00	\$ 3,436,992.94	\$2.8321
Gas Sales	-320,000.00	\$ (408,640.00)	\$1.2770
Adjustments(Imbalance point usage)	0.00	\$ -	\$0.0000
Sub-Total	861,674.00	\$ 2,987,841.21	\$3.4675
Less Disposed			
Generation	919,617.00	\$ 3,071,456.95	\$3.3399
Loss or (Gain) on Sale	0.00	\$ (177.83)	\$0.0000
Other(Tax expense)	0.00	\$ -	\$0.0000
Ending Inventory ⁽¹⁾	(57,943.00)	\$ (83,437.91)	\$1.4400

⁽¹⁾ Due to purchases of natural gas being day ahead, consumption may differ from purchased natural gas leading to an imbalance at the beginning or end of every month.

**KENTUCKY POWER COMPANY
MITCHELL PLANT - KPCO SHARE
April-2024**

OIL INVENTORY SCHEDULE

	<u>Gallons</u>	<u>Amount</u>	<u>Per Unit</u>
Beginning Inventory	350,969.14	\$1,006,756.92	\$2.8685
Purchases	90,253.00	\$260,808.64	\$2.8898
Adjustments	0.00	\$0.00	\$0.0000
Sub-Total	441,222.14	\$1,267,565.56	\$2.8729
Less Disposed			
Generation	18,340.00	\$52,688.09	\$2.8729
Chemical Cleaning/Other	0.00	\$0.00	\$0.0000
Ending Inventory	422,882.14	\$1,214,877.47	\$2.8729

**KENTUCKY POWER COMPANY
POWER TRANSACTION SCHEDULE
April 2024**

TRANSACTION TYPES *

SPOT MARKET ENERGY - DA	PJM MARKET SPOT ENERGY - DAY AHEAD
SPOT MARKET ENERGY - BAL	PJM MARKET SPOT ENERGY - BALANCING

* Due to voluminous transactions, they are aggregated by type rather than by interconnected utility.

PURCHASES

TRANSACTION TYPE	BILLING COMPONENTS				
	MWH	FUEL CHARGE	DEMAND	OTHER CHARGES	TOTAL CHARGES
		(\$)	(\$)	(\$)	(\$)
SPOT MARKET ENERGY - BAL	48,258	1,408,616.38	0.00	0.00	1,408,616.38
SPOT MARKET ENERGY - DA	220,234	5,578,391.22	0.00	0.00	5,578,391.22
Subtotal:	268,492 ⁽¹⁾	6,987,007.60	0.00	0.00	6,987,007.60
ROCKPORT UNIT #1 - LEASE	0	0.00	0.00	0.00	0.00
ROCKPORT UNIT #2 - LEASE	0	0.00	0.00	0.00	0.00
Subtotal:	0	0.00	0.00	0.00	0.00
INTERRUPTIBLE BUY/THROUGH	0	0.00	0.00	0.00	0.00
TOTALS:	268,492	6,987,007.60	0.00	0.00	6,987,007.60

⁽¹⁾ SME PURCHASES - ALLOCATED TO SYSTEM SALES:
SME PURCHASES - ALLOCATED TO INTERNAL CUSTOMERS:
ROCKPORT PURCHASES - ALLOCATED TO SYSTEM SALES:
ROCKPORT PURCHASES - ALLOCATED TO INTERNAL CUSTOMERS:

MWH	Total Energy Charges
11,234	331,341.30
257,258	6,655,666.30
0	0.00
0	0.00
<u>268,492</u>	<u>6,987,007.60</u>
<u>0</u>	<u>0.00</u>
268,492	6,987,007.60

LESS: PJM IMPLICIT CONGESTION INCLUDED IN THE INTERNAL CUSTOMER'S FIGURE:
NET INCLUDABLE ENERGY CHARGES:

KENTUCKY POWER COMPANY
 POWER TRANSACTION SCHEDULE
 MONTH ENDED: APRIL 2024

SALES TRANSACTION TYPE	KPCO DELIVERED MWH	BILLING COMPONENTS					TOTAL CHARGES (\$)
		SUPPLIED BY KPCO SOURCES		DEMAND (\$)	OTHER CHARGES (\$)		
		MWH	FUEL CHARGE (\$)				
SPOT MARKET ENERGY - BAL	13,760	13,760	313,320	0	3,380	316,700	
SPOT MARKET ENERGY - DA	11,379	11,379	355,589	0	3,620	359,209	
	25,139	25,139	668,909 ⁽¹⁾	0.00	7,001	675,909	
PRIOR PERIOD ADJUSTMENT	0	0	0.00	0.00	0.00		
INTERRUPTIBLE BUY/THROUGH	0	0	0.00	0.00	0.00	0.00	
TOTALS:	25,139	25,139	668,909	0	7,001	675,909	
KPCo's other costs incurred, (other than fuel from Account 151):						55,478.23	
AEP energy cost less the actual energy costs incurred by KPCo:						0.00	
Difference (Total AEP energy charges - Total AEP energy costs):						(48,478)	
Total (Other Charges):						<u>7,001</u>	
SUPPLIED BY KPCo SOURCES - FUEL CHARGE (Page 3)						668,909	
Add: ALLOCATED TO SYSTEM SALES (PAGE 2)						331,341	
Less: FUEL ALLOCATED TO SYSTEM SALES						331,341	
INTER-SYSTEM SALES - FUEL COSTS (PAGE 4)						<u>-</u>	
						668,909	

FINAL SCHEDULE APRIL 2024 COSTS - ACTUAL

**KENTUCKY POWER COMPANY
FUEL COST SCHEDULE
MONTH ENDED: APRIL 2024**

	BIG SANDY 1	MITCHELL 1 KP	MITCHELL 2 KP	FUEL AMOUNTS (\$)
(A) COMPANY GENERATION				
COAL BURNED		2,120,409.35	822,081.63	2,942,490.98
OIL BURNED		31,601.36	21,086.73	52,688.09
⁽³⁾ GAS BURNED	3,071,456.95			3,071,456.95
FUEL (JOINTLY OWNED PLANT)				-----
⁽¹⁾ FUEL (ASSIGNED COST DURING F.O.)				0.00
FUEL (SUBSTITUTE FOR F.O.)				-----
SUB-TOTAL				6,066,636.02
(B) PURCHASES				
IDENTIFIABLE FUEL COST - OTHER PURCHASES				6,987,007.60
IDENTIFIABLE FUEL COST - ROCKPORT PURCHASES				0.00
⁽¹⁾ IDENTIFIABLE FUEL COST (SUBSTITUTE FOR F.O.)				0.00
⁽²⁾ IDENTIFIABLE FUEL COST (PEAKING UNIT EQUIVALENT)				954,124.64
SUB-TOTAL				6,032,882.96
(C) INTER-SYSTEM SALES				
FUEL COSTS				668,908.55
TOTAL FUEL COSTS (A + B - C)				11,430,610.42
F.O. = FORCED OUTAGE				
DETAILS:				
⁽¹⁾ FUEL (ASSIGNED COST DURING FORCED OUTAGE)				
TOTAL REPLACEMENT (IDENTIFIABLE FUEL COST)				
FUEL COST DUE TO F.O.:	0 kWh	0.000	MILLS/kWh	0.00
TOTAL ALLOWABLE (IDENTIFIABLE FUEL COST)				
REPLACEMENT FUEL COST FOR F.O.:	0 kWh	0.000	MILLS/kWh	0.00
⁽¹⁾ 0 BIG SANDY FORCED OUTAGE THIS MONTH 0 MITCHELL UNIT 1 FORCED OUTAGES THIS MONTH 0 MITCHELL UNIT 2 FORCED OUTAGES THIS MONTH				
⁽²⁾ Amount in excess of peaking unit equivalent as calculated in accordance with KPSC Order Of October 3, 2002 in Case No. 2000-00495-B.				
⁽³⁾ The amount shown above as the gas burned for Big Sandy 1 includes the reservation fee.				

AMERICAN ELECTRIC POWER SERVICE CORPORATION
 FUEL AND ENERGY SYSTEM PRACTICES
 AMERICAN ELECTRIC POWER
 MONTHLY PURCHASE SUMMARY REPORT FOR KPCO
 (Year:2024 Month:4 Cycle:Actual) East Purchase Power Report for Book Name: APR 2024 ACT EAST

ORIGINAL FILED 6/13/2024

NERC Id	Transaction Class	TOTAL			ALLOCATED			FIRM		
		MWH	ENERGY COST	FUEL COST	MWH	ENERGY COST	FUEL COST	MWH	ENERGY COST	FUEL COST
OVPS	OVPS	0	0	0	0	0	0	0	0	0
PJM	SPOT MARKET ENERGY - BAL	48257.825	1408616.38	1408616.38	5835.825	217544.48	217544.48	42422	1191071.9	1191071.9
PJM	SPOT MARKET ENERGY - DA	220233.7	5578391.22	5578391.22	5398.123	113796.82	113796.82	214835.58	5464594.4	5464594.4
Total		268491.525	6987007.6	6987007.6	11233.948	331341.3	331341.3	257257.58	6655666.3	6655666.3

APPENDIX A

KENTUCKY POWER COMPANY BIG SANDY - TOTAL PLANT April 2024

<u>Line No.</u>	<u>Item Description</u>	
1.	Unit Performance:	
	a. Capacity (name plate rating) (MW)	295.4
	b. Capacity (average load) (MW)	166.8
	c. Net Demonstrated Capability (MW)	295.4
	d. Net Capability Factor (%)	42.8
2.	Heat Rate:	
	a. Btu's Consumed (MMBTU ('000s))	919.6
	b. Gross Generation (MWH)	95,041
	c. Net Generation (MWH)	91,002
	d. Heat Rate (L2a divided by L2c) (BTU/KWH)	10,105
3.	Operating Availability:	
	a. Hours Unit Operated	520.7
	b. Hours Available	545.7
	c. Hours During the Period	720.0
	d. Availability Factor (%)	75.8
4.	Cost per KWH:	
	a. Gross Generation - FAC Basis (Cents/KWH)	3.2
	b. Net Generation - FAC Basis (Cents/KWH)	3.4
5.	Inventory Analysis:	
	a. Number of Days Supply based on actual burn at the station	NA

APPENDIX A

KENTUCKY POWER COMPANY
MITCHELL - TOTAL PLANT
April 2024

<u>Line No.</u>	<u>Item Description</u>	<u>Total Mitchell</u>	<u>KPCo Share</u>
1.	Unit Performance:		
	a. Capacity (name plate rating) (MW)	1,560.3	780.2
	b. Capacity (average load) (MW)	686.6	343.3
	c. Net Demonstrated Capability (MW)	1,560.3	780.2
	d. Net Capability Factor (%)	13.0	13.0
2.	Heat Rate:		
	a. Btu's Consumed (MMBTU ('000s))	1,579.2	789.6
	b. Gross Generation (MWH)	164,606	82,303
	c. Net Generation (MWH)	145,852	72,926
	d. Heat Rate (L2a divided by L2c) (BTU/KWH)	10,827	10,827
3.	Operating Availability:		
	a. Hours Unit Operated		Reported on Unit Basis Only
	b. Hours Available		Reported on Unit Basis Only
	c. Hours During the Period		Reported on Unit Basis Only
	d. Availability Factor (%)		Reported on Unit Basis Only
4.	Cost per KWH:		
	a. Gross Generation - FAC Basis (Cents/KWH)	3.6	3.6
	b. Net Generation - FAC Basis (Cents/KWH)	4.0	4.0
5.	Inventory Analysis:		
	a. Number of Days Supply based on 12 Month actual burn at the station	320.2	320.2

APPENDIX A

KENTUCKY POWER COMPANY MITCHELL - UNIT 1

April 2024

<u>Line</u> <u>No.</u>	<u>Item Description</u>	
1.	Unit Performance:	
	a. Capacity (name plate rating) (MW)	770.1
	b. Capacity (average load) (MW)	326.9
	c. Net Demonstrated Capability (MW)	770.1
	d. Net Capability Factor (%)	18.5
2.	Heat Rate:	
	a. Btu's Consumed (MMBTU ('000s))	1,128.7
	b. Gross Generation (MWH)	117,522
	c. Net Generation (MWH)	102,515
	d. Heat Rate (L2a divided by L2c) (BTU/KWH)	11,010
3.	Operating Availability:	
	a. Hours Unit Operated	313.6
	b. Hours Available	313.6
	c. Hours During the Period	720.0
	d. Availability Factor (L3b divided by L3c) (%)	43.6
4.	Cost per KWH:	
	a. Gross Generation - FAC Basis (Cents/KWH)	Reported on total plant basis only
	b. Net Generation - FAC Basis (Cents/KWH)	Reported on total plant basis only
5.	Inventory Analysis:	
	a. Number of Days Supply based on 12 Month actual burn at the station	Reported on total plant basis only

APPENDIX A

KENTUCKY POWER COMPANY MITCHELL - UNIT 2 April 2024

<u>Line No.</u>	<u>Item Description</u>		
1.	Unit Performance:		
	a. Capacity (name plate rating) (MW)		790.2
	b. Capacity (average load) (MW)		359.7
	c. Net Demonstrated Capability (MW)		790.2
	d. Net Capability Factor (%)		7.6
2.	Heat Rate:		
	a. Btu's Consumed (MMBTU ('000s))		450.5
	b. Gross Generation (MWH)		47,083
	c. Net Generation (MWH)		43,337
	d. Heat Rate (L2a divided by L2c) (BTU/KWH)		10,395
3.	Operating Availability:		
	a. Hours Unit Operated		120.5
	b. Hours Available		120.5
	c. Hours During the Period		720.0
	d. Availability Factor (L3b divided by L3c) (%)		16.7
4.	Cost per KWH:		
	a. Gross Generation - FAC Basis (Cents/KWH)	Reported on total plant basis only	
	b. Net Generation - FAC Basis (Cents/KWH)	Reported on total plant basis only	
5.	Inventory Analysis:		
	a. Number of Days Supply based on 12 Month actual burn at the station	Reported on total plant basis only	

April 2024

Allowable BLI	Description	Amount
1200	Day-ahead Spot Market Energy	-
1200a		-
1205	Balancing Spot Market Energy	-
1205a		-
1210	Day-ahead Transmission Congestion	178,052.09
1210a		
1215	Balancing Transmission Congestion	94,581.48
1215a		
1218	Planning Period Congestion Uplift	
1218a		
1220	Day-ahead Transmission Losses	282,266.13
1220a		
1225	Balancing Transmission Losses	(29,019.59)
1225a		
1230	Inadvertent Interchange	2,261.93
1230a		
1250	Meter Error Correction	(10,171.68)
1250a		29,846.22
1260	Emergency Energy	
1260a		
1340	Regulation and Frequency Response Service Charge	45,923.89
1340a		43.70
1350	Energy Imbalance Service Charge	
1350a		
1360	Synchronized Reserve Charge	67,517.49
1360a		(429.32)
1370	Day-ahead Operating Reserve Charge	20,044.83
1370a		
1375	Balancing Operating Reserve	83,046.68
1375a		(652.61)
1377	Synchronous Condensing Charge	
1377a		
1378	Reactive Services Charge	
1378a		
1400	Load Reconciliation for Spot Market Energy	
1400a		
1410	Load Reconciliation for Transmission Congestion	(5.87)
1410a		
1420	Load Reconciliation Transmission Losses	0.28
1420a		
1430	Load Reconciliation for Inadvertent Interchange	
1430a		
1460	Load Reconciliation for Regulation and Frequency Response Service	
1460a		
1470	Load Reconciliation for Synchronized Reserve	
1470a		
1478	Load Reconciliation for Balancing Operating Reserve	
1478a		
1480	Load Reconciliation for Synchronous Condensing	
1480a		
1490	Load Reconciliation for Reactive Services	
1490a		

1500	Financial Transmission Rights Auction	673,956.01
1500a		
1930	Generation Deactivation Charge	
1930a		
2210	Transmission Congestion Credit	
2210a		
2211	Day-ahead Transmission Congestion	(500,517.36)
2211a		0.02
2215	Balancing Transmission	209,360.17
2215a		(955.66)
2217	Planning Period Excess Congestion Credit	
2217a		
2218	Planning Period Congestion Uplift Credit	
2218a		
2220	Transmission Losses Credit	(103,147.88)
2220a		
2260	Emergency Energy Credit	
2260a		
2340	Regulation and Frequency Response Service Credit	(1,075.51)
2340a		(76.16)
2350	Energy Imbalance Service Credit	
2350a		
2360	Synchronized Reserve Credit	4,580.64
2360a		
2370	Day-ahead Operating Reserve Credit	
2370a		
2375	Balancing Operating Reserve Credit	(204.50)
2375a		
2377	Synchronous Condensing Credit	
2377a		
2378	Reactive Services Credit	
2378a		
2415	Balancing Transmission Congestion Load Reconciliation	
2415a		
2420	Load Reconciliation for Transmission Losses	
2420a		
2500	Financial Transmission Rights Auction	
2500a		
2510	Auction Revenue Rights	(683,064.60)
2510a		
2930	Generation Deactivation Credit	
2930a		

Sum of Allowable BLIs (In accounts outside those already being captured)

362,160.82



An **AEP** Company

BOUNDLESS ENERGY™

DELIVERED VIA EMAIL TO PSCED@KY.GOV

June 14, 2024

Linda C. Bridwell
Executive Director
Kentucky Public Service Commission
211 Sower Blvd.
Frankfort, Kentucky 40602-0615

RE: THE STANDARD FUEL ADJUSTMENT CLAUSE BACKUP FILING

Dear Ms. Bridwell:

In compliance with the Commission's Order dated November 25, 1981 in Case No. 8058-A, Kentucky Power is forwarding herewith for the month of April, 2024 the required backup information for the fuel adjustment clause applied to customers' bills in the month of June, 2024:

1. Fuel Inventory Schedule – Coal
2. Fuel Inventory Schedule – Gas
3. Fuel Inventory Schedule – Oil
4. Fuel Purchase Schedule – Coal
5. Fuel Purchase Schedule – Gas
6. Fuel Purchase Schedule – Oil
7. Power Transaction Schedule
8. Unit Performance Data
9. Fuel-Related PJM Billing Line Items

Pursuant to the Commission's Order dated October 3, 2002 in Case No. 2000-495-B, and as modified by the Commission's January 18, 2018 Order in Case No. 2017-00179, the Company began using the peaking unit equivalent approach to calculate the level of non-economy purchased power costs to flow through the fuel adjustment clause in the actual fuel costs. These fuel costs are documented on the attached Power Transaction Schedule.

In accordance with the Commission's letter dated June 13, 2014, fuel contracts will be filed electronically.

Should you have any questions, please contact me at (606) 327-2603.

Sincerely,

A handwritten signature in blue ink, appearing to read "Brian K. West". The signature is fluid and cursive, with a long horizontal stroke at the end.

Brian K. West
Vice President, Regulatory & Finance

Attachment

KENTUCKY POWER COMPANY
 ANALYSIS OF COAL PURCHASES
 April 2024

<u>Station and Supplier</u> (a)	<u>P</u> (b)	<u>P</u> (c)	<u>P</u> (c1)	<u>M</u> (d)	<u>ST</u> (e)	<u>Tons</u> <u>Purchased</u> (f)	<u>BTU</u> <u>Per LB.</u> (g)	<u>No.</u> <u>MMBTU</u> <u>Per Ton</u> (h)	<u>FOB Mine</u> <u>Price</u> <u>Cents Per</u> <u>Per Ton</u> <u>MMBTU</u> (i) (j)		<u>Trans Cost</u> <u>Per</u> <u>Cents Per</u> <u>Ton</u> <u>MMBTU</u> (k) (l)		<u>Delivered Cost</u> <u>Per</u> <u>Cents Per</u> % <u>Ton</u> <u>MMBTU</u> <u>Sulfur</u> <u>Ash</u> <u>H2O</u> (m) (n) (o) (p) (q)				
	TOTAL KENTUCKY POWER																
ACNR Coal Sales, Inc.	P	07-77-05-900	A	C	WV	35,335.00	12,897	25.79	42.76	165.78	0.00	0.00	42.76	165.78	2.01	7.24	7.24
Alpha Thermal CS Company	P	03-00-21-9M3	A	B	WV	7,814.40	12,451	24.90	78.12	313.73	7.73	31.03	85.85	344.76	0.89	10.49	7.07
Blackhawk Coal Sales	P	03-00-23-9M3	A	B	WV	3,339.20	12,187	24.37	154.25	632.96	7.70	31.58	161.95	664.54	0.77	11.17	7.67
Alliance	P	03-00-22-9M3	A	B	WV	9,531.00	12,593	25.19	90.24	358.25	0.55	2.18	90.79	360.43	2.70	8.56	6.97
Pocahontas Sales and Logistics	P	03-00-23-002	A	B	WV	7,468.24	12,702	25.40	160.33	631.24	7.67	30.18	168.00	661.42	0.82	7.50	7.99
Blackhawk Coal Sales	P	03-00-21-9M4	A	B	WV	8,261.95	12,134	24.27	74.22	305.83	7.70	31.71	81.92	337.54	0.84	11.87	7.28
BAMM, Inc.	P	03-00-21-003	A	B	KY	1,524.10	12,475	24.95	80.33	321.98	8.15	32.68	88.49	354.67	0.99	7.65	8.00
TOTAL SYSTEM WEIGHTED AVERAGE						73,273.89	12,663	25.32	74.10	294.36	3.07	12.36	77.16	306.73	1.65	8.49	7.30

(b) PDBU = Producer, Broker, Distributor or Utility

(c) POCN = Purchase Order or Contract Number

(c1) PT = Product Type

By contract, Product Types designate different commodity sources (mines)

(d) MT = Mode of Transportation

Designated by Symbol

R = Rail

B = Barge

T = Truck

C = Conveyor Belt

P = Pipeline

(e) ST = State of origin

KENTUCKY POWER COMPANY
ANALYSIS OF COAL PURCHASES
April 2024

Station and Supplier (a)	P B D U	P O C N	P I	M I	ST	Tons Purchased	BTU Per LB.	No. MMBTU Per Ton	FOB Mine Price Per Ton	Cents Per MMBTU	Trans Cost (A) (B) Per Ton	Cents Per MMBTU	Delivered Cost Per Ton	Cents Per MMBTU	% Sulfur	% Ash	% H2O
	(b)	(c)	(c1)	(d)	(e)	(f)	(g)	(h)	(i)	(j)	(k)	(l)	(m)	(n)	(o)	(p)	(q)
MITCHELL PLANT																	
Long Term Contracts:											(A) (B)						
ACNR Coal Sales, Inc.	P	07-77-05-900	A	C	WV	70,670.00	12,897	25.79	42.76	165.78	0.00	0.00	42.76	165.78	2.01	7.24	7.24
Alpha Thermal CS Company	P	03-00-21-9M3	A	B	WV	15,628.80	12,451	24.90	78.12	313.73	7.73	31.03	85.85	344.76	0.89	10.49	7.07
Blackhawk Coal Sales	P	03-00-23-9M3	A	B	WV	6,678.40	12,187	24.37	154.25	632.96	7.70	31.58	161.95	664.54	0.77	11.17	7.67
Alliance	P	03-00-22-9M3	A	B	WV	19,062.00	12,593	25.19	90.24	358.25	0.55	2.18	90.79	360.43	2.70	8.56	6.97
Pocahontas Sales and Logistics	P	03-00-23-002	A	B	WV	14,936.47	12,702	25.40	160.33	631.24	7.67	30.18	168.00	661.42	0.82	7.50	7.99
Blackhawk Coal Sales	P	03-00-21-9M4	A	B	WV	16,523.90	12,134	24.27	74.22	305.83	7.70	31.71	81.92	337.54	0.84	11.87	7.28
BAMM, Inc.	P	03-00-21-003	A	B	KY	3,048.20	12,475	24.95	80.33	321.98	8.15	32.68	88.49	354.67	0.99	7.65	8.00
Station Weighted Average						146,547.77	12,663	25.32	74.10	294.36	3.07	12.36	77.16	306.73	1.65	8.49	7.30
Spot Market:											(A) (B)						
Station Weighted Average						-	-	-	-	-	-	-	-	-	-	-	-
TOTAL STATION WEIGHTED AVERAGE						146,547.77	12,663	25.32	74.10	294.36	3.07	12.36	77.16	306.73	1.65	8.49	7.30

Notes

(A) There were demurrage charges of \$7,400 (\$3,700 KYPCo share) so the transportation costs reported for April 2024 are higher compared to historical and contractual amounts.
 (B) Total Station Weighted Average Transportation Costs includes the ACNR Coal Sales, Inc. ("ACNR", formerly Consolidation Coal Company) contract which has no associated transportation costs. ACNR assumed the former Consolidation Coal Company's contract as part of the sale of Murray Energy's assets.
 (C) Contura Energy, Inc. changed its name to Alpha Metallurgical Resources, Inc. In connection with this initiative all Contura Coal Sales, LLC thermal coal sales contracts are now using the Alpha Thermal Coal Sales Company name.

ANALYSIS OF OIL PURCHASES

Supplier	P B D U	P O C N	M I T	Station Name	Gal or Cu. Ft. Purchased	BTU per Unit	Delivered Cost Per Gal	Cents Per MMBTU
Marathon Petroleum LP	P	03-FO-22-001	T	Mitchell	180,506.00	138,500.00	2.89	2,086.46

MITCHELL PLANT - KENTUCKY POWER SHARE OF PURCHASES

Kentucky Power Share of Oil Receipts	90,253.00			
Mitchell Total Oil Receipts	180,506.00			
Mitchell - Kentucky Power Oil Receipts Ratio	50.00%			
Marathon Petroleum LP	P	03-FO-22-001	T	90,253.00

(b) PDBU = Producer, Broker, Distributor or Utility	(d) MT = Mode of Transportation Designated by Symbol
(c) POCN = Purchase Order or Contract Number	R = Rail
(c1) PT = Product Type By contract, Product Types designate different commodity sources (mines)	B = Barge
	T = Truck
	C = Conveyor Belt
	P = Pipeline
	(e) ST = State of origin

KENTUCKY POWER COMPANY
 ANALYSIS OF GAS PURCHASES
 April 2024

<u>Supplier</u> (a)	<u>P O C N</u> (b)	<u>M T</u> (c)	<u>Station Name</u> (d)	<u>Gross MMBTU Purchased</u> (e)	<u>Net MMBTU Purchased</u> (f)	<u>Delivered Cost \$</u> (g)	<u>Gross \$ Per MMBTU</u> (h)	<u>Net \$ Per MMBTU</u> (i)	<u>% SO2</u> (j)
J ARON	-	P	Big Sandy	960,000	939,540	2,489,280.00	2.59	2.65	-
MACQUARIE	-	P	Big Sandy	280,000	274,033	414,862.50	1.48	1.51	-
Columbia Gas	173522 & 177527	P	Big Sandy			30,861.40	0.00		-
Columbia Gas - Reservation Fee	173522	P	Big Sandy			501,989.04	0.00		-
				<u>1,240,000</u>	<u>1,213,573</u>	<u>3,436,992.94</u>			

(b) POCN = Purchase Order or Contract Number

(c) MT = Mode of Transportation
 Designated by Symbol
 R =Rail
 B =Barge
 T =Truck
 C =Conveyor Belt
 P =Pipeline

(j) % of sulfur in natural gas is not applicable

**KENTUCKY POWER COMPANY
MITCHELL PLANT - KPCO SHARE
April-2024**

COAL INVENTORY SCHEDULE

		<u>Tons</u>	<u>Amount</u>	<u>Per Unit</u>
Beginning Inventory		646,518.85	\$65,963,844.99	\$102.0293
Purchases		73,273.88	\$5,654,066.69	\$77.1635
Adjustments	1	0.00	\$0.00	\$0.0000
Sub-Total		719,792.73	\$71,617,911.68	\$99.4980
Less Coal Burned		31,791.50	\$2,942,490.98	\$92.5559
Ending Inventory		688,001.23	\$68,675,420.70	\$99.8187

1 No Coal Pile Survey Adjustment this reporting period.

**KENTUCKY POWER COMPANY
 BIG SANDY PLANT
 April 2024**

GAS INVENTORY SCHEDULE

	<u>MMBTU</u>	<u>Amount</u>	<u>\$/MMBTU</u>
Beginning Inventory ⁽¹⁾	(31,899.00)	\$ (40,511.73)	\$1.2700
Purchases	1,213,573.00	\$ 3,436,992.94	\$2.8321
Gas Sales	-320,000.00	\$ (408,640.00)	\$1.2770
Adjustments(Imbalance point usage)	0.00	\$ -	\$0.0000
Sub-Total	861,674.00	\$ 2,987,841.21	\$3.4675
Less Disposed			
Generation	919,617.00	\$ 3,071,456.95	\$3.3399
Loss or (Gain) on Sale	0.00	\$ (177.83)	\$0.0000
Other(Tax expense)	0.00	\$ -	\$0.0000
Ending Inventory ⁽¹⁾	(57,943.00)	\$ (83,437.91)	\$1.4400

⁽¹⁾ Due to purchases of natural gas being day ahead, consumption may differ from purchased natural gas leading to an imbalance at the beginning or end of every month.

**KENTUCKY POWER COMPANY
MITCHELL PLANT - KPCO SHARE
April-2024**

OIL INVENTORY SCHEDULE

	<u>Gallons</u>	<u>Amount</u>	<u>Per Unit</u>
Beginning Inventory	350,969.14	\$1,006,756.92	\$2.8685
Purchases	90,253.00	\$260,808.64	\$2.8898
Adjustments	0.00	\$0.00	\$0.0000
Sub-Total	441,222.14	\$1,267,565.56	\$2.8729
Less Disposed			
Generation	18,340.00	\$52,688.09	\$2.8729
Chemical Cleaning/Other	0.00	\$0.00	\$0.0000
Ending Inventory	422,882.14	\$1,214,877.47	\$2.8729

**KENTUCKY POWER COMPANY
POWER TRANSACTION SCHEDULE
April 2024**

TRANSACTION TYPES *

SPOT MARKET ENERGY - DA	PJM MARKET SPOT ENERGY - DAY AHEAD
SPOT MARKET ENERGY - BAL	PJM MARKET SPOT ENERGY - BALANCING

* Due to voluminous transactions, they are aggregated by type rather than by interconnected utility.

PURCHASES

TRANSACTION TYPE	BILLING COMPONENTS				
	MWH	FUEL CHARGE	DEMAND	OTHER CHARGES	TOTAL CHARGES
		(\$)	(\$)	(\$)	(\$)
SPOT MARKET ENERGY - BAL	48,258	1,408,616.38	0.00	0.00	1,408,616.38
SPOT MARKET ENERGY - DA	220,234	5,578,391.22	0.00	0.00	5,578,391.22
Subtotal:	268,492 ⁽¹⁾	6,987,007.60	0.00	0.00	6,987,007.60
ROCKPORT UNIT #1 - LEASE	0	0.00	0.00	0.00	0.00
ROCKPORT UNIT #2 - LEASE	0	0.00	0.00	0.00	0.00
Subtotal:	0	0.00	0.00	0.00	0.00
INTERRUPTIBLE BUY/THROUGH	0	0.00	0.00	0.00	0.00
TOTALS:	268,492	6,987,007.60	0.00	0.00	6,987,007.60

	MWH	Total Energy Charges
⁽¹⁾ SME PURCHASES - ALLOCATED TO SYSTEM SALES:	11,234	331,341.30
SME PURCHASES - ALLOCATED TO INTERNAL CUSTOMERS:	257,258	6,655,666.30
ROCKPORT PURCHASES - ALLOCATED TO SYSTEM SALES:	0	0.00
ROCKPORT PURCHASES - ALLOCATED TO INTERNAL CUSTOMERS:	0	0.00
	<u>268,492</u>	<u>6,987,007.60</u>
LESS: PJM IMPLICIT CONGESTION INCLUDED IN THE INTERNAL CUSTOMER'S FIGURE:	0	0.00
NET INCLUDABLE ENERGY CHARGES:	<u>268,492</u>	<u>6,987,007.60</u>

KENTUCKY POWER COMPANY
 POWER TRANSACTION SCHEDULE
 MONTH ENDED: APRIL 2024

SALES TRANSACTION TYPE	KPCO DELIVERED MWH	BILLING COMPONENTS					TOTAL CHARGES (\$)
		SUPPLIED BY KPCO SOURCES		DEMAND (\$)	OTHER CHARGES (\$)	TOTAL CHARGES (\$)	
		MWH	FUEL CHARGE (\$)				
SPOT MARKET ENERGY - BAL	13,760	13,760	313,320	0	3,380	316,700	
SPOT MARKET ENERGY - DA	11,379	11,379	355,589	0	3,620	359,209	
	25,139	25,139	668,909 ⁽¹⁾	0.00	7,001	675,909	
PRIOR PERIOD ADJUSTMENT	0	0	0.00	0.00	0.00		
INTERRUPTIBLE BUY/THROUGH	0	0	0.00	0.00	0.00	0.00	
TOTALS:	25,139	25,139	668,909	0	7,001	675,909	
KPCo's other costs incurred, (other than fuel from Account 151):						55,478.23	
AEP energy cost less the actual energy costs incurred by KPCo:						0.00	
Difference (Total AEP energy charges - Total AEP energy costs):						(48,478)	
Total (Other Charges):						<u>7,001</u>	
SUPPLIED BY KPCo SOURCES - FUEL CHARGE (Page 3)						668,909	
Add: ALLOCATED TO SYSTEM SALES (PAGE 2)						331,341	
Less: FUEL ALLOCATED TO SYSTEM SALES						331,341	
INTER-SYSTEM SALES - FUEL COSTS (PAGE 4)						<u>-</u>	
						668,909	

FINAL SCHEDULE APRIL 2024 COSTS - ACTUAL

**KENTUCKY POWER COMPANY
FUEL COST SCHEDULE
MONTH ENDED: APRIL 2024**

	BIG SANDY 1	MITCHELL 1 KP	MITCHELL 2 KP	FUEL AMOUNTS (\$)
(A) COMPANY GENERATION				
COAL BURNED		2,120,409.35	822,081.63	2,942,490.98
OIL BURNED		31,601.36	21,086.73	52,688.09
⁽³⁾ GAS BURNED	3,071,456.95			3,071,456.95
FUEL (JOINTLY OWNED PLANT)				-----
⁽¹⁾ FUEL (ASSIGNED COST DURING F.O.)				0.00
FUEL (SUBSTITUTE FOR F.O.)				-----
SUB-TOTAL				6,066,636.02
(B) PURCHASES				
IDENTIFIABLE FUEL COST - OTHER PURCHASES				6,987,007.60
IDENTIFIABLE FUEL COST - ROCKPORT PURCHASES				0.00
⁽¹⁾ IDENTIFIABLE FUEL COST (SUBSTITUTE FOR F.O.)				0.00
⁽²⁾ IDENTIFIABLE FUEL COST (PEAKING UNIT EQUIVALENT)				89,837.60
SUB-TOTAL				6,897,170.00
(C) INTER-SYSTEM SALES				
FUEL COSTS				668,908.55
TOTAL FUEL COSTS (A + B - C)				<u>12,294,897.47</u>
F.O. = FORCED OUTAGE				
DETAILS:				
⁽¹⁾ FUEL (ASSIGNED COST DURING FORCED OUTAGE)				
TOTAL REPLACEMENT (IDENTIFIABLE FUEL COST)				
FUEL COST DUE TO F.O.:	0 kWh	0.000	MILLS/kWh	0.00
TOTAL ALLOWABLE (IDENTIFIABLE FUEL COST)				
REPLACEMENT FUEL COST FOR F.O.:	0 kWh	0.000	MILLS/kWh	0.00

⁽¹⁾ 0 BIG SANDY FORCED OUTAGE THIS MONTH
0 MITCHELL UNIT 1 FORCED OUTAGES THIS MONTH
0 MITCHELL UNIT 2 FORCED OUTAGES THIS MONTH

⁽²⁾ Amount in excess of peaking unit equivalent as calculated in accordance with KPSC Order Of October 3, 2002 in Case No. 2000-00495-B.

⁽³⁾ The amount shown above as the gas burned for Big Sandy 1 includes the reservation fee.

AMERICAN ELECTRIC POWER SERVICE CORPORATION
 FUEL AND ENERGY SYSTEM PRACTICES
 AMERICAN ELECTRIC POWER

REVISED PAGE AS FILED ON AUGUST 19, 2024
 No Changes from Original Filed on June 14, 2024

MONTHLY PURCHASE SUMMARY REPORT FOR KPCO
 (Year:2024 Month:4 Cycle:Actual) East Purchase Power Report for Book Name: APR 2024 ACT EAST

NERC Id	Transaction Class	TOTAL			ALLOCATED			FIRM		
		MWH	ENERGY COST	FUEL COST	MWH	ENERGY COST	FUEL COST	MWH	ENERGY COST	FUEL COST
OVPS	OVPS	0	0	0	0	0	0	0	0	0
PJM	SPOT MARKET ENERGY - BAL	48257.825	1408616.38	1408616.38	5835.825	217544.48	217544.48	42422	1191071.9	1191071.9
PJM	SPOT MARKET ENERGY - DA	220233.7	5578391.22	5578391.22	5398.123	113796.82	113796.82	214835.58	5464594.4	5464594.4
Total		268491.525	6987007.6	6987007.6	11233.948	331341.3	331341.3	257257.58	6655666.3	6655666.3

APPENDIX A

KENTUCKY POWER COMPANY
BIG SANDY - TOTAL PLANT
April 2024

<u>Line No.</u>	<u>Item Description</u>	
1.	Unit Performance:	
	a. Capacity (name plate rating) (MW)	295.4
	b. Capacity (average load) (MW)	166.8
	c. Net Demonstrated Capability (MW)	295.4
	d. Net Capability Factor (%)	42.8
2.	Heat Rate:	
	a. Btu's Consumed (MMBTU ('000s))	919.6
	b. Gross Generation (MWH)	95,041
	c. Net Generation (MWH)	91,002
	d. Heat Rate (L2a divided by L2c) (BTU/KWH)	10,105
3.	Operating Availability:	
	a. Hours Unit Operated	520.7
	b. Hours Available	545.7
	c. Hours During the Period	720.0
	d. Availability Factor (%)	75.8
4.	Cost per KWH:	
	a. Gross Generation - FAC Basis (Cents/KWH)	3.2
	b. Net Generation - FAC Basis (Cents/KWH)	3.4
5.	Inventory Analysis:	
	a. Number of Days Supply based on actual burn at the station	NA

APPENDIX A

**KENTUCKY POWER COMPANY
 MITCHELL - TOTAL PLANT
 April 2024**

<u>Line No.</u>	<u>Item Description</u>	<u>Total Mitchell</u>	<u>KPCo Share</u>
1.	Unit Performance:		
	a. Capacity (name plate rating) (MW)	1,560.3	780.2
	b. Capacity (average load) (MW)	686.6	343.3
	c. Net Demonstrated Capability (MW)	1,560.3	780.2
	d. Net Capability Factor (%)	13.0	13.0
2.	Heat Rate:		
	a. Btu's Consumed (MMBTU ('000s))	1,579.2	789.6
	b. Gross Generation (MWH)	164,606	82,303
	c. Net Generation (MWH)	145,852	72,926
	d. Heat Rate (L2a divided by L2c) (BTU/KWH)	10,827	10,827
3.	Operating Availability:		
	a. Hours Unit Operated		Reported on Unit Basis Only
	b. Hours Available		Reported on Unit Basis Only
	c. Hours During the Period		Reported on Unit Basis Only
	d. Availability Factor (%)		Reported on Unit Basis Only
4.	Cost per KWH:		
	a. Gross Generation - FAC Basis (Cents/KWH)	3.6	3.6
	b. Net Generation - FAC Basis (Cents/KWH)	4.0	4.0
5.	Inventory Analysis:		
	a. Number of Days Supply based on 12 Month actual burn at the station	320.2	320.2

APPENDIX A

KENTUCKY POWER COMPANY
MITCHELL - UNIT 1
April 2024

<u>Line No.</u>	<u>Item Description</u>	
1.	Unit Performance:	
	a. Capacity (name plate rating) (MW)	770.1
	b. Capacity (average load) (MW)	326.9
	c. Net Demonstrated Capability (MW)	770.1
	d. Net Capability Factor (%)	18.5
2.	Heat Rate:	
	a. Btu's Consumed (MMBTU ('000s))	1,128.7
	b. Gross Generation (MWH)	117,522
	c. Net Generation (MWH)	102,515
	d. Heat Rate (L2a divided by L2c) (BTU/KWH)	11,010
3.	Operating Availability:	
	a. Hours Unit Operated	313.6
	b. Hours Available	313.6
	c. Hours During the Period	720.0
	d. Availability Factor (L3b divided by L3c) (%)	43.6
4.	Cost per KWH:	
	a. Gross Generation - FAC Basis (Cents/KWH)	Reported on total plant basis only
	b. Net Generation - FAC Basis (Cents/KWH)	Reported on total plant basis only
5.	Inventory Analysis:	
	a. Number of Days Supply based on 12 Month actual burn at the station	Reported on total plant basis only

APPENDIX A

KENTUCKY POWER COMPANY
 MITCHELL - UNIT 2
 April 2024

<u>Line No.</u>	<u>Item Description</u>	
1.	Unit Performance:	
	a. Capacity (name plate rating) (MW)	790.2
	b. Capacity (average load) (MW)	359.7
	c. Net Demonstrated Capability (MW)	790.2
	d. Net Capability Factor (%)	7.6
2.	Heat Rate:	
	a. Btu's Consumed (MMBTU ('000s))	450.5
	b. Gross Generation (MWH)	47,083
	c. Net Generation (MWH)	43,337
	d. Heat Rate (L2a divided by L2c) (BTU/KWH)	10,395
3.	Operating Availability:	
	a. Hours Unit Operated	120.5
	b. Hours Available	120.5
	c. Hours During the Period	720.0
	d. Availability Factor (L3b divided by L3c) (%)	16.7
4.	Cost per KWH:	
	a. Gross Generation - FAC Basis (Cents/KWH)	Reported on total plant basis only
	b. Net Generation - FAC Basis (Cents/KWH)	Reported on total plant basis only
5.	Inventory Analysis:	
	a. Number of Days Supply based on 12 Month actual burn at the station	Reported on total plant basis only

April 2024

Allowable BLI	Description	Amount
1200	Day-ahead Spot Market Energy	-
1200a		-
1205	Balancing Spot Market Energy	-
1205a		-
1210	Day-ahead Transmission Congestion	178,052.09
1210a		
1215	Balancing Transmission Congestion	94,581.48
1215a		
1218	Planning Period Congestion Uplift	
1218a		
1220	Day-ahead Transmission Losses	282,266.13
1220a		
1225	Balancing Transmission Losses	(29,019.59)
1225a		
1230	Inadvertent Interchange	2,261.93
1230a		
1250	Meter Error Correction	(10,171.68)
1250a		29,846.22
1260	Emergency Energy	
1260a		
1340	Regulation and Frequency Response Service Charge	45,923.89
1340a		43.70
1350	Energy Imbalance Service Charge	
1350a		
1360	Synchronized Reserve Charge	67,517.49
1360a		(429.32)
1370	Day-ahead Operating Reserve Charge	20,044.83
1370a		
1375	Balancing Operating Reserve	83,046.68
1375a		(652.61)
1377	Synchronous Condensing Charge	
1377a		
1378	Reactive Services Charge	
1378a		
1400	Load Reconciliation for Spot Market Energy	
1400a		
1410	Load Reconciliation for Transmission Congestion	(5.87)
1410a		
1420	Load Reconciliation Transmission Losses	0.28
1420a		
1430	Load Reconciliation for Inadvertent Interchange	
1430a		
1460	Load Reconciliation for Regulation and Frequency Response Service	
1460a		
1470	Load Reconciliation for Synchronized Reserve	
1470a		
1478	Load Reconciliation for Balancing Operating Reserve	
1478a		
1480	Load Reconciliation for Synchronous Condensing	
1480a		
1490	Load Reconciliation for Reactive Services	
1490a		

1500	Financial Transmission Rights Auction	673,956.01
1500a		
1930	Generation Deactivation Charge	
1930a		
2210	Transmission Congestion Credit	
2210a		
2211	Day-ahead Transmission Congestion	(500,517.36)
2211a		0.02
2215	Balancing Transmission	209,360.17
2215a		(955.66)
2217	Planning Period Excess Congestion Credit	
2217a		
2218	Planning Period Congestion Uplift Credit	
2218a		
2220	Transmission Losses Credit	(103,147.88)
2220a		
2260	Emergency Energy Credit	
2260a		
2340	Regulation and Frequency Response Service Credit	(1,075.51)
2340a		(76.16)
2350	Energy Imbalance Service Credit	
2350a		
2360	Synchronized Reserve Credit	4,580.64
2360a		
2370	Day-ahead Operating Reserve Credit	
2370a		
2375	Balancing Operating Reserve Credit	(204.50)
2375a		
2377	Synchronous Condensing Credit	
2377a		
2378	Reactive Services Credit	
2378a		
2415	Balancing Transmission Congestion Load Reconciliation	
2415a		
2420	Load Reconciliation for Transmission Losses	
2420a		
2500	Financial Transmission Rights Auction	
2500a		
2510	Auction Revenue Rights	(683,064.60)
2510a		
2930	Generation Deactivation Credit	
2930a		

Sum of Allowable BLIs (In accounts outside those already being captured)	<u><u>362,160.82</u></u>
---	---------------------------------

July 2023 (FAC Page 5 of 5)
Fuel Adjustment Clause Filing



DELIVERED VIA EMAIL TO PSCED@KY.GOV

September 18, 2023

Linda C. Bridwell
Executive Director
Public Service Commission of Kentucky
211 Sower Boulevard
Frankfort, KY 40602-0615

RE: Standard Fuel Adjustment Clause Filing

Dear Ms. Bridwell:

Enclosed are Kentucky Power Company's Fuel Adjustment Clause Schedules with supporting sales and fuel cost schedules for the October 2023 billing month. These calculations are based on estimated August 2023 fuel cost with an adjustment reflecting actual July 2023 fuel costs.

If you have any questions, please contact me at 606-327-2603.

Sincerely,

A handwritten signature in blue ink, appearing to read "Brian K. West".

Brian K. West
Vice President, Regulatory & Finance
Enclosure

KENTUCKY POWER COMPANY
SUMMARY OF ADJUSTMENT CLAUSES

Month Ended: August 2023

1 Fuel Adjustment Clause Factor (Page 1 of 5)	(+)	\$0.00974
2 System Sales Clause Factor	(+) <u>(\$0.00066)</u>	*
3 Total Adjustment Clause Factors		\$0.00908

Effective Month for Billing

October 2023

Submitted by:



(Signature)

Title:

Vice President, Regulatory & Finance

Date Submitted:

September 18, 2023

* See Form 1.0, 2022 System Sales Clause Update, August 9, 2022 filing in Post-Case Filings, Case No. 2020-00174.

KENTUCKY POWER COMPANY
FUEL ADJUSTMENT CLAUSE SCHEDULE

Month Ended: August 2023

Fuel Fm (Fuel Cost Schedule)	\$16,751,171			
Sales Sm (Sales Schedule)	467,128,731	(+)		0.03586
Fuel (Fb)	\$12,810,858			
Sales (Sb)	490,482,730	(-)		0.02612 *
				0.00974

Effective Month for Billing October 2023

Submitted by:

 (Signature)

Title: Vice President, Regulatory & Finance

Date Submitted: September 18, 2023

**Pursuant to PSC Order dated August 2, 2021 in Case No. 2021-00053.*

KENTUCKY POWER COMPANY

ESTIMATED FUEL COST SCHEDULE

Month Ended: August 2023

A.	Company Generation			
	Coal Burned	(+)	\$9,555,066	
	Oil Burned	(+)	227,694	
	Gas Burned	(+)	2,829,870	
	Fuel (jointly owned plant)	(+)	0	
	Fuel (assigned cost during Forced Outage)	(+)	0	
	Fuel (substitute for Forced Outage)	(-)	0	
	Sub Total		<u>12,612,630</u>	
B.	Purchases			
	Net Energy Cost - Economy Purchases	(+)	0	
	Identifiable Fuel Cost - Other Purchases	(+)	5,362,326	
	Identifiable Fuel Cost (substitute for Forced Outage)	(-)	0	
	Sub Total		<u>5,362,326</u>	
C.	Inter-System Sales Fuel Costs		<u>1,317,062</u>	
	Sub Total		<u>1,317,062</u>	
D.	Total Fuel Cost (A + B - C)		<u><u>\$16,657,894</u></u>	
E.	Adjustment indicating the difference in actual fuel cost for the month of <u>July 2023</u> and the estimated cost originally reported.			
			<u>\$15,155,431</u>	-
			(actual)	
			<u>\$15,803,854</u>	=
			(estimated)	
				<u>(648,423)</u>
F.	Total Company Over or (Under) Recovery from Page 4, Line 12		<u>285,660</u>	
G.	Grand Total Fuel Cost (D + E - F)		<u>\$15,723,811</u>	
H.	Fuel-Related PJM Billing Line Items			
			<u>August 2023</u>	
				<u>1,027,360</u>
I.	ADJUSTED GRAND TOTAL FUEL COSTS (G + H)		<u><u>\$16,751,171</u></u>	

KENTUCKY POWER COMPANY**SALES SCHEDULE****Month Ended: August 2023**

		<u>Kilowatt-Hours</u>
A. Generation (Net)	(+)	381,388,000
Purchases Including Interchange In	(+)	<u>154,089,000</u>
Sub Total		535,477,000
B. Pumped Storage Energy	(+)	0
Inter-System Sales Including Interchange Out	(+)	44,066,000
System Losses	(+)	<u>24,282,269</u> *
Sub Total		<u>68,348,269</u>
Total Sales (A - B)		<u><u>467,128,731</u></u>

* Does not include 327,731 KWH of company usage.

KENTUCKY POWER COMPANY
OVER OR (UNDER) RECOVERY SCHEDULE

Month Ended: August 2023

Line No.			
1	FAC Rate Billed	(+)	0.00625
2	Retail KWH Billed at Above Rate	(x)	<u>457,300,706</u>
3	FAC Revenue/(Refund) (L1 * L2)		<u>2,858,129</u>
4	KWH Used to Determine Last FAC Rate Billed	(+)	417,684,971
5	Non-Jurisdictional KWH Included in L4	(-)	<u>5,458,892</u>
6	Kentucky Jurisdictional KWH Included in L4 (L4 - L5)		<u>412,226,079</u>
7	Recoverable FAC Revenue/(Refund) (L1 * L6)		2,576,413
8	Over or (Under) Recovery (L3 - L7)		281,716
9	Total Sales (Page 3)	(+)	467,128,731
10	Kentucky Jurisdictional Sales	(/)	<u>460,678,769</u>
11	Ratio of Total Sales to KY. Jurisdictional Sales (L9 / L10)		1.01400
12	Total Company Over or (Under) Recovery (L8 * L11)		<u><u>285,660</u></u>

KENTUCKY POWER COMPANY**FINAL
FUEL COST SCHEDULE****Month Ended: July 2023**

A. Company Generation				
Coal Burned	(+)		\$12,253,058	
Oil Burned	(+)		269,149	
Gas Burned	(+)		3,195,401	
Fuel (jointly owned plant)	(+)		0	
Fuel (assigned cost during Forced Outage)				
(28,236,585 KWH X \$0.027691)	(+)		781,899	
Fuel (substitute for Forced Outage)	(-)		<u>0</u>	
Sub-total			<u>16,499,506</u>	
B. Purchases				
Net Energy Cost - Economy Purchases	(+)		0	
Identifiable Fuel Cost - Other Purchases	(+)		4,895,716	
Identifiable Fuel Cost (substitute for Forced Outage)				
(28,236,585 KWH X \$0.045772)	(-)		1,292,445	
Purchase Adjustment for Peaking Unit Equivalent	(-)		73,961 (1)	
Sub-total			<u>3,529,310</u>	
C. Inter-System Sales Fuel Costs			<u>4,873,386</u>	
D. SUB-TOTAL FUEL COST (A + B - C)			<u>\$15,155,431</u>	
E. Fuel-Related PJM Billing Line Items		<u>July 2023</u>	1,188,567	
F. GRAND TOTAL FUEL COSTS (D + E)			<u><u>\$16,343,999</u></u>	

(1) As calculated in accordance with KPSC Order dated October 3, 2002 in Case No. 2000-495-B, and as modified by the Commission's January 18, 2018 Order in Case No. 2017-00179.

KENTUCKY POWER COMPANY
SUMMARY OF ADJUSTMENT CLAUSES

Month Ended: August 2023

- | | | | |
|---|---|-----|--------------------|
| 1 | Fuel Adjustment Clause Factor (Page 1 of 5) | (+) | \$0.00984 |
| 2 | System Sales Clause Factor | (+) | <u>\$0.00016</u> * |
| 3 | Total Adjustment Clause Factors | | \$0.01000 |

Effective Month for Billing

Adjustment Within September FAC Billing Rate

Submitted by:



(Signature)

Title:

Director Regulatory Services

Date Submitted:

August 19, 2024

* See Form 1.0, 2022 System Sales Clause Update, August 9, 2022 filing in Post-Case Filings, Case No. 2020-00174.

KENTUCKY POWER COMPANY
FUEL ADJUSTMENT CLAUSE SCHEDULE

Month Ended: August 2023

Fuel Fm (Fuel Cost Schedule)	<u>\$16,798,598</u>		
Sales Sm (Sales Schedule)	467,128,731	(+)	<u>0.03596</u>
Fuel (Fb)	<u>\$12,810,858</u>		
Sales (Sb)	490,482,730	(-)	<u>0.02612 *</u>
			<u>0.00984</u>

Effective Month for Billing: Adjustment Within September FAC Billing Rate

Submitted by: 
(Signature)

Title: Director Regulatory Services

Date Submitted: August 19, 2024

*Pursuant to PSC Order dated August 2, 2021 in Case No. 2021-00053.

KENTUCKY POWER COMPANY

ESTIMATED FUEL COST SCHEDULE

Month Ended: August 2023

A.	Company Generation			
	Coal Burned	(+)	\$9,555,066	
	Oil Burned	(+)	227,694	
	Gas Burned	(+)	2,829,870	
	Fuel (jointly owned plant)	(+)	0	
	Fuel (assigned cost during Forced Outage)	(+)	0	
	Fuel (substitute for Forced Outage)	(-)	0	
	Sub Total		<u>12,612,630</u>	
B.	Purchases			
	Net Energy Cost - Economy Purchases	(+)	0	
	Identifiable Fuel Cost - Other Purchases	(+)	5,362,326	
	Identifiable Fuel Cost (substitute for Forced Outage)	(-)	0	
	Sub Total		<u>5,362,326</u>	
C.	Inter-System Sales Fuel Costs		<u>1,317,062</u>	
	Sub Total		<u>1,317,062</u>	
D.	Total Fuel Cost (A + B - C)		<u><u>\$16,657,894</u></u>	
E.	Adjustment indicating the difference in actual fuel cost for the month of <u>July 2023</u> and the estimated cost originally reported.			
			<u>\$15,202,858</u>	-
			(actual)	
			<u>\$15,803,854</u>	=
			(estimated)	
				<u><u>(600,996)</u></u>
F.	Total Company Over or (Under) Recovery from Page 4, Line 12		<u>285,660</u>	
G.	Grand Total Fuel Cost (D + E - F)		<u>\$15,771,238</u>	
H.	Fuel-Related PJM Billing Line Items			
			<u>August 2023</u>	
				<u>1,027,360</u>
I.	ADJUSTED GRAND TOTAL FUEL COSTS (G + H)		<u><u>\$16,798,598</u></u>	

KENTUCKY POWER COMPANY

SALES SCHEDULE

Month Ended: August 2023

		<u>Kilowatt-Hours</u>
A. Generation (Net)	(+)	381,388,000
Purchases Including Interchange In	(+)	<u>154,089,000</u>
Sub Total		535,477,000
B. Pumped Storage Energy	(+)	0
Inter-System Sales Including Interchange Out	(+)	44,066,000
System Losses	(+)	<u>24,282,269</u> *
Sub Total		<u>68,348,269</u>
Total Sales (A - B)		<u><u>467,128,731</u></u>

* Does not include 327,731 KWH of company usage.

KENTUCKY POWER COMPANY
OVER OR (UNDER) RECOVERY SCHEDULE

Month Ended: August 2023

<u>Line No.</u>			
1	FAC Rate Billed	(+)	0.00625
2	Retail KWH Billed at Above Rate	(x)	<u>457,300,706</u>
3	FAC Revenue/(Refund) (L1 * L2)		<u>2,858,129</u>
4	KWH Used to Determine Last FAC Rate Billed	(+)	417,684,971
5	Non-Jurisdictional KWH Included in L4	(-)	<u>5,458,892</u>
6	Kentucky Jurisdictional KWH Included in L4 (L4 - L5)		<u>412,226,079</u>
7	Recoverable FAC Revenue/(Refund) (L1 * L6)		2,576,413
8	Over or (Under) Recovery (L3 - L7)		281,716
9	Total Sales (Page 3)	(+)	467,128,731
10	Kentucky Jurisdictional Sales	(/)	<u>460,678,769</u>
11	Ratio of Total Sales to KY. Jurisdictional Sales (L9 / L10)		1.01400
12	Total Company Over or (Under) Recovery (L8 * L11)		<u><u>285,660</u></u>

July 2023
Fuel Adjustment Clause Backup Filing



An **AEP** Company

BOUNDLESS ENERGY™

DELIVERED VIA EMAIL TO PSCED@KY.GOV

September 14, 2023

Linda C. Bridwell
Executive Director
Kentucky Public Service Commission
211 Sower Blvd.
Frankfort, Kentucky 40602-0615

RE: THE STANDARD FUEL ADJUSTMENT CLAUSE BACKUP FILING

Dear Ms. Bridwell:

In compliance with the Commission's Order dated November 25, 1981 in Case No. 8058-A, Kentucky Power is forwarding herewith for the month of July, 2023 the required backup information for the fuel adjustment clause applied to customers' bills in the month of September, 2023:

1. Fuel Inventory Schedule – Coal
2. Fuel Inventory Schedule – Gas
3. Fuel Inventory Schedule – Oil
4. Fuel Purchase Schedule – Coal
5. Fuel Purchase Schedule – Gas
6. Fuel Purchase Schedule – Oil
7. Power Transaction Schedule
8. Unit Performance Data
9. Fuel-Related PJM Billing Line Items

Pursuant to the Commission's Order dated October 3, 2002 in Case No. 2000-495-B, and as modified by the Commission's January 18, 2018 Order in Case No. 2017-00179, the Company began using the peaking unit equivalent approach to calculate the level of non-economy purchased power costs to flow through the fuel adjustment clause in the actual fuel costs. These fuel costs are documented on the attached Power Transaction Schedule.

In accordance with the Commission's letter dated June 13, 2014, fuel contracts will be filed electronically.

Should you have any questions, please contact me at (606) 327-2603.

Sincerely,

A handwritten signature in blue ink, appearing to read "Brian K. West". The signature is fluid and cursive, with a long horizontal stroke at the end.

Brian K. West
Vice President, Regulatory & Finance

Attachment

KENTUCKY POWER COMPANY
ANALYSIS OF COAL PURCHASES
July 2023

Station and Supplier (a)	P B D U (b)	P O C N (c)	P I (c1)	M I (d)	S T (e)	Tons Purchased (f)	BTU Per LB. (g)	No. MMBTU Per Ton (h)	FOB Mine		Trans Cost		Delivered Cost				
									Price Per Ton (i)	Cents Per MMBTU (j)	Per Ton (k)	Cents Per MMBTU (l)	Per Ton (m)	Cents Per MMBTU (n)	% Sulfur (o)	% Ash (p)	% H2O (q)
TOTAL KENTUCKY POWER																	
ACNR Coal Sales, Inc.	P	07-77-05-900ACNR-C	A	C	WV	50,000.00	12,820	25.64	41.18	160.60	0.00	0.00	41.18	160.60	2.24	8.59	6.37
Blackhawk Coal Sales	P	03-00-23-9M3	A	B	WV	4,658.50	12,213	24.43	167.67	686.32	9.22	37.74	176.89	724.06	0.88	12.12	6.98
Blackhawk Coal Sales	P	03-00-21-9M1	A	B	WV	11,704.70	12,059	24.12	54.88	227.51	7.85	32.55	62.73	260.06	0.81	13.16	6.53
Blackhawk Coal Sales	P	03-00-21-9M4	A	B	WV	3,106.90	12,079	24.16	77.04	318.86	7.85	32.49	84.89	351.36	0.84	12.59	6.99
Alpha Thermal CS Company (C)	P	03-00-21-9M2	A	B	WV	714.40	12,062	24.12	56.76	235.34	29.17	120.95	85.94	356.28	0.79	12.04	7.65
Alpha Thermal CS Company (C)	P	03-00-21-9M3	A	B	WV	2,537.05	12,193	24.39	71.63	293.67	3.13	12.85	74.76	306.52	0.68	11.80	6.96
Noble Coal, LLC	P	03-00-22-002	A	B	KY	2,318.60	12,466	24.93	172.36	691.37	8.06	32.32	180.42	723.69	1.34	8.53	7.54
BAMM, Inc.	P	03-00-21-003	A	B	KY	3,024.70	12,231	24.46	72.87	297.93	8.44	34.51	81.31	332.44	0.91	9.58	8.38
Alliance	P	03-00-22-9M3	A	B	WV	20,154.00	12,490	24.98	90.49	362.23	0.50	1.99	90.98	364.22	2.87	9.31	6.96
Case Coal Sales,LLC	P	03-00-21-002	A	B	KY	1,574.55	11,785	23.57	82.93	351.84	8.06	34.19	90.99	386.03	0.91	11.65	7.49
Pocahontas Sales and Logistics	P	03-00-23-002	A	B	WV	5,896.65	12,878	25.76	164.74	639.51	10.72	41.61	175.46	681.12	0.86	6.47	7.86
Blackhawk Coal Sales	P	03-00-23-9M2	A	B	WV	9,833.80	12,187	24.37	171.27	702.80	7.20	29.55	178.47	732.35	0.87	12.65	6.20
River Trading	P	03-00-21-004	A	B	KY	1,642.04	11,819	23.64	81.73	345.72	8.63	36.49	90.36	382.21	1.22	11.70	8.10
Blackhawk Coal Sales	P	03-00-23-9M1	A	B	WV	5,412.30	12,169	24.34	109.23	448.78	7.85	32.25	117.08	481.03	0.80	11.78	7.20
TOTAL SYSTEM WEIGHTED AVERAGE						122,578.19	12,509	25.02	80.76	324.95	3.64	14.85	84.39	339.80	1.76	9.94	6.74

(b) PDBU = Producer, Broker, Distributor or Utility

(c) POCN = Purchase Order or Contract Number

(c1) PT = Product Type
By contract, Product Types designate different commodity sources (mines)

(d) MT = Mode of Transportation
Designated by Symbol

R = Rail
B = Barge
T = Truck
C = Conveyor Belt
P = Pipeline

(e) ST = State of origin

KENTUCKY POWER COMPANY
ANALYSIS OF COAL PURCHASES
July 2023

Station and Supplier (a)	P B D U (b)	P O C N (c)	P M I (c1)	M I (d)	S T (e)	Tons Purchased (f)	BTU Per LB. (g)	No. MMBTU Per Ton (h)	FOB Mine		Trans Cost (A) (B)		Delivered Cost				
									Price Per Ton (i)	Cents Per MMBTU (j)	Per Ton (k)	Cents Per MMBTU (l)	Per Ton (m)	Cents Per MMBTU (n)	% Sulfur (o)	% Ash (p)	% H2O (q)
MITCHELL PLANT																	
Long Term Contracts:											(A) (B)						
ACNR Coal Sales, Inc.	P	07-77-05-900ACNR-C	A	C	WV	100,000.00	12,820	25.64	41.18	160.60	0.00	0.00	41.18	160.60	2.24	8.59	6.37
Blackhawk Coal Sales	P	03-00-23-9M3	A	B	WV	9,317.00	12,213	24.43	167.67	686.32	9.22	37.74	176.89	724.06	0.88	12.12	6.98
Blackhawk Coal Sales	P	03-00-21-9M1	A	B	WV	23,409.40	12,059	24.12	54.88	227.51	7.85	32.55	62.73	260.06	0.81	13.16	6.53
Blackhawk Coal Sales	P	03-00-21-9M4	A	B	WV	6,213.80	12,079	24.16	77.04	318.86	7.85	32.49	84.89	351.36	0.84	12.59	6.99
Alpha Thermal CS Company (C) (D)	P	03-00-21-9M2	A	B	WV	1,428.80	12,062	24.12	56.76	235.34	29.17	120.95	85.94	356.28	0.79	12.04	7.65
Alpha Thermal CS Company (C)	P	03-00-21-9M3	A	B	WV	5,074.10	12,193	24.39	71.63	293.67	3.13	12.85	74.76	306.52	0.68	11.80	6.96
Noble Coal, LLC	P	03-00-22-002	A	B	KY	4,637.20	12,466	24.93	172.36	691.37	8.06	32.32	180.42	723.69	1.34	8.53	7.54
BAMM, Inc.	P	03-00-21-003	A	B	KY	6,049.40	12,231	24.46	72.87	297.93	8.44	34.51	81.31	332.44	0.91	9.58	8.38
Alliance	P	03-00-22-9M3	A	B	WV	40,308.00	12,490	24.98	90.49	362.23	0.50	1.99	90.98	364.22	2.87	9.31	6.96
Case Coal Sales,LLC	P	03-00-21-002	A	B	KY	3,149.10	11,785	23.57	82.93	351.84	8.06	34.19	90.99	386.03	0.91	11.65	7.49
Pocahontas Sales and Logistics	P	03-00-23-002	A	B	WV	11,793.30	12,878	25.76	164.74	639.51	10.72	41.61	175.46	681.12	0.86	6.47	7.86
Station Weighted Average						211,380.10	12,567	25.14	70.86	283.13	3.01	12.26	73.87	295.38	1.90	9.56	6.75
Spot Market:											(A) (B)						
Blackhawk Coal Sales	P	03-00-23-9M2	A	B	WV	19,667.60	12,187	24.37	171.27	702.80	7.20	29.55	178.47	732.35	0.87	12.65	6.20
River Trading	P	03-00-21-004	A	B	KY	3,284.07	11,819	23.64	81.73	345.72	8.63	36.49	90.36	382.21	1.22	11.70	8.10
Blackhawk Coal Sales	P	03-00-23-9M1	A	B	WV	10,824.60	12,169	24.34	109.23	448.78	7.85	32.25	117.08	481.03	0.80	11.78	7.20
Station Weighted Average						33,776.27	12,145	24.29	142.68	586.67	7.55	31.09	150.23	617.76	0.88	12.28	6.71
TOTAL STATION WEIGHTED AVERAGE						245,156.37	12,509	25.02	80.76	324.95	3.64	14.85	84.39	339.80	1.76	9.94	6.74

Notes

- (A) There were demurrage charges of \$30,700 (\$15,350 KYPCo share) so the transportation costs reported for July 2023 are higher compared to historical and contractual amounts.
- (B) Total Station Weighted Average Transportation Costs includes the ACNR Coal Sales, Inc. ("ACNR", formerly Consolidation Coal Company) contract which has no associated transportation costs. ACNR assumed the former Consolidation Coal Company's contract as part of the sale of Murray Energy's assets.
- (C) Contura Energy, Inc. changed its name to Alpha Metallurgical Resources, Inc. In connection with this initiative all Contura Coal Sales, LLC thermal coal sales contracts are now using the Alpha Thermal Coal Sales Company name.
- (D) Transportation costs on this contract include adjustments for June 2023 shipments.

ANALYSIS OF OIL PURCHASES

Supplier	P B D U (b)	P O C N (c)	M I (d)	Station Name	Gal or Cu. Ft. Purchased	BTU per Unit	Delivered Cost Per Gal	Cents Per MMBTU
Marathon Petroleum LP	P	03-FO-22-001	T	Mitchell	240,207.00	138,914.00	2.61	1,876.16

MITCHELL PLANT - KENTUCKY POWER SHARE OF PURCHASES

Kentucky Power Share of Oil Receipts	120,103.50			
Mitchell Total Oil Receipts	240,207.00			
Mitchell - Kentucky Power Oil Receipts Ratio	50.00%			
Marathon Petroleum LP	P	03-FO-22-001	T	120,103.50

(b) PDBU = Producer, Broker, Distributor or Utility	(d) MT = Mode of Transportation Designated by Symbol R = Rail B = Barge T = Truck C = Conveyor Belt P = Pipeline
(c) POCN = Purchase Order or Contract Number	
(c1) PT = Product Type By contract, Product Types designate different commodity sources (mines)	(e) ST = State of origin

KENTUCKY POWER COMPANY
ANALYSIS OF GAS PURCHASES
July 2023

<u>Supplier</u> (a)	<u>P O C N</u> (b)	<u>M T</u> (c)	<u>Station Name</u> (d)	<u>Gross MMBTU Purchased</u> (e)	<u>Net MMBTU Purchased</u> (f)	<u>Delivered Cost \$</u> (g)	<u>Gross \$ Per MMBTU</u> (h)	<u>Net \$ Per MMBTU</u> (i)	<u>% SO₂</u> (j)
J ARON	-	P	Big Sandy	992,000	970,859	1,790,560.00	1.81	1.84	-
MACQUARIE	-	P	Big Sandy	540,000	528,492	917,987.50	1.70	1.74	-
MERCURIAEA	-	P	Big Sandy	10,000	9,787	18,350.00	1.84	1.87	-
Columbia Gas	173522 & 177527	P	Big Sandy			17,647.10	0.00	-	-
Columbia Gas - Reservation Fee	173522	P	Big Sandy			524,390.40	0.00	-	-
				<u>1,542,000</u>	<u>1,509,138</u>	<u>3,268,935.00</u>			

(b) POCN = Purchase Order or Contract Number

(c) MT = Mode of Transportation
Designated by Symbol
R =Rail
B =Barge
T =Truck
C =Conveyor Belt
P =Pipeline

(j) % of sulfur in natural gas is not applicable

**KENTUCKY POWER COMPANY
MITCHELL PLANT - KPCO SHARE
July-2023**

COAL INVENTORY SCHEDULE

		<u>Tons</u>	<u>Amount</u>	<u>Per Unit</u>
Beginning Inventory		575,906.31	\$51,831,101.06	\$89.9992
Purchases		122,578.19	\$10,344,905.31	\$84.3943
Adjustments	1	0.00	\$0.00	\$0.0000
Sub-Total		698,484.50	\$62,176,006.37	\$89.0156
Less Coal Burned		150,966.50	\$12,253,057.66	\$81.1641
Ending Inventory		547,518.00	\$49,922,948.71	\$91.1805

1 No Coal Pile Survey Adjustment this reporting period.

**KENTUCKY POWER COMPANY
BIG SANDY PLANT
July 2023**

GAS INVENTORY SCHEDULE

	<u>MMBTU</u>	<u>Amount</u>	<u>\$/MMBTU</u>
Beginning Inventory ⁽¹⁾	(37,601.00)	\$ (60,161.57)	\$1.6000
Purchases	1,509,138.00	\$ 3,268,935.00	\$2.1661
Gas Sales	0.00	\$ -	\$0.0000
Adjustments(Imbalance point usage)	0.00	\$ -	\$0.0000
Sub-Total	1,471,537.00	\$ 3,208,773.43	\$2.1806
Less Disposed			
Generation	1,463,549.00	\$ 3,195,400.67	\$2.1833
Loss or (Gain) on Sale	0.00	\$ (0.01)	\$0.0000
Other(Tax expense)	0.00	\$ -	\$0.0000
Ending Inventory ⁽¹⁾	7,988.00	\$ 13,372.77	\$1.6741

⁽¹⁾ Due to purchases of natural gas being day ahead, consumption may differ from purchased natural gas leading to an imbalance at the beginning or end of every month.

**KENTUCKY POWER COMPANY
MITCHELL PLANT - KPCO SHARE
July-2023**

OIL INVENTORY SCHEDULE

	<u>Gallons</u>	<u>Amount</u>	<u>Per Unit</u>
Beginning Inventory	350,480.15	\$1,047,568.12	\$2.9890
Purchases	120,103.50	\$313,018.95	\$2.6062
Adjustments	0.00	\$0.00	\$0.0000
Sub-Total	470,583.65	\$1,360,587.07	\$2.8913
Less Disposed			
Generation	93,090.00	\$269,148.78	\$2.8913
Chemical Cleaning/Other	0.00	\$0.00	\$0.0000
Ending Inventory	377,493.65	\$1,091,438.29	\$2.8913

**KENTUCKY POWER COMPANY
POWER TRANSACTION SCHEDULE
July 2023**

TRANSACTION TYPES *

SPOT MARKET ENERGY - DA	PJM MARKET SPOT ENERGY - DAY AHEAD
SPOT MARKET ENERGY - BAL	PJM MARKET SPOT ENERGY - BALANCING

* Due to voluminous transactions, they are aggregated by type rather than by interconnected utility.

PURCHASES

TRANSACTION TYPE	BILLING COMPONENTS				
	MWH	FUEL CHARGE (\$)	DEMAND (\$)	OTHER CHARGES (\$)	TOTAL CHARGES (\$)
SPOT MARKET ENERGY - BAL	81,663	3,334,047.29	0.00	0.00	3,334,047.29
SPOT MARKET ENERGY - DA	48,160	1,561,668.82	0.00	0.00	1,561,668.82
Subtotal:	129,823 ⁽¹⁾	4,895,716.11	0.00	0.00	4,895,716.11
ROCKPORT UNIT #1 - LEASE	0	0.00	0.00	0.00	0.00
ROCKPORT UNIT #2 - LEASE	0	0.00	0.00	0.00	0.00
Subtotal:	0	0.00	0.00	0.00	0.00
INTERRUPTIBLE BUY/THROUGH	0	0.00	0.00	0.00	0.00
TOTALS:	129,823	4,895,716.11	0.00	0.00	4,895,716.11

	<u>MWH</u>	<u>Total Energy Charges</u>
⁽¹⁾ SME PURCHASES - ALLOCATED TO SYSTEM SALES:	40,877	1,975,777.18
SME PURCHASES - ALLOCATED TO INTERNAL CUSTOMERS:	88,946	2,919,938.93
ROCKPORT PURCHASES - ALLOCATED TO SYSTEM SALES:	0	0.00
ROCKPORT PURCHASES - ALLOCATED TO INTERNAL CUSTOMERS:	0	0.00
	<u>129,823</u>	<u>4,895,716.11</u>
LESS: PJM IMPLICIT CONGESTION INCLUDED IN THE INTERNAL CUSTOMER'S FIGURE:	0	0.00
NET INCLUDABLE ENERGY CHARGES:	129,823	4,895,716.11

KENTUCKY POWER COMPANY
POWER TRANSACTION SCHEDULE
MONTH ENDED: JULY 2023

SALES TRANSACTION TYPE	KPCO DELIVERED MWH	BILLING COMPONENTS					TOTAL CHARGES (\$)
		SUPPLIED BY KPCO SOURCES		FUEL CHARGE (\$)	DEMAND (\$)	OTHER CHARGES (\$)	
		MWH					
SPOT MARKET ENERGY - BAL	30,951	30,951	962,785	0	(263,087)	699,698	
SPOT MARKET ENERGY - DA	107,040	107,040	3,910,601	0	229,373	4,139,974	
	137,991	137,991	4,873,386 ⁽¹⁾	0.00	(33,714)	4,839,672	
PRIOR PERIOD ADJUSTMENT	0	0	0.00	0.00	0.00		
INTERRUPTIBLE BUY/THROUGH	0	0	0.00	0.00	0.00	0.00	
TOTALS:	137,991	137,991	4,873,386	0	(33,714)	4,839,672	
KPCo's other costs incurred, (other than fuel from Account 151):						388,934.90	
AEP energy cost less the actual energy costs incurred by KPCo:						0.00	
Difference (Total AEP energy charges - Total AEP energy costs):						(422,649)	
Total (Other Charges):						<u>(33,714)</u>	
SUPPLIED BY KPCo SOURCES - FUEL CHARGE (Page 3)						4,873,386	
Add: ALLOCATED TO SYSTEM SALES (PAGE 2)						1,975,777	
Less: FUEL ALLOCATED TO SYSTEM SALES						1,975,777	
INTER-SYSTEM SALES - FUEL COSTS (PAGE 4)						<u>-</u>	
						4,873,386	

FINAL SCHEDULE JULY 2023 COSTS - ACTUAL

**KENTUCKY POWER COMPANY
FUEL COST SCHEDULE
MONTH ENDED: JULY 2023**

	BIG SANDY 1	MITCHELL 1 KP	MITCHELL 2 KP	FUEL AMOUNTS (\$)
(A) COMPANY GENERATION				
COAL BURNED		5,613,409.97	6,639,647.69	12,253,057.66
OIL BURNED		123,558.63	145,590.15	269,148.78
⁽³⁾ GAS BURNED	3,195,400.70			3,195,400.70
FUEL (JOINTLY OWNED PLANT)				-----
⁽¹⁾ FUEL (ASSIGNED COST DURING F.O.)				781,891.61
FUEL (SUBSTITUTE FOR F.O.)				-----
SUB-TOTAL				16,499,498.75
(B) PURCHASES				
IDENTIFIABLE FUEL COST - OTHER PURCHASES				4,895,716.11
IDENTIFIABLE FUEL COST - ROCKPORT PURCHASES				0.00
⁽¹⁾ IDENTIFIABLE FUEL COST (SUBSTITUTE FOR F.O.)				1,292,453.45
⁽²⁾ IDENTIFIABLE FUEL COST (PEAKING UNIT EQUIVALENT)				73,960.70
SUB-TOTAL				3,529,301.96
(C) INTER-SYSTEM SALES				
FUEL COSTS				4,873,385.64
TOTAL FUEL COSTS (A + B - C)				15,155,415.07
F.O. = FORCED OUTAGE				
DETAILS:				
⁽¹⁾ FUEL (ASSIGNED COST DURING FORCED OUTAGE)				
TOTAL REPLACEMENT (IDENTIFIABLE FUEL COST)				
FUEL COST DUE TO F.O.:	28,236,585 kWh	45.772	MILLS/kWh	1,292,453.45
TOTAL ALLOWABLE (IDENTIFIABLE FUEL COST)				
REPLACEMENT FUEL COST FOR F.O.:	28,236,585 kWh	27.691	MILLS/kWh	781,891.61

⁽¹⁾ 1 BIG SANDY FORCED OUTAGE(S) THIS MONTH
1 MITCHELL UNIT 1 FORCED OUTAGE(S) THIS MONTH
0 MITCHELL UNIT 2 FORCED OUTAGE(S) THIS MONTH

⁽²⁾ Amount in excess of peaking unit equivalent as calculated in accordance with KPSC Order OF October 3, 2002 in Case No. 2000-00495-B.

⁽³⁾ The amount shown above as the gas burned for Big Sandy 1 includes the reservation fee.

AMERICAN ELECTRIC POWER SERVICE CORPORATION
 FUEL AND ENERGY SYSTEM PRACTICES
 AMERICAN ELECTRIC POWER
 MONTHLY PURCHASE SUMMARY REPORT FOR KPCC
 (Year:2023 Month:7 Cycle:Actual) East Purchase Power Report for Book Name: JUL 2023 ACT

ORIGINAL FILED SEPTEMBER 12, 2023

=====		TOTAL			ALLOCATED			FIRM		
NERC Id	Transaction Class	MWH	ENERGY COST	FUEL COST	MWH	ENERGY COST	FUEL COST	MWH	ENERGY COST	FUEL COST
OVPS	OVPS	-	-	-	-	-	-	-	-	-
PJM	SPOT MARKET ENERGY - BAL	81,663	3,334,047.29	3,334,047.29	37,587	1,763,756.92	1,763,756.92	44,076	1,570,290.37	1,570,290.37
PJM	SPOT MARKET ENERGY - DA	48,160	1,561,668.82	1,561,668.82	3,290	212,020.26	212,020.26	44,870	1,349,648.56	1,349,648.56
Total		129,823	4,895,716.10	4,895,716.10	40,877	1,975,777.17	1,975,777.17	88,946	2,919,938.93	2,919,938.93

APPENDIX A

KENTUCKY POWER COMPANY BIG SANDY - TOTAL PLANT July 2023

<u>Line No.</u>	<u>Item Description</u>	
1.	Unit Performance:	
	a. Capacity (name plate rating) (MW)	295.4
	b. Capacity (average load) (MW)	197.6
	c. Net Demonstrated Capability (MW)	295.4
	d. Net Capability Factor (%)	66.3
2.	Heat Rate:	
	a. Btu's Consumed (MMBTU ('000s))	1,463.5
	b. Gross Generation (MWH)	151,128
	c. Net Generation (MWH)	145,659
	d. Heat Rate (L2a divided by L2c) (BTU/KWH)	10,048
3.	Operating Availability:	
	a. Hours Unit Operated	737.0
	b. Hours Available	737.0
	c. Hours During the Period	744.0
	d. Availability Factor (%)	99.1
4.	Cost per KWH:	
	a. Gross Generation - FAC Basis (Cents/KWH)	2.1
	b. Net Generation - FAC Basis (Cents/KWH)	2.2
5.	Inventory Analysis:	
	a. Number of Days Supply based on actual burn at the station	NA

APPENDIX A

**KENTUCKY POWER COMPANY
MITCHELL - TOTAL PLANT
July 2023**

<u>Line No.</u>	<u>Item Description</u>	<u>Total Mitchell</u>	<u>KPCo Share</u>
1.	Unit Performance:		
	a. Capacity (name plate rating) (MW)	1,560.3	780.2
	b. Capacity (average load) (MW)	1,052.6	526.3
	c. Net Demonstrated Capability (MW)	1,560.3	780.2
	d. Net Capability Factor (%)	63.0	63.0
2.	Heat Rate:		
	a. Btu's Consumed (MMBTU ('000s))	7,500.6	3,750.3
	b. Gross Generation (MWH)	800,372	400,186
	c. Net Generation (MWH)	731,609	365,804
	d. Heat Rate (L2a divided by L2c) (BTU/KWH)	10,252	10,252
3.	Operating Availability:		
	a. Hours Unit Operated		Reported on Unit Basis Only
	b. Hours Available		Reported on Unit Basis Only
	c. Hours During the Period		Reported on Unit Basis Only
	d. Availability Factor (%)		Reported on Unit Basis Only
4.	Cost per KWH:		
	a. Gross Generation - FAC Basis (Cents/KWH)	3.1	3.1
	b. Net Generation - FAC Basis (Cents/KWH)	3.3	3.3
5.	Inventory Analysis:		
	a. Number of Days Supply based on 12 Month actual burn at the station	262.8	262.8

APPENDIX A

KENTUCKY POWER COMPANY

MITCHELL - UNIT 1

July 2023

<u>Line No.</u>	<u>Item Description</u>		
1.	Unit Performance:		
	a. Capacity (name plate rating) (MW)		770.1
	b. Capacity (average load) (MW)		467.3
	c. Net Demonstrated Capability (MW)		770.1
	d. Net Capability Factor (%)		51.7
2.	Heat Rate:		
	a. Btu's Consumed (MMBTU ('000s))		3,340.3
	b. Gross Generation (MWH)		329,709
	c. Net Generation (MWH)		296,123
	d. Heat Rate (L2a divided by L2c) (BTU/KWH)		11,280
3.	Operating Availability:		
	a. Hours Unit Operated		633.7
	b. Hours Available		633.7
	c. Hours During the Period		744.0
	d. Availability Factor (L3b divided by L3c) (%)		85.2
4.	Cost per KWH:		
	a. Gross Generation - FAC Basis (Cents/KWH)	Reported on total plant basis only	
	b. Net Generation - FAC Basis (Cents/KWH)	Reported on total plant basis only	
5.	Inventory Analysis:		
	a. Number of Days Supply based on 12 Month actual burn at the station	Reported on total plant basis only	

APPENDIX A

**KENTUCKY POWER COMPANY
MITCHELL - UNIT 2
July 2023**

<u>Line No.</u>	<u>Item Description</u>		
1.	Unit Performance:		
	a. Capacity (name plate rating) (MW)		790.2
	b. Capacity (average load) (MW)		585.3
	c. Net Demonstrated Capability (MW)		790.2
	d. Net Capability Factor (%)		74.1
2.	Heat Rate:		
	a. Btu's Consumed (MMBTU ('000s))		4,160.3
	b. Gross Generation (MWH)		470,663
	c. Net Generation (MWH)		435,486
	d. Heat Rate (L2a divided by L2c) (BTU/KWH)		9,553
3.	Operating Availability:		
	a. Hours Unit Operated		744.0
	b. Hours Available		744.0
	c. Hours During the Period		744.0
	d. Availability Factor (L3b divided by L3c) (%)		100.0
4.	Cost per KWH:		
	a. Gross Generation - FAC Basis (Cents/KWH)	Reported on total plant basis only	
	b. Net Generation - FAC Basis (Cents/KWH)	Reported on total plant basis only	
5.	Inventory Analysis:		
	a. Number of Days Supply based on 12 Month actual burn at the station	Reported on total plant basis only	

July 2023

Allowable BLI	Description	Amount
1200	Day-ahead Spot Market Energy	-
1200a		-
1205	Balancing Spot Market Energy	-
1205a		-
1210	Day-ahead Transmission Congestion	743,408.64
1210a		
1215	Balancing Transmission Congestion	(179,828.02)
1215a		
1218	Planning Period Congestion Uplift	
1218a		
1220	Day-ahead Transmission Losses	911,504.54
1220a		
1225	Balancing Transmission Losses	(109,081.16)
1225a		
1230	Inadvertent Interchange	8,318.38
1230a		
1250	Meter Error Correction	(1,302.09)
1250a		23,339.44
1260	Emergency Energy	
1260a		
1340	Regulation and Frequency Response Service Charge	33,231.22
1340a		(527.06)
1350	Energy Imbalance Service Charge	
1350a		
1360	Synchronized Reserve Charge	32,732.30
1360a		0.54
1370	Day-ahead Operating Reserve Charge	21,653.53
1370a		
1375	Balancing Operating Reserve	14,228.06
1375a		(19,829.30)
1377	Synchronous Condensing Charge	
1377a		
1378	Reactive Services Charge	
1378a		
1400	Load Reconciliation for Spot Market Energy	
1400a		
1410	Load Reconciliation for Transmission Congestion	
1410a		
1420	Load Reconciliation Transmission Losses	
1420a		
1430	Load Reconciliation for Inadvertent Interchange	
1430a		
1460	Load Reconciliation for Regulation and Frequency Response Service	
1460a		
1470	Load Reconciliation for Synchronized Reserve	
1470a		
1478	Load Reconciliation for Balancing Operating Reserve	
1478a		
1480	Load Reconciliation for Synchronous Condensing	
1480a		
1490	Load Reconciliation for Reactive Services	
1490a		
1500	Financial Transmission Rights Auction	673,955.70
1500a		

1930	Generation Deactivation Charge	
1930a		
2210	Transmission Congestion Credit	
2210a		
2211	Day-ahead Transmission Congestion	(203,799.20)
2211a		
2215	Balancing Transmission	143,884.12
2215a		
2217	Planning Period Excess Congestion Credit	
2217a		-
2218	Planning Period Congestion Uplift Credit	
2218a		
2220	Transmission Losses Credit	(216,180.54)
2220a		
2260	Emergency Energy Credit	
2260a		
2340	Regulation and Frequency Response Service Credit	20,087.31
2340a		(23.00)
2350	Energy Imbalance Service Credit	
2350a		
2360	Synchronized Reserve Credit	3,960.09
2360a		
2370	Day-ahead Operating Reserve Credit	(14,113.22)
2370a		
2375	Balancing Operating Reserve Credit	(631.60)
2375a		
2377	Synchronous Condensing Credit	
2377a		
2378	Reactive Services Credit	
2378a		
2415	Balancing Transmission Congestion Load Reconciliation	
2415a		
2420	Load Reconciliation for Transmission Losses	
2420a		
2500	Financial Transmission Rights Auction	
2500a		
2510	Auction Revenue Rights	(696,421.20)
2510a		
2930	Generation Deactivation Credit	
2930a		

Sum of Allowable BLIs (In accounts outside those already being captured)

1,188,567.48



An **AEP** Company

BOUNDLESS ENERGY™

DELIVERED VIA EMAIL TO PSCED@KY.GOV

September 14, 2023

Linda C. Bridwell
Executive Director
Kentucky Public Service Commission
211 Sower Blvd.
Frankfort, Kentucky 40602-0615

RE: THE STANDARD FUEL ADJUSTMENT CLAUSE BACKUP FILING

Dear Ms. Bridwell:

In compliance with the Commission's Order dated November 25, 1981 in Case No. 8058-A, Kentucky Power is forwarding herewith for the month of July, 2023 the required backup information for the fuel adjustment clause applied to customers' bills in the month of September, 2023:

1. Fuel Inventory Schedule – Coal
2. Fuel Inventory Schedule – Gas
3. Fuel Inventory Schedule – Oil
4. Fuel Purchase Schedule – Coal
5. Fuel Purchase Schedule – Gas
6. Fuel Purchase Schedule – Oil
7. Power Transaction Schedule
8. Unit Performance Data
9. Fuel-Related PJM Billing Line Items

Pursuant to the Commission's Order dated October 3, 2002 in Case No. 2000-495-B, and as modified by the Commission's January 18, 2018 Order in Case No. 2017-00179, the Company began using the peaking unit equivalent approach to calculate the level of non-economy purchased power costs to flow through the fuel adjustment clause in the actual fuel costs. These fuel costs are documented on the attached Power Transaction Schedule.

In accordance with the Commission's letter dated June 13, 2014, fuel contracts will be filed electronically.

Should you have any questions, please contact me at (606) 327-2603.

Sincerely,

A handwritten signature in blue ink, appearing to read "Brian K. West". The signature is fluid and cursive, with a long horizontal stroke at the end.

Brian K. West
Vice President, Regulatory & Finance

Attachment

KENTUCKY POWER COMPANY
 ANALYSIS OF COAL PURCHASES
 July 2023

Station and Supplier (a)	P B D U (b)	P O C N (c)	P I (c1)	M I (d)	S T (e)	Tons Purchased (f)	BTU Per LB. (g)	No. MMBTU Per Ton (h)	FOB Mine		Trans Cost		Delivered Cost				
									Price Per Ton (i)	Cents Per MMBTU (j)	Per Ton (k)	Cents Per MMBTU (l)	Per Ton (m)	Cents Per MMBTU (n)	% Sulfur (o)	% Ash (p)	% H2O (q)
TOTAL KENTUCKY POWER																	
ACNR Coal Sales, Inc.	P	07-77-05-900ACNR-C	A	C	WV	50,000.00	12,820	25.64	41.18	160.60	0.00	0.00	41.18	160.60	2.24	8.59	6.37
Blackhawk Coal Sales	P	03-00-23-9M3	A	B	WV	4,658.50	12,213	24.43	167.67	686.32	9.22	37.74	176.89	724.06	0.88	12.12	6.98
Blackhawk Coal Sales	P	03-00-21-9M1	A	B	WV	11,704.70	12,059	24.12	54.88	227.51	7.85	32.55	62.73	260.06	0.81	13.16	6.53
Blackhawk Coal Sales	P	03-00-21-9M4	A	B	WV	3,106.90	12,079	24.16	77.04	318.86	7.85	32.49	84.89	351.36	0.84	12.59	6.99
Alpha Thermal CS Company (C)	P	03-00-21-9M2	A	B	WV	714.40	12,062	24.12	56.76	235.34	29.17	120.95	85.94	356.28	0.79	12.04	7.65
Alpha Thermal CS Company (C)	P	03-00-21-9M3	A	B	WV	2,537.05	12,193	24.39	71.63	293.67	3.13	12.85	74.76	306.52	0.68	11.80	6.96
Noble Coal, LLC	P	03-00-22-002	A	B	KY	2,318.60	12,466	24.93	172.36	691.37	8.06	32.32	180.42	723.69	1.34	8.53	7.54
BAMM, Inc.	P	03-00-21-003	A	B	KY	3,024.70	12,231	24.46	72.87	297.93	8.44	34.51	81.31	332.44	0.91	9.58	8.38
Alliance	P	03-00-22-9M3	A	B	WV	20,154.00	12,490	24.98	90.49	362.23	0.50	1.99	90.98	364.22	2.87	9.31	6.96
Case Coal Sales,LLC	P	03-00-21-002	A	B	KY	1,574.55	11,785	23.57	82.93	351.84	8.06	34.19	90.99	386.03	0.91	11.65	7.49
Pocahontas Sales and Logistics	P	03-00-23-002	A	B	WV	5,896.65	12,878	25.76	164.74	639.51	10.72	41.61	175.46	681.12	0.86	6.47	7.86
Blackhawk Coal Sales	P	03-00-23-9M2	A	B	WV	9,833.80	12,187	24.37	171.27	702.80	7.20	29.55	178.47	732.35	0.87	12.65	6.20
River Trading	P	03-00-21-004	A	B	KY	1,642.04	11,819	23.64	81.73	345.72	8.63	36.49	90.36	382.21	1.22	11.70	8.10
Blackhawk Coal Sales	P	03-00-23-9M1	A	B	WV	5,412.30	12,169	24.34	109.23	448.78	7.85	32.25	117.08	481.03	0.80	11.78	7.20
TOTAL SYSTEM WEIGHTED AVERAGE						122,578.19	12,509	25.02	80.76	324.95	3.64	14.85	84.39	339.80	1.76	9.94	6.74

(b) PDBU = Producer, Broker, Distributor or Utility
 (c) POCN = Purchase Order or Contract Number
 (c1) PT = Product Type
 By contract, Product Types designate different commodity sources (mines)

(d) MT = Mode of Transportation
 Designated by Symbol
 R = Rail
 B = Barge
 T = Truck
 C = Conveyor Belt
 P = Pipeline

(e) ST = State of origin

KENTUCKY POWER COMPANY
ANALYSIS OF COAL PURCHASES
July 2023

Station and Supplier (a)	P B D U (b)	P O C N (c)	P M I (c1)	M I ST (d)	Tons Purchased (f)	BTU Per LB. (g)	No. MMBTU Per Ton (h)	FOB Mine		Trans Cost (A) (B)		Delivered Cost					
								Price Per Ton (i)	Cents Per MMBTU (j)	Per Ton (k)	Cents Per MMBTU (l)	Per Ton (m)	Cents Per MMBTU (n)	% Sulfur (o)	% Ash (p)	% H2O (q)	
(A) (B)																	
ACNR Coal Sales, Inc.	P	07-77-05-900ACNR-C	A	C	WV	100,000.00	12,820	25.64	41.18	160.60	0.00	0.00	41.18	160.60	2.24	8.59	6.37
Blackhawk Coal Sales	P	03-00-23-9M3	A	B	WV	9,317.00	12,213	24.43	167.67	686.32	9.22	37.74	176.89	724.06	0.88	12.12	6.98
Blackhawk Coal Sales	P	03-00-21-9M1	A	B	WV	23,409.40	12,059	24.12	54.88	227.51	7.85	32.55	62.73	260.06	0.81	13.16	6.53
Blackhawk Coal Sales	P	03-00-21-9M4	A	B	WV	6,213.80	12,079	24.16	77.04	318.86	7.85	32.49	84.89	351.36	0.84	12.59	6.99
Alpha Thermal CS Company (C) (D)	P	03-00-21-9M2	A	B	WV	1,428.80	12,062	24.12	56.76	235.34	29.17	120.95	85.94	356.28	0.79	12.04	7.65
Alpha Thermal CS Company (C)	P	03-00-21-9M3	A	B	WV	5,074.10	12,193	24.39	71.63	293.67	3.13	12.85	74.76	306.52	0.68	11.80	6.96
Noble Coal, LLC	P	03-00-22-002	A	B	KY	4,637.20	12,466	24.93	172.36	691.37	8.06	32.32	180.42	723.69	1.34	8.53	7.54
BAMM, Inc.	P	03-00-21-003	A	B	KY	6,049.40	12,231	24.46	72.87	297.93	8.44	34.51	81.31	332.44	0.91	9.58	8.38
Alliance	P	03-00-22-9M3	A	B	WV	40,308.00	12,490	24.98	90.49	362.23	0.50	1.99	90.98	364.22	2.87	9.31	6.96
Case Coal Sales,LLC	P	03-00-21-002	A	B	KY	3,149.10	11,785	23.57	82.93	351.84	8.06	34.19	90.99	386.03	0.91	11.65	7.49
Pocahontas Sales and Logistics	P	03-00-23-002	A	B	WV	11,793.30	12,878	25.76	164.74	639.51	10.72	41.61	175.46	681.12	0.86	6.47	7.86
Station Weighted Average						211,380.10	12,567	25.14	70.86	283.13	3.01	12.26	73.87	295.38	1.90	9.56	6.75
(A) (B)																	
Spot Market:																	
Blackhawk Coal Sales	P	03-00-23-9M2	A	B	WV	19,667.60	12,187	24.37	171.27	702.80	7.20	29.55	178.47	732.35	0.87	12.65	6.20
River Trading	P	03-00-21-004	A	B	KY	3,284.07	11,819	23.64	81.73	345.72	8.63	36.49	90.36	382.21	1.22	11.70	8.10
Blackhawk Coal Sales	P	03-00-23-9M1	A	B	WV	10,824.60	12,169	24.34	109.23	448.78	7.85	32.25	117.08	481.03	0.80	11.78	7.20
Station Weighted Average						33,776.27	12,145	24.29	142.68	586.67	7.55	31.09	150.23	617.76	0.88	12.28	6.71
TOTAL STATION WEIGHTED AVERAGE						245,156.37	12,509	25.02	80.76	324.95	3.64	14.85	84.39	339.80	1.76	9.94	6.74

Notes

- (A) There were demurrage charges of \$30,700 (\$15,350 KYPCo share) so the transportation costs reported for July 2023 are higher compared to historical and contractual amounts.
 (B) Total Station Weighted Average Transportation Costs includes the ACNR Coal Sales, Inc. ("ACNR", formerly Consolidation Coal Company) contract which has no associated transportation costs. ACNR assumed the former Consolidation Coal Company's contract as part of the sale of Murray Energy's assets.
 (C) Contura Energy, Inc. changed its name to Alpha Metallurgical Resources, Inc. In connection with this initiative all Contura Coal Sales, LLC thermal coal sales contracts are now using the Alpha Thermal Coal Sales Company name.
 (D) Transportation costs on this contract include adjustments for June 2023 shipments.

ANALYSIS OF OIL PURCHASES

Supplier	P B D U (b)	P O C N (c)	M I T (d)	Station Name	Gal or Cu. Ft. Purchased	BTU per Unit	Delivered Cost Per Gal	Cents Per MMBTU
Marathon Petroleum LP	P	03-FO-22-001	T	Mitchell	240,207.00	138,914.00	2.61	1,876.16

MITCHELL PLANT - KENTUCKY POWER SHARE OF PURCHASES

Kentucky Power Share of Oil Receipts	120,103.50			
Mitchell Total Oil Receipts	240,207.00			
Mitchell - Kentucky Power Oil Receipts Ratio	50.00%			
Marathon Petroleum LP	P	03-FO-22-001	T	120,103.50

(b) PDBU = Producer, Broker, Distributor or Utility	(d) MT = Mode of Transportation Designated by Symbol R = Rail B = Barge T = Truck C = Conveyor Belt P = Pipeline
(c) POCN = Purchase Order or Contract Number	(e) ST = State of origin
(c1) PT = Product Type By contract, Product Types designate different commodity sources (mines)	

KENTUCKY POWER COMPANY
 ANALYSIS OF GAS PURCHASES
 July 2023

<u>Supplier</u> (a)	<u>P O C N</u> (b)	<u>M T</u> (c)	<u>Station Name</u> (d)	<u>Gross MMBTU Purchased</u> (e)	<u>Net MMBTU Purchased</u> (f)	<u>Delivered Cost \$</u> (g)	<u>Gross \$ Per MMBTU</u> (h)	<u>Net \$ Per MMBTU</u> (i)	<u>% SO₂</u> (j)
J ARON	-	P	Big Sandy	992,000	970,859	1,790,560.00	1.81	1.84	-
MACQUARIE	-	P	Big Sandy	540,000	528,492	917,987.50	1.70	1.74	-
MERCURIAEA	-	P	Big Sandy	10,000	9,787	18,350.00	1.84	1.87	-
Columbia Gas	173522 & 177527	P	Big Sandy			17,647.10	0.00	-	-
Columbia Gas - Reservation Fee	173522	P	Big Sandy			524,390.40	0.00	-	-
				<u>1,542,000</u>	<u>1,509,138</u>	<u>3,268,935.00</u>			

(b) POCN = Purchase Order or Contract Number

(c) MT = Mode of Transportation
 Designated by Symbol
 R =Rail
 B =Barge
 T =Truck
 C =Conveyor Belt
 P =Pipeline

(j) % of sulfur in natural gas is not applicable

**KENTUCKY POWER COMPANY
MITCHELL PLANT - KPCO SHARE
July-2023**

COAL INVENTORY SCHEDULE

		<u>Tons</u>	<u>Amount</u>	<u>Per Unit</u>
Beginning Inventory		575,906.31	\$51,831,101.06	\$89.9992
Purchases		122,578.19	\$10,344,905.31	\$84.3943
Adjustments	1	<u>0.00</u>	<u>\$0.00</u>	<u>\$0.0000</u>
Sub-Total		698,484.50	\$62,176,006.37	\$89.0156
Less Coal Burned		<u>150,966.50</u>	<u>\$12,253,057.66</u>	<u>\$81.1641</u>
Ending Inventory		<u><u>547,518.00</u></u>	<u><u>\$49,922,948.71</u></u>	<u><u>\$91.1805</u></u>

1 No Coal Pile Survey Adjustment this reporting period.

**KENTUCKY POWER COMPANY
BIG SANDY PLANT
July 2023**

GAS INVENTORY SCHEDULE

	<u>MMBTU</u>	<u>Amount</u>	<u>\$/MMBTU</u>
Beginning Inventory ⁽¹⁾	(37,601.00)	\$ (60,161.57)	\$1.6000
Purchases	1,509,138.00	\$ 3,268,935.00	\$2.1661
Gas Sales	0.00	\$ -	\$0.0000
Adjustments(Imbalance point usage)	0.00	\$ -	\$0.0000
Sub-Total	1,471,537.00	\$ 3,208,773.43	\$2.1806
Less Disposed			
Generation	1,463,549.00	\$ 3,195,400.67	\$2.1833
Loss or (Gain) on Sale	0.00	\$ (0.01)	\$0.0000
Other(Tax expense)	0.00	\$ -	\$0.0000
Ending Inventory ⁽¹⁾	7,988.00	\$ 13,372.77	\$1.6741

⁽¹⁾ Due to purchases of natural gas being day ahead, consumption may differ from purchased natural gas leading to an imbalance at the beginning or end of every month.

**KENTUCKY POWER COMPANY
MITCHELL PLANT - KPCO SHARE
July-2023**

OIL INVENTORY SCHEDULE

	<u>Gallons</u>	<u>Amount</u>	<u>Per Unit</u>
Beginning Inventory	350,480.15	\$1,047,568.12	\$2.9890
Purchases	120,103.50	\$313,018.95	\$2.6062
Adjustments	0.00	\$0.00	\$0.0000
Sub-Total	470,583.65	\$1,360,587.07	\$2.8913
Less Disposed			
Generation	93,090.00	\$269,148.78	\$2.8913
Chemical Cleaning/Other	0.00	\$0.00	\$0.0000
Ending Inventory	377,493.65	\$1,091,438.29	\$2.8913

**KENTUCKY POWER COMPANY
POWER TRANSACTION SCHEDULE
July 2023**

TRANSACTION TYPES *

SPOT MARKET ENERGY - DA	PJM MARKET SPOT ENERGY - DAY AHEAD
SPOT MARKET ENERGY - BAL	PJM MARKET SPOT ENERGY - BALANCING

* Due to voluminous transactions, they are aggregated by type rather than by interconnected utility.

PURCHASES

TRANSACTION TYPE	BILLING COMPONENTS				
	MWH	FUEL CHARGE (\$)	DEMAND (\$)	OTHER CHARGES (\$)	TOTAL CHARGES (\$)
SPOT MARKET ENERGY - BAL	81,663	3,334,047.29	0.00	0.00	3,334,047.29
SPOT MARKET ENERGY - DA	48,160	1,561,668.82	0.00	0.00	1,561,668.82
Subtotal:	129,823 ⁽¹⁾	4,895,716.11	0.00	0.00	4,895,716.11
ROCKPORT UNIT #1 - LEASE	0	0.00	0.00	0.00	0.00
ROCKPORT UNIT #2 - LEASE	0	0.00	0.00	0.00	0.00
Subtotal:	0	0.00	0.00	0.00	0.00
INTERRUPTIBLE BUY/THROUGH	0	0.00	0.00	0.00	0.00
TOTALS:	129,823	4,895,716.11	0.00	0.00	4,895,716.11

	<u>MWH</u>	<u>Total Energy Charges</u>
⁽¹⁾ SME PURCHASES - ALLOCATED TO SYSTEM SALES:	40,877	1,975,777.18
SME PURCHASES - ALLOCATED TO INTERNAL CUSTOMERS:	88,946	2,919,938.93
ROCKPORT PURCHASES - ALLOCATED TO SYSTEM SALES:	0	0.00
ROCKPORT PURCHASES - ALLOCATED TO INTERNAL CUSTOMERS:	0	0.00
	<u>129,823</u>	<u>4,895,716.11</u>
LESS: PJM IMPLICIT CONGESTION INCLUDED IN THE INTERNAL CUSTOMER'S FIGURE:	0	0.00
NET INCLUDABLE ENERGY CHARGES:	129,823	4,895,716.11

KENTUCKY POWER COMPANY
 POWER TRANSACTION SCHEDULE
 MONTH ENDED: JULY 2023

SALES TRANSACTION TYPE	KPCO DELIVERED MWH	BILLING COMPONENTS					TOTAL CHARGES (\$)
		SUPPLIED BY KPCO SOURCES		DEMAND (\$)	OTHER CHARGES (\$)		
		MWH	FUEL CHARGE (\$)				
SPOT MARKET ENERGY - BAL	30,951	30,951	962,785	0	(263,087)	699,698	
SPOT MARKET ENERGY - DA	107,040	107,040	3,910,601	0	229,373	4,139,974	
	137,991	137,991	4,873,386 ⁽¹⁾	0.00	(33,714)	4,839,672	
PRIOR PERIOD ADJUSTMENT	0	0	0.00	0.00	0.00		
INTERRUPTIBLE BUY/THROUGH	0	0	0.00	0.00	0.00	0.00	
TOTALS:	137,991	137,991	4,873,386	0	(33,714)	4,839,672	
KPCo's other costs incurred, (other than fuel from Account 151):						388,934.90	
AEP energy cost less the actual energy costs incurred by KPCo:						0.00	
Difference (Total AEP energy charges - Total AEP energy costs):						(422,649)	
Total (Other Charges):						<u>(33,714)</u>	
SUPPLIED BY KPCo SOURCES - FUEL CHARGE (Page 3)						4,873,386	
Add: ALLOCATED TO SYSTEM SALES (PAGE 2)						1,975,777	
Less: FUEL ALLOCATED TO SYSTEM SALES						1,975,777	
INTER-SYSTEM SALES - FUEL COSTS (PAGE 4)						<u>-</u>	
						4,873,386	

FINAL SCHEDULE JULY 2023 COSTS - ACTUAL

**KENTUCKY POWER COMPANY
 FUEL COST SCHEDULE
 MONTH ENDED: JULY 2023**

	BIG SANDY 1	MITCHELL 1 KP	MITCHELL 2 KP	FUEL AMOUNTS (\$)
(A) COMPANY GENERATION				
COAL BURNED		5,613,409.97	6,639,647.69	12,253,057.66
OIL BURNED		123,558.63	145,590.15	269,148.78
⁽³⁾ GAS BURNED	3,195,400.70			3,195,400.70
FUEL (JOINTLY OWNED PLANT)				-----
⁽¹⁾ FUEL (ASSIGNED COST DURING F.O.)				289,225.98
FUEL (SUBSTITUTE FOR F.O.)				-----
SUB-TOTAL				16,006,833.12
(B) PURCHASES				
IDENTIFIABLE FUEL COST - OTHER PURCHASES				4,895,716.11
IDENTIFIABLE FUEL COST - ROCKPORT PURCHASES				0.00
⁽¹⁾ IDENTIFIABLE FUEL COST (SUBSTITUTE FOR F.O.)				636,351.06
⁽²⁾ IDENTIFIABLE FUEL COST (PEAKING UNIT EQUIVALENT)				189,954.60
SUB-TOTAL				4,069,410.45
(C) INTER-SYSTEM SALES				
FUEL COSTS				4,873,385.64
TOTAL FUEL COSTS (A + B - C)				15,202,857.93
F.O. = FORCED OUTAGE				
DETAILS:				
⁽¹⁾ FUEL (ASSIGNED COST DURING FORCED OUTAGE)				
TOTAL REPLACEMENT (IDENTIFIABLE FUEL COST)				
FUEL COST DUE TO F.O.:	7,927,040 kWh	80.276	MILLS/kWh	636,351.06
TOTAL ALLOWABLE (IDENTIFIABLE FUEL COST)				
REPLACEMENT FUEL COST FOR F.O.:	7,927,040 kWh	36.486	MILLS/kWh	289,225.98

⁽¹⁾ 1 BIG SANDY FORCED OUTAGE(S) THIS MONTH
 1 MITCHELL UNIT 1 FORCED OUTAGE(S) THIS MONTH
 0 MITCHELL UNIT 2 FORCED OUTAGE(S) THIS MONTH

⁽²⁾ Amount in excess of peaking unit equivalent as calculated in accordance with KPSC Order Of October 3, 2002 in Case No. 2000-00495-B.

⁽³⁾ The amount shown above as the gas burned for Big Sandy 1 includes the reservation fee.

AMERICAN ELECTRIC POWER SERVICE CORPORATION
 FUEL AND ENERGY SYSTEM PRACTICES
 AMERICAN ELECTRIC POWER
 MONTHLY PURCHASE SUMMARY REPORT FOR KPCO
 (Year:2023 Month:7 Cycle:Actual) East Purchase Power Report for Book Name: JUL 2023 ACT

REVISED PAGE AS FILED ON AUGUST 19, 2024
 No Changes from Original Filed on September 12, 2023

NERC Id		Transaction Class	MWH	TOTAL ENERGY COST	TOTAL FUEL COST	MWH	ALLOCATED ENERGY COST	ALLOCATED FUEL COST	MWH	FIRM ENERGY COST	FIRM FUEL COST
OVPS	OVPS		-	-	-	-	-	-	-	-	-
PJM	SPOT MARKET ENERGY - BAL		81,663	3,334,047.29	3,334,047.29	37,587	1,763,756.92	1,763,756.92	44,076	1,570,290.37	1,570,290.37
PJM	SPOT MARKET ENERGY - DA		48,160	1,561,668.82	1,561,668.82	3,290	212,020.26	212,020.26	44,870	1,349,648.56	1,349,648.56
Total			129,823	4,895,716.10	4,895,716.10	40,877	1,975,777.17	1,975,777.17	88,946	2,919,938.93	2,919,938.93

APPENDIX A

**KENTUCKY POWER COMPANY
 BIG SANDY - TOTAL PLANT
 July 2023**

<u>Line No.</u>	<u>Item Description</u>	
1.	Unit Performance:	
	a. Capacity (name plate rating) (MW)	295.4
	b. Capacity (average load) (MW)	197.6
	c. Net Demonstrated Capability (MW)	295.4
	d. Net Capability Factor (%)	66.3
2.	Heat Rate:	
	a. Btu's Consumed (MMBTU ('000s))	1,463.5
	b. Gross Generation (MWH)	151,128
	c. Net Generation (MWH)	145,659
	d. Heat Rate (L2a divided by L2c) (BTU/KWH)	10,048
3.	Operating Availability:	
	a. Hours Unit Operated	737.0
	b. Hours Available	737.0
	c. Hours During the Period	744.0
	d. Availability Factor (%)	99.1
4.	Cost per KWH:	
	a. Gross Generation - FAC Basis (Cents/KWH)	2.1
	b. Net Generation - FAC Basis (Cents/KWH)	2.2
5.	Inventory Analysis:	
	a. Number of Days Supply based on actual burn at the station	NA

APPENDIX A

**KENTUCKY POWER COMPANY
 MITCHELL - TOTAL PLANT
 July 2023**

<u>Line No.</u>	<u>Item Description</u>	<u>Total Mitchell</u>	<u>KPCo Share</u>
1.	Unit Performance:		
	a. Capacity (name plate rating) (MW)	1,560.3	780.2
	b. Capacity (average load) (MW)	1,052.6	526.3
	c. Net Demonstrated Capability (MW)	1,560.3	780.2
	d. Net Capability Factor (%)	63.0	63.0
2.	Heat Rate:		
	a. Btu's Consumed (MMBTU ('000s))	7,500.6	3,750.3
	b. Gross Generation (MWH)	800,372	400,186
	c. Net Generation (MWH)	731,609	365,804
	d. Heat Rate (L2a divided by L2c) (BTU/KWH)	10,252	10,252
3.	Operating Availability:		
	a. Hours Unit Operated		Reported on Unit Basis Only
	b. Hours Available		Reported on Unit Basis Only
	c. Hours During the Period		Reported on Unit Basis Only
	d. Availability Factor (%)		Reported on Unit Basis Only
4.	Cost per KWH:		
	a. Gross Generation - FAC Basis (Cents/KWH)	3.1	3.1
	b. Net Generation - FAC Basis (Cents/KWH)	3.3	3.3
5.	Inventory Analysis:		
	a. Number of Days Supply based on 12 Month actual burn at the station	262.8	262.8

APPENDIX A

**KENTUCKY POWER COMPANY
 MITCHELL - UNIT 1
 July 2023**

<u>Line No.</u>	<u>Item Description</u>	
1.	Unit Performance:	
	a. Capacity (name plate rating) (MW)	770.1
	b. Capacity (average load) (MW)	467.3
	c. Net Demonstrated Capability (MW)	770.1
	d. Net Capability Factor (%)	51.7
2.	Heat Rate:	
	a. Btu's Consumed (MMBTU ('000s))	3,340.3
	b. Gross Generation (MWH)	329,709
	c. Net Generation (MWH)	296,123
	d. Heat Rate (L2a divided by L2c) (BTU/KWH)	11,280
3.	Operating Availability:	
	a. Hours Unit Operated	633.7
	b. Hours Available	633.7
	c. Hours During the Period	744.0
	d. Availability Factor (L3b divided by L3c) (%)	85.2
4.	Cost per KWH:	
	a. Gross Generation - FAC Basis (Cents/KWH)	Reported on total plant basis only
	b. Net Generation - FAC Basis (Cents/KWH)	Reported on total plant basis only
5.	Inventory Analysis:	
	a. Number of Days Supply based on 12 Month actual burn at the station	Reported on total plant basis only

APPENDIX A

**KENTUCKY POWER COMPANY
 MITCHELL - UNIT 2
 July 2023**

<u>Line No.</u>	<u>Item Description</u>	
1.	Unit Performance:	
	a. Capacity (name plate rating) (MW)	790.2
	b. Capacity (average load) (MW)	585.3
	c. Net Demonstrated Capability (MW)	790.2
	d. Net Capability Factor (%)	74.1
2.	Heat Rate:	
	a. Btu's Consumed (MMBTU ('000s))	4,160.3
	b. Gross Generation (MWH)	470,663
	c. Net Generation (MWH)	435,486
	d. Heat Rate (L2a divided by L2c) (BTU/KWH)	9,553
3.	Operating Availability:	
	a. Hours Unit Operated	744.0
	b. Hours Available	744.0
	c. Hours During the Period	744.0
	d. Availability Factor (L3b divided by L3c) (%)	100.0
4.	Cost per KWH:	
	a. Gross Generation - FAC Basis (Cents/KWH)	Reported on total plant basis only
	b. Net Generation - FAC Basis (Cents/KWH)	Reported on total plant basis only
5.	Inventory Analysis:	
	a. Number of Days Supply based on 12 Month actual burn at the station	Reported on total plant basis only

July 2023

Allowable BLI	Description	Amount
1200	Day-ahead Spot Market Energy	-
1200a		-
1205	Balancing Spot Market Energy	-
1205a		-
1210	Day-ahead Transmission Congestion	743,408.64
1210a		
1215	Balancing Transmission Congestion	(179,828.02)
1215a		
1218	Planning Period Congestion Uplift	
1218a		
1220	Day-ahead Transmission Losses	911,504.54
1220a		
1225	Balancing Transmission Losses	(109,081.16)
1225a		
1230	Inadvertent Interchange	8,318.38
1230a		
1250	Meter Error Correction	(1,302.09)
1250a		23,339.44
1260	Emergency Energy	
1260a		
1340	Regulation and Frequency Response Service Charge	33,231.22
1340a		(527.06)
1350	Energy Imbalance Service Charge	
1350a		
1360	Synchronized Reserve Charge	32,732.30
1360a		0.54
1370	Day-ahead Operating Reserve Charge	21,653.53
1370a		
1375	Balancing Operating Reserve	14,228.06
1375a		(19,829.30)
1377	Synchronous Condensing Charge	
1377a		
1378	Reactive Services Charge	
1378a		
1400	Load Reconciliation for Spot Market Energy	
1400a		
1410	Load Reconciliation for Transmission Congestion	
1410a		
1420	Load Reconciliation Transmission Losses	
1420a		
1430	Load Reconciliation for Inadvertent Interchange	
1430a		
1460	Load Reconciliation for Regulation and Frequency Response Service	
1460a		
1470	Load Reconciliation for Synchronized Reserve	
1470a		
1478	Load Reconciliation for Balancing Operating Reserve	
1478a		
1480	Load Reconciliation for Synchronous Condensing	
1480a		
1490	Load Reconciliation for Reactive Services	
1490a		
1500	Financial Transmission Rights Auction	673,955.70
1500a		

1930	Generation Deactivation Charge	
1930a		
2210	Transmission Congestion Credit	
2210a		
2211	Day-ahead Transmission Congestion	(203,799.20)
2211a		
2215	Balancing Transmission	143,884.12
2215a		
2217	Planning Period Excess Congestion Credit	
2217a		-
2218	Planning Period Congestion Uplift Credit	
2218a		
2220	Transmission Losses Credit	(216,180.54)
2220a		
2260	Emergency Energy Credit	
2260a		
2340	Regulation and Frequency Response Service Credit	20,087.31
2340a		(23.00)
2350	Energy Imbalance Service Credit	
2350a		
2360	Synchronized Reserve Credit	3,960.09
2360a		
2370	Day-ahead Operating Reserve Credit	(14,113.22)
2370a		
2375	Balancing Operating Reserve Credit	(631.60)
2375a		
2377	Synchronous Condensing Credit	
2377a		
2378	Reactive Services Credit	
2378a		
2415	Balancing Transmission Congestion Load Reconciliation	
2415a		
2420	Load Reconciliation for Transmission Losses	
2420a		
2500	Financial Transmission Rights Auction	
2500a		
2510	Auction Revenue Rights	(696,421.20)
2510a		
2930	Generation Deactivation Credit	
2930a		

Sum of Allowable BLIs (In accounts outside those already being captured)

1,188,567.48

RECEIVED

JUL 22 2024

PUBLIC SERVICE
COMMISSION



An **AEP** Company

BOUNDLESS ENERGY™

DELIVERED VIA EMAIL TO PSCED@KY.GOV

July 22, 2024

Linda C. Bridwell
Executive Director
Public Service Commission of Kentucky
211 Sower Boulevard
Frankfort, KY 40602-0615

RE: Standard Fuel Adjustment Clause Filing

Dear Ms. Bridwell:

Enclosed are Kentucky Power Company's Fuel Adjustment Clause Schedules with supporting sales and fuel cost schedules for the July 2024 billing month. These calculations are based on estimated June 2024 fuel cost with an adjustment reflecting actual May 2024 fuel costs.

If you have any questions, please contact me at 614-906-6051.

Sincerely,

A handwritten signature in blue ink, appearing to read "Tanner S. Wolfram". The signature is fluid and cursive.

Tanner S. Wolfram
Director of Regulatory Services
Enclosure

KENTUCKY POWER COMPANY
SUMMARY OF ADJUSTMENT CLAUSES

Month Ended: June 2024

1 Fuel Adjustment Clause Factor (Page 1 of 5)	(+)	\$0.01202	
2 System Sales Clause Factor	(+)	<u>\$0.00016</u>	*
3 Total Adjustment Clause Factors		\$0.01218	

Effective Month for Billing

August 2024

Submitted by:



(Signature)

Title:

Director of Regulatory Services

Date Submitted:

July 22, 2024

* See Form 1.0, 2023 System Sales Clause Update, August 14, 2023 filing in Post-Case Filings, Case No. 2020-00174.

KENTUCKY POWER COMPANY
FUEL ADJUSTMENT CLAUSE SCHEDULE

Month Ended: June 2024

Fuel Fm (Fuel Cost Schedule)	<u>\$17,459,710</u>		
Sales Sm (Sales Schedule)	457,765,100	(+)	0.03814
Fuel (Fb)	<u>\$12,810,858</u>		
Sales (Sb)	490,482,730	(-)	<u>0.02612</u> *
			<u><u>0.01202</u></u>

Effective Month for Billing August 2024

Submitted by: 
(Signature)

Title: Director of Regulatory Services

Date Submitted: July 22, 2024

**Pursuant to PSC Order dated August 2, 2021 in Case No. 2021-00053.*

KENTUCKY POWER COMPANY**ESTIMATED FUEL COST SCHEDULE****Month Ended: June 2024**

A.	Company Generation			
	Coal Burned	(+)	\$10,602,993	
	Oil Burned	(+)	342,138	
	Gas Burned	(+)	3,166,494	
	Fuel (jointly owned plant)	(+)	0	
	Fuel (assigned cost during Forced Outage)	(+)	0	
	Fuel (substitute for Forced Outage)	(-)	0	
	Sub Total		<u>14,111,625</u>	
B.	Purchases			
	Net Energy Cost - Economy Purchases	(+)	0	
	Identifiable Fuel Cost - Other Purchases	(+)	5,152,880	
	Identifiable Fuel Cost (substitute for Forced Outage)	(-)	0	
	Sub Total		<u>5,152,880</u>	
C.	Inter-System Sales Fuel Costs		<u>2,812,137</u>	
	Sub Total		<u>2,812,137</u>	
D.	Total Fuel Cost (A + B - C)		<u><u>\$16,452,367</u></u>	
E.	Adjustment indicating the difference in actual fuel cost for the month of <u>May 2024</u> and the estimated cost originally reported. <u>\$12,916,601</u> - <u>\$12,737,243</u> = <u>179,359</u> (actual) (estimated)			
F.	Total Company Over or (Under) Recovery from Page 4, Line 12		<u>212,703</u>	
G.	Grand Total Fuel Cost (D + E - F)		<u>\$16,419,023</u>	
H.	Fuel-Related PJM Billing Line Items <u>June 2024</u>		<u>1,040,687</u>	
I.	ADJUSTED GRAND TOTAL FUEL COSTS (G + H)		<u><u>\$17,459,710</u></u>	

KENTUCKY POWER COMPANY**SALES SCHEDULE****Month Ended: June 2024**

		<u>Kilowatt-Hours</u>
A. Generation (Net)	(+)	393,618,000
Purchases Including Interchange In	(+)	<u>181,007,000</u>
Sub Total		574,625,000
B. Pumped Storage Energy	(+)	0
Inter-System Sales Including Interchange Out	(+)	92,654,000
System Losses	(+)	<u>24,205,900</u> *
Sub Total		<u>116,859,900</u>
Total Sales (A - B)		<u><u>457,765,100</u></u>

* Does not include 302,100 KWH of company usage.

KENTUCKY POWER COMPANY
OVER OR (UNDER) RECOVERY SCHEDULE

Month Ended: June 2024

Line No.			
1	FAC Rate Billed	(+)	0.00711
2	Retail KWH Billed at Above Rate	(x)	<u>421,782,222</u>
3	FAC Revenue/(Refund) (L1 * L2)		<u>2,998,872</u>
4	KWH Used to Determine Last FAC Rate Billed	(+)	397,483,028
5	Non-Jurisdictional KWH Included in L4	(-)	<u>5,199,154</u>
6	Kentucky Jurisdictional KWH Included in L4 (L4 - L5)		<u>392,283,874</u>
7	Recoverable FAC Revenue/(Refund) (L1 * L6)		2,789,138
8	Over or (Under) Recovery (L3 - L7)		209,734
9	Total Sales (Page 3)	(+)	457,765,100
10	Kentucky Jurisdictional Sales	(/)	<u>451,375,457</u>
11	Ratio of Total Sales to KY. Jurisdictional Sales (L9 / L10)		1.01416
12	Total Company Over or (Under) Recovery (L8 * L11)		<u><u>212,703</u></u>

RECEIVED

JUN 18 2024

PUBLIC SERVICE
COMMISSION



An **AEP** Company

BOUNDLESS ENERGY™

DELIVERED VIA EMAIL TO PSCED@KY.GOV

June 18, 2024

Linda C. Bridwell
Executive Director
Public Service Commission of Kentucky
211 Sower Boulevard
Frankfort, KY 40602-0615

RE: Standard Fuel Adjustment Clause Filing

Dear Ms. Bridwell:

Enclosed are Kentucky Power Company's Fuel Adjustment Clause Schedules with supporting sales and fuel cost schedules for the July 2024 billing month. These calculations are based on estimated May 2024 fuel cost with an adjustment reflecting actual April 2024 fuel costs.

If you have any questions, please contact me at 606-327-2603.

Sincerely,

A handwritten signature in blue ink, appearing to read "Brian K. West". The signature is fluid and cursive, with a long horizontal stroke extending to the right.

Brian K. West
Vice President, Regulatory & Finance
Enclosure

KENTUCKY POWER COMPANY
FUEL ADJUSTMENT CLAUSE SCHEDULE

	Month Ended:	May 2024	
Fuel Fm (Fuel Cost Schedule)	<u>\$11,630,736</u>		
Sales Sm (Sales Schedule)	411,878,407	(+)	0.02824
Fuel (Fb)	<u>\$12,810,858</u>		
Sales (Sb)	490,482,730	(-)	<u>0.02612</u> *
			<u><u>0.00212</u></u>

Effective Month for Billing July 2024

Submitted by: 
(Signature)

Title: Vice President, Regulatory & Finance

Date Submitted: June 18, 2024

**Pursuant to PSC Order dated August 2, 2021 in Case No. 2021-00053.*

KENTUCKY POWER COMPANY

ESTIMATED FUEL COST SCHEDULE

Month Ended: May 2024

A.	Company Generation			
	Coal Burned	(+)	\$1,353,751	
	Oil Burned	(+)	347,955	
	Gas Burned	(+)	3,085,398	
	Fuel (jointly owned plant)	(+)	0	
	Fuel (assigned cost during Forced Outage)	(+)	0	
	Fuel (substitute for Forced Outage)	(-)	0	
	Sub Total		<u>4,787,104</u>	
B.	Purchases			
	Net Energy Cost - Economy Purchases	(+)	0	
	Identifiable Fuel Cost - Other Purchases	(+)	8,636,530	
	Identifiable Fuel Cost (substitute for Forced Outage)	(-)	0	
	Sub Total		<u>8,636,530</u>	
C.	Inter-System Sales Fuel Costs		<u>686,391</u>	
	Sub Total		686,391	
D.	Total Fuel Cost (A + B - C)		<u><u>\$12,737,243</u></u>	
E.	Adjustment indicating the difference in actual fuel cost for the month of <u>April 2024</u> and the estimated cost originally reported. <u>\$11,430,610</u> - <u>\$12,789,462</u> = <u>(1,358,852)</u> (actual) (estimated)			
F.	Total Company Over or (Under) Recovery from Page 4, Line 12		<u>(602,460)</u>	
G.	Grand Total Fuel Cost (D + E - F)		<u>\$11,980,851</u>	
H.	Fuel-Related PJM Billing Line Items <u>May 2024</u>		(350,115)	
I.	ADJUSTED GRAND TOTAL FUEL COSTS (G + H)		<u><u>\$11,630,736</u></u>	

KENTUCKY POWER COMPANY**SALES SCHEDULE****Month Ended: May 2024**

		<u>Kilowatt-Hours</u>
A. Generation (Net)	(+)	161,071,000
Purchases Including Interchange In	(+)	<u>292,269,000</u>
Sub Total		453,340,000
B. Pumped Storage Energy	(+)	0
Inter-System Sales Including Interchange Out	(+)	20,799,000
System Losses	(+)	<u>20,662,593</u> *
Sub Total		<u>41,461,593</u>
Total Sales (A - B)		<u><u>411,878,407</u></u>

* Does not include 281,407 KWH of company usage.

KENTUCKY POWER COMPANY
OVER OR (UNDER) RECOVERY SCHEDULE

Month Ended: May 2024

Line
No.

1	FAC Rate Billed	(+)	0.01290
2	Retail KWH Billed at Above Rate	(x)	<u>373,320,238</u>
3	FAC Revenue/(Refund) (L1 * L2)		<u>4,815,831</u>
4	KWH Used to Determine Last FAC Rate Billed	(+)	425,311,577
5	Non-Jurisdictional KWH Included in L4	(-)	<u>5,909,318</u>
6	Kentucky Jurisdictional KWH Included in L4 (L4 - L5)		<u>419,402,259</u>
7	Recoverable FAC Revenue/(Refund) (L1 * L6)		5,410,289
8	Over or (Under) Recovery (L3 - L7)		(594,458)
9	Total Sales (Page 3)	(+)	411,878,407
10	Kentucky Jurisdictional Sales	(/)	<u>406,409,628</u>
11	Ratio of Total Sales to KY. Jurisdictional Sales (L9 / L10)		1.01346
12	Total Company Over or (Under) Recovery (L8 * L11)		<u><u>(602,460)</u></u>

KENTUCKY POWER COMPANY

FINAL
FUEL COST SCHEDULE

Month Ended: April 2024

A. Company Generation			
Coal Burned	(+)	\$2,942,491	
Oil Burned	(+)	52,688	
Gas Burned	(+)	3,071,457	
Fuel (jointly owned plant)	(+)	0	
Fuel (assigned cost during Forced Outage)			
(0 KWH X \$0.000000)	(+)	0	
Fuel (substitute for Forced Outage)	(-)	<u>0</u>	
Sub-total		<u>6,066,636</u>	
B. Purchases			
Net Energy Cost - Economy Purchases	(+)	0	
Identifiable Fuel Cost - Other Purchases	(+)	6,987,008	
Identifiable Fuel Cost (substitute for Forced Outage)			
(0 KWH X \$0.000000)	(-)	0	
Purchase Adjustment for Peaking Unit Equivalent	(-)	954,125 (1)	
Sub-total		<u>6,032,883</u>	
C. Inter-System Sales Fuel Costs		<u>668,909</u>	
D. SUB-TOTAL FUEL COST (A + B - C)		<u>\$11,430,610</u>	
E. Fuel-Related PJM Billing Line Items	<u>April 2024</u>	362,161	
F. GRAND TOTAL FUEL COSTS (D + E)		<u><u>\$11,792,771</u></u>	

(1) As calculated in accordance with KPSC Order dated October 3, 2002 in Case No. 2000-495-B, and as modified by the Commission's January 18, 2018 Order in Case No. 2017-00179.

RECEIVED

MAY 20 2024

PUBLIC SERVICE
COMMISSION



An **AEP** Company

BOUNDLESS ENERGY™

DELIVERED VIA EMAIL TO PSCED@KY.GOV

May 20, 2024

Linda C. Bridwell
Executive Director
Public Service Commission of Kentucky
211 Sower Boulevard
Frankfort, KY 40602-0615

RE: Standard Fuel Adjustment Clause Filing

Dear Ms. Bridwell:

Enclosed are Kentucky Power Company's Fuel Adjustment Clause Schedules with supporting sales and fuel cost schedules for the June 2024 billing month. These calculations are based on estimated April 2024 fuel cost with an adjustment reflecting actual March 2024 fuel costs.

If you have any questions, please contact me at 606-327-2603.

Sincerely,

A handwritten signature in blue ink, appearing to read "Brian K. West". The signature is fluid and cursive, with a long horizontal stroke extending to the right.

Brian K. West
Vice President, Regulatory & Finance
Enclosure

KENTUCKY POWER COMPANY
SUMMARY OF ADJUSTMENT CLAUSES

Month Ended: April 2024

1	Fuel Adjustment Clause Factor (Page 1 of 5)	(+)	\$0.00711
2	System Sales Clause Factor	(+)	<u>\$0.00016</u> *
3	Total Adjustment Clause Factors		\$0.00727

Effective Month for Billing

June 2024

Submitted by:



(Signature)

Title:

Vice President, Regulatory & Finance

Date Submitted:

May 20, 2024


* See Form 1.0, 2023 System Sales Clause Update, August 14, 2023 filing in Post-Case Filings, Case No. 2020-00174.

KENTUCKY POWER COMPANY
FUEL ADJUSTMENT CLAUSE SCHEDULE

Month Ended: April 2024

Fuel Fm (Fuel Cost Schedule)	<u>\$13,206,412</u>		
Sales Sm (Sales Schedule)	397,483,028	(+)	0.03323
Fuel (Fb)	<u>\$12,810,858</u>		
Sales (Sb)	490,482,730	(-)	<u>0.02612</u> *
			<u><u>0.00711</u></u>

Effective Month for Billing June 2024

Submitted by: 
(Signature)

Title: Vice President, Regulatory & Finance

Date Submitted: May 20, 2024

**Pursuant to PSC Order dated August 2, 2021 in Case No. 2021-00053.*

KENTUCKY POWER COMPANY

ESTIMATED FUEL COST SCHEDULE

Month Ended: April 2024

A.	Company Generation			
	Coal Burned	(+)	\$2,942,491	
	Oil Burned	(+)	52,688	
	Gas Burned	(+)	3,071,457	
	Fuel (jointly owned plant)	(+)	0	
	Fuel (assigned cost during Forced Outage)	(+)	0	
	Fuel (substitute for Forced Outage)	(-)	0	
	Sub Total		6,066,636	
B.	Purchases			
	Net Energy Cost - Economy Purchases	(+)	0	
	Identifiable Fuel Cost - Other Purchases	(+)	7,341,757	
	Identifiable Fuel Cost (substitute for Forced Outage)	(-)	0	
	Sub Total		7,341,757	
C.	Inter-System Sales Fuel Costs		618,931	
	Sub Total		618,931	
D.	Total Fuel Cost (A + B - C)		\$12,789,462	
E.	Adjustment indicating the difference in actual fuel cost for the month of <u>March 2024</u> and the estimated cost originally reported.			
	<u>\$15,049,739</u>	-	<u>\$15,061,281</u>	=
	(actual)		(estimated)	
			(11,542)	
F.	Total Company Over or (Under) Recovery from Page 4, Line 12		(66,331)	
G.	Grand Total Fuel Cost (D + E - F)		\$12,844,251	
H.	Fuel-Related PJM Billing Line Items			
	<u>April 2024</u>		362,161	
I.	ADJUSTED GRAND TOTAL FUEL COSTS (G + H)		\$13,206,412	

KENTUCKY POWER COMPANY**SALES SCHEDULE****Month Ended: April 2024**

		<u>Kilowatt-Hours</u>
A. Generation (Net)	(+)	163,927,000
Purchases Including Interchange In	(+)	<u>249,081,000</u>
Sub Total		413,008,000
B. Pumped Storage Energy	(+)	0
Inter-System Sales Including Interchange Out	(+)	(7,042,000)
System Losses	(+)	<u>22,566,972</u> *
Sub Total		<u>15,524,972</u>
Total Sales (A - B)		<u><u>397,483,028</u></u>

* Does not include 376,028 KWH of company usage.

KENTUCKY POWER COMPANY
OVER OR (UNDER) RECOVERY SCHEDULE

Month Ended: April 2024

Line
No.

1	FAC Rate Billed	(+)	0.00868
2	Retail KWH Billed at Above Rate	(x)	<u>422,497,434</u>
3	FAC Revenue/(Refund) (L1 * L2)		<u>3,667,278</u>
4	KWH Used to Determine Last FAC Rate Billed	(+)	436,331,073
5	Non-Jurisdictional KWH Included in L4	(-)	<u>6,291,745</u>
6	Kentucky Jurisdictional KWH Included in L4 (L4 - L5)		<u>430,039,328</u>
7	Recoverable FAC Revenue/(Refund) (L1 * L6)		3,732,741
8	Over or (Under) Recovery (L3 - L7)		(65,463)
9	Total Sales (Page 3)	(+)	397,483,028
10	Kentucky Jurisdictional Sales	(/)	<u>392,283,874</u>
11	Ratio of Total Sales to KY. Jurisdictional Sales (L9 / L10)		1.01325
12	Total Company Over or (Under) Recovery (L8 * L11)		<u><u>(66,331)</u></u>

KENTUCKY POWER COMPANY

FINAL
FUEL COST SCHEDULEMonth Ended: **March 2024**

A. Company Generation				
Coal Burned	(+)			\$8,366,722
Oil Burned	(+)			328,574
Gas Burned	(+)			3,403,960
Fuel (jointly owned plant)	(+)			0
Fuel (assigned cost during Forced Outage)				
(1,983,947 KWH X \$0.019992)	(+)			39,663
Fuel (substitute for Forced Outage)	(-)			<u>0</u>
Sub-total				<u>12,138,918</u>
B. Purchases				
Net Energy Cost - Economy Purchases	(+)			0
Identifiable Fuel Cost - Other Purchases	(+)			3,544,222
Identifiable Fuel Cost (substitute for Forced Outage)				
(1,983,947 KWH X \$0.020437)	(-)			40,546
Purchase Adjustment for Peaking Unit Equivalent	(-)			82,215 (1)
Sub-total				<u>3,421,461</u>
C. Inter-System Sales Fuel Costs				<u>510,640</u>
D. SUB-TOTAL FUEL COST (A + B - C)				<u>\$15,049,739</u>
E. Fuel-Related PJM Billing Line Items			<u>March 2024</u>	74,329
F. GRAND TOTAL FUEL COSTS (D + E)				<u><u>\$15,124,068</u></u>

(1) As calculated in accordance with KPSC Order dated October 3, 2002 in Case No. 2000-495-B, and as modified by the Commission's January 18, 2018 Order in Case No. 2017-00179.

RECEIVED

APR 22 2024

PUBLIC SERVICE
COMMISSION



An **AEP** Company

BOUNDLESS ENERGY™

DELIVERED VIA EMAIL TO PSCED@KY.GOV

April 22, 2024

Linda C. Bridwell
Executive Director
Public Service Commission of Kentucky
211 Sower Boulevard
Frankfort, KY 40602-0615

RE: Standard Fuel Adjustment Clause Filing

Dear Ms. Bridwell:

Enclosed are Kentucky Power Company's Fuel Adjustment Clause Schedules with supporting sales and fuel cost schedules for the May 2024 billing month. These calculations are based on estimated March 2024 fuel cost with an adjustment reflecting actual February 2024 fuel costs.

If you have any questions, please contact me at 606-327-2603.

Sincerely,


A handwritten signature in blue ink, appearing to read "Brian K. West". The signature is fluid and cursive, with a long horizontal stroke extending to the right.

Brian K. West
Vice President, Regulatory & Finance
Enclosure

KENTUCKY POWER COMPANY
FUEL ADJUSTMENT CLAUSE SCHEDULE

	Month Ended:	March 2024	
Fuel Fm (Fuel Cost Schedule)	<u>\$16,595,135</u>		
Sales Sm (Sales Schedule)	425,311,577	(+)	0.03902
Fuel (Fb)	<u>\$12,810,858</u>		
Sales (Sb)	490,482,730	(-)	<u>0.02612</u> *
			<u><u>0.01290</u></u>

Effective Month for Billing May 2024

Submitted by: 
(Signature)

Title: Vice President, Regulatory & Finance

Date Submitted: April 22, 2024

**Pursuant to PSC Order dated August 2, 2021 in Case No. 2021-00053.*

KENTUCKY POWER COMPANY

ESTIMATED FUEL COST SCHEDULE

Month Ended: March 2024

A.	Company Generation			
	Coal Burned	(+)	\$8,366,722	
	Oil Burned	(+)	328,574	
	Gas Burned	(+)	3,403,960	
	Fuel (jointly owned plant)	(+)	0	
	Fuel (assigned cost during Forced Outage)	(+)	0	
	Fuel (substitute for Forced Outage)	(-)	0	
	Sub Total		<u>12,099,255</u>	
B.	Purchases			
	Net Energy Cost - Economy Purchases	(+)	0	
	Identifiable Fuel Cost - Other Purchases	(+)	3,985,476	
	Identifiable Fuel Cost (substitute for Forced Outage)	(-)	0	
	Sub Total		<u>3,985,476</u>	
C.	Inter-System Sales Fuel Costs		<u>1,023,450</u>	
	Sub Total		<u>1,023,450</u>	
D.	Total Fuel Cost (A + B - C)		<u><u>\$15,061,281</u></u>	
E.	Adjustment indicating the difference in actual fuel cost for the month of <u>February 2024</u> and the estimated cost originally reported.			
			<u>\$18,068,642</u>	-
			(actual)	
			<u>\$18,937,995</u>	=
			(estimated)	
				<u>(869,353)</u>
F.	Total Company Over or (Under) Recovery from Page 4, Line 12		<u>(2,328,878)</u>	
G.	Grand Total Fuel Cost (D + E - F)		<u>\$16,520,806</u>	
H.	Fuel-Related PJM Billing Line Items			
			<u>March 2024</u>	
				74,329
I.	ADJUSTED GRAND TOTAL FUEL COSTS (G + H)		<u><u>\$16,595,135</u></u>	

KENTUCKY POWER COMPANY**SALES SCHEDULE****Month Ended: March 2024**

		<u>Kilowatt-Hours</u>
A. Generation (Net)	(+)	313,806,000
Purchases Including Interchange In	(+)	<u>180,524,000</u>
Sub Total		494,330,000
 B. Pumped Storage Energy	 (+)	 0
Inter-System Sales Including Interchange Out	(+)	45,936,000
System Losses	(+)	<u>23,082,423</u> *
Sub Total		<u>69,018,423</u>
Total Sales (A - B)		<u><u>425,311,577</u></u>

* Does not include 422,577 KWH of company usage.

KENTUCKY POWER COMPANY
OVER OR (UNDER) RECOVERY SCHEDULE

Month Ended: March 2024

Line
No.

1	FAC Rate Billed	(+)	0.01396
2	Retail KWH Billed at Above Rate	(x)	<u>444,721,245</u>
3	FAC Revenue/(Refund) (L1 * L2)		<u>6,208,309</u>
4	KWH Used to Determine Last FAC Rate Billed	(+)	617,468,853
5	Non-Jurisdictional KWH Included in L4	(-)	<u>8,240,402</u>
6	Kentucky Jurisdictional KWH Included in L4 (L4 - L5)		<u>609,228,451</u>
7	Recoverable FAC Revenue/(Refund) (L1 * L6)		8,504,829
8	Over or (Under) Recovery (L3 - L7)		(2,296,520)
9	Total Sales (Page 3)	(+)	425,311,577
10	Kentucky Jurisdictional Sales	(/)	<u>419,402,259</u>
11	Ratio of Total Sales to KY. Jurisdictional Sales (L9 / L10)		1.01409
12	Total Company Over or (Under) Recovery (L8 * L11)		<u><u>(2,328,878)</u></u>

KENTUCKY POWER COMPANY

FINAL
FUEL COST SCHEDULE

Month Ended: February 2024

A. Company Generation			
Coal Burned	(+)	\$8,255,204	
Oil Burned	(+)	532,032	
Gas Burned	(+)	4,473,681	
Fuel (jointly owned plant)	(+)	0	
Fuel (assigned cost during Forced Outage)			
(17,012,777 KWH X \$0.025711)	(+)	437,416	
Fuel (substitute for Forced Outage)	(-)	<u>0</u>	
Sub-total		<u>13,698,333</u>	
B. Purchases			
Net Energy Cost - Economy Purchases	(+)	0	
Identifiable Fuel Cost - Other Purchases	(+)	5,615,445	
Identifiable Fuel Cost (substitute for Forced Outage)			
(17,012,777 KWH X \$0.025711)	(-)	437,416	
Purchase Adjustment for Peaking Unit Equivalent	(-)	20,159 (1)	
Sub-total		<u>5,157,870</u>	
C. Inter-System Sales Fuel Costs		<u>787,561</u>	
D. SUB-TOTAL FUEL COST (A + B - C)		<u>\$18,068,642</u>	
E. Fuel-Related PJM Billing Line Items			
		<u>February 2024</u>	434,306
F. GRAND TOTAL FUEL COSTS (D + E)		<u><u>\$18,502,948</u></u>	

(1) As calculated in accordance with KPSC Order dated October 3, 2002 in Case No. 2000-495-B, and as modified by the Commission's January 18, 2018 Order in Case No. 2017-00179.

RECEIVED

MAR 22 2024

PUBLIC SERVICE
COMMISSION



An **AEP** Company

BOUNDLESS ENERGY™

DELIVERED VIA EMAIL TO PSCED@KY.GOV

March 22, 2024

Linda C. Bridwell
Executive Director
Public Service Commission of Kentucky
211 Sower Boulevard
Frankfort, KY 40602-0615

RE: Standard Fuel Adjustment Clause Filing

Dear Ms. Bridwell:

Enclosed are Kentucky Power Company's Fuel Adjustment Clause Schedules with supporting sales and fuel cost schedules for the April 2024 billing month. These calculations are based on estimated February 2024 fuel cost with an adjustment reflecting actual January 2024 fuel costs.

If you have any questions, please contact me at 606-327-2603.

Sincerely,

A handwritten signature in blue ink, appearing to read "Brian K. West". The signature is fluid and cursive, with a long horizontal stroke extending to the right.


Brian K. West
Vice President, Regulatory & Finance
Enclosure

KENTUCKY POWER COMPANY
FUEL ADJUSTMENT CLAUSE SCHEDULE

Month Ended: February 2024

Fuel Fm (Fuel Cost Schedule)	<u>\$15,182,357</u>		
Sales Sm (Sales Schedule)	436,331,073	(+)	0.03480
Fuel (Fb)	<u>\$12,810,858</u>		
Sales (Sb)	490,482,730	(-)	<u>0.02612 *</u>
			<u><u>0.00868</u></u>

Effective Month for Billing April 2024

Submitted by: 
(Signature)

Title: Vice President, Regulatory & Finance

Date Submitted: March 22, 2024

**Pursuant to PSC Order dated August 2, 2021 in Case No. 2021-00053.*

KENTUCKY POWER COMPANY

ESTIMATED FUEL COST SCHEDULE

Month Ended: February 2024

A.	Company Generation		
	Coal Burned	(+)	\$8,255,204
	Oil Burned	(+)	532,032
	Gas Burned	(+)	4,473,681
	Fuel (jointly owned plant)	(+)	0
	Fuel (assigned cost during Forced Outage)	(+)	0
	Fuel (substitute for Forced Outage)	(-)	0
	Sub Total		<u>13,260,917</u>
B.	Purchases		
	Net Energy Cost - Economy Purchases	(+)	0
	Identifiable Fuel Cost - Other Purchases	(+)	6,519,881
	Identifiable Fuel Cost (substitute for Forced Outage)	(-)	0
	Sub Total		<u>6,519,881</u>
C.	Inter-System Sales Fuel Costs		<u>842,803</u>
	Sub Total		<u>842,803</u>
D.	Total Fuel Cost (A + B - C)		<u><u>\$18,937,995</u></u>
E.	Adjustment indicating the difference in actual fuel cost for the month of <u>January 2024</u> and the estimated cost originally reported.		
	<u>\$23,775,537</u>	-	<u>\$27,396,178</u>
	(actual)		(estimated)
		=	<u>(3,620,641)</u>
F.	Total Company Over or (Under) Recovery from Page 4, Line 12		<u>569,304</u>
G.	Grand Total Fuel Cost (D + E - F)		<u>\$14,748,050</u>
H.	Fuel-Related PJM Billing Line Items	<u>February 2024</u>	434,306
I.	ADJUSTED GRAND TOTAL FUEL COSTS (G + H)		<u><u>\$15,182,357</u></u>

KENTUCKY POWER COMPANY**SALES SCHEDULE****Month Ended: February 2024**

		<u>Kilowatt-Hours</u>
A. Generation (Net)	(+)	265,685,000
Purchases Including Interchange In	(+)	<u>233,686,000</u>
Sub Total		499,371,000
B. Pumped Storage Energy	(+)	0
Inter-System Sales Including Interchange Out	(+)	38,386,000
System Losses	(+)	<u>24,653,927</u> *
Sub Total		<u>63,039,927</u>
Total Sales (A - B)		<u><u>436,331,073</u></u>

* Does not include 603,073 KWH of company usage.

KENTUCKY POWER COMPANY
OVER OR (UNDER) RECOVERY SCHEDULE

Month Ended: February 2024

Line No.			
1	FAC Rate Billed	(+)	0.01766
2	Retail KWH Billed at Above Rate	(x)	<u>488,138,208</u>
3	FAC Revenue/(Refund) (L1 * L2)		<u>8,620,521</u>
4	KWH Used to Determine Last FAC Rate Billed	(+)	463,175,334
5	Non-Jurisdictional KWH Included in L4	(-)	<u>6,809,210</u>
6	Kentucky Jurisdictional KWH Included in L4 (L4 - L5)		<u>456,366,124</u>
7	Recoverable FAC Revenue/(Refund) (L1 * L6)		8,059,426
8	Over or (Under) Recovery (L3 - L7)		561,095
9	Total Sales (Page 3)	(+)	436,331,073
10	Kentucky Jurisdictional Sales	(/)	<u>430,039,328</u>
11	Ratio of Total Sales to KY. Jurisdictional Sales (L9 / L10)		1.01463
12	Total Company Over or (Under) Recovery (L8 * L11)		<u><u>569,304</u></u>

KENTUCKY POWER COMPANY

FINAL
FUEL COST SCHEDULEMonth Ended: **January 2024**

A. Company Generation				
Coal Burned	(+)		\$6,815,301	
Oil Burned	(+)		209,165	
Gas Burned	(+)		3,597,124	
Fuel (jointly owned plant)	(+)		0	
Fuel (assigned cost during Forced Outage)				
(154,591,840 KWH X \$0.040460)	(+)		6,254,786	
Fuel (substitute for Forced Outage)	(-)		<u>0</u>	
Sub-total			<u>16,876,375</u>	
B. Purchases				
Net Energy Cost - Economy Purchases	(+)		0	
Identifiable Fuel Cost - Other Purchases	(+)		16,505,193	
Identifiable Fuel Cost (substitute for Forced Outage)				
(154,591,840 KWH X \$0.055655)	(-)		8,603,809	
Purchase Adjustment for Peaking Unit Equivalent	(-)		526,130 (1)	
Sub-total			<u>7,375,254</u>	
C. Inter-System Sales Fuel Costs			<u>476,092</u>	
D. SUB-TOTAL FUEL COST (A + B - C)			<u>\$23,775,537</u>	
E. Fuel-Related PJM Billing Line Items		<u>January 2024</u>	409,542	
F. GRAND TOTAL FUEL COSTS (D + E)			<u><u>\$24,185,079</u></u>	

(1) As calculated in accordance with KPSC Order dated October 3, 2002 in Case No. 2000-495-B, and as modified by the Commission's January 18, 2018 Order in Case No. 2017-00179.

RECEIVED

FEB 19 2024

PUBLIC SERVICE
COMMISSION



An **AEP** Company

BOUNDLESS ENERGY™

DELIVERED VIA EMAIL TO PSCED@KY.GOV

February 19, 2024

Linda C. Bridwell
Executive Director
Public Service Commission of Kentucky
211 Sower Boulevard
Frankfort, KY 40602-0615

RE: Standard Fuel Adjustment Clause Filing

Dear Ms. Bridwell:

Enclosed are Kentucky Power Company's Fuel Adjustment Clause Schedules with supporting sales and fuel cost schedules for the March 2024 billing month. These calculations are based on estimated January 2024 fuel cost with an adjustment reflecting actual December 2023 fuel costs.

If you have any questions, please contact me at 606-327-2603.

Sincerely,

A handwritten signature in blue ink, appearing to read "Brian K. West". The signature is fluid and cursive, with a long horizontal stroke extending to the right.

Brian K. West
Vice President, Regulatory & Finance
Enclosure

KENTUCKY POWER COMPANY
FUEL ADJUSTMENT CLAUSE SCHEDULE

Month Ended: January 2024

Fuel Fm (Fuel Cost Schedule)	<u>\$24,750,930</u>		
Sales Sm (Sales Schedule)	617,468,853	(+)	0.04008
Fuel (Fb)	<u>\$12,810,858</u>		
Sales (Sb)	490,482,730	(-)	<u>0.02612</u> *
			<u><u>0.01396</u></u>

Effective Month for Billing March 2024

Submitted by: 
(Signature)

Title: Vice President, Regulatory & Finance

Date Submitted: February 19, 2024

**Pursuant to PSC Order dated August 2, 2021 in Case No. 2021-00053.*

KENTUCKY POWER COMPANY**ESTIMATED FUEL COST SCHEDULE****Month Ended: January 2024**

A.	Company Generation			
	Coal Burned	(+)	\$6,815,301	
	Oil Burned	(+)	209,165	
	Gas Burned	(+)	3,597,124	
	Fuel (jointly owned plant)	(+)	0	
	Fuel (assigned cost during Forced Outage)	(+)	0	
	Fuel (substitute for Forced Outage)	(-)	0	
	Sub Total		<u>10,621,590</u>	
B.	Purchases			
	Net Energy Cost - Economy Purchases	(+)	0	
	Identifiable Fuel Cost - Other Purchases	(+)	17,226,102	
	Identifiable Fuel Cost (substitute for Forced Outage)	(-)	0	
	Sub Total		<u>17,226,102</u>	
C.	Inter-System Sales Fuel Costs		<u>451,514</u>	
	Sub Total		451,514	
D.	Total Fuel Cost (A + B - C)		<u><u>\$27,396,178</u></u>	
E.	Adjustment indicating the difference in actual fuel cost for the month of <u>December 2023</u> and the estimated cost originally reported.			
			<u>\$17,193,346</u>	-
			(actual)	
			<u>\$19,215,556</u>	=
			(estimated)	
				<u>(2,022,210)</u>
F.	Total Company Over or (Under) Recovery from Page 4, Line 12		<u>1,032,580</u>	
G.	Grand Total Fuel Cost (D + E - F)		<u>\$24,341,388</u>	
H.	Fuel-Related PJM Billing Line Items		<u>409,542</u>	
			<u>January 2024</u>	
I.	ADJUSTED GRAND TOTAL FUEL COSTS (G + H)		<u><u>\$24,750,930</u></u>	

KENTUCKY POWER COMPANY**SALES SCHEDULE****Month Ended: January 2024**

		<u>Kilowatt-Hours</u>
A. Generation (Net)	(+)	279,510,000
Purchases Including Interchange In	(+)	<u>344,816,000</u>
Sub Total		624,326,000
B. Pumped Storage Energy	(+)	0
Inter-System Sales Including Interchange Out	(+)	(29,247,000)
System Losses	(+)	<u>36,104,147</u> *
Sub Total		<u>6,857,147</u>
Total Sales (A - B)		<u><u>617,468,853</u></u>

* Does not include 704,853 KWH of company usage.

KENTUCKY POWER COMPANY
OVER OR (UNDER) RECOVERY SCHEDULE

Month Ended: January 2024

Line No.			
1	FAC Rate Billed	(+)	0.00935
2	Retail KWH Billed at Above Rate	(x)	<u>546,889,251</u>
3	FAC Revenue/(Refund) (L1 * L2)		<u>5,113,414</u>
4	KWH Used to Determine Last FAC Rate Billed	(+)	443,997,586
5	Non-Jurisdictional KWH Included in L4	(-)	<u>6,070,476</u>
6	Kentucky Jurisdictional KWH Included in L4 (L4 - L5)		<u>437,927,110</u>
7	Recoverable FAC Revenue/(Refund) (L1 * L6)		4,094,618
8	Over or (Under) Recovery (L3 - L7)		1,018,796
9	Total Sales (Page 3)	(+)	617,468,853
10	Kentucky Jurisdictional Sales	(/)	<u>609,228,451</u>
11	Ratio of Total Sales to KY. Jurisdictional Sales (L9 / L10)		1.01353
12	Total Company Over or (Under) Recovery (L8 * L11)		<u><u>1,032,580</u></u>

KENTUCKY POWER COMPANY

FINAL
FUEL COST SCHEDULE

Month Ended: December 2023

A. Company Generation				
Coal Burned	(+)		\$5,926,775	
Oil Burned	(+)		445,711	
Gas Burned	(+)		2,781,793	
Fuel (jointly owned plant)	(+)		0	
Fuel (assigned cost during Forced Outage)				
(35,957,000 KWH X \$0.026414)	(+)		949,768	
Fuel (substitute for Forced Outage)	(-)		<u>0</u>	
Sub-total			<u>10,104,047</u>	
B. Purchases				
Net Energy Cost - Economy Purchases	(+)		0	
Identifiable Fuel Cost - Other Purchases	(+)		8,455,526	
Identifiable Fuel Cost (substitute for Forced Outage)				
(35,957,000 KWH X \$0.027373)	(-)		984,251	
Purchase Adjustment for Peaking Unit Equivalent	(-)		34,324 (1)	
Sub-total			<u>7,436,951</u>	
C. Inter-System Sales Fuel Costs			<u>347,652</u>	
D. SUB-TOTAL FUEL COST (A + B - C)			<u>\$17,193,346</u>	
E. Fuel-Related PJM Billing Line Items		<u>December 2023</u>	602,316	
F. GRAND TOTAL FUEL COSTS (D + E)			<u><u>\$17,795,663</u></u>	

(1) As calculated in accordance with KPSC Order dated October 3, 2002 in Case No. 2000-495-B, and as modified by the Commission's January 18, 2018 Order in Case No. 2017-00179.