

BELLSOUTH® / CLEC Agreement

Customer Name: Xspedius Corp.

Xspedius Corp.	2
Xspedius Corp. (SLI)	2640
Attachment 2 Amendment	2641
Affiliate Amendment	2813
Line Sharing Amendment	2816
TRA Amendment (06/19/01)	2821
UEPVF Amendment	2857
Disaster Recovery Amendment	2868
SQM Amendment	2879
Collocation Amendment (4/26/02)	3044
Amendment (LA, MS 05/01/02)	3104
Xspedius NC Att2 Amendment	3274
Attachment 10 (AL,TN)	3313
Xspedius - Additional Port Amendment	3503
Xspedius Att 3 (LA,MS)	3514
Xspedius Corp. Name change	3515

BELLSOUTH® / CLEC Agreement

Customer Name: Xspedius Corp.

Xspedius Corp.	2
Xspedius Corp. (SLI)	1361
Attachment 2 Amendment	1362
Affiliate Amendment	1534
Line Sharing Amendment	1537
TRA Amendment (06/19/01)	1542
UEPVF Amendment	1578
Disaster Recovery Amendment	1589
SQM Amendment	1600
Collocation Amendment (4/26/02)	1765
Amendment (LA, MS 05/01/02)	1825
Xspedius NC Att2 Amendment	1995
Attachment 10 (AL,TN)	2034
Xspedius - Additional Port Amendment	2224
Xspedius Att 3 (LA,MS)	2235
Amendment-PSCRates_Port- Loop_Ord Combo UNE	2236

BELLSOUTH® / CLEC Agreement

Customer Name: Xspedius Corp.

Xspedius Corp.	2
Xspedius Corp. (SLI)	486
Attachment 2 Amendment	487
Affiliate Amendment	659
Line Sharing Amendment	662
TRA Amendment (06/19/01)	667
UEPVF Amendment	703
Disaster Recovery Amendment	714
SQM Amendment	725
Collocation Amendment (4/26/02)	890
Amendment (LA, MS 05/01/02)	950
Xspedius NC Att2 Amendment	1120
Attachment 10 (AL,TN)	1159
Xspedius - Additional Port Amendment	1349

EXECUTIVE SUMMARY
of
Xspedius
BellSouth Standard Interconnection Agreement

Agreement Effective Date: January 1, 2000	Agreement Expiration Date: December 31, 2002
OCN:	GAC:
CIC (if applicable):	ACNA:
Negotiator: Dwight Bailey	Negotiator Tel No: (404) 927-7552
Location of Executive Summary: t:\hendrix\finlen\espire\renegotiation\cmag	Location of Interconnection Agreement: t:\hendrix\finlen\espire\renegotiation\cmag*.*

Attachment Name/Number	Section Number	Version Date	No Deviation	Deviation	Deviation Affect Compliance Y/N	If Compliance Item, Priority H/M/L	If Deviation, enter Paragraph No. And Brief Description of Deviation. If different by state, note here also.
Terms/Conditions PartA	1	6/15/99		Y	N		Introduction :
	2	6/15/99		Y	N		Interpretation and Construction
	3	6/15/99		Y	Y	H	Effective Date is date of execution
	4	6/15/99		Y	Y	H	Term is 3 years beginning 1/1/00
	5	6/15/99		Y	N		Resale
	6	6/15/99		Y	N		Unbundled Network Elements
	7	6/15/99		Y	N		Interconnection
	8	6/15/99		Y	N		Collocation
	9	6/15/99		Y	N		Numbers and Number Portability
	10	6/15/99		Y	Y	H	OSS Rates for entire agreement are in this section
	11	6/15/99		Y	N		Billing
	12	6/15/99		Y	N		Rights of Way, Conduits and Pole Attachments
	13	6/15/99		Y	N		Directory Listing
	14	6/15/99		Y	N		Parity
	15	6/15/99		Y	N		BFT/NBR Process
	16	6/15/99		Y	N		Local Dialing Parity
	17	6/15/99		Y	N		Law Enforcement and Civil Process

Version 2Q99

EXECUTIVE SUMMARY
of
Xspedius
BellSouth Standard Interconnection Agreement

Attachment Name/Number	Section Number	Version Date	No Deviation	Deviation	Deviation Affect Compliance Y/N	If Compliance Item, Priority H/M/L	If Deviation, enter Paragraph No. And Brief Description of Deviation. If different by state, note here also.
	18	6/15/99		Y	N		Performance Measurements
	19	6/15/99		Y	N		Liability and Indemnification
	20	6/15/99		Y	N		Disclaimer of Representation and Warranties
	21	6/15/99		Y	N		Intellectual Property Rights and Indemnification
	22	6/15/99		Y	N		Treatment of Proprietary and Confidential Information
	23	6/15/99		Y	N		Assignments
	24	6/15/99		Y	Y	H	Escalation Procedures – Each Party hereto shall provide the other party hereto with the names and telephone numbers or pagers of their respective managers up to the Vice Presidential level for the escalation of unresolved matters relating to their performance of their duties under this Agreement. Each Party shall supplement and update such information as necessary to facilitate prompt resolution of such matters. Each Party further agrees to establish an automatic internal escalation procedure relating to unresolved disputes arising under this Agreement.
	25	6/15/99		Y	N		Expedite Procedures
	26	6/15/99		Y	N		Resolution of Disputes – In the event of a Dispute between the Parties relating to this Agreement, and upon the written request of either Party, each of the Parties shall appoint within ten (10) calendar days after a Party’s receipt of such request, a designated

EXECUTIVE SUMMARY
of
Xspedius
BellSouth Standard Interconnection Agreement

Attachment Name/Number	Section Number	Version Date	No Deviation	Deviation	Deviation Affect Compliance Y/N	If Compliance Item, Priority H/M/L	If Deviation, enter Paragraph No. And Brief Description of Deviation. If different by state, note here also.
							representative who has authority to settle the Dispute and who is at a higher level of management than the persons with direct responsibility for administration of this Agreement.
	27		Y				Taxes – Formerly Section 13
	28			Y	N		Network Maintenance and Management
	29			Y	N		Changes in Subscriber Carrier Selection - Comply with 47CFR § 64.11000
	30			Y	N		Force Majeure
	31			Y	N		Year 2000 Compliance
	32			Y	N		Binding Effect
	33			Y	N		Consent
	34			Y	N		Modification of Agreement
	35			Y	N		Waivers
	36			Y	N		Expenses
	37			Y	N		Relationship of Parties
	38			Y	N		Third Party Beneficiaries
	39			Y	N		Cooperation of preventing End User Fraud
	40			Y	N		Good Faith Performance
	41			Y	N		Independent Contractors
	42			Y	N		Subcontracting
	43			Y	N		Serverability
	44			Y	N		Survival of Obligations
	45			Y	Y	H	Customer Inquiries - Each Party is to refer all questions to the other Party. Each Party shall ensure that each of their representatives who receive inquiries regarding the other Party's

Version 2Q99

EXECUTIVE SUMMARY
of
Xspedius
BellSouth Standard Interconnection Agreement

Attachment Name/Number	Section Number	Version Date	No Deviation	Deviation	Deviation Affect Compliance Y/N	If Compliance Item, Priority H/M/L	If Deviation, enter Paragraph No. And Brief Description of Deviation. If different by state, note here also.
							services: (I) provide the numbers described in Section 45.1 to callers who inquire about the other Party's services or products, and (ii) do not in any way disparage or discriminate against the other Party or its products or services.
	46			Y	Y	L	Compliance with Applicable Law
	47			Y	Y	L	Labor Relation
	48			Y	Y	L	Compliance with the Communications Law enforcement act of 1994
	49			Y	Y	L	Additional Fair Competition Requirements
	50		N				Governing Law - formerly Section 18
	51		N				Arm's Length Negotiations - formerly Section 19
	52			Y	N		Nonexclusive Dealings
	53		N				Notices – Formerly Section 20
	54		N				Rule of Construction - Formerly Section 21
	55		N				Headings of no force or effect - Formerly Section 22
	56			Y	N		Multiple Counterparts
	57		N				Filing of Agreement – Formerly Section 25
	58		N				Entire Agreement – Formerly Section 26
Terms/Conditions Part B							Added Numerous Telecommunication Definitions
Terms/Conditions Part C							
1-Resale	1	6/8/99		Y	N		
	2	6/8/99		Y	N		Lists type of services available for Resale

Version 2Q99

EXECUTIVE SUMMARY
of
Xspedius
BellSouth Standard Interconnection Agreement

Attachment Name/Number	Section Number	Version Date	No Deviation	Deviation	Deviation Affect Compliance Y/N	If Compliance Item, Priority H/M/L	If Deviation, enter Paragraph No. And Brief Description of Deviation. If different by state, note here also.
	3	6/8/99		Y	Y	H	<p>Section 3.3 BellSouth shall not be required to provide to Xspedius Resale Services at a wholesale rate when those services are offered at a special promotional rate if:</p> <p>(a) Such promotions involve rates that will be in effect for not more than ninety (90) days; and</p> <p>(b) Such promotional offerings are not used to evade the wholesale rate obligation; for example, by making available a series of ninety (90) day promotional rates.</p>
	4	6/8/99	N				
	5	6/8/99		Y	Y	H	<p>BellSouth shall use best efforts to provide Xspedius forty-five (45) days advance notice via Internet posting of changes to the prices, terms or conditions of services available for Resale. To the extent that revisions occur between the time BellSouth notifies Xspedius of changes under this Agreement and the time the changes are scheduled to be implemented,</p>

EXECUTIVE SUMMARY
of
Xspedius
BellSouth Standard Interconnection Agreement

Attachment Name/Number	Section Number	Version Date	No Deviation	Deviation	Deviation Affect Compliance Y/N	If Compliance Item, Priority H/M/L	If Deviation, enter Paragraph No. And Brief Description of Deviation. If different by state, note here also.
							BellSouth will notify Xspedius of such revisions consistent with its internal notification process; provided that, Xspedius shall not utilize any notice given under this subsection to market resold offerings of that service in advance of BellSouth. In addition, upon request BellSouth shall furnish Xspedius with copies of publicly available service descriptions regarding the Resale Services. Notwithstanding the foregoing, Xspedius shall not utilize any such BellSouth service descriptions as part of its own sales or marketing efforts.
	6	6/8/99	N				Formerly Section 5
	7	6/8/99	N				Formerly Section 6
	8	6/8/99	N				Formerly Section 7
	9	6/8/99	N				Formerly Section 8
	10	6/8/99		Y	Y	H	Functionally Required to Support Resale Services
	11	6/8/99		Y	Y	H	Resale of Customer Specific Arrangements
	12	6/8/99	N				Formerly Section 9
	13	6/8/99	N				Formerly Section 10
	14	6/8/99	N				Formerly Section 11

EXECUTIVE SUMMARY
of
Xspedius
BellSouth Standard Interconnection Agreement

Attachment Name/Number	Section Number	Version Date	No Deviation	Deviation	Deviation Affect Compliance Y/N	If Compliance Item, Priority H/M/L	If Deviation, enter Paragraph No. And Brief Description of Deviation. If different by state, note here also.
	15	6/8/99	N				Formerly Section 12
	16	6/8/99	N				Formerly Section 13
	Exhibit A	6/8/99		Y	N		See OSS in GT&Cs
	Exhibit B	6/8/99		Y	Y	Y	Modified to Resale Short Term Promotions in KY and TN
	Exhibit C	6/8/99	N				
	Exhibit D	6/8/99	N				
	Exhibit E	6/8/99	N				
	Exhibit F	6/8/99	N				
	Exhibit G	6/8/99	N				
	Exhibit H	6/8/99	N				
2-Network Elements & Other Services	1	6/8/99					
	2	6/8/99		Y	N		<p>Loop Definition now complies with UNE Remand Order</p> <p>Section 2.2.3 Loop cutover language - Intervals for loop conversions shall be as follows: (1) for single loop conversions per location, the conversion shall be completed within fifteen (15) minutes; (2) for up to ten (10) loop conversions per location, the conversion of all loops shall be completed within sixty (60) minutes, and each individual loop conversion shall be completed within fifteen (15) minutes; (3) for loop conversions not exceeding thirty (30) loops per location and not determined complex or exceptionally large, the conversion</p>

EXECUTIVE SUMMARY
of
Xspedius
BellSouth Standard Interconnection Agreement

Attachment Name/Number	Section Number	Version Date	No Deviation	Deviation	Deviation Affect Compliance Y/N	If Compliance Item, Priority H/M/L	If Deviation, enter Paragraph No. And Brief Description of Deviation. If different by state, note here also.
							of all loops shall be completed within one hundred and twenty (120) minutes: and (4) all loops above a thirty loop quantity, or ten (10) loop quantity and determined as complex (a cut that requires more operation than a single cut point), will be negotiated by Xspedius and BellSouth prior to the due date. Section 2.5 Loop Conditioning language added
	3	6/8/99					
	4	6/8/99					
	5	6/8/99					
	6	6/8/99					Section 6.2.1 - Modified Definition of Subloop The subloop network element is defined as any portion of the loop that is technically feasible to access at terminals in BellSouth's outside plant, including inside wire owned and controlled by BellSouth, if any. An accessible terminal is any point on the loop where technicians can access the wire or fiber within the cable without removing a splice case to reach the wire or fiber within. Such points may include, but are not limited to, the pole or pedestal, the network interface device, the minimum point of entry, the single point of interconnection, the main distribution frame, the remote terminal, and the

EXECUTIVE SUMMARY
of
Xspedius
BellSouth Standard Interconnection Agreement

Attachment Name/Number	Section Number	Version Date	No Deviation	Deviation	Deviation Affect Compliance Y/N	If Compliance Item, Priority H/M/L	If Deviation, enter Paragraph No. And Brief Description of Deviation. If different by state, note here also.
							<p>feeder/distribution interface.</p> <p>6.2.1.2 <i>Technical feasibility.</i> Subject to applicable and effective FCC rules and orders, if the Parties are unable to reach agreement, pursuant to voluntary negotiations, as to whether it is technically feasible, or whether sufficient space is available, to unbundled the subloop at the point where a carrier requests, BellSouth shall have the burden of demonstrating to the Commission, pursuant to state arbitration proceedings under section 252 of the Act, that there is not sufficient space available, or that it is not technically feasible, to unbundled the subloop at the point requested.</p> <p>6.2.1.3. <i>Best practices.</i> Once any state commission has determined that it is technically feasible to unbundled subloops at a designated point, BellSouth shall have the burden of demonstrating, pursuant to state arbitration proceedings under section 252 of the Act, that it is not technically feasible, or that sufficient space is not available, to unbundled its own loops at such a point.</p> <p>6.2.1.4. <i>Subloop access via collocation.</i> Where requested by Xspedius, BellSouth shall provide access to the subloop in accordance</p>

EXECUTIVE SUMMARY
of
Xspedius
BellSouth Standard Interconnection Agreement

Attachment Name/Number	Section Number	Version Date	No Deviation	Deviation	Deviation Affect Compliance Y/N	If Compliance Item, Priority H/M/L	If Deviation, enter Paragraph No. And Brief Description of Deviation. If different by state, note here also.
							with the FCC's collocation rules, 47 C.F.R. §§ 51.321-323. 6.2.1.5. <i>Single point of interconnection.</i> Subject to applicable and effective FCC rules and orders, BellSouth shall provide a single point of interconnection at multi-unit premises that is suitable for use by multiple carriers. This obligation is in addition to BellSouth's obligation to provide nondiscriminatory access to subloops at any technically feasible point. If the Parties are unable to negotiate terms and conditions regarding a single point of interconnection, issues in dispute, including compensation due BellSouth under forward-looking pricing principles, shall be resolved under the dispute resolution processes set forth in this Agreement.
	7	6/8/99		Y	Y	H	Switching definition modified to comply with UNE Remand Order
	8	6/8/99		Y	Y	H	Transport definition modified to comply with UNE Remand Order
	9	6/8/99	Y				
	10	6/8/99	Y				
	11	6/8/99					Removed.
	12	6/8/99	Y				
	13	6/8/99	Y				
	14	6/8/99	Y				
	15	6/8/99	Y				

EXECUTIVE SUMMARY
of
Xspedius
BellSouth Standard Interconnection Agreement

Attachment Name/Number	Section Number	Version Date	No Deviation	Deviation	Deviation Affect Compliance Y/N	If Compliance Item, Priority H/M/L	If Deviation, enter Paragraph No. And Brief Description of Deviation. If different by state, note here also.
	16	6/8/99	Y				
	17	New		Y	Y	H	Combination Language Section 17.2 – EELs Section 17.5 - Special access Conversions Section 17.6 - Loop Port Combo's
	18	6/8/99		Y	N		True Up is for TN Only
		6/8/99					
		6/8/99					
	Exhibit A	6/8/99					
	Exhibit B	6/8/99					
	Exhibit C	1Q2000 6/5/00		Y	N		Added the following to each section - Where the state Commission has adopted rates for the rate elements contained herein, it is the intent of the Parties to reflect such rates in this Exhibit and to apply the same consistent with applicable FCC and Commission rules and orders.
3-Local Interconnection	1	6/8/99		Y	N		Rewrote Section 1.2 for clarification - NXX assignment must comply with industry standards.
	2	6/8/99		Y	Y	H	Section 2.3 Cost of two way trunking will be based on percentage of originating traffic.
	3	6/8/99	Y				
	4	6/8/99		Y	N		Added language to include "Equal in Quality" based on FCC Rules
	5	6/8/99	Y				
	6	6/8/99		Y	Y	H	The parties will compensate for ISP traffic

Version 2Q99

EXECUTIVE SUMMARY
of
Xspedius
BellSouth Standard Interconnection Agreement

Attachment Name/Number	Section Number	Version Date	No Deviation	Deviation	Deviation Affect Compliance Y/N	If Compliance Item, Priority H/M/L	If Deviation, enter Paragraph No. And Brief Description of Deviation. If different by state, note here also.
							<p>The Parties will compensate each other on a mutual and reciprocal basis for the transport and termination of Local Traffic at the following rates:</p> <p>1/1/00 – 12/31/00 \$.00200 per MOU 1/1/01 – 12/31/01 \$.00175 per MOU 1/1/02 – 12/31/02 \$.00150 per MOU</p> <p>Section 6.9.1 - Definition of Switched Access Traffic - Switched Access Traffic is defined as telephone calls requiring local transmission or switching services for the purpose of the origination or termination of Telephone Toll Service. Switched Access Traffic includes the following types of traffic: Feature Group A, Feature Group B, Feature Group C, Feature Group D, toll free access (e.g., 800/877/888), 900 access, and their successors or similar Switched Exchange Access Services. The Parties have been unable to agree as to whether “Voice-Over-Internet Protocol” transmissions (“VOIP”) which cross LATA boundaries constitute Switched Access Traffic. Notwithstanding the foregoing, and without waiving any rights with respect to either Party’s position as to the jurisdictional nature of VOIP, the Parties agree to abide by any effective and applicable FCC rules and orders</p>

EXECUTIVE SUMMARY
of
Xspedius
BellSouth Standard Interconnection Agreement

Attachment Name/Number	Section Number	Version Date	No Deviation	Deviation	Deviation Affect Compliance Y/N	If Compliance Item, Priority H/M/L	If Deviation, enter Paragraph No. And Brief Description of Deviation. If different by state, note here also.
							regarding the nature of such traffic and the compensation payable by the Parties for such traffic, if any.
	7	6/8/99	N				
	8	6/8/99		Y	Y	H	OSS Rates are in General Terms and Conditions
	Exhibit A	6/8/99					Contains new NCUC Rates
4-Physical Collocation	1	6/8/99	N				
	2	6/8/99	N				
	3	6/8/99		Y	N		Section 3.3 Added clarifying language on shared collocation Deleted Adjacent Collocation Section
	4	6/8/99	N				
	5	6/8/99		Y	N		Section 5.9 Added clarifying Language on Interference or Impairment
	6	6/8/99		Y	N		Section 6.9 Added clarifying Language on Virtual Collocation Transition
	7	6/8/99	N				
	8	6/8/99	N				
	9	6/8/99	N				
	10	6/8/99	N				
	11	6/8/99	N				
	12	6/8/99	N				
	13	6/8/99	N				
	14	6/8/99	N				
	Exhibit A	6/8/99		Y	Y	H	Include recently Ordered NCUC rates

Version 2Q99

EXECUTIVE SUMMARY
of
Xspedius
BellSouth Standard Interconnection Agreement

Attachment Name/Number	Section Number	Version Date	No Deviation	Deviation	Deviation Affect Compliance Y/N	If Compliance Item, Priority H/M/L	If Deviation, enter Paragraph No. And Brief Description of Deviation. If different by state, note here also.
	Exhibit B	6/8/99	N				
5-Access to Numbers & Number Portability	1	6/8/99	N				
	2	6/8/99	N				
	3	6/8/99	N				Renumbered Section to Section 2
	4	6/8/99	N				Renumbered Section to Section 2
	5	6/8/99	N				Renumbered Section to Section 2
	6	6/8/99	N				Now Section 3
	7	6/8/99	N				Now Section 4
	Exhibit A	6/8/99		Y	Y		Contains new NCUC Rates
6-Ordering/Provisioning	1	6/8/99		Y	Y	H	Section 1.2 - If BellSouth begins working on an order which is scheduled to be completed during standard hours, but, due solely to BellSouth's delay, completes the work after standard hours, no such additional charges shall apply. If Xspedius requests such provisioning services outside of normal hours of operation, BellSouth shall quote within three (3) Business Days of the request, a rate for such services in accordance with BellSouth's FCC No. 1 tariff. If Xspedius accepts BellSouth's quote, BellSouth shall provide the requested services. If BellSouth agrees to provide expanded standard coverage hours to any other Telecommunications Carrier, Xspedius shall be able immediately to avail itself of the same expanded hours on the same terms as made available to such other Telecommunications

EXECUTIVE SUMMARY
of
Xspedius
BellSouth Standard Interconnection Agreement

Attachment Name/Number	Section Number	Version Date	No Deviation	Deviation	Deviation Affect Compliance Y/N	If Compliance Item, Priority H/M/L	If Deviation, enter Paragraph No. And Brief Description of Deviation. If different by state, note here also.
							Carrier.
	2	6/8/99		Y	Y	M	Sections 2.2.1 - 2.3.5 Interfaces, CSR Information, Flow Through
	3	6/8/99		Y	Y	H	<p>Section 3.4 Contact Numbers - The Parties agree to provide one another with toll-free contact numbers for the purpose of ordering, provisioning and maintenance of services. BellSouth shall provide single points of contact ("SPOC") for the provisioning of Resale Services (LCSC) and UNEs (UNE Center) ordered by Xspedius. Pre-ordering and ordering shall be available via an electronic interface seven (7) days a week, 24 hours a day.</p> <p>BellSouth shall provide access to assistance for technical issues such as connectivity and passwords related to LENS, TAG and TAFI, and to the "EDI Central Group" for technical problems with EDI. Assistance will be available by telephone during normal business hours and through other contacts on nights, weekends and holidays.</p> <p>Section 3.8 - Ordering and Provisioning Information</p>
	Exhibit A	New		Y	Y	L	Disaster Recover Plan
7-Billing & Billing Accuracy Certification	1	6/8/99	N				

EXECUTIVE SUMMARY
of
Xspedius
BellSouth Standard Interconnection Agreement

Attachment Name/Number	Section Number	Version Date	No Deviation	Deviation	Deviation Affect Compliance Y/N	If Compliance Item, Priority H/M/L	If Deviation, enter Paragraph No. And Brief Description of Deviation. If different by state, note here also.
	2	6/8/99	N				
	3	6/8/99	N				
	4	6/8/99	N				
	5	6/8/99	N				
	6	6/8/99	N				
	7	6/8/99	N				
	Exhibit A	6/8/99		Y	Y		Contains new NCUC Rates
8-ROW/Conduits/PoleAtt	1	6/8/99	N				
9-Perf Measurement	Scope	1Q2000 3/6/00	N				
	Reporting	1Q2000 3/6/00	N				
	Modifications	1Q2000 3/6/00	N				
	Enforcement Mechanisms	1Q2000 3/6/00	N				
	Exhibit A	1Q2000 3/6/00	N				
	Exhibit B	1Q2000 3/6/00	N				
	Exhibit C	1Q2000 3/6/00	N				
	Exhibit D	1Q2000 3/6/00	N				
	Exhibit E	1Q2000 3/6/00	N				
Attachment 10	Implementation Schedule	6/8/99	N				

Version 2Q99

**AGREEMENT
BETWEEN
BELLSOUTH TELECOMMUNICATIONS INC.
AND
Xspedius Corp.**

Table of Contents

1.	INTRODUCTION.....	1
2.	INTERPRETATION AND CONSTRUCTION	2
3.	EFFECTIVE DATE.....	3
4.	TERM OF THE AGREEMENT.....	3
5.	RESALE.....	4
6.	UNBUNDLED NETWORK ELEMENTS	5
7.	INTERCONNECTION.....	5
8.	COLLOCATION	5
9.	NUMBERS AND NUMBER PORTABILITY.....	5
10.	OPERATIONAL SUPPORT SYSTEMS.....	5
11.	BILLING	7
12.	RIGHTS OF WAY, CONDUITS AND POLE ATTACHMENTS	7
13.	DIRECTORY LISTINGS	8
14.	PARITY	8
15.	BONA FIDE REQUEST/NEW BUSINESS REQUEST PROCESS FOR FURTHER UNBUNDLING....	8
16.	LOCAL DIALING PARITY	8
17.	LAW ENFORCEMENT AND CIVIL PROCESS	9
18.	PERFORMANCE MEASUREMENTS	9
19.	LIABILITY AND INDEMNIFICATION	10
20.	DISCLAIMER OF REPRESENTATIONS AND WARRANTIES	12
21.	INTELLECTUAL PROPERTY RIGHTS AND INDEMNIFICATION	12
22.	TREATMENT OF PROPRIETARY AND CONFIDENTIAL INFORMATION	14
23.	ASSIGNMENTS.....	15
24.	ESCALATION PROCEDURES.....	16
25.	EXPEDITE PROCEDURES.....	16
26.	RESOLUTION OF DISPUTES	16
27.	TAXES	16

Table of Contents

28.	NETWORK MAINTENANCE AND MANAGEMENT	19
29.	CHANGES IN SUBSCRIBER CARRIER SELECTION	20
30.	FORCE MAJEURE	20
31.	YEAR 2000 COMPLIANCE.....	20
32.	BINDING EFFECT	21
33.	CONSENT	21
34.	MODIFICATION OF AGREEMENT.....	21
35.	WAIVERS	21
36.	EXPENSES.....	22
37.	RELATIONSHIP OF PARTIES	22
38.	THIRD PARTY BENEFICIARIES	22
39.	COOPERATION ON PREVENTING END USER FRAUD	22
40.	GOOD FAITH PERFORMANCE	22
41.	INDEPENDENT CONTRACTORS.....	22
42.	SUBCONTRACTING.....	23
43.	SEVERABILITY	23
44.	SURVIVAL OF OBLIGATIONS.....	23
45.	CUSTOMER INQUIRIES	24
46.	COMPLIANCE WITH APPLICABLE LAW.....	24
47.	LABOR RELATIONS	24
48.	COMPLIANCE WITH THE COMMUNICATIONS LAW ENFORCEMENT ACT OF 1994 ("CALEA")	24
49.	ADDITIONAL FAIR COMPETITION REQUIREMENTS	25
50.	GOVERNING LAW	25
51.	ARM'S LENGTH NEGOTIATIONS	25
52.	NONEXCLUSIVE DEALINGS.....	25
53.	NOTICES.....	25
54.	RULE OF CONSTRUCTION	26
55.	HEADINGS OF NO FORCE OR EFFECT	26

Table of Contents

56. MULTIPLE COUNTERPARTS	26
57. FILING OF AGREEMENT.....	27
58. ENTIRE AGREEMENT	27
59. SIGNATURE.....	27

AGREEMENT

THIS AGREEMENT is made by and between BellSouth Telecommunications, Inc., (“BellSouth”), a Georgia corporation, and Xspedius Corp., Delaware corporation, on behalf of its operating affiliates identified in Part C hereof collectively, “Xspedius” and shall be deemed effective as of the Effective Date specified in Section 3 hereof. This Agreement may refer to either BellSouth or Xspedius or both as a “Party” or “Parties.”

WITNESSETH

WHEREAS, BellSouth is an Incumbent Local Exchange Carrier (“ILEC”) as defined by the Telecommunications Act of 1996 (“the FTA”), authorized to provide Telecommunications Services in the states of Alabama, Florida, Georgia, Kentucky, Louisiana, Mississippi, North Carolina, South Carolina, and Tennessee; and

WHEREAS, Xspedius is a Competitive Local Exchange Carrier (“CLEC”) authorized to provide Telecommunications Services in the states of Alabama, Florida, Georgia, Kentucky, Louisiana, Mississippi, North Carolina, South Carolina, and Tennessee; the certification number in Louisiana is 00184-A and

WHEREAS, both Parties wish to interconnect their facilities and exchange local traffic for termination, and Xspedius wishes to purchase unbundled Network Elements and resell BellSouth’s Telecommunications Services in the states of Alabama, Florida, Georgia, Kentucky, Louisiana, Mississippi, South Carolina and Tennessee, specifically by means of exercising their rights and fulfilling their obligations pursuant to Sections 251 and 252 of the Communications Act of 1934, as amended by the Federal Telecommunications Act of 1996 (“the Act”).

NOW THEREFORE, in consideration of the mutual agreements contained herein, and other good and valuable consideration, the sufficiency of which are hereby acknowledged, BellSouth and Xspedius agree as follows:

1. INTRODUCTION

- 1.1 This Agreement sets forth the terms, conditions and prices under which BellSouth agrees to provide to Xspedius (a) services for Resale (hereinafter referred to as Resale Services), (b) unbundled Network Elements, (c) Interconnection, (d) Collocation, and (e) all other features and arrangements described in this Agreement.
- 1.2 The Network Elements, and Resale Services provided pursuant to this Agreement may be connected by Xspedius to other Network Elements, Resale Services or Access Services provided by BellSouth, or to any network components or services provided by Xspedius itself or by any other vendor or Telecommunications Carrier. Subject to the requirements of this Agreement, Xspedius may at any time

add, delete, relocate or modify the Resale Services or Network Elements purchased hereunder.

- 1.3 BellSouth and Xspedius may fulfill the requirements imposed upon them by this Agreement by themselves or may cause their agents to take action to fulfill such responsibilities.
- 1.4 This Agreement includes and incorporates herein the Attachments to this Agreement, and all Appendices, Exhibits, Schedules, Addenda and Amendments hereto.

2. INTERPRETATION AND CONSTRUCTION

- 2.1 Capitalized terms used in this Agreement shall have the respective meanings specified in Part B hereof, or As Defined by the Act.
- 2.2 The definitions in Part B hereof shall apply equally to both the singular and plural forms of the terms defined. Whenever the context may require, any pronoun used in this Agreement shall include the corresponding masculine, feminine and neuter forms. The words “include,” “includes” and “including” shall be deemed to be followed by the phrase “without limitation” throughout this Agreement. The words “shall” and “will” are used interchangeably throughout this Agreement and the use of either connotes a mandatory obligation. The use of one or the other shall not mean a different degree of right or obligation for either Party.
- 2.3 References herein to Articles, Sections, Exhibits, Attachments, Appendices, and Schedules shall be deemed to be references to Articles and Sections of, and Exhibits, Attachments, Appendices and Schedules to, this Agreement unless the context shall otherwise require.
- 2.4 The headings of the Articles, Sections, Exhibits, Attachments, Appendices and Schedules are inserted for convenience of reference only and are not intended to be a part of or to affect the meaning or interpretation of this Agreement.
- 2.5 Unless the context shall otherwise require, any reference to any agreement, other instrument (including BellSouth, Xspedius or any third party offerings, guides or practices), statute, regulation, rule or Tariff is to such agreement, instrument, statute, regulation, rule or tariff as amended and supplemented from time to time (and, in the case of a statute, regulation, rule or Tariff, to any successor provision).
- 2.6 Subject to the terms set forth in Attachment 2 regarding rates and charges, and the Resale Discount set forth in Attachment 1, each Party hereby incorporates by reference those provisions of its Tariffs that govern the provision of any of the services or facilities provided hereunder. However, if any provision of this Agreement and any applicable Tariff cannot be reasonably construed or interpreted to avoid conflict, the provision contained in this Agreement shall prevail. If any provision contained in the main body of this Agreement and any

Attachment, Schedule, Appendix or Exhibit hereto cannot reasonably be construed or interpreted to avoid conflict, the provision contained in the main body of this Agreement shall prevail. The fact that a condition, right, obligation, or other term appears in this Agreement but not in any such Tariff shall not be interpreted as, or be deemed grounds for finding of a conflict for purposes of this Section 2 or in a tariff and not in this Agreement.

- 2.7 Technical references that describe the practices, procedures and specifications for certain services (and the applicable interfaces relating thereto) are listed in Attachment 2 and other relevant Attachments hereto to assist the Parties in meeting their respective responsibilities hereunder.

3. EFFECTIVE DATE

This Agreement becomes effective on the date when executed by both Parties (the “Effective Date”).

4. TERM OF THE AGREEMENT

- 4.1 The term of this Agreement shall be three (3) years, beginning on January 1, 2000 and ending on December 31, 2002, and shall apply to the state(s) of Alabama, Florida, Georgia, Kentucky, Louisiana, Mississippi, North Carolina, South Carolina, and Tennessee. If, as of the expiration of this Agreement, a Subsequent Agreement (as defined in Section 4.2 below) has not been executed by the Parties, this Agreement shall continue on a month-to-month basis while a Subsequent Agreement is being negotiated. The Parties’ rights and obligations with respect to this Agreement after expiration shall be as set forth in Sections 4.3 and 4.4 below.
- 4.2 The Parties agree that by no later than one hundred and eighty (180) days prior to the expiration of this Agreement, they shall commence negotiations with regard to the rates, terms, and conditions of any service arrangement described herein to be effective beginning on the expiration date of this Agreement (“Subsequent Agreement”).
- 4.3 If, within one hundred and thirty-five (135) days of commencing the negotiation referred to in Section 4.2, above, the Parties are unable to satisfactorily negotiate new resale and/or local interconnection terms, conditions and prices, either Party may petition the Commission to establish appropriate local interconnection and/or resale arrangements pursuant to 47 U.S.C. 252. The Parties agree that, in such event, they shall encourage the Commission to issue its order regarding the appropriate local Interconnection and/or Resale arrangements no later than the expiration date of this Agreement. The Parties further agree that in the event the Commission does not issue its order prior to the expiration date of this Agreement, or if the Parties continue beyond the expiration date of this Agreement to negotiate the Services herein without Commission intervention, the terms, conditions and prices ultimately ordered by the Commission, or negotiated by the Parties, will be effective retroactive to the day following the expiration date

of this Agreement. Until the Subsequent Agreement becomes effective, the Parties shall continue to Interconnect, exchange traffic, provide Resale Services and Network Elements, pursuant to the terms and conditions of this Agreement.

- 4.4 Notwithstanding the foregoing, in the event that as of the date of expiration of this Agreement and conversion of this Agreement to a month-to-month term, the Parties have not entered into a Subsequent Agreement and either no arbitration proceeding has been filed in accordance with Section 4.3 above, or the Parties have not mutually agreed (where permissible) to extend the arbitration window for petitioning the applicable Commission(s) for resolution of those terms upon which the Parties have not agreed, then either Party may terminate this Agreement upon sixty (60) days notice to the other Party. In the event that BellSouth terminates this Agreement as provided above, BellSouth shall continue to offer services to Xspedius pursuant to the terms, conditions and rates set forth in BellSouth's Statement of Generally Available Terms (SGAT) to the extent an SGAT has been approved by the applicable Commission(s). If any state Commission has not approved a BellSouth SGAT, then upon BellSouth's termination of this Agreement as provided herein, BellSouth will continue to provide services to Xspedius pursuant to BellSouth's then current standard interconnection agreement. In the event that the SGAT or BellSouth's standard interconnection agreement becomes effective as between the Parties, the Parties may continue to negotiate a Subsequent Agreement, and the terms of such Subsequent Agreement shall be effective retroactive to the day following expiration of this Agreement.
- 4.5 Subject to Section 1 of Attachment 7 of this Agreement, where termination would affect the services(s) provided by the purchaser thereof to its End Users, the Network Elements and Resale Services provided hereunder are vital to Xspedius (or, if applicable, to BellSouth) and must be continued without interruption. When Xspedius provides or retains another vendor to provide such comparable Network Elements or Resale Services, BellSouth and Xspedius agree to cooperate in an orderly and efficient transition of affected facilities and services to Xspedius or such other vendor. The Parties shall coordinate as necessary to ensure that the levels and quality of the Network Elements and Resale Services is not degraded. Each Party will exercise its best efforts to effect an orderly and efficient transition to the replacement provider of facilities and/or services.

5. RESALE

BellSouth shall make available to Xspedius for resale each of the Telecommunications Services it provides at retail to subscribers that are not Telecommunications Carriers on a nondiscriminatory basis, without unreasonable or discriminatory restrictions, and at a discount reflecting its avoided costs, pursuant to the rates, terms and conditions contained in Attachment 1 hereto and in accordance with the Act, including Sections 251(b)(1), 251(c)(4) and 252(d)(3), and all applicable FCC and State Commission rules, regulations, orders and policies (hereafter, "Requirements").

6. UNBUNDLED NETWORK ELEMENTS

BellSouth shall provide Xspedius nondiscriminatory access to unbundled Network Elements at just, reasonable and nondiscriminatory rates, terms and conditions for the provision of Telecommunications Services pursuant to the rates, terms and conditions in Attachment 2 hereto in accordance with the Act, including Sections 251(c)(3) and 252(d)(1), and all applicable FCC and State Commission Requirements.

7. INTERCONNECTION

BellSouth shall provide for the Interconnection of Xspedius's facilities and equipment with BellSouth's network at any technically feasible point within BellSouth's network at just, reasonable and nondiscriminatory rates, terms and conditions, pursuant to the terms and conditions of Attachment 3 hereto and the prices in Attachment 3 hereto and in accordance with the Act, including Sections 251(a), 251(b)(5), 251(c)(2), 252(d)(1), 252(d)(2), and all applicable FCC and State Commission Requirements.

8. COLLOCATION

BellSouth shall permit Physical Collocation of Xspedius's equipment at the premises of BellSouth as necessary for Interconnection and access to unbundled Network Elements on a just, reasonable, and nondiscriminatory basis, pursuant to the rates, terms and conditions set forth in Attachment 4 hereto and in accordance with the Act, including Section 251(c)(6), and all applicable FCC and State Commission Requirements. BellSouth shall permit Virtual Collocation pursuant to the terms of BellSouth's FCC Tariff No. 1.

9. NUMBERS AND NUMBER PORTABILITY

BellSouth shall provide Xspedius with nondiscriminatory access to telephone numbers and Local Number Portability pursuant to the terms and conditions set forth in Attachment 5 hereto, and in accordance with the Act, including Sections 251(b)(2), 251(b)(3), 251(e), and applicable FCC and State Commission Requirements.

10. OPERATIONAL SUPPORT SYSTEMS

BellSouth shall provide Xspedius with nondiscriminatory access to BellSouth's Operations Support Systems ("OSS") functions for pre-ordering, ordering, provisioning, maintenance and repair, and billing of Resale Services and unbundled Network Elements, pursuant to the terms and conditions of Attachment 6, and consistent with the Act, including Sections 251(c)(3), 251(d)(1), and 252(d)(1), applicable State statutes, all applicable FCC and State Commission Requirements.

BellSouth has developed and made available the following mechanized systems by which Xspedius may submit LSRs electronically.

LENS	Local Exchange Navigation System
EDI	Electronic Data Interface

EDI-PC Electronic Data Interface – Personal Computer
TAG Telecommunications Access Gateway
RoboTAG™ Enhanced TAG system*

*RoboTAG shall be available at a price to be negotiated by the Parties.

LSRs submitted by means of one of these interactive interfaces will incur an OSS electronic ordering charge as specified in the table below. An individual LSR will be identified for billing purposes by its Purchase Order Number (PON). LSRs submitted by means other than one of these interactive interfaces (mail, fax, courier, etc.) will incur a manual order charge as specified in the table below:

OPERATIONAL SUPPORT SYSTEMS	AL, GA, LA, MS, SC	FL, KY, NC, TN
OSS LSR charge, per LSR received from the CLEC by one of the OSS interactive interfaces	\$3.50 SOMEK	\$3.50 SOMEK
Incremental charge per LSR received from the CLEC by means other than one of the OSS interactive interfaces	See applicable rate element	\$19.99 SOMAN

Note: In addition to the OSS charges, applicable discounted service order and related discounted charges apply per the tariff.

Denial/Restoral OSS Charge

In the event Xspedius provides a list of customers to be denied and restored, rather than an LSR, each location on the list will require a separate PON and, therefore will be billed as one LSR per location.

Cancellation OSS Charge

Xspedius will incur an OSS charge for an accepted LSR that is later canceled by Xspedius .

Note: Supplements or clarifications to a previously billed LSR will not incur another OSS charge.

Network Elements and Other Services Manual Additive

The Commissions in Alabama, Georgia, Louisiana, Mississippi and South Carolina have ordered incremental manual non-recurring charges (NRC) for Network Elements and Other Services ordered by means other than one of the interactive interfaces. These

ordered Network Elements and Other Services manual additive NRCs will apply in these states, rather than the charge per LSR.

Threshold Billing Plan

The Parties agree that Xspedius will incur the mechanized rate for all LSRs, both mechanized and manual, if the percentage of mechanized LSRs to total LSRs meets or exceeds the threshold percentages shown below:

Year	Ratio: Mechanized/Total LSRs
2000	80%
2001	90%

The threshold plan will be discontinued in 2002.

BellSouth will track the total LSR volume for each CLEC for each quarter. At the end of that time period, a Percent Electronic LSR calculation will be made for that quarter based on the LSR data tracked in the LCSC. If this percentage exceeds the threshold volume, all of that CLECs' future manual LSRs will be billed at the mechanized LSR rate. To allow time for obtaining and analyzing the data and updating the billing system, this billing change will take place on the first day of the second month following the end of the quarter (e.g. May 1 for 1Q, Aug 1 for 2Q, etc.). There will be no adjustments to the amount billed for previously billed LSRs.

11. BILLING

BellSouth shall provide intercarrier billing arrangements to Xspedius pursuant to the rates, terms and conditions of Attachment 7 hereto, and in accordance with the Act, and applicable FCC and State Commission Requirements.

12. RIGHTS OF WAY, CONDUITS AND POLE ATTACHMENTS

BellSouth shall offer Xspedius non-discriminatory access to its poles, ducts, conduits and rights of way, pursuant to terms and conditions set forth in Attachment 8 hereto, and in accordance with the Act, including Sections 224, and 251(b)(4), applicable State statutes, and all applicable FCC and State Commission Requirements. Such access to rights-of-way, conduit and pole attachments shall be at least equal in quality to, and at rates, terms and conditions at least as favorable, as comparable arrangements provided by BellSouth to itself, its Subsidiaries or Affiliates, or to any other Telecommunications Service Provider.

13. DIRECTORY LISTINGS

BellSouth shall make available to Xspedius's End Users White Page Directory Listing in accordance with the Act, and all applicable FCC and State Commission Requirements. BellSouth shall include Xspedius subscriber listings in BellSouth's Directory Assistance database(s) at no charge provided Xspedius does not charge for such listings. BellSouth and Xspedius shall formulate appropriate procedures regarding lead time, timeliness, format and content of listing information.

14. PARITY

When Xspedius purchases, pursuant to Attachment 1 of this Agreement, Telecommunications Services from BellSouth for the purposes of Resale to End Users, BellSouth shall provide said services so that the services are equal in quality, subject to the same conditions, and provided within the same provisioning time intervals that BellSouth provides to its Affiliates, Subsidiaries and End Users to the extent technically feasible. The quality of a Network Element provided pursuant to Attachment 2 of this Agreement, as well as the quality of the access to such Network Element provided by BellSouth to Xspedius, shall be at least equal in quality to that which BellSouth provides to itself. The quality of the Interconnection between the networks of BellSouth and Xspedius shall be at a level that is equal to that which BellSouth provides itself, a Subsidiary, an Affiliate, or any other Person. The Interconnection facilities shall be designed to meet the same technical criteria and service standards that are used within BellSouth's network and shall extend to a consideration of service quality as perceived by end users and service quality as perceived by Xspedius. "Equal in quality" in each instance also means the same interface specifications, provisioning, installation, maintenance, testing and repair intervals for the same services, or facilities.

15. BONA FIDE REQUEST/NEW BUSINESS REQUEST PROCESS FOR FURTHER UNBUNDLING

BellSouth shall, upon request of Xspedius, provide Xspedius access to its Network Elements at any technically feasible point for the provision of Xspedius's Telecommunications Services where such access is necessary and failure to provide access would impair the ability of Xspedius to provide services that it seeks to offer. Any request by Xspedius for access to a Network Element, Interconnection option, or for the provisioning of any service or product that is not already available, shall be treated as a Bona Fide Request/New Business Request, and shall be submitted to BellSouth pursuant to the Bona Fide Request/New Business Request process set forth in Attachment 12 hereto.

16. LOCAL DIALING PARITY

BellSouth shall provide local dialing parity As Described by the Act and required by FCC rules, regulations and policies. Xspedius End Users shall not have to dial any greater number of digits than BellSouth End Users to complete the same call. In addition,

Xspedius End Users shall experience at least the same service quality as BellSouth End Users in terms of post-dial delay, call completion rate and transmission quality.

17. LAW ENFORCEMENT AND CIVIL PROCESS

- 17.1 Intercept Devices. Local and federal law enforcement agencies periodically request information or assistance from Local Exchange Carriers. When either Party receives a request associated with an End User of the other Party, the receiving Party will refer such request to the appropriate Party, unless the request directs the receiving Party to attach a pen register, trap-and-trace or form of intercept on the Party's own facilities, in which case that Party will comply with any valid request, to the extent the receiving Party is able to do so.
- 17.2 Subpoenas. Xspedius agrees that BellSouth will respond to subpoenas and court ordered requests delivered directly to BellSouth for the purpose of providing call detail records when the targeted telephone numbers belong to Xspedius end users. Billing for such requests will be generated by BellSouth and directed to the law enforcement agency initiating the request. Xspedius agrees that in cases where Xspedius receives subpoenas or court ordered requests for call detail records for targeted telephone numbers belonging to Xspedius end users, Xspedius will advise the law enforcement agency initiating the request to redirect the subpoena or court ordered request to BellSouth. Billing for call detail information will be generated by BellSouth and directed to the law enforcement agency initiating the request. Xspedius will provide Xspedius end user and/or other customer information that is available to Xspedius in response to subpoenas and court orders for their own customer records. BellSouth will redirect subpoenas and court ordered requests for Xspedius end user and/or other customer information to Xspedius for the purpose of providing this information to the law enforcement agency.
- 17.3 Law Enforcement Emergencies. If a Party receives a request from a law enforcement agency to implement at its switch a temporary number change, temporary disconnect, or one-way denial of outbound calls for an End User of the other Party, the receiving Party will comply so long as it is a valid emergency request. Neither Party shall be held liable for any claims or damages arising from compliance with such requests.

18. PERFORMANCE MEASUREMENTS

The Parties agree that the services offered and rendered by BellSouth pursuant to this Agreement shall be provisioned at parity to the service levels and intervals for which BellSouth performs such services for itself, its Affiliates or any other Person or Telecommunications Carrier. The Parties further agree that the service level specified for each item addressed by the Performance Measurements set forth in Attachment 9 shall be at parity. BellSouth agrees to meet the performance standard of parity as measured by the relevant Performance Measurements for each reporting period during the term of this

Agreement and any extension thereof. In addition to the service quality measurements described in Attachment 9, no later than third quarter of 2000, BellSouth shall also provide to Xspedius a disaggregation report for the provisioning and maintenance of (1) enhanced extended links (“EELs”) and (2) Frame Relay resale. These additional disaggregation reports shall be provided to Xspedius as a separate, Xspedius-specific report published each month on BellSouth’s PMAP website rather than as part of the standard service quality measurements.

19. LIABILITY AND INDEMNIFICATION

- 19.1 BellSouth Liability. BellSouth shall take financial responsibility for its own actions in causing, or its lack of action in preventing, unbillable or uncollectible Xspedius revenues.
- 19.2 Xspedius Liability. In the event that Xspedius consists of two (2) or more separate entities as set forth in the preamble to this Agreement, all such entities shall be jointly and severally liable for the obligations of Xspedius under this Agreement.
- 19.3 Liability for Acts or Omissions of Third Parties. Neither BellSouth nor Xspedius shall be liable for any act or omission of another telecommunications company providing a portion of the services provided under this Agreement.
- 19.4 Limitation of Liability.
- 19.4.1 Limitations in Tariffs. A Party may, in its sole discretion, provide in its tariffs and contracts with its Customer and third parties that relate to any service, product or function provided or contemplated under this Agreement, that to the maximum extent permitted by Applicable Law, such Party shall not be liable to Customer or third Party for (i) any loss relating to or arising out of this Agreement, whether based in contract, tort or otherwise, that exceeds the amount such Party would have charged that applicable person for the service, product or function that gave rise to such loss and (ii) Consequential Damages. To the extent that a Party elects not to place in its tariffs or contracts such limitations of liability, and the other Party incurs a loss as a result thereof, such Party shall indemnify and reimburse the other Party for that portion of the loss that would have been limited had the first Party included in its tariffs and contracts the limitations of liability that such other Party included in its own tariffs at the time of such loss.
- 19.4.2 With respect to any claim or suit, whether based in contract, tort or any other theory of legal liability, by Xspedius, any Xspedius Customer or by any other Person or entity, for damages associated with any of the services provided by BellSouth pursuant to or in connection with this Agreement, including but not limited to the installation, provision, preemption, termination, maintenance, repair or restoration of service, and subject to the provisions of the remainder of this Section, BellSouth’s liability shall be limited to an amount equal to the proportionate charge for the service provided pursuant to this Agreement for the

period during which the service was affected. Notwithstanding the foregoing, claims for damages by Xspedius, any Xspedius Customer or any other Person or entity, resulting from the gross negligence or willful misconduct of BellSouth, shall not be subject to such limitation of liability.

- 19.4.3 With respect to any claim or suit, whether based in contract, tort or any other theory of legal liability, by BellSouth, any BellSouth Customer or by any other Person or entity, for damages associated with any of the services provided by Xspedius pursuant to or in connection with this Agreement, including but not limited to the installation, provision, preemption, termination, maintenance, repair or restoration of service, and subject to the provisions of the remainder of this Section, Xspedius's liability shall be limited to an amount equal to the proportionate charge for the service provided pursuant to this Agreement for the period during which the service was affected. Notwithstanding the foregoing, claims for damages by BellSouth, any BellSouth Customer or any other Person or entity resulting from the gross negligence or willful misconduct of Xspedius, shall not be subject to such limitation of liability.
- 19.5 Neither Party shall be liable for damages to the other Party's terminal location, POI or the other Party's Customers' premises resulting from the furnishing of a service, including, but not limited to, the installation and removal of equipment and associated wiring, except to the extent the damage is caused by such Party's gross negligence or willful misconduct or by a company's failure to properly ground a local loop after disconnection.
- 19.6 Except to the extent caused by gross negligence or willful misconduct neither Party shall be responsible or liable for indirect, incidental, or consequential damages, including, but not limited to, economic loss or lost business or profits, damages arising from the use or performance of equipment or software, or the loss of use of software or equipment, or accessories attached thereto, delay, error, or loss of data. In connection with this limitation of liability, each Party recognizes that the other Party may, from time to time, provide advice, make recommendations, or supply other analyses related to the Services, or facilities described in this Agreement, and, while each Party shall use diligent efforts in this regard, the Parties acknowledge and agree that this limitation of liability shall apply to provision of such advice, recommendations, and analyses.
- 19.7 Indemnification for Certain Claims. The Party providing services hereunder, its Affiliates and its parent company, shall be indemnified, defended and held harmless by the Party receiving services hereunder against any claim, loss or damage arising from the receiving Party's use of the services provided under this Agreement pertaining to (1) claims for libel, slander or invasion of privacy arising from the content of the receiving company's own communications, or (2) any claim, loss or damage claimed by the Customer of the Party receiving services arising from such Party's use or reliance on the providing company's services, actions, duties, or obligations arising out of this Agreement. Notwithstanding the foregoing, to the extent that a claim, loss or damage is caused by the gross

negligence or willful misconduct of a supplying Party, the receiving Party shall have no obligation to indemnify, defend and hold harmless the supplying Party hereunder.

20. **DISCLAIMER OF REPRESENTATIONS AND WARRANTIES**

EXCEPT AS EXPRESSLY PROVIDED UNDER THIS AGREEMENT, NEITHER PARTY HERETO MAKES OR RECEIVES ANY WARRANTY, EXPRESS OR IMPLIED, WITH RESPECT TO THE SERVICES, FACILITIES, FUNCTIONS AND PRODUCTS PROVIDED UNDER OR CONTEMPLATED BY THIS AGREEMENT, AND THE PARTIES DISCLAIM THE IMPLIED WARRANTIES OF MERCHANTABILITY AND OF FITNESS FOR A PARTICULAR PURPOSE.

21. **INTELLECTUAL PROPERTY RIGHTS AND INDEMNIFICATION**

21.1 No License. No patent, copyright, trademark or other proprietary right is licensed, granted or otherwise transferred by this Agreement.

21.2 Publicity. Each Party is strictly prohibited from any use, including but not limited to use in sales, marketing or advertising of Telecommunications Services, of the other Party's name, service mark, trademark or logo. Either Party may reference the name of the other party in connection with factual statements in response to questions from Customers or potential Customers regarding the source of the underlying service.

21.3 Ownership of Intellectual Property. Any intellectual property which originates from or is developed by a Party shall remain in the exclusive ownership of that Party. Except for a limited license to use patents or copyrights to the extent necessary for the Parties to use any facilities or equipment (including software) or to receive any service solely as provided under this Agreement, no license patent, copyright, trademark or trade secret, or other proprietary or intellectual property right now or hereafter owned, controlled or licensable by a Party, is granted to the other Party or shall be implied or arise by estoppel. It is the responsibility of each Party to ensure at no additional cost to the other Party that it has obtained any necessary licenses in relation to intellectual property of third Parties used in its network that may be required to enable the other Party to use any facilities or equipment (including software), to receive any service, or to perform its respective obligations under this Agreement.

21.4 Indemnification. The Party providing a service pursuant to this Agreement will defend the Party receiving such service or data provided as a result of such service against claims of copyright, trademarks or trade secrets, or other potential intellectual property infringement arising solely from the use by the receiving Party of such service and will indemnify the receiving Party for any damages awarded based solely on such claims. Such indemnification shall not, however, extend to claims for patent infringement to the extent the alleged infringement results from:

- 21.4.1 Modification of the service by someone other than the providing Party and/or its subcontractors, where there would be no such infringement or violation in the absence of such modification; or
- 21.4.2 The combination, operation or use of the service with any product, data or apparatus not provided by the providing Party and/or its subcontractors, where there would be no such infringement or violation in the absence of such combination, operation or use; or
- 21.4.3 conformance to specifications of the indemnitee which would necessarily result in infringement.
- 21.5 Claim of Infringement. In the event that use of any facilities or equipment (including software), becomes, or in reasonable judgment of the Party who owns the affected network is likely to become, the subject of a claim, action, suit, or proceeding based on intellectual property infringement, then said Party shall promptly and at its sole expense, but subject to the limitations of liability set forth below: (i) modify or replace the applicable facilities or equipment (including software) while maintaining its form and function, or (ii) obtain a license sufficient to allow such use to continue.
- 21.5.1 In the event (i) or (ii) are commercially unreasonable, then said Party may terminate, upon reasonable notice, this contract with respect to use of, or services provided through use of, the affected facilities or equipment (including software), but solely to the extent required to avoid the infringement claim.
- 21.5.2 Promptly after receipt of notice of any claim or the commencement of any action for which a Party may seek indemnification pursuant to this Section, such Party (“Indemnified Party”) shall promptly give written notice to the other Party (“Indemnifying Party”) of such claim or action, but the failure to so notify the Indemnifying Party shall not relieve the Indemnifying Party of any liability it may have to the Indemnified Party except to the extent the Indemnifying Party has actually been prejudiced thereby. The Indemnifying Party shall be obligated to assume the defense of such claim, at its own expense. The Indemnified Party shall cooperate with the Indemnifying Party’s reasonable requests for assistance or information relating to such claim, at the Indemnifying Party’s expense. The Indemnified Party shall have the right to participate in the investigation and defense of such claim or action, with separate counsel chosen and paid for by the Indemnified Party.
- 21.6 Exclusive Remedy. The foregoing shall constitute the Parties' sole and exclusive remedies and obligations with respect to a third party claim of intellectual property infringement arising out of the conduct of business under this Agreement.

22. TREATMENT OF PROPRIETARY AND CONFIDENTIAL INFORMATION

- 22.1 For the purposes of this Agreement, “Confidential Information” means confidential or proprietary technical or business information given by the Discloser to the Recipient. All Confidential Information shall be in writing or other tangible form and clearly marked with a confidential, private or proprietary legend. In addition, by way of example and not limitation, all orders for Facilities and Services provided herein, placed by either Party pursuant to this Agreement, and, information that would constitute Customer Proprietary Network Information (“CPNI”) of either Party’s Customers pursuant to the Act and the rules and regulations of the FCC, and Recorded Usage Data, whether disclosed by one Party to the other or otherwise acquired by one Party from the other in the course of the performance of this Agreement, shall be deemed Confidential Information of either Party for all purposes under this Agreement.
- 22.2 For a period of five (5) years from the receipt of Confidential Information from the Discloser, except as otherwise specified in this Agreement, the Recipient agrees (a) to use it only for the purpose of performing under this Agreement, (b) to hold it in confidence and disclose it to no one other than its employees having a need to know for the purpose of performing under this Agreement, and (c) to safeguard it from unauthorized use or disclosure using at least the same degree of care with which the Recipient safeguards its own Confidential Information. If the Recipient wishes to disclose the Discloser’s Confidential Information to a third-party agent or consultant, such agent or consultant must have agreed in writing to comply with and be bound by the terms of this Section 22. Each Party expressly commits, without limitation, that no Confidential Information of the other Party will be made available to any employee, agent or consultant with retail sales, marketing or sales management-related functions other than as expressly provided in this Agreement.
- 22.3 The Recipient may make copies of Confidential Information only as reasonably necessary to perform its obligations under this Agreement. All such copies will be subject to the same restrictions and protections as the original and will bear the same copyright and proprietary rights notices as are contained on the original.
- 22.4 The Recipient agrees to return all Confidential Information in tangible form received from the Discloser, including any copies made by the Recipient within thirty (30) days after a written request is delivered to the Recipient, or to destroy all such Confidential Information if directed to do so by Discloser except for Confidential Information that the Recipient reasonably requires to perform its obligations under this Agreement. If either Party becomes aware that it has lost or made an unauthorized disclosure of the other Party’s Confidential Information, it will notify such other party immediately and use reasonable efforts to retrieve the lost or wrongfully disclosed information.
- 22.5 The Recipient will have no obligation to safeguard Confidential Information: (a) which was in the possession of the Recipient free of restriction prior to its receipt from the Disclosure; (b) after it becomes publicly known or available through no breach of this Agreement by the Recipient; (c) after it is rightfully acquired by the

Recipient free of restrictions on its disclosure; or (d) after it is independently developed by personnel of the Recipient to whom the Discloser's Confidential Information had been previously disclosed. In addition, either Party will have the right to disclose Confidential Information to any mediator, arbitrator, state or federal regulatory body, or court, in the conduct of any mediation, arbitration or approval of this Agreement, so long as, in the absence of an applicable protective order, the Discloser has been promptly notified by the Recipient and so long as the Recipient undertakes all lawful measures to avoid disclosing such information until Discloser has had reasonable time to negotiate a protective order or confidentiality agreement, as applicable, with any such mediator, arbitrator, state or regulatory body or court, and complies with any protective order that covers the Confidential Information.

- 22.6 The Parties acknowledge that an individual End User may simultaneously seek to become or be a Customer of both Parties. Nothing in this Agreement is intended to limit the ability of either Party to use customer specific information lawfully obtained from End Users or sources other than the Disclosing Party.
- 22.7 Each Party's obligations to safeguard Confidential Information disclosed prior to expiration or termination of this Agreement will survive such expiration or termination of the Agreement.
- 22.8 Each Party agrees that the Discloser may be irreparably injured by a disclosure of Confidential Information in breach of this Agreement by the Recipient or its representatives, and the Discloser shall be entitled to seek equitable relief, including injunctive relief and specific performance, in the event of any breach or threatened breach of the confidentiality provisions of this Agreement. Such remedies shall not be deemed to be the exclusive remedies for a breach of this Agreement, but shall be in addition to all other remedies available at law or in equity.

23. ASSIGNMENTS

Neither Party hereto may assign or otherwise transfer its rights or obligations under this Agreement, except with the prior written consent of the other Party hereto, which consent shall not be unreasonably withheld; provided, however, that, so long as the performance of any assignee is guaranteed by the assignor: (i) either Party may assign its rights and delegate its benefits, duties and obligations under this Agreement, without the consent of the other Party, to any Affiliate of such Party and (ii) either Party may assign its rights and delegate its benefits, duties and obligations under this Agreement, without the consent of the other, to any person or entity that obtains control of all or substantially all of such assigning Party's assets, by stock purchase, asset purchase, merger, foreclosure, or otherwise. Each Party shall notify the other in writing of any such assignment. Nothing in this Section is intended to impair the right of either Party to utilize subcontractors.

24. ESCALATION PROCEDURES

Each Party hereto shall provide the other party hereto with the names and telephone numbers or pagers of their respective managers up to the Vice Presidential level for the escalation of unresolved matters relating to their performance of their duties under this Agreement. Each Party shall supplement and update such information as necessary to facilitate prompt resolution of such matters. Each Party further agrees to establish an automatic internal escalation procedure relating to unresolved disputes arising under this Agreement.

25. EXPEDITE PROCEDURES

Each Party shall promptly establish a nondiscriminatory procedure for expediting installation and repair of facilities provided pursuant to this Agreement.

26. RESOLUTION OF DISPUTES

26.1 Except as otherwise provided herein, any dispute, controversy or claim (individually and collectively, a “Dispute”) arising under this Agreement shall be resolved in accordance with the procedures set forth in this Section. In the event of a Dispute between the Parties relating to this Agreement, and upon the written request of either Party, each of the Parties shall appoint within **ten (10) calendar days** after a Party’s receipt of such request, a designated representative who has authority to settle the Dispute and who is at a higher level of management than the persons with direct responsibility for administration of this Agreement. The designated representatives shall meet as often as they reasonably deem necessary in order to discuss the Dispute and negotiate in good faith in an effort to resolve such Dispute. The specific format for such discussions will be left to the discretion of the designated representatives; however, all reasonable requests for relevant information made by one Party to the other Party shall be honored. If the Parties are unable to resolve issues related to a Dispute within thirty (30) days after a Party’s request is made for appointment of designated representatives as set forth above, either Party may seek relief from the appropriate state regulatory agency of any Dispute upon which the Parties hereto are unable to reach agreement or may seek such other relief to which it is entitled to under Applicable Law. Notwithstanding the foregoing, in no event shall the Parties permit the pendency of a Dispute to disrupt service to any Xspedius or BellSouth End User, unless such service is damaging or interfering with customer services or network operations.

27. TAXES

27.1 Definition. For purposes of this Section, the terms “taxes” and “fees” shall include but not limited to federal, state or local sales, use, excise, gross receipts or other taxes or tax-like fees of whatever nature and however designated (including tariff surcharges and any fees, charges or other payments, contractual or otherwise, for the use of public streets or rights of way, whether designated as franchise fees or otherwise) imposed, or sought to be imposed, on or with respect

to the services furnished hereunder or measured by the charges or payments therefore, excluding any taxes levied on income.

27.2 Taxes and Fees Imposed Directly On Either Providing Party or Purchasing Party.

27.2.1 Taxes and fees imposed on the providing Party, which are not permitted or required to be passed on by the providing Party to its customer, shall be borne and paid by the providing Party.

27.2.2 Taxes and fees imposed on the purchasing Party, which are not required to be collected and/or remitted by the providing Party, shall be borne and paid by the purchasing Party.

27.3 Taxes and Fees Imposed on Purchasing Party But Collected And Remitted By Providing Party.

27.3.1 Taxes and fees imposed on the purchasing Party shall be borne by the purchasing Party, even if the obligation to collect and/or remit such taxes or fees is placed on the providing Party.

27.3.2 To the extent permitted by applicable law, any such taxes and/or fees shall be shown as separate items on applicable billing documents between the Parties. Notwithstanding the foregoing, the purchasing Party shall remain liable for any such taxes and fees regardless of whether they are actually billed by the providing Party at the time that the respective service is billed.

27.3.3 If the purchasing Party determines that in its opinion any such taxes or fees are not payable, the providing Party shall not bill such taxes or fees to the purchasing Party if the purchasing Party provides written certification, reasonably satisfactory to the providing Party, stating that it is exempt or otherwise not subject to the tax or fee, setting forth the basis therefor, and satisfying any other requirements under applicable law. If any authority seeks to collect any such tax or fee that the purchasing Party has determined and certified not to be payable, or any such tax or fee that was not billed by the providing Party, the purchasing Party may contest the same in good faith, at its own expense. In any such contest, the purchasing Party shall promptly furnish the providing Party with copies of all filings in any proceeding, protest, or legal challenge, all rulings issued in connection therewith, and all correspondence between the purchasing Party and the taxing authority.

27.3.4 In the event that all or any portion of an amount sought to be collected must be paid in order to contest the imposition of any such tax or fee, or to avoid the existence of a lien on the assets of the providing Party during the pendency of such contest, the purchasing Party shall be responsible for such payment and shall be entitled to the benefit of any refund or recovery.

27.3.5 If it is ultimately determined that any additional amount of such a tax or fee is due to the imposing authority, the purchasing Party shall pay such additional amount, including any interest and penalties thereon.

- 27.3.6 Notwithstanding any provision to the contrary, the purchasing Party shall protect, indemnify and hold harmless (and defend at the purchasing Party's expense) the providing Party from and against any such tax or fee, interest or penalties thereon, or other charges or payable expenses (including reasonable attorney fees) with respect thereto, which are incurred by the providing Party in connection with any claim for or contest of any such tax or fee.
- 27.3.7 Each Party shall notify the other Party in writing of any assessment, proposed assessment or other claim for any additional amount of such a tax or fee by a taxing authority; such notice to be provided, if possible, at least ten (10) days prior to the date by which a response, protest or other appeal must be filed, but in no event later than thirty (30) days after receipt of such assessment, proposed assessment or claim.
- 27.4 Taxes and Fees Imposed on Providing Party But Passed On To Purchasing Party.
- 27.4.1 Taxes and fees imposed on the providing Party, which are permitted or required to be passed on by the providing Party to its customer, shall be borne by the purchasing Party.
- 27.4.2 To the extent permitted by applicable law, any such taxes and/or fees shall be shown as separate items on applicable billing documents between the Parties. Notwithstanding the foregoing, the purchasing Party shall remain liable for any such taxes and fees regardless of whether they are actually billed by the providing Party at the time that the respective service is billed.
- 27.4.3 If the purchasing Party disagrees with the providing Party's determination as to the application or basis for any such tax or fee, the Parties shall consult with respect to the imposition and billing of such tax or fee. Notwithstanding the foregoing, the providing Party shall retain ultimate responsibility for determining whether and to what extent any such taxes or fees are applicable, and the purchasing Party shall abide by such determination and pay such taxes or fees to the providing Party. The providing Party shall further retain ultimate responsibility for determining whether and how to contest the imposition of such taxes and fees; provided, however, that any such contest undertaken at the request of the purchasing Party shall be at the purchasing Party's expense.
- 27.4.4 In the event that all or any portion of an amount sought to be collected must be paid in order to contest the imposition of any such tax or fee, or to avoid the existence of a lien on the assets of the providing Party during the pendency of such contest, the purchasing Party shall be responsible for such payment and shall be entitled to the benefit of any refund or recovery.
- 27.4.5 If it is ultimately determined that any additional amount of such a tax or fee is due to the imposing authority, the purchasing Party shall pay such additional amount, including any interest and penalties thereon.
- 27.4.6 Notwithstanding any provision to the contrary, the purchasing Party shall protect indemnify and hold harmless (and defend at the purchasing Party's expense) the

providing Party from and against any such tax or fee, interest or penalties thereon, or other reasonable charges or payable expenses (including reasonable attorney fees) with respect thereto, which are incurred by the providing Party in connection with any claim for or contest of any such tax or fee.

27.4.7 Each Party shall notify the other Party in writing of any assessment, proposed assessment or other claim for any additional amount of such a tax or fee by a taxing authority; such notice to be provided, if possible, at least ten (10) days prior to the date by which a response, protest or other appeal must be filed, but in no event later than thirty (30) days after receipt of such assessment, proposed assessment or claim.

27.5 Mutual Cooperation. In any contest of a tax or fee by one Party, the other Party shall cooperate fully by providing records, testimony and such additional information or assistance as may reasonably be necessary to pursue the contest. Further, the other Party shall be reimbursed for any reasonable and necessary out-of-pocket copying and travel expenses incurred in assisting in such contest.

28. NETWORK MAINTENANCE AND MANAGEMENT

28.1 The Parties shall work cooperatively to implement this Agreement. The Parties shall exchange appropriate information (e.g., maintenance contact numbers, network information, information required to comply with law enforcement and other security agencies of the Government, etc.) as reasonably required to implement and perform this Agreement.

28.2 Each Party hereto shall design, maintain and operate their respective networks as necessary to ensure that the other Party hereto receives service quality which is consistent with generally accepted industry standards at least at parity with the network service quality given to itself, its Affiliates, its End Users or any other Telecommunications Carrier.

28.3 Neither Party shall use any service or facility provided under this Agreement in a manner that impairs the quality of service to other Telecommunications Carriers' or to either Party's End Users. Each Party will provide the other Party notice of any such impairment at the earliest practicable time.

28.4 BellSouth agrees to provide Xspedius prior notice consistent with applicable FCC rules and the Act of changes in the information necessary for the transmission and routing of services using BellSouth's facilities or networks, as well as other changes that affect the interoperability of those respective facilities and networks. This Agreement is not intended to limit BellSouth's ability to upgrade its network through the incorporation of new equipment, new software or otherwise so long as such upgrades are not inconsistent with BellSouth's obligations to Xspedius under the terms of this Agreement.

29. CHANGES IN SUBSCRIBER CARRIER SELECTION

- 29.1 Both Parties hereto shall apply all of the principles set forth in 47 C.F.R. § 64.1100 to the process for End User selection of a primary Local Exchange Carrier. BellSouth shall not require a disconnect order from an Xspedius Customer or another LEC in order to process an Xspedius order for Resale Service for an Xspedius End User. Until the FCC or the Commission adopts final rules and procedures regarding a Customer's selection of a primary Local Exchange Carrier, unless already done so, Xspedius shall deliver to BellSouth a Blanket Representation of Authorization that applies to all orders submitted by Xspedius under this Agreement that require a primary Local Exchange Carrier change. Both Parties hereto shall retain on file all applicable documentation of authorization, including letters of authorization, relating to their End User's selection as its primary Local Exchange Carrier, which documentation shall be available for inspection by the other Party hereto upon reasonable request during normal business hours.
- 29.2 If an End User denies authorizing a change in his or her primary Local Exchange Carrier selection to a different local exchange carrier ("Unauthorized Switching"), the Party receiving the End User complaint shall switch or caused to be switched that End User back to his preferred carrier in accordance with Applicable Law.

30. FORCE MAJEURE

In the event performance of this Agreement, or any obligation hereunder, is either directly or indirectly prevented, restricted, or interfered with by reason of fire, flood, earthquake or like acts of God, wars, revolution, civil commotion, explosion, acts of public enemy, embargo, acts of the government in its sovereign capacity, labor difficulties, including without limitation, strikes, slowdowns, picketing, or boycotts, unavailability of equipment from vendor, changes requested by Customer, or any other circumstances beyond the reasonable control and without the fault or negligence of the Party affected, the Party affected, upon giving prompt notice to the other Party, shall be excused from such performance on a day-to-day basis to the extent of such prevention, restriction, or interference (and the other Party shall likewise be excused from performance of its obligations on a day-to-day basis until the delay, restriction or interference has ceased); provided however, that the Party so affected shall use diligent efforts to avoid or remove such causes of non-performance and both Parties shall proceed whenever such causes are removed or cease.

31. YEAR 2000 COMPLIANCE

Each Party warrants that it has implemented a program the goal of which is to ensure that all software, hardware and related materials (collectively called "Systems") delivered, connected with the other Party or supplied in the furtherance of the terms and conditions specified in this Agreement: (i) will record, store, process and display calendar dates falling on or after January 1, 2000, in the same manner, and with the same functionality as such software records, stores, processes and calendar dates falling on or before December 31, 1999; and (ii) shall include without limitation date data century

recognition, calculations that accommodate same century and multicentury formulas and date values, and date data interface values that reflect the century.

32. BINDING EFFECT

This Agreement shall be binding on and inure to the benefit of the respective successors and permitted assigns of the Parties.

33. CONSENT

Where consent, approval or mutual agreement is required of a Party, it shall not be unreasonably withheld or delayed, unless otherwise expressly provided herein.

34. MODIFICATION OF AGREEMENT

34.1 BellSouth shall make available, pursuant to 47 USC § 252(i) and the FCC rules and regulations regarding such availability, to Xspedius, at the same rates, and the same terms and conditions, any interconnection, service, or network element provided under any other agreement filed and approved pursuant to 47 USC § 252. The adopted interconnection, service, or network element and agreement shall apply to the same states as such other agreement and for the identical term of such other agreement.

34.2 If Xspedius changes its name or makes changes to its company structure or identity due to a merger, acquisition, transfer or any other reason, it is the responsibility of Xspedius to notify BellSouth of said change and request that an amendment to this Agreement, if necessary, be executed to reflect said change.

34.3 Execution of this Agreement by either Party does not confirm or infer that the executing Party agrees with any decision(s) issued pursuant to the Telecommunications Act of 1996 and the consequences of those decisions on specific language in this Agreement. Neither Party waives its rights to appeal or otherwise challenge any such decision(s) and each Party reserves all of its rights to pursue any and all legal and/or equitable remedies, including appeals of any such decision(s).

34.4 In the event that any effective legislative, regulatory, judicial or other legal action materially affects any material terms of this Agreement, or the ability of Xspedius or BellSouth to perform any material terms of this Agreement, Xspedius or BellSouth may, on thirty (30) days' written notice require that such terms be renegotiated, and the Parties shall renegotiate in good faith such mutually acceptable new terms as may be required. In the event that such new terms are not renegotiated within ninety (90) days after such notice, the Dispute shall be referred to the Dispute Resolution procedure set forth in Section 26.

35. WAIVERS

Except as otherwise provided in this Agreement, no amendment or waiver of any provision of this Agreement, and no consent to any default under this Agreement, will be effective unless the same is in writing and signed by an authorized representative of the

Party against whom such amendment, waiver or consent is claimed. A failure or delay of either Party to enforce any of the provisions hereof, to exercise any option which is herein provided, or to require performance of any of the provisions hereof shall in no way be construed to be a waiver of such provisions or options, and each Party, notwithstanding such failure, shall have the right thereafter to insist upon the specific performance of any and all of the provisions of this Agreement.

36. EXPENSES

Except as specifically set out in this Agreement, or as otherwise required by a regulatory agency with jurisdiction, each Party shall be solely responsible for its own expenses involved in all activities related to the subject of this Agreement.

37. RELATIONSHIP OF PARTIES

This Agreement shall not establish, be interpreted as establishing, or be used by either Party to establish, or to represent their relationship as any form of agency, partnership or joint venture. Neither Party shall have any authority to bind the other or to act as an agent for the other unless written authority, separate from this Agreement, is provided. Nothing in this Agreement shall be construed as providing for the sharing of profits or losses arising out of the efforts of either or both of the Parties. Nothing herein shall be construed as making either Party responsible or liable for the obligations and undertakings of the other Party.

38. THIRD PARTY BENEFICIARIES

This Agreement does not provide, and shall not be construed to provide, third parties with any benefit, remedy, claim, liability, reimbursement, cause of action, or other privilege.

39. COOPERATION ON PREVENTING END USER FRAUD

The Parties agree to cooperate fully with one another to investigate, minimize, prevent, and take corrective action in cases of fraud.

40. GOOD FAITH PERFORMANCE

In the performance of their obligations under this Agreement the Parties will act in good faith and consistently with the intent of the Act. Where notice, approval or similar action by a Party is permitted or required by any provision of this Agreement (including without limitation, the obligation of the Parties to further negotiate the resolution of new or open issues under this Agreement), such action will not be unreasonably delayed, withheld or conditioned.

41. INDEPENDENT CONTRACTORS

Each Party is an independent contractor, and has and hereby retains the right to exercise full control of and supervision over its own performance of its obligations under this Agreement, and retains full control over the employment, direction, compensation and discharge of its employees assisting in the performance of such obligations. Each Party shall be solely responsible for all matters relating to payment of such employees,

including compliance with social security taxes, withholding taxes and all other regulations governing such matters. Subject to the limitations on liability and except as otherwise provided in this Agreement, each Party shall be responsible for (i) its own acts and performance of all obligations imposed by Applicable Law in connection with its activities, legal status and property, real or personal and, (ii) the acts of its own Affiliates, employees, agents and contractors during the performance of the Party's obligations hereunder.

42. SUBCONTRACTING

If any obligation is performed through a subcontractor, each Party shall remain fully responsible for the performance of this Agreement in accordance with its terms, including any obligations either Party performs through subcontractors, and each Party shall be solely responsible for payments due the Party's subcontractors. No contract, subcontract or other Agreement entered into by either Party with any third party in connection with the provision of any facilities or services provided herein, shall provide for any indemnity, guarantee or assumption of liability by, or other obligation of, the other Party to this Agreement with respect to such arrangement, except as consented to in writing by the other Party. No subcontractor shall be deemed a third party beneficiary for any purposes under this Agreement. Any subcontractor who gains access to CPNI or Confidential Information covered by this Agreement shall be required by the subcontracting Party to protect such CPNI or Confidential Information to the same extent that the subcontracting Party is required to protect the same under the terms of this Agreement.

43. SEVERABILITY

If any term, condition or provision of this Agreement is held to be invalid or unenforceable for any reason, such invalidity or unenforceability shall not invalidate the entire Agreement, unless such construction would be unreasonable. The Agreement shall be construed as if it did not contain the invalid or unenforceable provision or provisions, and the rights and obligations of each Party shall be construed and enforced accordingly. Provided, however, that in the event such invalid or unenforceable provision or provisions are essential elements of this Agreement and substantially impair the rights or obligations of either Party, the Parties shall promptly negotiate a replacement provision or provisions. If impasse is reached, the Parties will resolve said impasse under the dispute resolution procedures set forth in Section 26.

44. SURVIVAL OF OBLIGATIONS

Any liabilities or obligations of a Party for acts or omissions prior to the cancellation or termination of this Agreement, and any obligation of a Party under the provisions regarding indemnification, Confidential Information, limitations on liability, and any other provisions of this Agreement which, by their terms are contemplated to survive (or to be performed after) termination of this Agreement, shall survive cancellation or termination thereof.

45. CUSTOMER INQUIRIES

- 45.1 Each Party shall refer all questions regarding the other Party's services or products directly to the other Party at a telephone number specified by that Party.
- 45.2 Each Party shall ensure that each of their representatives who receive inquiries regarding the other Party's services: (i) provide the numbers described in Section 45.1 to callers who inquire about the other Party's services or products, and (ii) do not in any way disparage or discriminate against the other Party or its products or services.

46. COMPLIANCE WITH APPLICABLE LAW

- 46.1 Each Party shall comply at its own expense with all applicable federal, state, and local statutes, laws, rules, regulations, codes, final and nonappealable orders, decisions, injunctions, judgments, awards and decrees that relate to its obligations under this Agreement. Nothing in this Agreement shall be construed as requiring or permitting either Party to contravene any mandatory requirement of Applicable Law, and nothing herein shall be deemed to prevent either Party from recovering its cost or otherwise billing the other Party for compliance with the Order to the extent required or permitted by the term of such Order.
- 46.2 Each Party shall be responsible for obtaining and keeping in effect all approvals from, and rights granted by, governmental authorities, building and property owners, other carriers, and any other persons that may be required in connection with the performance of its obligations under this Agreement. Each Party shall reasonably cooperate with the other Party in obtaining and maintaining any required approvals and rights for which such Party is responsible.

47. LABOR RELATIONS

Each Party shall be responsible for labor relations with its own employees. Each Party agrees to notify the other Party as soon as practicable whenever such Party has knowledge that a labor dispute concerning its employees is delaying or threatens to delay such Party's timely performance of its obligations under this Agreement and shall endeavor to minimize impairment of service to the other Party (by using its management personnel to perform work or by other means) in the event of a labor dispute to the extent permitted by Applicable Law.

48. COMPLIANCE WITH THE COMMUNICATIONS LAW ENFORCEMENT ACT OF 1994 ("CALEA")

Each Party represents and warrants that any equipment, facilities or services provided to the other Party under this Agreement comply with CALEA. Each Party shall indemnify and hold the other Party harmless from any and all penalties imposed upon the other Party for such other Party's noncompliance, and shall at the non-compliant Party's sole cost and expense, modify or replace any equipment, facilities or services provided to the other Party under this Agreement to ensure that such equipment, facilities and services fully comply with CALEA.

49. ADDITIONAL FAIR COMPETITION REQUIREMENTS

- 49.1 In the event that either Party transfers facilities or other assets to an Affiliate which are necessary to comply with its obligations under this Agreement, the obligations hereunder shall survive and transfer to such Affiliate.
- 49.2 BellSouth shall allow local exchange customers of Xspedius to select BellSouth for the provision of intraLATA toll services on a nondiscriminatory basis; provided, however, that prior to establishment of BellSouth as the intraLATA toll carrier for Xspedius local exchange customers, the Parties shall negotiate a billing and collections agreement on commercially reasonable terms whereby Xspedius shall bill the customer on BellSouth's behalf and shall collect from the customer and remit to BellSouth intraLATA toll revenues. Xspedius agrees to bill its customers on BellSouth's behalf for both presubscribed and "dial around" intraLATA toll traffic. The Parties shall exchange customer record data on a timely basis as necessary to bill such customers for intraLATA toll usage.
- 49.3 BellSouth shall not use information derived from providing services or facilities to Xspedius to create a lead or other information base for a "winback" sales program.

50. GOVERNING LAW

This Agreement shall be governed by, and construed and enforced in accordance with, the laws of the State of Georgia, without regard to its conflict of laws principles.

51. ARM'S LENGTH NEGOTIATIONS

This Agreement was executed after arm's length negotiations between the undersigned Parties and reflects the conclusion of the undersigned that this Agreement is in the best interests of all Parties.

52. NONEXCLUSIVE DEALINGS

This Agreement does not prevent either Party from providing or purchasing services or facilities to or from any other Person, nor does it obligate either Party to provide or purchase any services or facilities not specifically provided herein.

53. NOTICES

- 53.1 Every notice, consent, approval, or other communications required or contemplated by this Agreement shall be in writing and shall be delivered in person or given by postage prepaid mail, address to:

BellSouth Telecommunications, Inc.

CLEC Account Team
9th Floor
600 North 19th Street

Birmingham, Alabama 35203

and

General Attorney - COU
Suite 4300
675 W. Peachtree St.
Atlanta, GA 30375

Xspedius Communications, Inc.

Clements LeJeune
Vice President of Engineering
Suite 8B
901 Lakeshore Drive
Lake Charles, LA 70629

Thomas G. Henning
Legal Dept.
Suite 1900
One Lakeshore Drive
Lake Charles, LA 70629

or at such other address as the intended recipient previously shall have designated by written notice to the other Party.

- 53.2 Where specifically required, notices shall be by certified or registered mail. Unless otherwise provided in this Agreement, notice by mail shall be effective on the date it is officially recorded as delivered by return receipt or equivalent, and in the absence of such record of delivery, it shall be presumed to have been delivered the fifth day, or next business day after the fifth day, after it was deposited in the mails.
- 53.3 BellSouth shall provide Xspedius notice via Internet posting of price changes and of changes to the terms and conditions of services available for resale.

54. RULE OF CONSTRUCTION

No rule of construction requiring interpretation against the drafting Party hereof shall apply in the interpretation of this Agreement.

55. HEADINGS OF NO FORCE OR EFFECT

The headings of Articles and Sections of this Agreement are for convenience of reference only, and shall in no way define, modify or restrict the meaning or interpretation of the terms or provisions of this Agreement.

56. MULTIPLE COUNTERPARTS

This Agreement may be executed multiple counterparts, each of which shall be deemed an original, but all of which shall together constitute but one and the same document.

57. FILING OF AGREEMENT

Upon execution of this Agreement BellSouth shall file with the appropriate state Commission pursuant to the requirements of Section 252 of the Act. Each Party shall cooperate with the other and with any applicable regulatory agency to obtain regulatory approval of this Agreement. If the regulatory agency imposes any filing or public interest notice fees regarding the filing or approval of the Agreement, Xspedius shall be responsible for the costs of publishing the required notice and the filing fee shall be borne by both Parties equally.

58. ENTIRE AGREEMENT

This Agreement and its Attachments, incorporated herein by this reference, sets forth the entire understanding and supersedes prior Agreements between the Parties relating to the subject matter contained herein and merges all prior discussions between them, and neither Party shall be bound by any definition, condition, provision, representation, warranty, covenant or promise other than as expressly stated in this Agreement or as is contemporaneously or subsequently set forth in writing and executed by a duly authorized officer or representative of the Party to be bound thereby.

The following services are included as options for purchase by Xspedius. Xspedius shall elect said services by written request to its Account Manager if applicable.

Optional Daily Usage File (ODUF)
Enhanced Optional Daily Usage File (EODUF)
Access Daily Usage File (ADUF)
Line Information Database (LIDB) Storage
Centralized Message Distribution Service (CMDS)
Calling Name (CNAM)

59. SIGNATURE

Signatures transmitted by the Parties by facsimile shall have the same effect as original signatures as of the date transmitted by the executing Party.

IN WITNESS WHEREOF, the Parties have executed this Agreement the day and year above first written.

BellSouth Telecommunications, Inc.

Signature on File
Signature

Jerry D. Hendrix
Name

Sr. Director
Title

10/24/00
Date

Xspedius Communications, Inc.

Signature on File
Signature

Clements LeJeune
Name

VICE PREIDENT OF ENGINEERING
Title

10/25/00
Date

Definitions

1 “Act” means the Communications Act of 1934 (47 U.S.C. 151 et seq.), as amended by the Telecommunications Act of 1996, and as from time to time interpreted and implemented in the duly authorized rules and regulations of the FCC or a State Commission within its state of jurisdiction.

2 “ADSL” or “Asymmetrical Digital Subscriber Line” means a transmission technology which transmits an asymmetrical digital signal of up to 6 Mbps to the End User and up to 640 Kbps from the End User.

3 “Affiliate” is defined as a person that (directly or indirectly) owns or controls, is owned or controlled by, or is under common ownership or control with, another person. For purposes of this paragraph, the term “own” means to own an equity interest (or equivalent thereof) of more than 10 percent.

4 “Agreement” refers to this Interconnection Agreement between Xspedius and BellSouth and all Attachments, Appendices, Exhibits, Schedules and Addenda or Amendments hereto.

5 “AMA” means the Automated Message Accounting structure inherent in switch technology that initially records telecommunication message information. AMA format is contained in the Automated Message Accounting document, published by Telcordia as GR-1100-CORE which defines the industry standard for message recording.

6 “Applicable Law ” means all laws, regulations, and orders applicable to each Party’s performance of its obligations hereunder.

7 “As Defined in the Act” means as specifically defined by the Act and as from time to time interpreted in the duly authorized rules and regulations of the FCC or a State Commission within its state of jurisdiction.

8 “As Described in the Act” means as described in or required by the Act and as from time to time interpreted in the duly authorized rules and regulations of the FCC or the Commission.

9 “Automatic Location Identification” or “ALI” means a feature by which the service address associated with the calling party’s listed telephone number identified by ANI as defined herein, is forwarded to the PSAP for display. Additional telephones with the same number as the calling party’s, including secondary locations and off-premise extensions will be identified with the service address of the calling party’s listed number.

10 “Automatic Number Identification” or “ANI” means a signaling parameter which refers to the number transmitted through a network identifying the calling party.

11 “Bellcore” now known as “Telcordia”

12 “Bill Date” means the date that a bill is issued by a party.

13 “Bona Fide Request” as defined in Attachment 12.

14 “Business Day ” means a day on which banking institutions are required to be open for business in New York.

15 “Calling Party Number” or “CPN” is a Common Channel Signaling (“CCS”) parameter which refers to the number transmitted through a network identifying the calling party.

16 “Carrier Identification Code” or “CIC” is a three-digit or four digit or five digit number that identifies a specific Interexchange Carrier.

17 “Central Office Switch” means a switch used to provide Telecommunications Services, including, but not limited to:

17.1 “End Office Switches” which are used to terminate Customer station Loops for the purpose of interconnection to each other and to trunks; and

17.2 “Tandem Office Switches” or “Tandems” which are used to connect and switch trunk circuits between and among other Central Office Switches.

18 “Centralized Message Distribution System” or “CMDS” is the Telcordia (formerly BellCore) administered national system, based in Kansas City, Missouri, used to exchange Exchange Message Interface (EMI) formatted data among host companies.

19 “CLASS Features ” means certain CCIS-based features available to Customers including but not limited to: Automatic Call Back; Call Trace; Caller Identification and related blocking features; Distinctive Ringing/Call Waiting; Selective Call Forward; and Selective Call Rejection.

20 “Collocation ” is As Described in the Act and FCC Rules and Orders, and as further defined in Attachment 4 hereto.

21 “Commercial Mobile Radio Service” or “CMRS” is As Defined in the Act.

22 “Commission” is defined as the appropriate regulatory agency in each of BellSouth’s nine state region, Alabama, Florida, Georgia, Kentucky, Louisiana, Mississippi, North Carolina, South Carolina, and Tennessee.

23 “Common Channel Signaling” or “CCS” means the signaling system, developed for use between switching systems with stored-program control, in which all of the signaling information for one or more groups of trunks is transmitted over a dedicated high-speed data link rather than on a per-trunk basis. The current industry standard for common carrier network signaling is SS7.1.33 “Competitive Local Exchange Carrier” or “CLEC” means any Local Exchange Carrier other than BellSouth, operating as such in BellSouth’s certificated territory.

24 “Confidential Information” is As Defined in Part A hereof.

25 “Cross Connection” means a jumper cable or similar connection provided pursuant to Collocation at the digital signal cross connect, Main Distribution Frame or other suitable frame

or panel between (i) the Collocating Party's equipment and (ii) the equipment or facilities of the housing party.

26 "Customer" or "End User" means a third-party residence or business that subscribes to Telecommunications Services provided by either of the Parties.

27 "Customer of Record" means the entity responsible for placing applications for service; requesting additions, rearrangements, maintenance or discontinuance of service; and payment in full of charges incurred such as non-recurring, monthly recurring, toll, directory assistance, etc.

28 "Customer Proprietary Network Information" or "CPNI" is As Defined in the Act.

29 "Customer Specific Arrangement" or "CSA" means a service arrangement negotiated with an individual customer that includes rates, terms or conditions that differ from those included in BellSouth's intrastate retail services tariff.

30 "Daily Usage File" or "DUF" is the compilation of messages or copies of messages in standard Exchange Message Interface (EMI) format exchanged from BellSouth to an CLEC.

31 "Dark Fiber" is as defined in Attachment 2 of this Agreement. 1.45 "Data Management System" or "DMS" means a system of manual procedures and computer processes used to create, store and update the data required to provide the Selecting Routing ("SR") and ALI features.

32 "Demarcation Point" means a point on a property or premises where the Customer's service is located as determined by the applicable LEC. This point is where network access recurring charges and the LEC's responsibility stop and beyond which Customer responsibility begins.

33 "Deposit" means assurance provided by a customer in the form of cash, surety bond or bank letter of credit.

34 "Dialing Parity" is As Defined in the Act.

35 "Digital Signal Level" means one of several transmission rates in the time-division multiplex hierarchy.

36 "Digital Signal Level 0" or "DS0" means the 64 Kbps zero-level signal in the time-division multiplex hierarchy.

37 "Digital Signal Level 1" or "DS1" means the 1.544 Mbps first-level signal in the time-division multiplex hierarchy. In the time-division multiplexing hierarchy of the telephone network, DS1 is the initial level of multiplexing.

38 "Digital Signal Level 3" or "DS3" means the 44.736 Mbps third-level in the time-division multiplex hierarchy. In the time-division multiplexing hierarchy of the telephone network, DS3 is defined as the third level of multiplexing.

39 “Dispute” is As Defined in Part A hereof.

40 “End User Customer Location” means the physical location of the premises where an End User makes use of the Telecommunications Services.

41 “Exchange Access” is As Defined in the Act.

42 “Exchange Area ” means an area, defined by the Commission, for which a distinct local rate schedule is in effect.

43 “Exchange Message Interface” or “EMI” is the nationally administered standard format for the exchange of data among the Exchange Carriers within the telecommunications industry.

44 “FCC” means the Federal Communications Commission.

45 “FCC Regulations” means the effective rules, regulations, requirements, orders and policies adopted or issued by the FCC, as each may be revised from time to time.

46 “Feeder” is As Defined in Attachment 2.

47 “Fiber-Meet” or “Mid-Span Meet” as defined in Attachment 3 of this Agreement.

48 “Grandfathered Services” is As Defined in Attachment 1 of this Agreement

49 “Hazardous Substances” is As Defined in Attachment 4 of this Agreement.

50 “HDSL” or “High-Bit Rate Digital Subscriber Line” means a transmission technology which transmits up to a DS1-level signal, using any one of the following line codes: 2 Binary / 1 Quaternary (“2B1Q”), Carrierless AM/PM, Discrete Multitone (“DMT”), or 3 Binary / 1 Octel (“3B1O”).

51 “Incumbent Local Exchange Carrier” or “ILEC” is As Defined in the Act. For purposes of this Agreement, BellSouth is an Incumbent Local Exchange Carrier.

52 “Independent Telephone Company” or “ITC” means any entity other than BellSouth which, with respect to its operations within the states covered by this Agreement, is an Incumbent Local Exchange Carrier.

53 “Information Service” means the offering of a capability for generating, acquiring, storing, transforming, processing, retrieving, utilizing, or making available information via telecommunications, and includes electronic publishing, but does not include any use of any such capability for the management, control, or operation of a telecommunications system or the management of a telecommunications service.

54 “Inside Wire ” or “Inside Wiring” means all wire, cable, terminals, and associated equipment or materials on the Customer’s side of the Rate Demarcation Point.

55 “Integrated Digital Loop Carrier” is as described in Attachment 2 of this Agreement.

56 Intercompany Settlements (ICS) is the revenue associated with charges billed by a company other than the company in whose service area such charges were incurred. ICS on a national level includes third number and credit card calls and is administered by Telcordia (formerly BellCore)'s Calling Card and Third Number Settlement System (CATS). Included is traffic that originates in one Regional Bell Operating Company's (RBOC) territory and bills in another RBOC's territory.

57 "Interconnection" is As Described in the Act.

58 "Interexchange Carrier" or "IXC" means a carrier that provides, directly or indirectly, interLATA or intraLATA Telephone Toll Services.

59 "Interim Number Portability" or "INP" is As Described in the Attachment 5 of this Agreement.

60 "InterLATA" is As Defined in the Act.

61 "IntraLATA Toll Traffic" means all basic intraLATA message services calls other than Local Traffic.

62 "Integrated Services Digital Network" (ISDN) means a switched network service that provides end-to-end digital connectivity for the simultaneous transmission of voice and data, as set forth in Attachment 2.

63 "Line Information Data Base(s)" or "LIDB" is as described in Attachment 2 of this Agreement.

64 "Local Access and Transport Area" or "LATA" is As Defined in the Act.

65 "Local Exchange Carrier" or "LEC" is As Defined in the Act.

66 "Local Interconnection" is defined as 1) the delivery of local traffic to be terminated on each Party's local network so that end users of either Party have the ability to reach end users of the other Party without the use of any access code or substantial delay in the processing of the call; 2) the LEC network features, functions, and capabilities set forth in this Agreement; and 3) Service Provider Number Portability sometimes referred to as temporary telephone number portability to be implemented pursuant to the terms of this Agreement.

67 "Local Loop" element is As Defined in Attachment 2 of this Agreement.

68 "Local Number Portability" or "LNP" means the ability of users of Telecommunications Services to retain, at the same location, existing telephone numbers without impairment of quality, reliability, or convenience when switching from one Telecommunications Carrier to another.

69 "Local Traffic" is as defined in Attachment 3 of this Agreement.

70 "Main Distribution Frame" means the distribution frame of the Housing Party used to interconnect cable pairs and line and trunk equipment terminals on a switching system.

71 “MECAB” means the Multiple Exchange Carrier Access Billing (MECAB) document prepared by the Billing Committee of the Ordering and Billing Forum (“OBF”), which functions under the auspices of the Carrier Liaison Committee (“CLC”) of the Alliance for Telecommunications Industry Solutions (“ATIS”). The MECAB document, published by Telcordia as Special Report SR-BDS-000983, contains the recommended guidelines for the billing of an Exchange Access service provided by two or more LECs, or by one LEC in two or more states, within a single LATA.

72 “MECOD” means the Multiple Exchange Carriers Ordering and Design (MECOD) Guidelines for Access Services - Industry Support Interface, a document developed by the Ordering/Provisioning Committee under the auspices of OBF. The MECOD document, published by Telcordia as Special Report SR-STS-002643, establishes methods for processing orders for Exchange Access service which is to be provided by two or more LECs.

73 “Meet-Point Billing” means the process whereby each Party bills the appropriate tariffed rate for its portion of a jointly provided Switched Exchange Access Service as agreed to in the Agreement for Switched Access Meet Point Billing.

74 “NECA” refers to the National Exchange Carriers Association.

75 “Network Element” is defined to mean a facility or equipment used in the provision of a telecommunications service. Such term may include, but is not limited to, features, functions, and capabilities that are provided by means of such facility or equipment, including but not limited to, subscriber numbers, databases, signaling systems, and information sufficient for billing and collection or used in the transmission, routing, or other provision of a telecommunications service. BellSouth offers access to the Network Elements, unbundled loops; network interface device; sub-loop elements; local switching; transport; tandem switching; operator systems; signaling; access to call-related databases; dark fiber as set forth in Attachment 2 of this Agreement. 1.110 “Network Interface Device” or “NID” is as described in Attachment 2 of this Agreement.

76 “Non-Intercompany Settlement System” or “NICS” is the Telcordia (formerly BellCore) system that calculates non-intercompany settlements amounts due from one company to another within the same RBOC region. It includes credit card, third number and collect messages.

77 “North American Numbering Plan” or “NANP” means the numbering plan used in the United States that also serves Canada, Bermuda, Puerto Rico and certain Caribbean Islands. The NANP format is a 10-digit number that consists of a 3-digit NPA code (commonly referred to as the area code), followed by a 3-digit NXX code and 4-digit line number.

78 “Numbering Plan Area” or “NPA” also is sometimes referred to as an area code. There are two general categories of NPAs, “Geographic NPAs” and “Non-Geographic NPAs.” A Geographic NPA is associated with a defined geographic area, and all telephone numbers bearing such NPA are associated with services provided within that geographic area. A Non-Geographic NPA, also known as a “Service Access Code” or “SAC Code,” is typically associated with a specialized telecommunications service which may be provided across multiple

geographic NPA areas (e.g., 800, 900, 700, 500 and 888 are examples of Non-Geographic NPAs).

79 “NXX Code” or “End Office Code” means the three digit switch entity indicator (i.e., the first three digits of a seven digit telephone number).

80 “OBF” means the “Ordering and Billing Forum”, which functions under the auspices of the Carrier Liaison Committee (CLC) of the Alliance for Telecommunications Industry Solutions (ATIS).

81 “OCN” refers to an Operating Company Number.

82 “Optical Carrier Level 3” or “OC3” is As Defined in Attachment 2.

83 “Optical Carrier Level 12” or “OC12” is As Defined in Attachment 2.

84 “Optical Line Terminating Multiplexor” or “OLTM” is As Defined in Attachment 2.

85 “Party” means either BellSouth or Xspedius, and “Parties” means BellSouth and Xspedius.

86 “Percent of Interstate Usage” or “PIU” is defined as a factor to be applied to terminating access services minutes of use to obtain those minutes that should be rated as interstate access services minutes of use. The numerator includes all interstate “non-intermediary” minutes of use, including interstate minutes of use that are forwarded due to service provider number portability less any interstate minutes of use for Terminating Party Pays services, such as 800 Services. The denominator includes all “non-intermediary”, local , interstate, intrastate, toll and access minutes of use adjusted for service provider number portability less all minutes attributable to terminating Party pays services.

87 “Percent Local Usage” or “PLU” is defined as a factor to be applied to intrastate terminating minutes of use. The numerator shall include all “non-intermediary” local minutes of use adjusted for those minutes of use that only apply local due to Service Provider Number Portability. The denominator is the total intrastate minutes of use including local, intrastate toll, and access, adjusted for Service Provider Number Portability less intrastate terminating Party pays minutes of use.

88 “Performance Measurements” is as described in Attachment 9 hereto.

89 “Person” is As Defined in the Act.

90 “Physical Collocation” is As Defined in the Act.

91 “PIC” means Primary or Presubscribed Interexchange Carrier.

92 “Public Safety Answering Point” or “PSAP” means an answering location for 9-1-1 calls originating in a given area. A PSAP may be designated as Primary or Secondary, which refers to the order in which calls are directed for answering. Primary PSAPs respond first. Secondary PSAPs receive calls on a transfer basis only, and generally serve as a centralized

answering location for a particular type of emergency call. PSAPs are staffed by employees of Service Agencies such as police, fire or emergency medical agencies or by employees of a common bureau serving a group of such entities.

93 “Rate Center ” means the specific geographic point which has been designated by a given LEC as being associated with a particular NPA-NXX code which has been assigned to the LEC for its provision of Telephone Exchange Service. The Rate Center is the finite geographic point identified by a specific V&H coordinate, which is used by that LEC to measure, for billing purposes, distance sensitive transmission services associated with the specific Rate Center. Rate Centers will be identical for each Party until such time as Xspedius is permitted by an appropriate regulatory body to create its own Rate Centers within an area.

94 “Reciprocal Compensation” is As Described in the Act, and refers to the payment arrangement for transport and termination of Local Traffic specified in Attachment 3.

95 “Resale” means an activity wherein a certificated CLEC subscribes to the Telecommunications Services of BellSouth and then reoffers those telecommunications services to the public (with or without "adding value").

96 “Resale Service Area” means the area, as defined in a state Commission approved certificate of operation, within which a CLEC may offer resold local exchange telecommunications service.

97 “Resale Services” means the BellSouth local services provided to Xspedius for Resale pursuant to the terms of Attachment 1 hereto.

98 “Revenue Accounting Office” (RAO) Status Company is a local exchange company/alternate local exchange company that has been assigned a unique RAO code. Message data exchanged among RAO status companies is grouped (i.e. packed) according to From/To/Bill RAO combinations.

99 “Serving Wire Center” or “SWC” is as described in Attachment 3 of this Agreement.

100 “Shared Tenant Service” or “STS” is as defined in BellSouth’s appropriate General Subscriber Service Tariff.

101 “Shared Transport” or “Common Transport” is as defined in Attachment 2 of this Agreement.

102 “Signal Transfer Points” (“STPs”) are signaling message switches that interconnect Signaling Links to route signaling messages between switches and databases. STPs enable the exchange of Signaling System 7 (“SS7”) messages between switching elements, database elements and STPs. STPs provide access to various BellSouth and third party network elements such as local switching and databases.

103 “Signaling Links” are dedicated transmission paths carrying signaling messages between carrier switches and signaling networks. Signal Link Transport is a set of two or four dedicated 56 kbps transmission paths between Xspedius designated Signaling Points of

Interconnection that provide a diverse transmission path and cross connect to a BellSouth Signal Transfer Point.

104 “Subsidiary” means a corporation or other legal entity owned or controlled by a Party.

105 “Switched Access Traffic” is as described in Attachment 3 of this Agreement.

106 “Synchronous Optical Network” or “SONET” means an optical interface standard that allows inter-networking of transmission products from multiple vendors. The base rate is 51.84 Mbps (OC-I/STS-1) and higher rates are direct multiples of the base rate, up to 13.22 Gpbs.

107 “Tariff” means any applicable federal or state tariff of a Party, that is filed and effective with the FCC or Commission, each as may be amended by the Party from time to time, under which a Party offers a particular service, facility, or arrangement. A Tariff shall not include BellSouth’s “Statement of Generally Available Terms and Conditions for Interconnection, Unbundled Network Elements, Ancillary Services and Resale of Telecommunications Services” which has been approved or is pending approval by the Commission pursuant to Section 252(f) of the Communications Act of 1934, 47 U.S.C. § 252(f).

108 “Tax” is As Defined in Part A hereof.

109 “Technically Feasible Point” is As Described in the Act.

110 “Telecommunications” is As Defined in the Act.

111 “Telecommunications Act of 1996” means Public Law 104-104 of the United States Congress effective February 8, 1996 as amended, and any rules, and regulations promulgated thereunder.

112 “Telecommunications Carrier” is As Defined in the Act.

113 “TRS” refers to Telecommunications Relay Service.

114 “Telecommunications Service” is As Defined in the Act.

115 “Telcordia” is the former Bell Communications Research, Inc.

116 “Telephone Exchange Service” is As Defined in the Act.

117 “Telephone Toll Service” is As Defined in the Act.

118 “Toll Traffic ” means traffic that is originated by a Customer of one Party on that Party’s network and terminates to a Customer of the other Party on that Party’s network and is not Local Traffic or ancillary traffic. Toll Traffic may be either “IntraLATA Toll Traffic” or “InterLATA Toll Traffic,” depending on whether the originating and terminating points are within the same LATA.

119 “Transit Traffic” means any traffic that originates from or terminates at Xspedius’s network, “transits” BellSouth’s network substantially unchanged, and terminates to or originates from a third carrier’s network, as the case may be. “Transit Traffic Service” provides Xspedius with the ability to use its connection to a BellSouth Tandem for the delivery of calls which originate or terminate with Xspedius and terminate to or originate from a carrier other than BellSouth, such as another CLEC, an ILEC other than BellSouth. In these cases, neither the originating nor terminating End User is an End User of BellSouth. This service is provided through BellSouth’s Tandems.

120 “Transport” network element is as defined in Attachment 2 of this Agreement.

121 “Transport and Termination” is as described in the Act.

122 “V&H Coordinates” means vertical and horizontal coordinates.

123 “Virtual Collocation” is As Defined in the Act.

124 “Voice Grade ” means either an analog signal of 300 to 3000 Hz or a digital signal of 56/64 kilobits per second. When referring to digital voice grade service (a 56/64 kbps channel), the term “DS-0” may also be used.

125 “White Pages Directories” means directories or the portion of co-bound directories which include a list in alphabetical order by name of the telephone numbers and addresses of telecommunication company customers.

Page intentionally Blank

Attachment 1

Resale

RESALE

1. Discount Rates

Xspedius shall be permitted to purchase all Telecommunications Services that BellSouth provides at retail to subscribers that are not Telecommunications Carriers at a wholesale discount rate off of the retail rate for the Telecommunications Service. The wholesale discount shall be as set forth in Exhibit A to this Attachment, attached hereto and incorporated herein by this reference. Such discount shall reflect the costs avoided or avoidable by BellSouth when selling a service for wholesale purposes as established by the applicable state Commissions.

2. Resale at Wholesale Rates – Section 251(c)(4)

2.1 At the request of Xspedius, BellSouth shall make available to Xspedius for resale at wholesale rates all Telecommunications Services that BellSouth provides at retail to subscribers who are not Telecommunications Carriers, as required by Section 251(c)(4) of the Act (the “Resale Services”) and applicable FCC orders and rules, at the terms, conditions and limitations set forth in this Agreement. Resale Services shall include, but not be limited to, the following categories of Telecommunications Services as long as they continue to be provided by BellSouth:

- (i) Local Service - Residence, as described in the applicable Tariff;
- (ii) Local Service - Business, as described in the applicable Tariff;
- (iii) Message Toll Service, as described in the applicable Tariff;
- (iv) PBX Trunk, as described in the applicable Tariff;
- (v) ISDN Services, as described in the applicable Tariff;
- (vi) Centrex Service, as described in the applicable Tariff;
- (vii) Private Line Services, as described in the applicable Tariff;
- (viii) IntraLATA Inbound Services, as described in the applicable Tariff;
- (ix) Customer Owned Pay Telephone Access Line Services, as described in the applicable Tariff; and
- (x) Frame Relay Service, as described in the applicable Tariff.

The Resale Services shall be made available to Xspedius at the discount rates set forth in this Attachment to the Agreement.

2.2 Other Services

- 2.2.1. BellSouth may, at its sole discretion, and as agreed to by Xspedius, make available to Xspedius under this Agreement services other than Telecommunications Services for resale at rates, terms and conditions agreed upon by the Parties.
- 2.2.2. “*Grandfathered Services*” include any Telecommunications Services, which BellSouth offers to existing subscribers of applicable retail services, but not to new subscribers. BellSouth agrees to make Grandfathered Services available to Xspedius for resale to any End User of BellSouth that subscribes to a Grandfathered Service from BellSouth at the time of its selection of Xspedius as its service provider; provided that if such Grandfathered Services are provided under a Shared Tenant Service arrangement, such Grandfathered Services shall be available for resale by Xspedius to all existing and future tenants of the premises covered by the Shared Tenant Service arrangement. If a local Telecommunications Service is subsequently classified as a Grandfathered Service by BellSouth, BellSouth agrees to continue to sell such Grandfathered Service to Xspedius for resale to Xspedius’s Customers that subscribe to such Grandfathered Service at the time it is so classified by BellSouth, on the same terms and conditions that BellSouth sales the service to its own end users.
- 2.2.3. Excepting the application of the wholesale discount specified in Exhibit A hereto, each Party acknowledges that Resale Services shall be available to Xspedius on the same basis as offered by BellSouth to itself or to any Subsidiary, Affiliate, or any other Person to which BellSouth directly provides the Resale Services, including BellSouth’s retail Customers and other resellers of BellSouth’s Telecommunications Services, provided that such Resale Services shall be provided (i) only in those service areas in which such Resale Services (or any feature or capability thereof) are offered by BellSouth as an incumbent LEC to any other Person, and (ii) to the same extent as BellSouth’s retail Telecommunications Services are subject to the availability of facilities.

3. General Provisions

- 3.1 BellSouth shall make available Telecommunications Services for resale at the rates set forth herein to this Attachments and subject to the exclusions and limitations set forth in Exhibit B to this Agreement. Unless otherwise set forth in this Attachment, neither Party hereby waives its rights to appeal or otherwise challenge any decision regarding resale that resulted in the discount rates contained in Exhibit A or the exclusions and limitations contained in Exhibit B.

The Parties reserve the right to pursue any and all legal and/or equitable remedies, including appeals of any decisions. If such appeals or challenges result in changes in the discount rates or exclusions and limitations, the Parties agree that appropriate modifications to this Agreement will be made promptly to make its terms consistent with the outcome of the appeal.

- 3.2 Xspedius may purchase Resale services from BellSouth for its own use in operating its business. The resale discount will apply to those services under the following conditions:
- 3.2.1 Xspedius must resell services to other End Users.
- 3.2.2 Xspedius must order services through resale interfaces, i. e., the Local Carrier Service Center (LCSC) and/or appropriate Resale Account Teams pursuant to Section 3 of the General Terms and Conditions.
- 3.2.3 Xspedius cannot be a CLEC for the single purpose of selling to itself.
- 3.3 BellSouth shall not be required to provide to Xspedius Resale Services at a wholesale rate when those services are offered at a special promotional rate if:
- (a) Such promotions involve rates that will be in effect for not more than ninety (90) days; and
 - (b) Such promotional offerings are not used to evade the wholesale rate obligation; for example, by making available a series of ninety (90) day promotional rates.
- 3.4 The provision of services by BellSouth to Xspedius does not constitute a joint undertaking for the furnishing of any service.
- 3.5 Xspedius will be the Customer of Record for all services purchased from BellSouth. Except as specified herein, BellSouth will take orders from, bill and expect payment from Xspedius for all services.
- 3.6 Xspedius will be BellSouth's single point of contact for all services purchased pursuant to this Agreement. BellSouth shall have no contact with the End User except to the extent provided for herein.
- 3.7 BellSouth will continue to bill the End User for any services that the End User specifies it wishes to receive directly from BellSouth.
- 3.8 BellSouth maintains the right to serve directly any End User within the service area of Xspedius. BellSouth will continue to directly market its own telecommunications products and services and in doing so may establish independent relationships with End Users of Xspedius.

- 3.9 Neither Party shall interfere with the right of any person or entity to obtain service directly from the other Party.
- 3.10 Current telephone numbers may normally be retained by the End User. However, neither Party nor the End User has a property right to the telephone number or any other call number designation associated with services furnished by BellSouth, and no right to require the continuance of service through any particular Central Office. BellSouth reserves the right to change such numbers, or the Central Office designation associated with such numbers, or both, whenever such change is reasonably necessary to the conduct of business.
- 3.11 For the purpose of the resale of BellSouth's Telecommunications Services by Xspedius, BellSouth will provide Xspedius with an on line access to telephone numbers for reservation on a first come first serve basis. Such reservations of telephone numbers, on a pre-ordering basis shall be for a period of nine (9) days. Xspedius acknowledges that there may be instances where there is a shortage of telephone numbers in a particular Common Language Location Identifier Code (CLLIC) and in such instances BellSouth may request on a nondiscriminatory basis that Xspedius cancel its reservations of numbers. Xspedius shall comply with such request.
- 3.12 Further, upon Xspedius's request, and for the purpose of the resale of BellSouth's telecommunications services by Xspedius, BellSouth will reserve up to 100 telephone numbers per CLLIC, for Xspedius's sole use. Such telephone number reservations shall be valid for ninety (90) days from the reservation date. Xspedius acknowledges that there may be instances where there is a shortage of telephone numbers in a particular CLLIC and in such instances BellSouth shall use its best efforts to reserve for a ninety (90) day period a sufficient quantity of Xspedius's reasonable need in that particular CLLIC.
- 3.13 BellSouth may provide any Telecommunications Service it offers to its End Users or facility for which a charge is not established herein, as long as it is offered on the same terms to Xspedius at rates that reflect the resale discount expressed in Exhibit A hereto.
- 3.14 Service is furnished subject to the condition that it will not be used for any unlawful purpose.
- 3.15 Service will be discontinued if any law enforcement agency advises that the service being used is in violation of the law.
- 3.16 BellSouth can refuse service when it has grounds to believe that service will be used in violation of the law.
- 3.17 BellSouth accepts no responsibility to any person for any unlawful act committed by Xspedius or its End Users as part of providing service to Xspedius for purposes of resale or otherwise.

- 3.18 The Parties will cooperate fully with law enforcement agencies with subpoenas and court orders as specified in Section 17 of the General Terms and Conditions of this Agreement.
- 3.19 The characteristics and methods of operation of any circuits, facilities or equipment provided by any person or entity other than BellSouth shall not:
- 3.19.1. Interfere with or impair service over any facilities of BellSouth, its Affiliates, or its connecting and concurring carriers involved in its service;
- 3.19.2. Cause damage to BellSouth's plant;
- 3.19.3. Impair the privacy of any communications; or
- 3.19.4. Create hazards to any BellSouth employees or the public.
- 3.20 Xspedius assumes the responsibility of notifying BellSouth regarding less than standard operations with respect to services provided by Xspedius.
- 3.21 Facilities and/or equipment utilized by BellSouth to provide service to Xspedius remain the property of BellSouth.
- 3.22 White Page Directory Listings will be provided in accordance with regulations set forth in Section A6 of the General Subscriber Services Tariff and will be available for resale.
- 3.23 BellSouth shall provide electronic access to customer record information to Xspedius; provided that Xspedius has the appropriate Letter(s) of Authorization. BellSouth shall provide customer record information in accordance with the terms of Attachment 6 (OSS, O&P) hereto.
- 3.24 Where available to BellSouth's end users, BellSouth shall provide the following Telecommunications Services at a discount to allow for voice mail services:
- Simplified Message Desk Interface - Enhanced ("SMDI-E")
 - Simplified Message Desk Interface ("SMDI") Message Waiting Indicator ("MWI") stutter dialtone and message waiting light feature capabilities
 - Call Forward on Busy/Don't Answer ("CF-B/DA")
 - Call Forward on Busy ("CF/B")
 - Call Forward Don't Answer ("CF/DA")
- 3.25 BellSouth messaging services set forth in BellSouth's Messaging Service Information Package shall be made available for resale at rates charged to BellSouth End Users, but without the wholesale discount.

- 3.26 BellSouth's Inside Wire Maintenance Service Plan shall be made available for resale at rates, terms and conditions offered to BellSouth End Users, but without the wholesale discount.
- 3.27 Recovery of charges associated with implementing Number Portability through monthly charges assessed to end users has been authorized by the FCC. This end user line charge will be billed to Resellers of BellSouth's telecommunications services and will be as filed in the BellSouth FCC No. 1 tariff. This charge will not be discounted.
- 3.28 BellSouth shall refer all questions regarding any Xspedius service or product directly to Xspedius. BellSouth shall use its best efforts to ensure that all BellSouth representatives who receive inquiries regarding Xspedius services do not in any way disparage or discriminate against Xspedius or its products or services
- 3.29 The same quality standards that BellSouth requires of its employees when contacting BellSouth End Users (e.g., honesty, respect and courtesy) shall apply when its employees are in contact with Xspedius End Users.

4. BellSouth's Provision of Services to Xspedius

- 4.1 Xspedius agrees that its resale of BellSouth services shall be as follows:
 - 4.1.1. The resale of telecommunications services shall be limited to users and uses conforming to the class of service restrictions.
 - 4.1.2. Hotel and Hospital PBX services are the only telecommunications services available for resale to Hotel/Motel and Hospital end users, respectively. Similarly, Access Line Service for Customer Provided Coin Telephones is the only local service available for resale to Independent Payphone Provider (IPP) customers. Shared Tenant Service customers can only be sold those local exchange access services available in BellSouth's A23 Shared Tenant Service Tariff in the states of Florida, Georgia, North Carolina and South Carolina, and in A27 in the states of Alabama, Kentucky, Louisiana, Mississippi and Tennessee.
 - 4.1.3. BellSouth reserves the right to periodically audit services purchased by Xspedius to establish authenticity of use. Such audit shall not occur more than once in a calendar year. Xspedius shall make any and all records and data available to BellSouth or BellSouth's auditors on a reasonable basis. BellSouth shall bear the cost of said audit.
- 4.2 Resold services can only be used in the same manner as specified in BellSouth's Tariffs. Resold services are subject to the same terms and conditions as are specified for such services when furnished to an individual End User of BellSouth

in the appropriate section of BellSouth's Tariffs. Specific tariff features, e.g. a usage allowance per month, shall not be aggregated across multiple resold services.

- 4.3 Xspedius may resell services only within the specific resale service area as defined in its certificate.
- 4.4 Telephone numbers transmitted via any resold service feature are intended solely for the use of the End User of the feature. Resale of this information is prohibited.
- 4.5 Xspedius may provide both flat and measured rate service on the same business premise to the same subscribers (End Users) only in accordance with Section A2 of BellSouth's General Subscriber Tariff.

5. New Resale Services; Changes in Provision of Resale Services

BellSouth shall use best efforts to provide Xspedius forty-five (45) days advance notice via Internet posting of changes to the prices, terms or conditions of services available for Resale. To the extent that revisions occur between the time BellSouth notifies Xspedius of changes under this Agreement and the time the changes are scheduled to be implemented, BellSouth will notify Xspedius of such revisions consistent with its internal notification process; provided that, Xspedius shall not utilize any notice given under this subsection to market resold offerings of that service in advance of BellSouth. In addition, upon request BellSouth shall furnish Xspedius with copies of publicly available service descriptions regarding the Resale Services. Notwithstanding the foregoing, Xspedius shall not utilize any such BellSouth service descriptions as part of its own sales or marketing efforts.

6. Maintenance of Services

- 6.1 Xspedius will adhere to the reasonable and nondiscriminatory procedures established by BellSouth regarding maintenance and installation of service.
- 6.2 Services resold under BellSouth's Tariffs and facilities and equipment provided by BellSouth shall be maintained by BellSouth.
- 6.3 Xspedius or its end users may not rearrange, move, disconnect, remove or attempt to repair any facilities owned by BellSouth, other than by connection or disconnection to any interface means used, except with the written consent of BellSouth.
- 6.4 Xspedius accepts responsibility to notify BellSouth of situations that arise that may result in a service problem.

- 6.5 Xspedius will be BellSouth's single point of contact for all repair calls on behalf of Xspedius's End Users. The parties agree to provide one another with toll-free contact numbers for such purposes.
- 6.6 BellSouth will bill Xspedius for handling troubles that are found not to be in BellSouth's network pursuant to its standard time and material charges. The standard time and material charges will be no more than what BellSouth charges to its retail customers for the same services.
- 6.7 BellSouth reserves the right to contact Xspedius's End Users, if deemed necessary, for maintenance purposes.

7. Establishment of Service

- 7.1 After receiving certification as a Local Exchange Company from the appropriate regulatory agency, unless it has already done so, Xspedius will provide the appropriate BellSouth service center the necessary documentation to enable BellSouth to establish a master account for Xspedius's resold services. Such documentation shall include the Application for Master Account, proof of authority to provide telecommunications services, an Operating Company Number ("OCN") assigned by the National Exchange Carriers Association ("NECA") and a tax exemption certificate, if applicable. When necessary deposit requirements are met, BellSouth will begin taking orders for the resale of service.
- 7.2 Service orders will be in a standard format designated by BellSouth. All Local Service Requests ("LSRs") submitted for products and services under this Attachment will be subject to the OSS charges set forth in the General Terms and Conditions of this Agreement.
- 7.3 When notification is received from Xspedius that a current End User of BellSouth will subscribe to Xspedius's service, standard service order intervals for the appropriate class of service will apply.
- 7.4 BellSouth will not require End User confirmation prior to establishing service for Xspedius's End User customer. Xspedius must, however, be able to demonstrate End User authorization upon request.
- 7.5 Xspedius will be the single point of contact with BellSouth for all subsequent ordering activity resulting in additions or changes to resold services except that BellSouth will accept a request directly from the End User for conversion of the End User's service from Xspedius to BellSouth or will accept a request from another CLEC for conversion of the End User's service from Xspedius to the other LEC. BellSouth will notify Xspedius within five (5) business days via US mail that such a request has been processed.

- 7.6 If BellSouth determines that an unauthorized change in local service to Xspedius has occurred, BellSouth will reestablish service with the appropriate local service provider and will assess Xspedius as the CLEC initiating the unauthorized change, the unauthorized change charge described in BellSouth FCC. Tariff No. 1, Section 13 or applicable state tariff. Appropriate nonrecurring charges, as set forth in Section A4 of the General Subscriber Service Tariff, will also be assessed to Xspedius. These charges will be refunded if Xspedius provides satisfactory proof of authorization.
- 7.7 BellSouth reserves the right to secure a deposit not to exceed two (2) estimated months billing. Any such security deposit may be held during the continuance of the service as security for the payment of any and all amounts accruing for the service.
- 7.7.1 The fact that a security deposit has been made in no way relieves from complying with BellSouth's regulations as to advance payments and the prompt payment of bills on presentation nor does it constitute a waiver or modification of the regular practices of BellSouth providing for the discontinuance of service for non-payment of any sums due BellSouth.
- 7.7.2 BellSouth reserves the right to increase the security deposit requirements when, in its sole judgment, circumstances so warrant and gross monthly billing has increased beyond the level initially used to determine the security deposit.
- 7.7.3 In the event that Xspedius defaults on its account, service to Xspedius will be terminated and any security deposits held will be applied to its account.
- 7.7.4 Interest on a security deposit shall accrue and be paid in accordance with the terms in the appropriate BellSouth tariff.
- 7.8 Orders to switch services "as is" shall be treated as a change of service and shall *not* be treated as a disconnection and subsequent reconnection of service.
- 7.9 BellSouth shall provide Xspedius notification of disconnects, updated and delivered once daily, via an electronic process known as OUTPLOC.

8. Payment And Billing Arrangements

- 8.1 BellSouth shall bill Xspedius on a current basis all applicable charges and credits.
- 8.2 Payment of all charges will be the responsibility of Xspedius. Xspedius shall make payment to BellSouth for all services billed. BellSouth is not responsible for payments not received by Xspedius from Xspedius's End User. BellSouth will not become involved in billing disputes that may arise between Xspedius and its

End User. Payments made to BellSouth as payment on account will be credited to an accounts receivable master account and not to an End User's account.

- 8.3 BellSouth will render bills each month on established bill days for each of Xspedius's accounts.
- 8.4 BellSouth will bill Xspedius, in advance charges for all services to be provided during the ensuing billing period except charges associated with service usage, which charges will be billed in arrears. Charges will be calculated on an individual End User account level, including, if applicable, any charge for usage or usage allowances. BellSouth will also bill Xspedius, and Xspedius will be responsible for and remit to BellSouth, all government mandated surcharges applicable to resold services including but not limited to 911 and E911 charges, telecommunications relay charges (TRS), and franchise fees.
- 8.5 The payment will be due by the next bill date (i.e., same date in the following month as the bill date) and is payable in immediately available funds. Payment is considered to have been made when received by BellSouth.
- 8.5.1. If the payment due date falls on a Sunday or on a holiday which is observed on a Monday, the payment due date shall be the first non-holiday day following such Sunday or holiday. If the payment due date falls on a Saturday or on a holiday which is observed on Tuesday, Wednesday, Thursday, or Friday, the payment due date shall be the last non-holiday day preceding such Saturday or holiday. If payment is not received by the payment due date, a late payment penalty, as set forth in Section 8.7 following, shall apply.
- 8.5.2. If Xspedius requests multiple billing media or additional copies of bills, BellSouth will provide these at an appropriate charge to Xspedius.
- 8.6 Billing Disputes
- 8.6.1 Any billing disputes shall be handled in accordance with Section 26 of the General Term and Conditions and Attachment 7 of this Agreement.
- 8.7 Upon proof of tax exempt certification from Xspedius, the total amount billed to Xspedius will not include any taxes due from the end user to reflect the tax exempt certification and local tax laws. Xspedius will be solely responsible for the computation, tracking, reporting, and payment of taxes applicable to Xspedius's end user.
- 8.8 If any portion of the payment is received by BellSouth after the payment due date as set forth preceding, or if any portion of the payment is received by BellSouth in funds that are not immediately available to BellSouth, then a late payment penalty shall be due to BellSouth. The late payment penalty shall be the portion of the payment not received by the payment due date times a late factor and will be applied on a per bill basis. The late factor shall be as set forth in Section A2 of

the General Subscriber Services Tariff and Section B2 of the Private Line Service Tariff.

- 8.9 Any switched access charges properly billed to interexchange carriers for access to the resold local exchange lines will be billed by, and due to, BellSouth. Xspedius shall bill access charge components properly billed to End Users.
- 8.10 BellSouth will not perform billing and collection services for Xspedius as a result of the execution of this Agreement. All requests for billing services should be referred to the appropriate entity or operational group within BellSouth.
- 8.11 Pursuant to 47 CFR Section 51.617, BellSouth will bill Xspedius directly the end user common line charges in the amount identical to the end user common line charges BellSouth bills its end users.
- 8.12 In general, BellSouth will not become involved in disputes between Xspedius and Xspedius's End User customers over resold services. If a dispute does arise that cannot be settled without the involvement of BellSouth, Xspedius shall contact the designated Service Center for resolution. BellSouth will make every effort to assist in the resolution of the dispute and will work with Xspedius to resolve the matter in as timely a manner as possible. Xspedius may be required to submit documentation to substantiate the claim.

9. Discontinuance of Service

- 9.1 The procedures for discontinuing service to an End User are as follows:
 - 9.1.1. Where possible, BellSouth will deny service to Xspedius's End User on behalf of, and at the request of, Xspedius. Upon restoration of the End User's service, restoral charges will apply and will be the responsibility of Xspedius.
 - 9.1.2. At the request of Xspedius, BellSouth will disconnect -an Xspedius End User customer.
 - 9.1.3. All requests by Xspedius for denial or disconnection of an End User for nonpayment must be in writing.
 - 9.1.4. Xspedius will be made solely responsible for notifying the End User of the proposed disconnection of the service.
 - 9.1.5. BellSouth will continue to process calls made to the Annoyance Call Center and will advise Xspedius when it is determined that annoyance calls are originated from one of their End User's locations. BellSouth shall be indemnified, defended and held harmless by Xspedius and/or the End

User against any claim, loss or damage arising from providing this information to Xspedius. It is the responsibility of Xspedius to take the corrective action necessary with its End Users who make annoying calls. Failure to do so will result in BellSouth's disconnecting the End User's service.

9.1.6. Use of Facilities. When an End User of Xspedius elects to discontinue service from Xspedius and to transfer service to another LEC, including BellSouth, BellSouth shall have the right to reuse the facilities provided to Xspedius for retail or Resale service or as, unbundled Loops or unbundled Ports for that End User. In addition, BellSouth may disconnect and reuse facilities when the facility is in a denied state, and BellSouth has received an order to establish new service, or transfer service from an End User or an End User's CLEC, at the same address served by the denied facility.

9.1.6.1. The foregoing applies when BellSouth has received a new order from the End User or the End User's new LEC for a retail service or Resale service or for a UNE which the End User or the End User's new LEC has indicated constitutes a transfer of service from the LEC to another provider (i.e., the order is not for a new line or an additional line).

9.1.6.2. The order for retail service, Resale service, unbundled Loop and/or Port can be for either Exchange or private line service.

9.2 The procedures for discontinuing service to Xspedius are as follows:

9.2.1. BellSouth reserves the right to suspend or terminate service for nonpayment or in the event of prohibited, unlawful or improper use of the facilities or service, abuse of the facilities, or any other violation or noncompliance by Xspedius of the rules and regulations of BellSouth's Tariffs.

9.2.2. If payment of account is not received by the bill day in the month after the original bill day, BellSouth may provide written notice to Xspedius, that additional applications for service will be refused and that any pending orders for service will not be completed if payment is not received by the fifteenth day following the date of the notice. In addition BellSouth may, at the same time, give thirty days notice to the person designated by Xspedius to receive notices of noncompliance, and discontinue the provision of existing services to Xspedius at any time thereafter.

9.2.3. In the case of such discontinuance, all billed charges, as well as applicable termination charges, shall become due.

9.2.4. If BellSouth does not discontinue the provision of the services involved on the date specified in the thirty days notice and Xspedius's noncompliance continues, nothing contained herein shall preclude BellSouth's right to

discontinue the provision of the services to Xspedius without further notice.

- 9.2.5. If payment is not received or arrangements made for payment by the date given in the written notification, Xspedius's services will be discontinued. Upon discontinuance of service on a Xspedius's account, service to Xspedius's End Users will be denied. BellSouth will also reestablish service at the request of the End User or Xspedius upon payment of the appropriate connection fee and subject to BellSouth's normal application procedures. Xspedius is solely responsible for notifying the End User of the proposed disconnection of the service.
- 9.2.6. If within fifteen days after an End User's service has been denied no contact has been made in reference to restoring service, the End User's service will be disconnected.

10. Functionality Required to Support Resale Service.

- 10.1 LEC - Assigned Telephone Calling Card Numbers. Effective as of the date of an End User's subscription to Xspedius's service, BellSouth shall block the LEC-assigned telephone line calling card number (including area code) ("TLN") from the Line Identification Database ("LIDB"), unless otherwise agreed by Xspedius in the Implementation Plan.
- 10.2 Telephone Assistance Programs. Telephone Assistance Programs shall be available for Resale as indicated in Exhibit B to this Attachment. Upon conversion to Xspedius's Resale Service of an existing Telecommunications Assistance Program Customer, no exchange of qualification documentation is necessary.
- 10.3 9-1-1 Services. BellSouth shall provide to Xspedius "911" emergency call routing services in accordance with the terms of Attachment 2 to the Agreement.
- 10.4 Special Services. If BellSouth makes a notation on the Customer Service Record ("CSR") of End Users who qualify for certain services available to physically challenged individuals (e.g., special discounts) ("Special Services"), BellSouth shall provide such data to Xspedius on the CSR made available to BellSouth for its End Users. For usage by an Xspedius End User of a Telephone Relay Service ("TRS"), BellSouth shall provide Xspedius with all billing information furnished to BellSouth by the provider of the TRS.
- 10.5 TTY/TDD. BellSouth shall cooperate with Xspedius to provide services and equipment necessary to serve TTY/TDD customers at rates, terms and conditions set forth in a separate agreement to be negotiated between the Parties.

11. Resale of Customer Specific Arrangements

11.1 CSAs shall be available for resale at the wholesale discount set forth in Exhibit A of this Attachment; provided, however, that in the event the Commission establishes a specific discount for CSAs such discount shall apply thereafter. Xspedius may resell a CSA to the end user for whom the CSA was constructed or to end users similarly situated to the specific end user for whom the CSA was constructed. Customers shall be deemed to be similarly situated when the quantity of use; time of use; manner of service; and costs of rendering the service are the same. In cases where Xspedius resells an existing CSA, no termination or rollover charges shall apply to the assignment of the CSA to Xspedius provided that Xspedius assumes the obligations set forth within the CSA. Notwithstanding the foregoing, BellSouth may impose a single service order charge (not to exceed the level of tariffed service order charges for comparable services) to recover the cost of changing the billing name on the account.

12. Line Information Database (LIDB)

12.1 BellSouth will store in its Line Information Database (LIDB) records relating to service only in the BellSouth region. The LIDB Storage Agreement is included in this Attachment as Exhibit C.

12.2 BellSouth will provide LIDB Storage upon written request to Xspedius Account Manager stating requested activation date.

13. RAO Hosting

13.1 The RAO Hosting Agreement is included in this Attachment as Exhibit D. Rates for BellSouth's Centralized Message Distribution System (CMDS) are as set forth in Exhibit H of this Attachment.

13.2 BellSouth will provide RAO Hosting upon written request to its Account Manager stating requested activation date.

14. Optional Daily Usage File (ODUF)

14.1 The Optional Daily Usage File (ODUF) Agreement with terms and conditions is included in this Attachment as Exhibit E. Rates for ODUF are as set forth in Exhibit H of this Attachment.

14.2 BellSouth will provide Optional Daily Usage File (ODUF) service upon written request to its Account Manager stating requested activation date.

15. Enhanced Optional Daily Usage File (EODUF)

- 15.1 The Enhanced Optional Daily Usage File (EODUF) service Agreement with terms and conditions is included in this Attachment as Exhibit F. Rates for EODUF are as set forth in Exhibit H of this Attachment.
- 15.2 BellSouth will provide Enhanced Optional Daily Usage File (EODUF) service upon written request to its Account Manager stating requested activation date.

16. Calling Name Delivery (CNAM) Database Service

- 16.1 Calling Name Delivery (CNAM) Database Service Agreement is included in this Attachment as Exhibit F. Rates for CNAM are as set forth in Exhibit H of this Attachment.
- 16.2 BellSouth will provide Calling Name Delivery (CNAM) Database service upon written request to its Account Manager stating requested activation date.

EXHIBIT A

APPLICABLE DISCOUNTS

The Telecommunications Services available for purchase by Xspedius for the purposes of resale to Xspedius_End Users shall be available at the following discount off of the retail rate.

DISCOUNT*

<u>STATE</u>	<u>RESIDENCE</u>	<u>BUSINESS</u>	<u>CSAs***</u>
ALABAMA	16.3%	16.3%	
FLORIDA	21.83%	16.81%	
GEORGIA	20.3%	17.3%	
KENTUCKY	16.79%	15.54%	
LOUISIANA	20.72%	20.72%	9.05%
MISSISSIPPI	15.75%	15.75%	
NORTH CAROLINA	21.5%	17.6%	
SOUTH CAROLINA	14.8%	14.8%	8.98%
TENNESSEE**	16%	16%	

* When a CLEC provides Resale service in a cross boundary area (areas that are part of the local serving area of another state's exchange) the rates, regulations and discounts for the tariffing state will apply. Billing will be from the serving state.

** In Tennessee, if CLEC provides its own operator services and directory services, the discount shall be 21.56%. CLEC must provide written notification to BellSouth within 30 days prior to providing its own operator services and directory services to qualify for the higher discount rate of 21.56%.

*** Unless noted in this column, the discount for Business will be the applicable discount rate for CSAs.

**EXCLUSIONS AND LIMITATIONS
ON SERVICES AVAILABLE FOR RESALE**

-

Type of Service		AL		FL		GA		KY		LA	
		Resale?	Discount?	Resale?	Discount?	Resale?	Discount?	Resale?	Discount?	Resale?	Discount?
1	Grandfathered Services (Note 1)	Yes	Yes	Yes	Yes	Yes	Yes	Yes	Yes	Yes	Yes
2	Contract Service Arrangements	Yes	Yes	Yes	Yes	Yes	Yes	Yes	Yes	Yes	Yes
3	Promotions - > 90 Days(Note 2)	Yes	Yes	Yes	Yes	Yes	Yes	Yes	Yes	Yes	Yes
4	Promotions - < 90 Days (Note 2)	Yes	No	Yes	No	Yes	No	Yes	No	Yes	No
5	Lifeline/Link Up Services	Yes	Yes	Yes	Yes	Yes	Yes	Note 3	Note 3	Yes	Yes
6	911/E911 Services	Yes	Yes	Yes	Yes	Yes	Yes	Yes	Yes	Yes	Yes
7	N11 Services	Yes	Yes	Yes	Yes	Yes	Yes	No	No	No	No
8	AdWatch SM Svc (See Note 6)	Yes	No	Yes	No	Yes	No	Yes	No	Yes	No
9	MemoryCall [®] Service	Yes	No	Yes	No	Yes	No	Yes	No	Yes	No
10	Mobile Services	Yes	No	Yes	No	Yes	No	Yes	No	Yes	No
11	Federal Subscriber Line Charges	Yes	No	Yes	No	Yes	No	Yes	No	Yes	No
12	Non-Recurring Charges	Yes	Yes	Yes	Yes	Yes	Yes	Yes	Yes	Yes	Yes
13	End User Line Charge – Number Portability	Yes	No	Yes	No	Yes	No	Yes	No	Yes	No

Type of Service		MS		NC		SC		TN	
		Resale?	Discount?	Resale?	Discount?	Resale?	Discount?	Resale?	Discount?
1	Grandfathered Services (Note 1)	Yes	Yes	Yes	Yes	Yes	Yes	Yes	Yes
2	Contract Service Arrangements	Yes	Yes	Yes	Yes	Yes	Yes	Yes	Yes
3	Promotions - > 90 Days	Yes	Yes	Yes	Yes	Yes	Yes	Yes	Note 2
4	Promotions - < 90 Days (Note 2)	Yes	No	Yes	No	Yes	No	Yes	No
5	Lifeline/Link Up Services	Yes	Yes	Yes	Yes	Yes	Yes	Yes	Note 3
6	911/E911 Services	Yes	Yes	Yes	Yes	Yes	Yes	Yes	Yes
7	N11 Services	No	No	No	No	Yes	Yes	Yes	Yes

8	AdWatch SM Svc (See Note 6)	Yes	No	Yes	No	Yes	No	Yes	No
9	MemoryCall [®] Service	Yes	No	Yes	No	Yes	No	Yes	No
10	Mobile Services	Yes	No	Yes	No	Yes	No	Yes	No
11	Federal Subscriber Line Charges	Yes	No	Yes	No	Yes	No	Yes	No
12	Non-Recurring Charges	Yes	Yes	Yes	Yes	Yes	Yes	Yes	No
13	End User Line Charge – Number Portability	Yes	No	Yes	No	Yes	No	Yes	No

Applicable Notes:

- 1 **Grandfathered services** can be resold only to existing subscribers of the grandfathered service.
- 2 Where available for resale, **promotions** will be made available only to end users who would have qualified for the promotion had it been provided by BellSouth directly.
- 3 **Lifeline/Link Up** services may be offered only to those subscribers who meet the criteria that BellSouth currently applies to subscribers of these services. In Kentucky, Xspedius is responsible for funding its own Lifeline and Link Up benefit. In Tennessee, Xspedius shall purchase BellSouth's Message Rate Service at the stated tariff rate, less the wholesale discount. Xspedius must further discount the wholesale Message Rate Service to Lifeline customers with a discount which is no less than the minimum discount that BellSouth now provides. Xspedius is responsible for recovering the Subscriber Line Charge from the National Exchange Carriers Association interstate toll settlement pool just as BellSouth does today. The maximum rate that Xspedius may charge for Lifeline Service shall be capped at the flat retail rate offered by BellSouth.
- 4 Some of BellSouth's local exchange and toll telecommunications services are not available in certain central offices and areas.
- 5 AdWatchSM Service is tariffed as BellSouth[®] AIN Virtual Number Call Detail Service.

**LINE INFORMATION DATA BASE (LIDB)
STORAGE AGREEMENT**

I. SCOPE

A. This Agreement sets forth the terms and conditions pursuant to which BST agrees to store in its LIDB certain information at the request of the Local Exchange Company and pursuant to which BST, its LIDB customers and Local Exchange Carrier shall have access to such information. Local Exchange Carrier understands that BST provides access to information in its LIDB to various telecommunications service providers pursuant to applicable tariffs and agrees that information stored at the request of Local Exchange Carrier, pursuant to this Agreement, shall be available to those telecommunications service providers. The terms and conditions contained in the attached Addendum(s) are hereby made a part of this Agreement as if fully incorporated herein.

B. LIDB is accessed for the following purposes:

1. Billed Number Screening
2. Calling Card Validation
3. Fraud Control

C. BST will provide seven days per week, 24-hours per day, fraud monitoring on Calling Cards, bill-to-third and collect calls made to numbers in BST's LIDB, provided that such information is included in the LIDB query. BST will establish fraud alert thresholds and will notify the Local Exchange Company of fraud alerts so that the Local Exchange Company

may take action it deems appropriate. Local Exchange Company understands and agrees BST will administer all data stored in the LIDB, including the data provided by Local Exchange Company pursuant to this Agreement, in the same manner as BST's data for BST's end user customers. BST shall not be responsible to Local Exchange Company for any lost revenue which may result from BST's administration of the LIDB pursuant to its established practices and procedures as they exist and as they may be changed by BST in its sole discretion from time to time.

Local Exchange Company understands that BST currently has in effect numerous billing and collection agreements with various interexchange carriers and billing clearing houses. Local Exchange Company further understands that these billing and collection customers of BST query BST's LIDB to determine whether to accept various billing options from end users. Additionally, Local Exchange Company understands that presently BST has no method to differentiate between BST's own billing and line data in the LIDB and such data which it includes in the LIDB on Local Exchange Company's behalf pursuant to this Agreement. Therefore, until such time as BST can and does implement in its LIDB and its supporting systems the means to differentiate Local Exchange Company's data from BST's data and the parties to this Agreement execute appropriate amendments hereto, the following terms and conditions shall apply:

(a) The Local Exchange Company agrees that it will accept responsibility for telecommunications services billed by BST for its billing and collection customers for Local Exchange Customer's end user accounts which are resident in LIDB pursuant to this Agreement. Local Exchange Company authorizes BST to place such charges on Local

Exchange Company's bill from BST and agrees that it shall pay all such charges. Charges for which Local Exchange Company hereby takes responsibility include, but are not limited to, collect and third number calls.

(b) Charges for such services shall appear on a separate BST bill page identified with the name of the entity for which BST is billing the charge.

(c) Local Exchange Company shall have the responsibility to render a billing statement to its end users for these charges, but Local Exchange Company's obligation to pay BST for the charges billed shall be independent of whether Local Exchange Company is able or not to collect from the Local Exchange Company's end users.

(d) BST shall not become involved in any disputes between Local Exchange Company and the entities for which BST performs billing and collection. BellSouth will not issue adjustments for charges billed on behalf of an entity to Local Exchange Company. It shall be the responsibility of the Local Exchange Company and the other entity to negotiate and arrange for any appropriate adjustments.

II. TERM

This Agreement will be effective as of _____, 2000, and will continue in effect for one year, and thereafter may be continued until terminated by either party upon thirty (30) days written notice to the other party.

III. FEES FOR SERVICE AND TAXES

A. The Local Exchange Company will not be charged a fee for storage services provided by BST to the Local Exchange Company, as described in Section I of this Agreement.

B. Sales, use and all other taxes (excluding taxes on BST's income) determined by BST or any taxing authority to be due to any federal, state or local taxing jurisdiction with respect to the provision of the service set forth herein will be paid by the Local Exchange Company. The Local Exchange Company shall have the right to have BST contest with the imposing jurisdiction, at the Local Exchange Company's expense, any such taxes that the Local Exchange Company deems are improperly levied.

IV. INDEMNIFICATION

To the extent not prohibited by law, each party will indemnify the other and hold the other harmless against any loss, cost, claim, injury, or liability relating to or arising out of negligence or willful misconduct by the indemnifying party or its agents or contractors in connection with the indemnifying party's provision of services, provided, however, that any indemnity for any loss, cost, claim, injury or liability arising out of or relating to errors or omissions in the provision of services under this Agreement shall be limited as otherwise specified in this Agreement. The indemnifying party under this Section agrees to defend any suit brought against the other party for any such loss, cost, claim, injury or liability. The indemnified party agrees to notify the other party promptly, in writing, of any written claims, lawsuits, or demands for which the other party is responsible under this Section and to cooperate in every reasonable way to facilitate defense or settlement of claims. The

indemnifying party shall not be liable under this Section for settlement by the indemnified party of any claim, lawsuit, or demand unless the defense of the claim, lawsuit, or demand has been tendered to it in writing and the indemnifying party has unreasonably failed to assume such defense.

V. LIMITATION OF LIABILITY

Neither party shall be liable to the other party for any lost profits or revenues or for any indirect, incidental or consequential damages incurred by the other party arising from this Agreement or the services performed or not performed hereunder, regardless of the cause of such loss or damage.

VI. MISCELLANEOUS

A. It is understood and agreed to by the parties that BST may provide similar services to other companies.

B. All terms, conditions and operations under this Agreement shall be performed in accordance with, and subject to, all applicable local, state or federal legal and regulatory tariffs, rulings, and other requirements of the federal courts, the U. S. Department of Justice and state and federal regulatory agencies. Nothing in this Agreement shall be construed to cause either party to violate any such legal or regulatory requirement and either party's obligation to perform shall be subject to all such requirements.

C. The Local Exchange Company agrees to submit to BST all advertising, sales

promotion, press releases, and other publicity matters relating to this Agreement wherein BST's corporate or trade names, logos, trademarks or service marks or those of BST's affiliated companies are mentioned or language from which the connection of said names or trademarks therewith may be inferred or implied; and the Local Exchange Company further agrees not to publish or use advertising, sales promotions, press releases, or publicity matters without BST's prior written approval.

D. This Agreement constitutes the entire agreement between the Local Exchange Company and BST which supersedes all prior agreements or contracts, oral or written representations, statements, negotiations, understandings, proposals and undertakings with respect to the subject matter hereof.

E. Except as expressly provided in this Agreement, if any part of this Agreement is held or construed to be invalid or unenforceable, the validity of any other Section of this Agreement shall remain in full force and effect to the extent permissible or appropriate in furtherance of the intent of this Agreement.

F. Neither party shall be held liable for any delay or failure in performance of any part of this Agreement for any cause beyond its control and without its fault or negligence, such as acts of God, acts of civil or military authority, government regulations, embargoes, epidemics, war, terrorist acts, riots, insurrections, fires, explosions, earthquakes, nuclear accidents, floods, strikes, power blackouts, volcanic action, other major environmental disturbances, unusually severe weather conditions, inability to secure products or services of other persons or transportation facilities, or acts or omissions of transportation common carriers.

G. This Agreement shall be deemed to be a contract made under the laws of the State of Georgia, and the construction, interpretation and performance of this Agreement and all transactions hereunder shall be governed by the domestic law of such State.

**RESALE ADDENDUM
TO LINE INFORMATION DATA BASE (LIDB)
STORAGE AGREEMENT**

This is a Resale Addendum to the Line Information Data Base Storage Agreement dated _____, 2000, between BellSouth Telecommunications, Inc. (“BST”), and Local Exchange Company (“Local Exchange Company”), effective the ____ day of _____, 2000.

I. GENERAL

This Addendum sets forth the terms and conditions for Local Exchange Company’s provision of billing number information to BST for inclusion in BST’s LIDB. BST will store in its LIDB the billing number information provided by Local Exchange Company, and BST will provide responses to on-line, call-by-call queries to this information for purposes specified in Section I.B. of the Agreement.

II. DEFINITIONS

- A. Billing number - a number used by BST for the purpose of identifying an account liable for charges. This number may be a line or a special billing number.
- B. Line number - a ten digit number assigned by BST that identifies a telephone line associated with a resold local exchange service, or with a SPNP arrangement.
- C. Special billing number - a ten digit number that identifies a billing account established by BST in connection with a resold local exchange service or with a SPNP arrangement.
- D. Calling Card number - a billing number plus PIN number assigned by BST.
- E. PIN number - a four digit security code assigned by BST which is added to a billing number to compose a fourteen digit calling card number.
- F. Toll billing exception indicator - associated with a billing number to indicate that it is considered invalid for billing of collect calls or third number calls or both, by the Local Exchange Company.
- G. Billed Number Screening - refers to the activity of determining whether a toll billing exception indicator is present for a particular billing number.
- H. Calling Card Validation - refers to the activity of determining whether a particular calling card number exists as stated or otherwise provided by a caller.
- I. Billing number information - information about billing number or Calling Card number as assigned by BST and toll billing exception indicator provided to BST by the Local Exchange Company.

III. RESPONSIBILITIES OF PARTIES

A. BST will include billing number information associated with resold exchange lines or SPNP arrangements in its LIDB. The Local Exchange Company will request any toll billing exceptions via the Local Service Request (LSR) form used to order resold exchange lines, or the SPNP service request form used to order SPNP arrangements.

B. Under normal operating conditions, BST shall include the billing number information in its LIDB upon completion of the service order establishing either the resold local exchange service or the SPNP arrangement, provided that BST shall not be held responsible for any delay or failure in performance to the extent such delay or failure is caused by circumstances or conditions beyond BST's reasonable control. BST will store in its LIDB an unlimited volume of the working telephone numbers associated with either the resold local exchange lines or the SPNP arrangements. For resold local exchange lines or for SPNP arrangements, BST will issue line-based calling cards only in the name of Local Exchange Company. BST will not issue line-based calling cards in the name of Local Exchange Company's individual end users. In the event that Local Exchange Company wants to include calling card numbers assigned by the Local Exchange Company in the BST LIDB, a separate agreement is required.

C. BST will provide responses to on-line, call-by-call queries to the stored information for the specific purposes listed in the next paragraph.

D. BST is authorized to use the billing number information to perform the following functions for authorized users on an on-line basis:

1. Validate a 14 digit Calling Card number where the first 10 digits are a line number or special billing number assigned by BST, and where the last four digits (PIN) are a security code assigned by BST.

2. Determine whether the Local Exchange Company has identified the billing number as one which should not be billed for collect or third number calls, or both.

RAO Hosting

1. RAO Hosting, Calling Card and Third Number Settlement System (CATS) and Non-Intercompany Settlement System (NICS) services provided to Xspedius by BellSouth will be in accordance with the methods and practices regularly adopted and applied by BellSouth to its own operations during the term of this Agreement, including such revisions as may be made from time to time by BellSouth.
2. Xspedius shall furnish all relevant information required by BellSouth for the provision of RAO Hosting, CATS and NICS.
3. Applicable compensation amounts will be billed by BellSouth to Xspedius on a monthly basis in arrears. Amounts due from one Party to the other (excluding adjustments) are payable within thirty (30) days of receipt of the billing statement.
4. Xspedius must have its own unique RAO code. Requests for establishment of RAO status where BellSouth is the selected Centralized Message Distribution System (CMDS) interfacing host, require written notification from Xspedius to the BellSouth RAO Hosting coordinator at least eight (8) weeks prior to the proposed effective date. The proposed effective date will be mutually agreed upon between the Parties with consideration given to time necessary for the completion of required Telcordia (formerly BellCore) functions. BellSouth will request the assignment of an RAO code from its connecting contractor, currently Telcordia (formerly BellCore), on behalf of Xspedius and will coordinate all associated conversion activities.
5. BellSouth will receive messages from Xspedius that are to be processed by BellSouth, another LEC or CLEC in the BellSouth region or a LEC outside the BellSouth region.
6. BellSouth will perform invoice sequence checking, standard EMI format editing, and balancing of message data with the EMI trailer record counts on all data received from Xspedius.
7. All data received from Xspedius that is to be processed or billed by another LEC or CLEC within the BellSouth region will be distributed to that LEC or CLEC in accordance with the agreement(s) which may be in effect between BellSouth and the involved LEC or CLEC.
8. All data received from Xspedius that is to be placed on the CMDS network for distribution outside the BellSouth region will be handled in accordance with the agreement(s) which may be in effect between BellSouth and its connecting contractor (currently Telcordia (formerly BellCore)).
9. BellSouth will receive messages from the CMDS network that are destined to be processed by Xspedius and will forward them to Xspedius on a daily basis.

10. Transmission of message data between BellSouth and Xspedius will be via CONNECT:Direct.
11. All messages and related data exchanged between BellSouth and Xspedius will be formatted in accordance with accepted industry standards for EMI formatted records and packed between appropriate EMI header and trailer records, also in accordance with accepted industry standards.
12. Xspedius will ensure that the recorded message detail necessary to recreate files provided to BellSouth will be maintained for back-up purposes for a period of three (3) calendar months beyond the related message dates.
13. Should it become necessary for Xspedius to send data to BellSouth more than sixty (60) days past the message date(s), Xspedius will notify BellSouth in advance of the transmission of the data. If there will be impacts outside the BellSouth region, BellSouth will work with its connecting contractor and Xspedius to notify all affected Parties.
14. In the event that data to be exchanged between the two Parties should become lost or destroyed, both Parties will work together to determine the source of the problem. Once the cause of the problem has been jointly determined and the responsible Party (BellSouth or Xspedius) identified and agreed to, the company responsible for creating the data (BellSouth or Xspedius) will make every effort to have the affected data restored and retransmitted. If the data cannot be retrieved, the responsible Party will be liable to the other Party for any resulting lost revenue. Lost revenue may be a combination of revenues that could not be billed to the end users and associated access revenues. Both Parties will work together to estimate the revenue amount based upon historical data through a method mutually agreed upon. The resulting estimated revenue loss will be paid by the responsible Party to the other Party within three (3) calendar months of the date of problem resolution, or as mutually agreed upon by the Parties.
15. Should an error be detected by the EMI format edits performed by BellSouth on data received from Xspedius, the entire pack containing the affected data will not be processed by BellSouth. BellSouth will notify Xspedius of the error condition. Xspedius will correct the error(s) and will resend the entire pack to BellSouth for processing. In the event that an out-of-sequence condition occurs on subsequent packs, Xspedius will resend these packs to BellSouth after the pack containing the error has been successfully reprocessed by BellSouth.
16. In association with message distribution service, BellSouth will provide Xspedius with associated intercompany settlements reports (CATS and NICS) as appropriate.
17. In no case shall either Party be liable to the other for any direct or consequential damages incurred as a result of the obligations set out in this agreement.
18. RAO Compensation

- 18.1 Rates for message distribution service provided by BellSouth for Xspedius are as set forth in Exhibit A to this Attachment.
- 18.2 Rates for data transmission associated with message distribution service are as set forth in Exhibit A to this Attachment .
- 18.3 Data circuits (private line or dial-up) will be required between BellSouth and Xspedius for the purpose of data transmission. Where a dedicated line is required, Xspedius will be responsible for ordering the circuit, overseeing its installation and coordinating the installation with BellSouth. Xspedius will also be responsible for any charges associated with this line. Equipment required on the BellSouth end to attach the line to the mainframe computer and to transmit successfully ongoing will be negotiated on a case by case basis. Where a dial-up facility is required, dial circuits will be installed in the BellSouth data center by BellSouth and the associated charges assessed to Xspedius. Additionally, all message toll charges associated with the use of the dial circuit by Xspedius will be the responsibility of Xspedius. Associated equipment on the BellSouth end, including a modem, will be negotiated on a case by case basis between the Parties.
- 18.4 All equipment, including modems and software, that is required on the Xspedius end for the purpose of data transmission will be the responsibility of Xspedius.
19. Intercompany Settlements Messages
- 19.1 This Section addresses the settlement of revenues associated with traffic originated from or billed by Xspedius as a facilities based provider of local exchange telecommunications services outside the BellSouth region. Only traffic that originates in one Bell operating territory and bills in another Bell operating territory is included. Traffic that originates and bills within the same Bell operating territory will be settled on a local basis between Xspedius and the involved company(ies), unless that company is participating in NICS.
- 19.2 Both traffic that originates outside the BellSouth region by Xspedius and is billed within the BellSouth region, and traffic that originates within the BellSouth region and is billed outside the BellSouth region by Xspedius, is covered by this Agreement (CATS). Also covered is traffic that either is originated by or billed by Xspedius, involves a company other than Xspedius, qualifies for inclusion in the CATS settlement, and is not originated or billed within the BellSouth region (NICS).
- 19.3 Once Xspedius is operating within the BellSouth territory, revenues associated with calls originated and billed within the BellSouth region will be settled via Telcordia (formerly BellCore)'s, its successor or assign, NICS system.

- 19.4 BellSouth will receive the monthly NICS reports from Telcordia (formerly BellCore), its successor or assign, on behalf of Xspedius. BellSouth will distribute copies of these reports to Xspedius on a monthly basis.
- 19.5 BellSouth will receive the monthly Calling Card and Third Number Settlement System (CATS) reports from Telcordia (formerly BellCore), its successor or assign, on behalf of Xspedius. BellSouth will distribute copies of these reports to Xspedius on a monthly basis.
- 19.6 BellSouth will collect the revenue earned by Xspedius from the Bell operating company in whose territory the messages are billed (CATS), less a per message billing and collection fee of five cents (\$0.05), on behalf of Xspedius. BellSouth will remit the revenue billed by Xspedius to the Bell operating company in whose territory the messages originated, less a per message billing and collection fee of five cents (\$0.05), on behalf on Xspedius. These two amounts will be netted together by BellSouth and the resulting charge or credit issued to Xspedius via a monthly Carrier Access Billing System (CABS) miscellaneous bill.
- 19.7 BellSouth will collect the revenue earned by Xspedius within the BellSouth territory from another CLEC also within the BellSouth territory (NICS) where the messages are billed, less a per message billing and collection fee of five cents (\$0.05), on behalf of Xspedius. BellSouth will remit the revenue billed by Xspedius within the BellSouth region to the CLEC also within the BellSouth region, where the messages originated, less a per message billing and collection fee of five cents (\$0.05). These two amounts will be netted together by BellSouth and the resulting charge or credit issued to Xspedius via a monthly Carrier Access Billing System (CABS) miscellaneous bill.

BellSouth and Xspedius agree that monthly netted amounts of less than fifty dollars (\$50.00) will not be settled.

Optional Daily Usage File

- 1 Upon written request from Xspedius, BellSouth will provide the Optional Daily Usage File (ODUF) service to Xspedius pursuant to the terms and conditions set forth in this section.
- 2 The Xspedius shall furnish all relevant information required by BellSouth for the provision of the Optional Daily Usage File.
- 3 The Optional Daily Usage Feed will contain billable messages that were carried over the BellSouth Network and processed in the BellSouth Billing System, but billed to a Xspedius customer.

Charges for delivery of the Optional Daily Usage File will appear on the Xspedius's monthly bills. The charges are as set forth in Exhibit A to this Attachment.

- 4 The Optional Daily Usage Feed will contain both rated and unrated messages. All messages will be in the standard Alliance for Telecommunications Industry Solutions (ATIS) EMI record format.
- 5 Messages that error in the billing system of the Xspedius will be the responsibility of the Xspedius. If, however, the Xspedius should encounter significant volumes of errored messages that prevent processing by the Xspedius within its systems, BellSouth will work with the Xspedius to determine the source of the errors and the appropriate resolution.
- 6 The following specifications shall apply to the Optional Daily Usage Feed.

6.1 Usage To Be Transmitted

6.1.1 The following messages recorded by BellSouth will be transmitted to the Xspedius:

- message recording for per use/per activation type services (examples: Three Way Calling, Verify, Interrupt, Call Return, ETC.)

- measured billable Local

- Directory Assistance messages

- intraLATA Toll

- WATS & 800 Service

- N11

- Information Service Provider Messages

- Operator Services Messages

- Operator Services Message Attempted Calls (UNE only)

- Credit/Cancel Records

- Usage for Voice Mail Message Service

6.1.2 Rated Incollects (originated in BellSouth and from other companies) can also be on Optional Daily Usage File. Rated Incollects will be intermingled with BellSouth recorded rated and unrated usage. Rated Incollects will not be packed separately.

6.1.3 BellSouth will perform duplicate record checks on records processed to Optional Daily Usage File. Any duplicate messages detected will be deleted and not sent to Xspedius.

6.1.4 In the event that Xspedius detects a duplicate on Optional Daily Usage File they receive from BellSouth, Xspedius will drop the duplicate message (Xspedius will not return the duplicate to BellSouth).

6.2 *Physical File Characteristics*

- 6.2.1 The Optional Daily Usage File will be distributed to Xspedius via an agreed medium with CONNECT:Direct being the preferred transport method. The Daily Usage Feed will be a variable block format (2476) with an LRECL of 2472. The data on the Daily Usage Feed will be in a non-compacted EMI format (175 byte format plus modules). It will be created on a daily basis (Monday through Friday except holidays). Details such as dataset name and delivery schedule will be addressed during negotiations of the distribution medium. There will be a maximum of one dataset per workday per OCN.
- 6.2.2 Data circuits (private line or dial-up) may be required between BellSouth and Xspedius for the purpose of data transmission. Where a dedicated line is required, Xspedius will be responsible for ordering the circuit, overseeing its installation and coordinating the installation with BellSouth. Xspedius will also be responsible for any charges associated with this line. Equipment required on the BellSouth end to attach the line to the mainframe computer and to transmit successfully ongoing will be negotiated on a case by case basis. Where a dial-up facility is required, dial circuits will be installed in the BellSouth data center by BellSouth and the associated charges assessed to Xspedius. Additionally, all message toll charges associated with the use of the dial circuit by Xspedius will be the responsibility of Xspedius. Associated equipment on the BellSouth end, including a modem, will be negotiated on a case by case basis between the parties. All equipment, including modems and software, that is required on Xspedius end for the purpose of data transmission will be the responsibility of Xspedius.

6.3 **Packing Specifications**

- 6.3.1 A pack will contain a minimum of one message record or a maximum of 99,999 message records plus a pack header record and a pack trailer record. One transmission can contain a maximum of 99 packs and a minimum of one pack.
- 6.3.2 The OCN, From RAO, and Invoice Number will control the invoice sequencing. The From RAO will be used to identify to Xspedius which BellSouth RAO that is sending the message. BellSouth and Xspedius will use the invoice sequencing to control data exchange. BellSouth will be notified of sequence failures identified by Xspedius and resend the data as appropriate.

THE DATA WILL BE PACKED USING ATIS EMI RECORDS.

6.4 Pack Rejection

6.4.1 Xspedius will notify BellSouth within one business day of rejected packs (via the mutually agreed medium). Packs could be rejected because of pack sequencing discrepancies or a critical edit failure on the Pack Header or Pack Trailer records (i.e. out-of-balance condition on grand totals, invalid data populated). Standard ATIS EMI Error Codes will be used. Xspedius will not be required to return the actual rejected data to BellSouth. Rejected packs will be corrected and retransmitted to Xspedius by BellSouth.

6.5 Control Data

Xspedius will send one confirmation record per pack that is received from BellSouth. This confirmation record will indicate Xspedius received the pack and the acceptance or rejection of the pack. Pack Status Code(s) will be populated using standard ATIS EMI error codes for packs that were rejected by Xspedius for reasons stated in the above section.

6.6 Testing

6.6.1 Upon request from Xspedius, BellSouth shall send test files to Xspedius for the Optional Daily Usage File. The parties agree to review and discuss the file's content and/or format. For testing of usage results, BellSouth shall request that Xspedius set up a production (LIVE) file. The live test may consist of Xspedius's employees making test calls for the types of services Xspedius requests on the Optional Daily Usage File. These test calls are logged by Xspedius, and the logs are provided to BellSouth. These logs will be used to verify the files. Testing will be completed within 30 calendar days from the date on which the initial test file was sent.

Enhanced Optional Daily Usage File

- 1 Upon written request from Xspedius, BellSouth will provide the Enhanced Optional Daily Usage File (EODUF) service to Xspedius pursuant to the terms and conditions set forth in this section. EODUF will only be sent to existing ODUF subscribers who request the EODUF option.
- 2 The Xspedius shall furnish all relevant information required by BellSouth for the provision of the Enhanced Optional Daily Usage File.
- 3 The Enhanced Optional Daily Usage File (EODUF) will provide usage data for local calls originating from resold Flat Rate Business and Residential Lines.

Charges for delivery of the Enhanced Optional Daily Usage File will appear on the Xspedius's monthly bills. The charges are as set forth in Exhibit A to this Attachment.

- 4 All messages will be in the standard Alliance for Telecommunications Industry Solutions (ATIS) EMI record format.
- 5 Messages that error in the billing system of the Xspedius will be the responsibility of the Xspedius. If, however, the Xspedius should encounter significant volumes of errored messages that prevent processing by the Xspedius within its systems, BellSouth will work with the Xspedius to determine the source of the errors and the appropriate resolution.
- 6 The following specifications shall apply to the Optional Daily Usage Feed.

6.1 Usage To Be Transmitted

- 6.1.1 The following messages recorded by BellSouth will be transmitted to Xspedius:

Customer usage data for flat rated local call originating from CLEC end user lines (1FB or 1FR). The EODUF record for flat rate messages will include:

Date of Call
From Number
To Number
Connect Time
Conversation Time
Method of Recording
From RAO
Rate Class
Message Type
Billing Indicators
Bill to Number

6.1.2 BellSouth will perform duplicate record checks on EODUF records processed to Optional Daily Usage File. Any duplicate messages detected will be deleted and not sent to Xspedius.

6.1.3 In the event that Xspedius detects a duplicate on Enhanced Optional Daily Usage File they receive from BellSouth, Xspedius will drop the duplicate message (Xspedius will not return the duplicate to BellSouth).

6.2 Physical File Characteristics

6.2.1 The Enhanced Optional Daily Usage Feed will be distributed to Xspedius over their existing Optional Daily Usage File (ODUF) feed. The EODUF messages will be intermingled among Xspedius's Optional Daily Usage File (ODUF) messages. The EODUF will be a variable block format (2476) with an LRECL of 2472. The data on the EODUF will be in a non-compacted EMI format (175 byte format plus modules). It will be created on a daily basis (Monday through Friday except holidays).

6.2.2 Data circuits (private line or dial-up) may be required between BellSouth and Xspedius for the purpose of data transmission. Where a dedicated line is required,

Xspedius will be responsible for ordering the circuit, overseeing its installation and coordinating the installation with BellSouth. Xspedius will also be responsible for any charges associated with this line. Equipment required on the BellSouth end to attach the line to the mainframe computer and to transmit successfully ongoing will be negotiated on a case by case basis. Where a dial-up facility is required, dial circuits will be installed in the BellSouth data center by BellSouth and the associated charges assessed to Xspedius. Additionally, all message toll charges associated with the use of the dial circuit by Xspedius will be the responsibility of Xspedius. Associated equipment on the BellSouth end, including a modem, will be negotiated on a case by case basis between the parties. All equipment, including modems and software, that is required on Xspedius end for the purpose of data transmission will be the responsibility of Xspedius.

6.3 Packing Specifications

- 6.3.1 A pack will contain a minimum of one message record or a maximum of 99,999 message records plus a pack header record and a pack trailer record. One transmission can contain a maximum of 99 packs and a minimum of one pack.

- 6.3.2 The Operating Company Number (OCN), From Revenue Accounting Office (RAO), and Invoice Number will control the invoice sequencing. The From RAO will be used to identify to Xspedius which BellSouth RAO that is sending the message. BellSouth and Xspedius will use the invoice sequencing to control data exchange. BellSouth will be notified of sequence failures identified by Xspedius and resend the data as appropriate.

THE DATA WILL BE PACKED USING ATIS EMI RECORDS.

CALLING NAME DELIVERY (CNAM) DATABASE SERVICES

1.00 DEFINITIONS

For the purpose of this Attachment, the following terms shall be defined as:

CALLING NAME DELIVERY DATABASE SERVICE (CNAM) - The ability to associate a name with the calling party number, allowing the end user subscriber (to which a call is being terminated) to view the calling party's name before the call is answered. This service also provides Xspedius the opportunity to load and store its subscriber names in the BellSouth CNAM SCPs.

CALLING PARTY NUMBER (CPN) - The number of the calling party that is delivered to the terminating switch using common channel signaling system 7 (CCS7) technology, and that is contained in the Initial Address Message (IAM) portion of the CCS7 call setup.

COMMON CHANNEL SIGNALING SYSTEM 7 (CCS7) - A network signaling technology in which all signaling information between two or more nodes is transmitted over high-speed data links, rather than over voice circuits.

SERVICE CONTROL POINTS (SCPs) - The real-time data base systems that contain the names to be provided in response to queries received from CNAM SSPs.

SERVICE MANAGEMENT SYSTEM (SMS) - The main operations support system of CNAM DATABASE SERVICE. CNAM records are loaded into the SMS, which in turn downloads into the CNAM SCP.

SERVICE SWITCHING POINTS (SSPs) - Features of computerized switches in the telephone network that determine that a terminating line has subscribed to CNAM service, and then communicate with CNAM SCPs in order to provide the name associated with the calling party number.

SUBSYSTEM NUMBER (SSN) - The address used in the Signaling Connection Control Part (SCCP) layer of the SS7 protocol to designate an application at an end signaling point. A SSN for CNAM at the end office designates the CNAM application within the end office. BellSouth uses the CNAM SSN of 232.

2.0 ATTACHMENT

- 2.01 This Attachment contains the terms and conditions where BellSouth will provide to the Xspedius access to the BellSouth CNAM SCP for query or record storage purposes.
- 2.02 Xspedius shall submit to BellSouth a notice of its intent to access and utilize BellSouth CNAM Database Services pursuant to the terms and conditions of this Attachment. Said notice shall be in writing, no less than 60 days prior to Xspedius's access to BellSouth's CNAM Database Services and shall be addressed to Xspedius's Account Manager.

3.00 PHYSICAL CONNECTION AND COMPENSATION

- 3.01 BellSouth's provision of CNAM Database Services to Xspedius requires interconnection from Xspedius to BellSouth CNAM Service Control Points (SCPs). Such interconnections shall be established pursuant to Attachment 3 of this Agreement . The appropriate charge for access to and use of the BellSouth CNAM Database service shall be as set forth in this Attachment.
- 3.02 In order to formulate a CNAM query to be sent to the BellSouth CNAM SCP, Xspedius shall provide its own CNAM SSP. Xspedius's CNAM SSPs must be compliant with TR-NWT-001188, "CLASS Calling Name Delivery Generic Requirements".
- 3.03 If Xspedius elects to access the BellSouth CNAM SCP via a third party CCS7 transport provider, the third party CCS7 provider shall interconnect with the BellSouth CCS7 network according to BellSouth's Common Channel Signaling Interconnection Guidelines and Telcordia (formerly BellCore)'s CCS Network Interface Specification document, TR-TSV-000905. In addition, the third party provider shall establish CCS7 interconnection at the BellSouth Local Signal Transfer Points (LSTPs) serving the BellSouth CNAM SCPs that Xspedius desires to query.

- 3.04 Out-Of-Region Customers. If the customer queries the BellSouth CNAM SCP via a third party national SS7 transport provider, the third party SS7 provider shall interconnect with the BellSouth CCS7 network according to BellSouth's Common Channel Signaling Interconnection Guidelines and BellCore's CCS Network Interface Specification document, TR-TSV-000905. In addition, the third party provider shall establish SS7 interconnection at one or more of the BellSouth Gateway Signal Transfer Points (STPs). The payment of all costs associated with the transport of SS7 signals via a third party will be established by mutual agreement of the parties and writing shall, by this reference become an integral part of this Agreement.

4.00 CNAM RECORD INITIAL LOAD AND UPDATES

- 4.01 The mechanism to be used by Xspedius for initial CNAM record load and/or updates shall be determined by mutual agreement. The initial load and all updates shall be provided by Xspedius in the BellSouth specified format and shall contain records for every working telephone number that can originate phone calls. It is the responsibility of Xspedius to provide accurate information to BellSouth on a current basis.
- 4.02 Updates to the SMS shall occur no less than once a week, reflect service order activity affecting either name or telephone number, and involve only record additions, deletions or changes.
- 4.03 Xspedius CNAM records provided for storage in the BellSouth CNAM SCP shall be available, on a SCP query basis only, to all parties querying the BellSouth CNAM SCP. Further, CNAM service shall be provided by each party consistent with state and/or federal regulation.

BELLSOUTH/Xspedius RATES
ODUF/EODUF/CMDS/CNAM

DESCRIPTION	USOC	RATES BY STATE								
		AL	FL	GA	KY	LA	MS	NC	SC	TN
ODUF/EODUF/CMDS										
ODUF: Recording, per message	N/A	\$0.0002	\$0.008	\$0.008	\$0.0008611	\$0.00019	\$0.0001179	\$0.008	\$0.0002862	\$0.008
ODUF: Message Processing, per message	N/A	\$0.0033	\$0.004	\$0.004	\$0.0032357	\$0.0024	\$0.0032089	\$0.004	\$0.0032344	\$0.004
EODUF: Message Processing, per message	N/A	\$0.004	\$0.004	\$0.004	\$0.004	\$0.004	\$0.004	\$0.004	\$0.004	\$0.004
CMDS: Message Processing, per message	N/A	\$0.004	\$0.004	\$0.004	\$0.004	\$0.004	\$0.004	\$0.004	\$0.004	\$0.004
ODUF: Message Processing, per magnetic tape provisioned	N/A	\$55.19	\$54.95	\$54.95	\$55.68	\$47.30	\$54.62	\$54.95	\$54.72	\$54.95
EODUF: Message Processing, per magnetic tape provisioned	N/A	\$47.30	\$47.30	\$47.30	\$47.30	\$47.30	\$47.30	\$47.30	\$47.30	\$47.30
ODUF: Data Transmission (CONNECT:DIRECT), per message	N/A	\$0.00004	\$0.001	\$0.001	\$0.0000365	\$0.00003	\$0.0000354	\$0.001	\$0.0000357	\$0.001
EODUF: Data Transmission (CONNECT:DIRECT), per message	N/A	\$0.0000364	\$0.0000364	\$0.0000364	\$0.0000364	\$0.0000364	\$0.0000364	\$0.0000364	\$0.0000364	\$0.0000364
CMDS: Data Transmission (CONNECT:DIRECT), per message	N/A	\$0.001	\$0.001	\$0.001	\$0.001	\$0.001	\$0.001	\$0.001	\$0.001	\$0.001
CALLING NAME (CNAM) QUERY SERVICE										
CNAM (Database Owner), Per Query	N/A	\$0.016	\$0.016	\$0.016	\$0.016	\$0.016	\$0.016	\$0.016	\$0.016	\$0.016
CNAM (Non-Database Owner), Per Query *	N/A	\$0.01	\$0.01	\$0.01	\$0.01	\$0.01	\$0.01	\$0.01	\$0.01	\$0.01
NRC, applicable when e*spire uses the Character Based User Interface (CHUI) method to transmit the names to the BellSouth CNAM database	N/A	\$595.00	\$595.00	\$595.00	\$595.00	\$595.00	\$595.00	\$595.00	\$595.00	\$595.00
* Volume and term arrangements are also available.										
NOTES:										
If no rate is identified in the contract, the rate for the specific service or function will be as set forth in applicable BellSouth tariff or as negotiated by the parties upon request by either party.										

Attachment 2

Network Elements and Other Services

TABLE OF CONTENTS

1. **INTRODUCTION**.....3

2. **UNBUNDLED LOOPS**.....4

3. **INTEGRATED DIGITAL LOOP CARRIERS**.....8 9

4. **NETWORK INTERFACE DEVICE**9 9

5. **UNBUNDLED LOOP CONCENTRATION (ULC) SYSTEM**.....10

6. **SUB-LOOP ELEMENTS**11

7. **LOCAL SWITCHING**.....14

8. **TRANSPORT**20

10. **OPERATOR SYSTEMS**28

11. **SIGNALING**.....34

12. **SIGNALING TRANSFER POINTS (STPS)**35

13. **SERVICE CONTROL POINTS/DATABASES**.....39

13.8 **CALLING NAME (CNAM) DATABASE SERVICE**.....45

14. **DARK FIBER**.....46

15. **SS7 NETWORK INTERCONNECTION**.....47

16. **BASIC 911 AND E911**51

17.1. **GENERAL**.....57

17.2. **OPERATIONAL SUPPORT SYSTEMS (OSS)**.....57

1.00 **DEFINITIONS**.....66

2.0 **ATTACHMENT**.....66

3.00 **PHYSICAL CONNECTION AND COMPENSATION**.....67

4.00 **CNAM RECORD INITIAL LOAD AND UPDATES**67

EXHIBIT A – LIDB STORAGE AGREEMENT.....EXHIBIT A

EXHIBIT B – CNAM DATABASE SERVICES.....EXHIBIT B

EXHIBIT C – RATESEXHIBIT C

ACCESS TO NETWORK ELEMENTS AND OTHER SERVICES**1. Introduction**

- 1.1 Network Element is defined to mean a facility or equipment used in the provision of a telecommunications service. Such term may include, but is not limited to, features, functions, and capabilities that are provided by means of such facility or equipment, including but not limited to, subscriber numbers, databases, signaling systems, and information sufficient for billing and collection or used in the transmission, routing, or other provision of a telecommunications service. BellSouth offers access to the Network Elements, unbundled loops; network interface device; sub-loop elements; local switching; transport; tandem switching; operator systems; signaling; access to call-related databases; dark fiber as set forth in this Attachment.
- 1.2 BellSouth shall, upon request of Xspedius, and to the extent technically feasible, provide to Xspedius access to its network elements for the provision of Xspedius's telecommunications service. If no rate is identified in the contract, the rate for the specific service or function will be as set forth in applicable BellSouth tariff or as negotiated by the Parties upon request by either Party.
- 1.3 Xspedius may purchase network elements and other services from BellSouth for the purpose of combining such network elements in any manner Xspedius chooses to provide telecommunication services to its intended users, including recreating existing BellSouth services. With the exception of the sub-loop elements which are located outside of the central office, BellSouth shall deliver the network elements purchased by Xspedius for combining to the designated Xspedius collocation space. The network elements shall be provided as set forth in this Attachment.
- 1.4 BellSouth will provide the following combined network elements for purchase by Xspedius. The rate of the following combined network elements is the sum of the individual element prices as set forth in this Attachment. Order Coordination as defined in Section 2 of Attachment 2 of this Agreement is available for each of these combinations:
- SL2 loop and cross connect
 - Port and cross connect
 - Port and cross connect and common (shared) transport
 - Port and vertical features
 - SL2 Loop with loop concentration
 - Port and common (shared) transport
 - SL2 Loop and LNP

- 1.5 BellSouth shall comply with the requirements as set forth in the technical references within Attachment 2 to the extent that they are consistent with the greater of BellSouth's actual performance or applicable industry standards.
- 1.6 In the event that any final and nonappealable legislative, regulatory, judicial or other legal action modifies or redefines the "Network Elements" in a manner which materially affects the terms of this Attachment or the Network Elements and/or prices set forth herein, either Party may, on thirty (30) days written notice, require renegotiation of such terms, and the Parties shall renegotiate in good faith such new terms in accordance with such legislative, regulatory, judicial or other legal action. In the event such new terms are not renegotiated within ninety (90) days after the notice for renegotiation, either Party may petition the Commission for resolution of the dispute between the Parties. Each Party reserves the right to seek judicial review of any Commission ruling concerning this Attachment.
- 1.7 Xspedius will adopt and adhere to the reasonable and nondiscriminatory standards contained in the applicable CLEC Work Center Operational Understanding Agreement regarding maintenance and installation of service.
- 1.8 BellSouth will provide reasonable and nondiscriminatory access to Network Elements on an unbundled basis, pursuant to the terms, conditions and rates set forth in this attachment, and in accordance with all effective rules and decisions of the FCC and the Commission.

2. Unbundled Loops

- 2.1.1 BellSouth shall provide nondiscriminatory access, in accordance with FCC Rule 51.311 and Section 251(c)(3) of the Act, to the local loop on an unbundled basis pursuant to the following terms and conditions and at the rates approved by the Commission and set forth in this Attachment.
- 2.2 Definition
- 2.2.1 The local loop network element is defined as a transmission facility between a distribution frame (or its equivalent) in an incumbent LEC central office and the loop demarcation point at an end-user customer premises, including inside wire owned by the incumbent LEC. The local loop network element includes all features, functions, and capabilities of such transmission facility. Those features, functions, and capabilities include, but are not limited to, Dark Fiber as described in Section 14 of this Attachment, attached electronics (except those electronics used for the provision of advanced services, such as Digital Subscriber Line Access Multiplexers), and loop conditioning. The local loop includes, but is not limited to, DSL, DS3, fiber, and other high capacity loops. Unless otherwise requested, all loops will be provisioned with a Network Interface Device ("NID").

2.2.2 The provisioning of service to a CLEC will require cross-office cabling and cross-connections within the central office to connect the loop to a local switch or to other transmission equipment in collocation space. These cross-connects are a separate element and are not considered a part of the loop.

BellSouth Order Coordination referenced in Attachment 2 includes two types: “Order Coordination” and “Order Coordination - Time Specific.”

“Order Coordination” refers to standard BellSouth service order coordination involving SL2 voice loops and all digital loops. Order coordination for physical conversions will be scheduled at BellSouth’s discretion during normal working hours on the committed due date and Xspedius advised.

“Order Coordination – Time Specific” refers to service order coordination in which Xspedius requests a specific time for a service order conversion to take place. Loops on a single service order of 14 or more loops will be provisioned on a project basis. This is a chargeable option for any coordinated order and is billed in addition to the OC charge. Xspedius may specify a time between 8:00 a.m. and 5:00 p.m. (location time) Monday through Friday (excluding holidays). If Xspedius specifies a time outside this window, or selects a time or quantity of loops that requires BellSouth technicians to work outside normal work hours, overtime charges will apply in addition to the OC and OC-TS charges. Overtime charges will be applied according to actual costs based on type of force group required to perform the work, overtime hours worked and any special circumstances.

Where facilities are available, BellSouth will install loops within a 5-7 business days interval. For orders of 14 or more loops, the installation will be handled on a project basis and the intervals will be set by the BellSouth project manager for that order. Some loops require a Service Inquiry (SI) to determine if facilities are available prior to issuing the order. The interval for the SI process is 3-5 business days and is separate from the installation interval. For expedite requests by Xspedius, expedite charges will apply for intervals less than 5 days. The charges outlined in BST’s FCC # 1 Tariff, Section 5.1.1, will apply. If Xspedius cancels an order for network elements and other services, any costs incurred by BellSouth in conjunction with the provisioning of that order will be recovered in accordance with FCC #1 Tariff, Section 5.4.

If Xspedius modifies an order after being sent a Firm Order Confirmation (FOC) from BellSouth, any costs incurred by BellSouth to accommodate the modification will be reimbursed by Xspedius.

2.2.3 Intervals for loop conversions shall be as follows: (1) for single loop conversions per location, the conversion shall be completed within fifteen (15) minutes; (2) for up to ten (10) loop conversions per location, the conversion of all loops shall be completed within sixty (60) minutes, and each individual loop conversion shall be completed within fifteen (15) minutes; (3) for loop conversions not exceeding

thirty (30) loops per location and not determined complex or exceptionally large, the conversion of all loops shall be completed within one hundred and twenty (120) minutes: and (4) all loops above a thirty loop quantity, or ten (10) loop quantity and determined as complex (a cut that requires more operation than a single cut point), will be negotiated by Xspedius and BellSouth prior to the due date.

- 2.2.4 BellSouth will offer Unbundled Voice Loops (UVL) in two different service levels - Service Level One (SL1) and Service Level Two (SL2). SL1 loops will be non-designed, will not have test points, and will not come with any Order Coordination (OC) or engineering information/circuit make-up data. Upon issuance of an order in the service order system, SL1 loops will be activated on the due date in the same manner and time frames that BellSouth normally activates POTS-type loops for its customers. If Xspedius requests work to be done for SL1s that requires BellSouth technicians to work outside normal work hours, overtime charges will be applied according to actual costs based on type of force group required to perform the work, overtime hours worked and any special circumstances.
- SL2 loops shall have test points, will be designed with a Design Layout Record provided to Xspedius, and will be provided with Order Coordination. The OC feature will allow Xspedius to coordinate the installation of the loop with the disconnect of an existing customer's service and/or number portability service. In these cases, BellSouth will perform the order conversion with standard order coordination at its discretion during normal work hours.
- 2.2.5 BellSouth will also offer Unbundled Digital Loops (UDL). They will be designed, will be provisioned with test points (where appropriate), and will come standard with Order Coordination and a Design Layout Record (DLR).
- 2.2.6 As a chargeable option on all loops except UVL-SL1, BellSouth will offer Order Coordination - Time Specific (OC-TS). This will allow Xspedius the ability to specify the time that the coordinated conversion takes place. The OC-TS charge for orders due on the same day at the same location will be applied on a per Local Service Request (LSR) basis.
- 2.2.7 Xspedius will be responsible for testing and isolating troubles on the loops. Once Xspedius has isolated a trouble to the BellSouth provided loop, Xspedius will issue a trouble to BellSouth on the loop. BellSouth will take the actions necessary to repair the loop if a trouble actually exists. BellSouth will repair these loops in the same time frames that BellSouth repairs similarly situated loops to its customers.
- 2.2.8 If Xspedius reports a trouble on SL1 loops and no trouble actually exists, BellSouth will charge Xspedius for any dispatching and testing (both inside and

outside the CO) required by BellSouth in order to confirm the loop's working status.

- 2.2.9 If Xspedius reports a trouble on SL2 loops and no trouble actually exists, BellSouth will charge Xspedius for any dispatching and testing, (outside the CO) required by BellSouth in order to confirm the loop's working status.

2.4 Technical Requirements

- 2.4.1 To the extent available within BST's Network at a particular location, BellSouth will offer loops capable of supporting telecommunications services such as: POTS, Centrex, basic rate ISDN, analog PBX, voice grade private line, ADSL, HDSL, DS1 and digital data (up to 64 kb/s). Additional services may include digital PBXs, primary rate ISDN, xDSL, and Nx 64 kb/s. If a requested loop type is not available, then the CLEC can use the Special Construction process to request that BellSouth place facilities or otherwise modify facilities in order to meet the CLEC's request.

- 2.4.1.1 The loop will support the transmission, signaling, performance and interface requirements of the services described in 2.3.1 above. It is recognized that the requirements of different services are different, and that a number of types or grades of loops are required to support these services. Services provided over the loop by Xspedius will be consistent with industry standards and BST's TR73600.

- 2.4.1.2 In some instances, Xspedius will require access to a copper twisted pair loop unfettered by any intervening equipment (e.g., filters, load coils, range extenders, etc.), so that Xspedius can use the loop for a variety of services by attaching appropriate terminal equipment at the ends. Xspedius will determine the type of service that will be provided over the loop. In some cases, Xspedius may be required to pay additional charges for the removal of certain types of equipment. BellSouth's Special Construction process will be used to determine the costs and feasibility of these activities.

In cases in which Xspedius has requested that BellSouth remove equipment from the BellSouth loop, BellSouth will no longer be expected to maintain and repair the loop to the standards specified for that loop type in the TR73600 and other standards referenced in this Agreement.

Xspedius, in performance of its obligations pursuant to the preceding Section, shall maintain records that will reflect that pursuant to Xspedius's request BellSouth has removed certain equipment from BellSouth provided loops and as such the loop may not perform within the technical specifications associated with that loop type. Xspedius will not report to BellSouth troubles on said loops where the loops are not performing within the technical specifications of that loop type.

In addition, Xspedius recognizes there may be instances where a loop modified in this manner may be subjected to normal network configuration changes that may

cause the circuit characteristics to be changed and may create an outage of the service that Xspedius has placed on the loop. If this occurs, BellSouth will work cooperatively with Xspedius to restore the circuit to its previous modified status as quickly as possible. Xspedius will pay the Time and Materials costs associated with BellSouth's work efforts needed to bring the loop back to its previous modified status.

- 2.4.2 The loop shall be provided to Xspedius in accordance with the following Technical References:

BellSouth's TR73600, Unbundled Local Loop Technical Specification

- 2.4.2.1 Telcordia (formerly BellCore) TR-NWT-000057, Functional Criteria for Digital Loop Carrier Systems, Issue 2, January 1993.
- 2.4.2.2 Telcordia (formerly BellCore) TR-NWT-000393, Generic Requirements for ISDN Basic Access Digital Subscriber Lines.
- 2.4.2.3 ANSI T1.102 - 1993, American National Standard for Telecommunications - Digital Hierarchy - Electrical Interfaces.
- 2.4.2.4 ANSI T1.403 - 1989, American National Standard for Telecommunications - Carrier to Customer Installation, DS1 Metallic Interface Specification.

2.5 Loop Conditioning

- 2.5.1 Subject to applicable and effective FCC rules and orders, BellSouth shall condition loops, as requested by Xspedius, whether or not BellSouth offers advanced services to the End User on that loop.
- 2.5.2 Loop conditioning is defined as the removal from the loop of any devices that may diminish the capability of the loop to deliver high-speed switched wireline telecommunications capability, including xDSL service. Such devices include, but are not limited to, bridge taps, low pass filters, and range extenders.
- 2.5.3 BellSouth shall recover the cost of loop conditioning requested by Xspedius at the non-recurring cost-based rates set forth in this Attachment.
- 2.5.4 To the extent technically feasible and using testing equipment that exists within BellSouth's network, BellSouth shall test and report trouble for all the features, functions, and capabilities of conditioned loops, and may not restrict testing to voice-transmission only.

3. Integrated Digital Loop Carriers

- 3.1.1 Where BellSouth uses Integrated Digital Loop Carrier (IDLC) systems to provide the local loop and BellSouth has a suitable alternate facility available, BellSouth will make arrangements to permit Xspedius to order a contiguous local loop. To the extent it is technically feasible, these arrangements will provide Xspedius with the capability to serve end users at a level that is at parity with the level of service BellSouth provides its customers. If no alternate facility is available, BellSouth will utilize its Special Construction (SC) process to determine the additional costs required to provision the loop facilities. Xspedius will then have the option of paying the one-time SC rates to place the loop facilities or Xspedius may chose some other method of providing service to the end-user (e.g., Resale, private facilities, etc.).

4. Network Interface Device

4.1 Definition

- 4.1.1 The NID is defined as any means of interconnection of end-user customer premises wiring to BellSouth's distribution plant, such as a cross connect device used for that purpose. BellSouth shall permit Xspedius to connect its own loop facilities to on-premises wiring through BellSouth's network interface device, or at any other technically feasible point.

4.2 Technical Requirements

- 4.2.1 The Network Interface Device shall provide a clean, accessible point of connection for the inside wiring and for the Distribution Media and shall maintain a connection to ground that meets the requirements set forth below.
- 4.2.2 The NID shall be capable of transferring electrical analog or digital signals between the customer's inside wiring and the Distribution Media.
- 4.2.3 All NID posts or connecting points shall be in place, secure, usable and free of any rust or corrosion. The protective ground connection shall exist and be properly installed. The ground wire will also be free of rust or corrosion and have continuity relative to ground.
- 4.2.4 The NID shall be capable of withstanding all normal local environmental variations.
- 4.2.5 Where feasible, the NID shall be physically accessible to Xspedius designated personnel. In cases where entrance to the end user's premises is required to give access to the NID, Xspedius shall obtain entrance permission directly from the end user.
- 4.2.6 BellSouth shall offer the NID as a stand-alone component. Additionally, Xspedius may connect its loop to any spare capacity on the BellSouth NID.

Where necessary to comply with an effective Commission order, BellSouth will allow Xspedius to disconnect the BellSouth loop from the BellSouth NID in order to connect Xspedius's loop to the BellSouth NID. In these cases, Xspedius accepts all liability associated with this process and it is Xspedius's responsibility to make sure the disconnected BellSouth loop is properly grounded.

4.3 Interface Requirements

4.3.1 The NID shall be equal to or better than all of the requirements for NIDs set forth in the following technical references:

4.3.1.1 Telcordia (formerly BellCore) Technical Advisory TA-TSY-000120 "Customer Premises or Network Ground Wire";

4.3.1.2 Telcordia (formerly BellCore) Generic Requirement GR-49-CORE "Generic Requirements for Outdoor Telephone Network Interface Devices";

4.3.1.3 Telcordia (formerly BellCore) Technical Requirement TR-NWT-00239 "Indoor Telephone Network Interfaces";

4.3.1.4 Telcordia (formerly BellCore) Technical Requirement TR-NWT-000937 "Generic Requirements for Outdoor and Indoor Building Entrance".

5. Unbundled Loop Concentration (ULC) System

5.1.1 BellSouth will provide to Xspedius loop concentration (ULC). Loop concentration systems in the central office concentrate the signals transmitted over local loops onto a digital loop carrier system. The concentration device is placed inside a BellSouth central office. BellSouth will offer ULC with a TR008 interface or a TR303 interface.

5.1.2 ULC will be offered in two sizes. System A will allow up to 96 BellSouth loops to be concentrated onto multiple DS1s. The high speed connection from the concentrator will be at the electrical DS1 level and may connect to Xspedius at Xspedius's collocation site. System B will allow up to 192 BellSouth loops to be concentrated onto multiple DS1s. System A may be upgraded to a System B. A minimum of two DS1s is required for each system (i.e., System A requires two DS1s and System B would require an additional two DS1s or four in total). All DS1 interfaces will terminate to the CLEC's collocation space. ULC service is offered with or without concentration and with or without protection. A Line Interface element will be required for each loop that is terminated onto the ULC system. Rates for ULC are as set forth in this Attachment.

6. Sub-loop Elements

6.1 Where facilities permit and subject to applicable and effective FCC rules and orders, BellSouth shall offer access to its Unbundled Sub Loop (USL), Unbundled Sub Loop Concentration (USLC) System and Unbundled Network Terminating Wire (UNTW) elements. BellSouth shall provide nondiscriminatory access, in accordance with § 51.311 and section 251(c)(3) of the Act, to the subloop on an unbundled basis pursuant to the following terms and conditions and at the rates set forth in this Attachment.

6.2 Unbundled Sub-Loop (USL)

6.2.1 Definition

6.2.1.1 The subloop network element is defined as any portion of the loop that is technically feasible to access at terminals in BellSouth's outside plant, including inside wire owned and controlled by BellSouth, if any. An accessible terminal is any point on the loop where technicians can access the wire or fiber within the cable without removing a splice case to reach the wire or fiber within. Such points may include, but are not limited to, the pole or pedestal, the network interface device, the minimum point of entry, the single point of interconnection, the main distribution frame, the remote terminal, and the feeder/distribution interface.

6.2.1.2 *Technical feasibility.* Subject to applicable and effective FCC rules and orders, if the Parties are unable to reach agreement, pursuant to voluntary negotiations, as to whether it is technically feasible, or whether sufficient space is available, to unbundle the subloop at the point where a carrier requests, BellSouth shall have the burden of demonstrating to the Commission, pursuant to state arbitration proceedings under section 252 of the Act, that there is not sufficient space available, or that it is not technically feasible, to unbundle the subloop at the point requested.

6.2.1.3. *Best practices.* Once any state commission has determined that it is technically feasible to unbundle subloops at a designated point, BellSouth shall have the burden of demonstrating, pursuant to state arbitration proceedings under section 252 of the Act, that it is not technically feasible, or that sufficient space is not available, to unbundle its own loops at such a point.

6.2.1.4. *Subloop access via collocation.* Where requested by Xspedius, BellSouth shall provide access to the subloop in accordance with the FCC's collocation rules, 47 C.F.R. §§ 51.321-323.

6.2.1.5. *Single point of interconnection.* Subject to applicable and effective FCC rules and orders, BellSouth shall provide a single point of interconnection at multi-unit premises that is suitable for use by multiple carriers. This obligation is in addition to BellSouth's obligation to provide nondiscriminatory access to subloops at any

technically feasible point. If the Parties are unable to negotiate terms and conditions regarding a single point of interconnection, issues in dispute, including compensation due BellSouth under forward-looking pricing principles, shall be resolved under the dispute resolution processes set forth in this Agreement.

6.2.2 Requirements for All Unbundled Sub-Loops

6.2.2.1 Unbundled Sub-Loops shall be capable of carrying all signaling messages or tones needed to provide telecommunications services.

Unbundled Sub-Loop shall support functions associated with provisioning, maintenance and testing of the Unbundled Sub-Loop. In these scenarios, Xspedius would be required to place a cross-box, remote terminal (RT), or other similar device and deliver a cable to the BellSouth remote terminal or cross-box. This cable would be connected, by a BST technician, to a cross-connect panel within the BellSouth RT/cross-box. Xspedius's cable pairs can then be connected to BST's USL within the BST cross-box by the BST technician.

6.2.3 Interface Requirements

6.2.3.1 Unbundled Sub-Loop shall be equal to or better than each of the applicable interface requirements set forth in the following technical references:

6.2.3.2 Telcordia (formerly BellCore) TR-NWT-000049, "Generic Requirements for Outdoor Telephone Network Interface Devices," Issued December 1, 1994.

6.3 Unbundled Sub-Loop Concentration System (USLC)

6.3.1 BellSouth will provide Xspedius with the ability to concentrate its sub-loops onto multiple DS1s back to the BellSouth Central Office. The DS1s will then be terminated into Xspedius's collocation space. TR-008 and TR303 interface standards are available.

6.3.2 USLC, using the Lucent Series 5 equipment, will be offered in two different systems. System A will allow up to 96 of Xspedius's sub-loops to be concentrated onto multiple DS1s. System B will allow an additional 96 of Xspedius's sub-loops to be concentrated onto multiple DS1s. One System A may be supplemented with one System B and they both must be physically located in a single Series 5 dual channel bank. A minimum of two DS1s is required for each system (i.e., System A requires two DS1s and System B would require an additional two DS1s or four in total). The DS1 level facility that connects the RT site with the serving wire center is known as a Feeder Interface. All DS1 Feeder Interfaces will terminate to the CLEC's collocation space within the SWC that serves the RT where the CLEC's sub-loops are connected. USLC service is offered with or without concentration and with or without a protection DS1.

6.3.3 In these scenarios Xspedius would be required to place a cross-box, remote terminal (RT), or other similar device and deliver a cable to the BellSouth remote terminal. This cable would be connected, by a BellSouth technician, to a cross-connect panel within the BellSouth RT/cross-box and would allow Xspedius's sub-loops to then be placed on the ULSC and transported to their collocation space at a DS1 level.

6.4 Unbundled Network Terminating Wire (UNTW)

6.4.1 BellSouth will provide Xspedius with access to its Unbundled Network Terminating Wire (UNTW) pursuant to the following terms and conditions at rates as set forth in this Attachment, and in a manner consistent with applicable and effective FCC rules and decisions, including, but not limited to 47 C.F.R § 51.319.

6.5 Definition

UNTW is twisted copper wire that extends from BellSouth's point-of-entry into a multi-dwelling unit (MDU) complex or multi-tenant unit (MTU) complex to the point of demarcation at the end-users location. The UNTW will not include a Network Interface Device (NID).

6.6 Requirements

6.6.1 BellSouth will offer spare pairs that are available to an end-users premises to Xspedius. Available spare pairs are defined as pairs that are not being utilized by BellSouth or by a third party to provide an End User with working service at the time of Xspedius's request for UNTW. If BellSouth has relinquished the first pair to Xspedius and the End User decides to change local service providers to BellSouth, Xspedius will relinquish the first pair back to BellSouth.

6.6.2 Notwithstanding the foregoing, should BellSouth subsequently require the use of additional pair(s) to provide for the activation of additional lines in an End User's premises in response to a request from such End User and no additional pairs are available, Xspedius agrees to surrender its spare pair(s) upon request by BellSouth.

6.6.3 If an End User of Xspedius desires to receive local exchange service from a service provider who is not a Party to this Agreement, and such third party service provider needs access to the BellSouth UNTW to provide local exchange service to the End User, then Xspedius agrees to surrender the requisite number of its inactive spare pair(s) if no other spare pair is available and upon request by BellSouth.

6.6.4 If Xspedius has placed NTW at a location and an End User desires to receive local exchange service from BellSouth and BellSouth needs access to Xspedius's

NTW to provide local exchange service to the End User, then Xspedius agrees to surrender the requisite number of its spare pair(s) upon request by BellSouth.

- 6.6.5 In new construction, where possible, both Parties may at their option and with the property owner's agreement install their own NTW. In existing construction, BellSouth shall not be required to install new or additional NTW beyond existing NTW to provision the services of Xspedius.

6.7 Technical Requirements

- 6.7.1 In these scenarios, BellSouth will connect the requested UNTW pairs to a cross-connect panel designed for CLEC access to BellSouth's NTW. Xspedius will be required to place a cross-box, terminal, or other similar device and deliver a cable to this cross-connect panel. Xspedius will then connect their cable to the cross-connect panel to access the requested UNTW pairs.

7. Switching

BellSouth agrees to offer access to local switching pursuant to the following terms and conditions and at the rates set forth in this Attachment.

7.1 Definition

- 7.1.1 Subject to applicable and effective FCC rules and orders, BellSouth shall provide nondiscriminatory access, in accordance with FCC Rule 51.311 and Section 251(c)(3) of the Act, to local circuit switching capability and local tandem switching capability on an unbundled basis, except as set forth in FCC Rule 51.319(c)(1)(B), to Xspedius for the provision of a telecommunications service. Subject to applicable and effective FCC rules and orders, BellSouth shall be required to provide nondiscriminatory access in accordance with FCC Rule 51.311 and Section 251(c)(3) of the Act to packet switching capability on an unbundled basis to Xspedius for the provision of a telecommunications service as described in Rule 51.319(c)(3)(B).

- 7.1.1.1 Local Circuit Switching Capability, including Tandem Switching Capability. The local circuit switching capability network element is defined as:

1. Line-side facilities, which include, but are not limited to, the connection between a loop termination at a main distribution frame and a switch line card;
2. Trunk-side facilities, which include, but are not limited to, the connection between trunk termination at a trunk-side cross-connect panel and a switch trunk card; and
3. All features, functions and capabilities of the switch, which include, but are not limited to:

- a. The basic switching function of connecting lines to lines, lines to trunks, trunks to lines, and trunks to trunks, as well as the same basic capabilities made available to the incumbent LEC's customers, such as a telephone number, white page listing and dial tone, and
- b. All other features that the switch is capable of providing, including but not limited to, customer calling, customer local area signaling service features, and Centrex, as well as any technically feasible customized routing functions provided by the switch.

7.1.1.2 Subject to applicable and effective FCC rules and orders, notwithstanding BellSouth's general duty to unbundle local circuit switching, BellSouth shall not be required to unbundle local circuit switching for Xspedius in cases where Xspedius intends to use such facilities to serve End Users with four or more voice grade (DS0) equivalents or lines, BellSouth provides nondiscriminatory, unrestricted, cost-based access to the enhanced extended link ("EEL") throughout Density Zone 1, and BellSouth's local circuit switches are located in:

1. The top 50 Metropolitan Statistical Areas as set forth in Appendix B of the *Third Report and Order and Fourth Further Notice of Proposed Rulemaking* in CC Docket No. 96-98, and
2. Density Zone I, as defined in FCC Rule 69.123, as of January 1, 1999.

7.1.1.3 Local Tandem Switching Capability. The tandem switching capability network element is defined as:

- (A) Trunk-connect facilities, which include, but are not limited to, the connection between trunk termination at a cross connect panel and switch trunk card;
- (B) The basic switch trunk function of connecting trunks to trunks; and
- (C) The functions that are centralized in tandem switches (as distinguished from separate end office switches), including but not limited, to call recording, the routing of calls to operator services, and signaling conversion features.

Tandem Switching is the function that establishes a communications path between two switching offices through a third switching office (the Tandem switch).

7.1.1.4 Packet Switching Capability. The packet switching capability network element is defined as the basic packet switching function of routing or forwarding packets, frames, cells or other data units based on address or other routing information contained in the packets, frames, cells or other data units, and the functions that

are performed by Digital Subscriber Line Access Multiplexers, including but not limited to:

1. The ability to terminate copper customer loops (which includes both a low band voice channel and a high-band data channel, or solely a data channel);
2. The ability to forward the voice channels, if present, to a circuit switch or multiple circuit switches;
3. The ability to extract data units from the data channels on the loops, and
4. The ability to combine data units from multiple loops onto one or more trunks connecting to a packet switch or packet switches.

7.1.1.5 Subject to applicable and effective FCC rules and orders, BellSouth shall provide nondiscriminatory access to unbundled packet switching capability only in cases where each of the following conditions are satisfied:

1. BellSouth has deployed digital loop carrier systems, including but not limited to, integrated digital loop carrier or universal digital loop carrier systems; or has deployed any other system in which fiber optic facilities replace copper facilities in the distribution section (*e.g.*, end office to remote terminal, pedestal or environmentally controlled vault);
2. There are no spare copper loops capable of supporting the xDSL services the requesting carrier seeks to offer;
3. BellSouth has not permitted a requesting carrier to deploy a Digital Subscriber Line Access Multiplexer at the remote terminal, pedestal or environmentally controlled vault or other interconnection point, nor has the requesting carrier obtained a virtual collocation arrangement at these subloop interconnection points as defined by FCC Rule 51.319(b); and
4. BellSouth has deployed packet switching capability for its own use.

7.1.2 A featureless port is one that has a line port, switching functionality, and an interoffice port. A featured port is a port that includes all features then capable or a number of then capable features specifically requested by Xspedius. Any features that are not currently then capable but are technically feasible through the switch can be requested through the BFR process.

7.1.3 Where required to do so in order to comply with an effective Commission order, BellSouth will provide to Xspedius purchasing local BellSouth switching and reselling BellSouth local exchange service under Attachment 1, selective routing of calls to a requested directory assistance services platform or operator services

platform. Xspedius customers may use the same dialing arrangements as BellSouth customers, but obtain a Xspedius branded service.

7.2 Technical Requirements

- 7.2.1 The requirements set forth in this Section apply to Local Switching, but not to the Packet Switching function of Local Switching.
- 7.2.1.1 Local Switching shall be equal to or better than the requirements for Local Switching set forth in Telcordia (formerly BellCore)'s Local Switching Systems General Requirements (FR-NWT-000064).
- 7.2.1.2 When applicable, BellSouth shall route calls to the appropriate trunk or lines for call origination or termination.
- 7.2.1.3 Subject to this section, BellSouth shall route calls on a per line or per screening class basis to (1) BellSouth platforms providing Network Elements or additional requirements (2) Operator Services platforms, (3) Directory Assistance platforms, and (4) Repair Centers. Any other routing requests by Xspedius will be made pursuant to the Bona Fide Request/ New Business Request Process as set forth in General Terms and Conditions.
- 7.2.1.4 BellSouth shall provide unbranded recorded announcements and call progress tones to alert callers of call progress and disposition.
- 7.2.1.5 BellSouth shall activate service for an Xspedius customer or network interconnection on any of the Local Switching interfaces. This includes provisioning changes to change a customer from BellSouth's services to Xspedius's services without loss of switch feature functionality as defined in this Agreement.
- 7.2.1.6 BellSouth shall perform routine testing (e.g., Mechanized Loop Tests (MLT) and test calls such as 105, 107 and 108 type calls) and fault isolation on a mutually agreed upon schedule.
- 7.2.1.7 BellSouth shall repair and restore any equipment or any other maintainable component that may adversely impact Local Switching.
- 7.2.1.8 BellSouth shall control congestion points such as those caused by radio station call-ins, and network routing abnormalities. All traffic shall be restricted in a non discriminatory manner.
- 7.2.1.9 BellSouth shall perform manual call trace and permit customer originated call trace.
- 7.2.1.10 Special Services provided by BellSouth will include the following:
 - 7.2.1.10.1 Telephone Service Prioritization;

- 7.2.1.10.2 Related services for handicapped;
- 7.2.1.10.3 Soft dial tone where required by law; and
- 7.2.1.10.4 Any other service required by law.
- 7.2.1.11 BellSouth shall provide Switching Service Point (SSP) capabilities and signaling software to interconnect the signaling links destined to the Signaling Transfer Point Switch (STP). These capabilities shall adhere to Telcordia (formerly BellCore) specifications - TCAP (GR-1432-CORE), ISUP (GR-905-CORE), Call Management (GR-1429-CORE), Switched Fractional DS1 (GR-1357-CORE), Toll Free Service (GR-1428-CORE), Calling Name (GR-1597-CORE), Line Information Database (GR-954-CORE), and Advanced Intelligent Network (GR-2863-CORE).
- 7.2.1.12 BellSouth shall provide interfaces to adjuncts through Telcordia (formerly BellCore) standard interfaces. These adjuncts can include, but are not limited to, the Service Circuit Node and Automatic Call Distributors.
- 7.2.1.13 BellSouth shall provide performance data regarding a customer line, traffic characteristics or other measurable elements to Xspedius, upon a reasonable request from Xspedius. CLEC will pay BellSouth for all costs incurred to provide such performance data through the Business Opportunity Request process.
- 7.2.1.14 BellSouth shall offer Local Switching that provides feature offerings at parity to those provided by BellSouth to itself or any other Party. Such feature offerings shall include but are not limited to:
 - 7.2.1.14.1 Basic and primary rate ISDN;
 - 7.2.1.14.2 Residential features;
 - 7.2.1.14.3 Customer Local Area Signaling Services (CLASS/LASS);
 - 7.2.1.14.4 CENTREX (including equivalent administrative capabilities, such as customer accessible reconfiguration and detailed message recording); and
 - 7.2.1.14.5 Advanced intelligent network triggers supporting Xspedius and BellSouth service applications.

BellSouth shall offer to Xspedius all AIN triggers in connection with its SMS/SCE offering which are supported by BellSouth for offering AIN-based services. Triggers that are currently available are:

 - 7.2.1.14.5.1 Off-Hook Immediate
 - 7.2.1.14.5.2 Off-Hook Delay
 - 7.2.1.14.5.3 Termination Attempt

- 7.2.1.14.5.4 6/10 Public Office Dialing Plan
- 7.2.1.14.5.5 Feature Code Dialing
- 7.2.1.14.5.6 Customer Dialing Plan
- 7.2.1.14.6 When the following triggers are supported by BellSouth, BellSouth will make these triggers available to Xspedius:
 - 7.2.1.14.6.1 Private EAMF Trunk
 - 7.2.1.14.6.2 Shared Interoffice Trunk (EAMF, SS7)
 - 7.2.1.14.6.3 N11
 - 7.2.1.14.6.4 Automatic Route Selection
- 7.2.1.15 Where capacity exists, BellSouth shall assign each Xspedius customer line the class of service designated by Xspedius (e.g., using line class codes or other switch specific provisioning methods), and shall route directory assistance calls from Xspedius customers to Xspedius directory assistance operators at Xspedius's option.
- 7.2.1.16 Where capacity exists, BellSouth shall assign each Xspedius customer line the class of services designated by Xspedius (e.g., using line class codes or other switch specific provisioning methods) and shall route operator calls from Xspedius customers to Xspedius operators at Xspedius's option. For example, BellSouth may translate 0- and 0+ intraLATA traffic, and route the call through appropriate trunks to an Xspedius Operator Services Position System (OSPS). Calls from Local Switching must pass the ANI-II digits unchanged.
- 7.2.1.17 Local Switching shall be offered in accordance with the requirements of the following technical references:
 - 7.2.1.17.1 Telcordia (formerly BellCore) GR-1298-CORE, AIN Switching System Generic Requirements, as implemented in BellSouth's switching equipment;
 - 7.2.1.17.2 Telcordia (formerly BellCore) GR-1299-CORE, AIN Switch-Service Control Point (SCP)/Adjunct Interface Generic Requirements;
 - 7.2.1.17.3 Telcordia (formerly BellCore) TR-NWT-001284, AIN 0.1 Switching System Generic Requirements;
 - 7.2.1.17.4 Telcordia (formerly BellCore) SR-NWT-002247, AIN Release 1 Update.
- 7.2.2 Interface Requirements
 - 7.2.2.1 BellSouth shall provide the following interfaces to loops:

- 7.2.2.2 Standard Tip/Ring interface including loopstart or groundstart, on-hook signaling (e.g., for calling number, calling name and message waiting lamp);
- 7.2.2.3 Coin phone signaling;
- 7.2.2.4 Basic Rate Interface ISDN adhering to appropriate Telcordia (formerly BellCore) Technical Requirements;
- 7.2.2.5 Two-wire analog interface to PBX;
- 7.2.2.5.1 Four-wire analog interface to PBX;
- 7.2.2.6 Four-wire DS1 interface to PBX or customer provided equipment (e.g. computers and voice response systems);
- 7.2.2.7 Primary Rate ISDN to PBX adhering to ANSI standards Q.931, Q.932 and appropriate Telcordia (formerly BellCore) Technical Requirements;
- 7.2.2.8 Switched Fractional DS1 with capabilities to configure Nx64 channels (where N = 1 to 24); and
- 7.2.2.9 Loops adhering to Telcordia (formerly BellCore) TR-NWT-08 and TR-NWT-303 specifications to interconnect Digital Loop Carriers.
- 7.2.2.10 BellSouth shall provide access to the following but not limited to:
- 7.2.2.11 SS7 Signaling Network or Multi-Frequency trunking if requested by Xspedius;
- 7.2.2.12 Interface to Xspedius operator services systems or Operator Services through appropriate trunk interconnections for the system; and
- 7.2.2.13 Interface to Xspedius directory assistance services through the Xspedius switched network or to Directory Assistance Services through the appropriate trunk interconnections for the system; and 950 access or other Xspedius required access to interexchange carriers as requested through appropriate trunk interfaces.

8. Interoffice Transmission Facilities

BellSouth shall provide nondiscriminatory access, in accordance with FCC Rule 51.311 and Section 251(c)(3) of the Act, to interoffice transmission facilities on an unbundled basis to Xspedius for the provision of a telecommunications service.

8.1 Interoffice transmission facility network elements include:

1. Dedicated transport, defined as BellSouth's transmission facilities, including all technically feasible capacity-related services including, but not limited to, DS1, DS3 and OCn levels, dedicated to a particular

customer or carrier, that provide telecommunications between wire centers or switches owned by BellSouth, or between wire centers and switches owned by BellSouth and Xspedius;

2. Dark Fiber transport, defined as BellSouth's optical transmission facilities without attached multiplexing, aggregation or other electronics;
3. Shared transport, defined as transmission facilities shared by more than one carrier, including BellSouth, between end office switches, between end office switches and tandem switches, and between tandem switches, in BellSouth's network..

8.1.1 BellSouth shall:

1. Provide Xspedius exclusive use of interoffice transmission facilities dedicated to a particular customer or carrier, or shared use of the features, functions, and capabilities of interoffice transmission facilities shared by more than one customer or carrier;
2. Provide all technically feasible transmission facilities, features, functions, and capabilities that Xspedius could use to provide telecommunications services;
3. Permit, to the extent technically feasible, Xspedius to connect such interoffice facilities to equipment designated by Xspedius, including but not limited to, Xspedius's collocated facilities; and
4. Permit, to the extent technically feasible, Xspedius to obtain the functionality provided by BellSouth's digital cross-connect systems in the same manner that BellSouth provides such functionality to interexchange carriers.

8.2 Technical Requirements of Common (Shared) Transport

- 8.2.1 Common (Shared) Transport provided on DS1 or VT1.5 circuits, shall, at a minimum, meet the performance, availability, jitter, and delay requirements specified for Central Office to Central Office ("CO to CO") connections in the appropriate industry standards.
- 8.2.2 Common (Shared) Transport provided on DS3 circuits, STS-1 circuits, and higher transmission bit rate circuits, shall, at a minimum, meet the performance, availability, jitter, and delay requirements specified for CO to CO connections in the appropriate industry standards.
- 8.2.3 BellSouth shall be responsible for the engineering, provisioning, and maintenance of the underlying equipment and facilities that are used to provide Common (Shared) Transport.

- 8.2.4 At a minimum, Common (Shared) Transport shall meet all of the requirements set forth in the following technical references (as applicable for the transport technology being used):
- 8.2.4.1 ANSI T1.101-1994, American National Standard for Telecommunications - Synchronization Interface Standard Performance and Availability;
 - 8.2.4.2 ANSI T1.102-1993, American National Standard for Telecommunications - Digital Hierarchy - Electrical Interfaces;
 - 8.2.4.3 ANSI T1.102.01-199x, American National Standard for Telecommunications - Digital Hierarchy - VT1.5;
 - 8.2.4.4 ANSI T1.105-1995, American National Standard for Telecommunications - Synchronous Optical Network (SONET) - Basic Description including Multiplex Structure, Rates and Formats;
 - 8.2.4.5 ANSI T1.105.01-1995, American National Standard for Telecommunications - Synchronous Optical Network (SONET) - Automatic Protection Switching;
 - 8.2.4.6 ANSI T1.105.02-1995, American National Standard for Telecommunications - Synchronous Optical Network (SONET) - Payload Mappings;
 - 8.2.4.7 ANSI T1.105.03-1994, American National Standard for Telecommunications - Synchronous Optical Network (SONET) - Jitter at Network Interfaces;
 - 8.2.4.8 ANSI T1.105.03a-1995, American National Standard for Telecommunications - Synchronous Optical Network (SONET): Jitter at Network Interfaces - DS1 Supplement;
 - 8.2.4.9 ANSI T1.105.05-1994, American National Standard for Telecommunications - Synchronous Optical Network (SONET) - Tandem Connection;
 - 8.2.4.10 ANSI T1.105.06-199x, American National Standard for Telecommunications - Synchronous Optical Network (SONET) - Physical Layer Specifications;
 - 8.2.4.11 ANSI T1.105.07-199x, American National Standard for Telecommunications - Synchronous Optical Network (SONET) - Sub STS-1 Interface Rates and Formats;
 - 8.2.4.12 ANSI T1.105.09-199x, American National Standard for Telecommunications - Synchronous Optical Network (SONET) - Network Element Timing and Synchronization;
 - 8.2.4.13 ANSI T1.106-1988, American National Standard for Telecommunications - Digital Hierarchy - Optical Interface Specifications (Single Mode);

- 8.2.4.14 ANSI T1.107-1988, American National Standard for Telecommunications - Digital Hierarchy - Formats Specifications;
- 8.2.4.15 ANSI T1.107a-1990 - American National Standard for Telecommunications - Digital Hierarchy - Supplement to Formats Specifications (DS3 Format Applications);
- 8.2.4.16 ANSI T1.107b-1991 - American National Standard for Telecommunications - Digital Hierarchy - Supplement to Formats Specifications;
- 8.2.4.17 ANSI T1.117-1991, American National Standard for Telecommunications - Digital Hierarchy - Optical Interface Specifications (SONET) (Single Mode - Short Reach);
- 8.2.4.18 ANSI T1.403-1989, Carrier to Customer Installation, DS1 Metallic Interface Specification;
- 8.2.4.19 ANSI T1.404-1994, Network-to-Customer Installation - DS3 Metallic Interface Specification;
- 8.2.4.20 ITU Recommendation G.707, Network node interface for the synchronous digital hierarchy (SDH);
- 8.2.4.21 ITU Recommendation G.704, Synchronous frame structures used at 1544, 6312, 2048, 8488 and 44736 kbit/s hierarchical levels;
- 8.2.4.22 Telcordia (formerly BellCore) FR-440 and TR-NWT-000499, Transport Systems Generic Requirements (TSGR): Common Requirements;
- 8.2.4.23 Telcordia (formerly BellCore) GR-820-CORE, Generic Transmission Surveillance: DS1 & DS3 Performance;
- 8.2.4.24 Telcordia (formerly BellCore) GR-253-CORE, Synchronous Optical Network Systems (SONET); Common Generic Criteria;
- 8.2.4.25 Telcordia (formerly BellCore) TR-NWT 000507, Transmission, Section 7, Issue 5 (Telcordia (formerly BellCore), December 1993). (A module of LSSGR, FR-NWT-000064.);
- 8.2.4.26 Telcordia (formerly BellCore) TR-NWT-000776, Network Interface Description for ISDN Customer Access;
- 8.2.4.27 Telcordia (formerly BellCore) TR-INS-000342, High-Capacity Digital Special Access Service-Transmission Parameter Limits and Interface Combinations, Issue 1 February 1991;

- 8.2.4.28 Telcordia (formerly BellCore) ST-TEC 000052, Telecommunications Transmission Engineering Textbook, Volume 2: Facilities, Third Edition, Issue I May 1989;
- 8.2.4.29 Telcordia (formerly BellCore) ST-TEC-000051, Telecommunications Transmission Engineering Textbook Volume 1: Principles, Third Edition. Issue 1 August 1987.
- 8.3 Dedicated Transport
- 8.3.1. BellSouth shall offer Dedicated Transport in each of the following ways:
- 8.3.1.1 As capacity on a shared facility.
- 8.3.1.2 As a circuit (e.g., DS0, DS1 or DS3) dedicated to Xspedius.
- 8.3.2 When Dedicated Transport is provided as a system it shall include:
- 8.3.2.1 Transmission equipment such as multiplexers, line terminating equipment, amplifiers, and regenerators;
- 8.3.2.2 Inter-office transmission facilities such as optical fiber, copper twisted pair, and coaxial cable.
- 8.3.3 Unbundled Local Channel
- 8.3.3.1 The Unbundled Local Channel is the dedicated transmission path between Xspedius's Point of Presence and the BellSouth Serving Wire Center.
- 8.3.3.2 BellSouth currently offers Unbundled Local Channels for switched traffic. Rates for these elements are listed in this Attachment. For those states that do not contain rates in this Attachment for DS1 and DS3 switched Local Channels, the rates in the applicable State Access Tariff will apply as interim rates. When final rates are developed, these interim rates will be subject to true-up, and the Parties will amend the Agreement to reflect the new rates.
- 8.3.3.3 BellSouth currently offers Unbundled Local Channels for non-switched traffic at DS1 and DS3 levels at rates as set forth in Exhibit C to this Attachment.
- 8.3.4 Technical Requirements
- This Section sets forth technical requirements for all Dedicated Transport.
- 8.3.4.1 When BellSouth provides Dedicated Transport as a circuit or a system, the entire designated transmission circuit or system (e.g., DS0, DS1, DS3) shall be dedicated to Xspedius designated traffic.

- 8.3.4.2 BellSouth shall offer Dedicated Transport in all technologies that become available including, but not limited to, DS1 and DS3 transport systems, SONET (or SDH) Bi-directional Line Switched Rings, SONET (or SDH) Unidirectional Path Switched Rings, and SONET (or SDH) point-to-point transport systems (including linear add-drop systems), at all available transmission bit rates. While SONET Ring facilities are not available in every application, they are typically available in the major metropolitan areas.
- 8.3.4.3 For DS1 or VT1.5 circuits, Dedicated Transport shall, at a minimum, meet the performance, availability, jitter, and delay requirements specified for Customer Interface to Central Office (“CI to CO”) connections in the appropriate industry standards.
- 8.3.4.4 Where applicable, for DS3 circuits, Dedicated Transport shall, at a minimum, meet the performance, availability, jitter, and delay requirements specified for CI to CO connections in the appropriate industry standards.
- 8.3.4.5 BellSouth shall offer the following interface transmission rates for Dedicated Transport:
- 8.3.4.5.1 DS0 Equivalent;
- 8.3.4.5.2 DS1 (Extended SuperFrame - ESF and D4 channel bank shall be provided);
- 8.3.4.5.3 DS3 where applicable (M13 multiplexer shall be provided);
- 8.3.4.5.4 SDH Standard interface rates in accordance with International Telecommunications Union (ITU) Recommendation G.707 and Plesiochronous Digital Hierarchy (PDH) rates per ITU Recommendation G.704.
- 8.3.4.6 When Dedicated Transport is provided as a system, BellSouth shall design the system according to our network infrastructure to allow for the termination points specified by Xspedius.
- 8.3.5 At a minimum, Dedicated Transport shall meet each of the requirements set forth in the following technical references:
- 8.3.5.1 ANSI T1.231-1993 -American National Standard for Telecommunications - Digital Hierarchy - Layer 1 In-Service Digital Transmission performance monitoring.
- 8.3.5.1.1 ANSI T1.102-1993, American National Standard for Telecommunications - Digital Hierarchy - Electrical Interfaces;
- 8.3.5.1.2 ANSI T1.106-1988, American National Standard for Telecommunications - Digital Hierarchy - Optical Interface Specifications (Single Mode);
- 8.3.5.1.3 ANSI T1.107-1988, American National Standard for Telecommunications - Digital Hierarchy - Formats Specifications;

- 8.3.5.1.4 ANSI T1.107a-1990 - American National Standard for Telecommunications - Digital Hierarchy - Supplement to Formats Specifications (DS3 Format Applications);
- 8.3.5.1.5 ANSI T1.107b-1991 - American National Standard for Telecommunications - Digital Hierarchy - Supplement to Formats Specifications;
- 8.3.5.1.6 Telcordia (formerly BellCore) FR-440 and TR-NWT-000499, Transport Systems Generic Requirements (TSGR): Common Requirements;
- 8.3.5.1.7 Telcordia (formerly BellCore) GR-820-CORE, Generic Transmission Surveillance: DS1 & DS3 Performance;
- 8.3.5.1.8 Telcordia (formerly BellCore) TR-NWT 000507, Transmission, Section 7, Issue 5 (Telcordia (formerly BellCore), December 1993). (A module of LSSGR, FR-NWT-000064.);
- 8.3.5.1.9 Telcordia (formerly BellCore) TR-INS-000342, High-Capacity Digital Special Access Service-Transmission Parameter Limits and Interface Combinations, Issue 1 February 1991;
- 8.3.5.1.10 Telcordia (formerly BellCore) ST-TEC 000052, Telecommunications Transmission Engineering Textbook, Volume 2: Facilities, Third Edition, Issue I May 1989;
- 8.3.5.1.11 Telcordia (formerly BellCore) ST-TEC-000051, Telecommunications Transmission Engineering Textbook Volume 1: Principles, Third Edition. Issue 1 August 1987;

9. Tandem Switching

- 9.1 Tandem Switching is as defined in Section 7.1.1.3 of this Attachment.
- 9.2 Technical Requirements
 - 9.2.1 Tandem Switching shall have the same capabilities or equivalent capabilities as those described in Bell Communications Research TR-TSY-000540 Issue 2R2, Tandem Supplement, 6/1/90. The requirements for Tandem Switching include, but are not limited to the following:
 - 9.2.1.1 Tandem Switching shall provide signaling to establish a tandem connection;
 - 9.2.1.2 Tandem Switching will provide screening as jointly agreed to by Xspedius and BellSouth;
 - 9.2.1.3 Tandem Switching shall provide Advanced Intelligent Network triggers supporting AIN features where such routing is not available from the originating end office switch, to the extent such Tandem switch has such capability;

- 9.2.1.4 Tandem Switching shall provide access to Toll Free number portability database as designated by Xspedius;
- 9.2.1.5 Tandem Switching shall provide all trunk interconnections discussed under the “Network Interconnection” section (e.g., SS7, MF, DTMF, DialPulse, PRI-ISDN, DID, and CAMA-ANI (if appropriate for 911));
- 9.2.1.6 Tandem Switching shall provide connectivity to PSAPs where 911 solutions are deployed and the tandem is used for 911; and
- 9.2.1.7 Where appropriate, Tandem Switching shall provide connectivity to transit traffic to and from other carriers.
- 9.2.2 Tandem Switching shall accept connections (including the necessary signaling and trunking interconnections) between end offices, other tandems, IXCs, ICOs, CAPs and CLEC switches.
- 9.2.3 Tandem Switching shall provide local tandeming functionality between two end offices including two offices belonging to different CLEC's (e.g., between a CLEC end office and the end office of another CLEC).
- 9.2.4 Tandem Switching shall preserve CLASS/LASS features and Caller ID as traffic is processed.
- 9.2.5 Tandem Switching shall record billable events and send them to the area billing centers designated by Xspedius. Tandem Switching will provide recording of all billable events as jointly agreed to by Xspedius and BellSouth.
- 9.2.6 Upon a reasonable request from Xspedius, BellSouth shall perform routine testing and fault isolation on the underlying switch that is providing Tandem Switching and all its interconnections. The results and reports of the testing shall be made immediately available to Xspedius.
- 9.2.7 BellSouth shall maintain Xspedius’s trunks and interconnections associated with Tandem Switching at least at parity to its own trunks and interconnections.
- 9.2.8 BellSouth shall control congestion points and network abnormalities. All traffic will be restricted in a non discriminatory manner.
- 9.2.9 Selective Call Routing through the use of line class codes is not available through the use of tandem switching. Selective Call Routing through the use of line class codes is an end office capability only. Detailed primary and overflow routing plans for all interfaces available within BellSouth switching network shall be mutually agreed to by Xspedius and BellSouth.
- 9.2.10 Tandem Switching shall process originating toll-free traffic received from Xspedius local switch.

- 9.2.11 In support of AIN triggers and features, Tandem Switching shall provide SSP capabilities when these capabilities are not available from the Local Switching Network Element, to the extent such Tandem Switch has such capability.
- 9.3 **Interface Requirements**
- 9.3.1 Tandem Switching shall provide interconnection to the E911 PSAP where the underlying Tandem is acting as the E911 Tandem.
- 9.3.2 Tandem Switching shall interconnect, with direct trunks, to all carriers with which BellSouth interconnects.
- 9.3.3 BellSouth shall provide all signaling necessary to provide Tandem Switching with no loss of feature functionality.
- 9.3.4 Tandem Switching shall interconnect with Xspedius's switch, using two-way trunks, for traffic that is transiting via BellSouth network to interLATA or intraLATA carriers. At Xspedius's request, Tandem Switching shall record and keep records of traffic for billing.
- 9.3.5 Tandem Switching shall provide an alternate final routing pattern for Xspedius traffic overflowing from direct end office high usage trunk groups.
- 9.4 Tandem Switching shall meet or exceed (i.e., be more favorable to Xspedius) each of the requirements for Tandem Switching set forth in the following technical references:
- 9.4.1 Bell Communications Research TR-TSY-000540 Issue 2R2, Tandem Supplement, 6/1/90;
- 9.4.2 GR-905-CORE covering CCSNIS;
- 9.4.3 GR-1429-CORE for call management features; and
GR-2863-CORE and Telcordia (formerly BellCore) GR-2902-CORE covering CCS AIN interconnection

10. Operator Systems

BellSouth agrees to offer access to operator systems pursuant to the terms and conditions following and at the rates set forth in this Attachment.

10.1 Definition

Operator Systems is the Network Element that provides operator and automated call handling and billing, special services, end user telephone listings and optional call completion services. The Operator Systems, Network Element provides two

types of functions: Operator Service functions and Directory Assistance Service functions, each of which are described in detail below.

10.2 Operator Service

10.2.1 Definition

Operator Service provides: (1) operator handling for call completion (for example, collect, third number billing, and manual credit card calls), (2) operator or automated assistance for billing after the end user has dialed the called number (for example, credit card calls); and (3) special services including but not limited to Busy Line Verification and Emergency Line Interrupt (ELI), Emergency Agency Call, Operator-assisted Directory Assistance, and Rate Quotes.

11.2.2 Requirements

10.2.2.1 When Xspedius requests BellSouth to provide Operator Services, the following requirements apply:

10.2.2.1.1 BellSouth shall complete 0+ and 0- dialed local calls.

10.2.2.1.2 BellSouth shall complete 0+ intraLATA toll calls.

10.2.2.1.3 BellSouth shall complete calls that are billed to Xspedius end user's calling card that can be validated by BellSouth.

10.2.2.1.4 BellSouth shall complete person-to-person calls.

10.2.2.1.5 BellSouth shall complete collect calls.

10.2.2.1.6 BellSouth shall provide the capability for callers to bill to a third party and complete such calls.

10.2.2.1.7 BellSouth shall complete station-to-station calls.

10.2.2.1.8 BellSouth shall process emergency calls.

10.2.2.1.9 BellSouth shall process Busy Line Verify and Emergency Line Interrupt requests.

10.2.2.1.10 BellSouth shall process emergency call trace, as they do for their End users prior to the Effective Date. Call must originate from a 911 provider.

10.2.2.1.11 BellSouth shall process operator-assisted directory assistance calls.

10.2.2.2 BellSouth shall adhere to equal access requirements, providing Xspedius local end users the same IXC access as provided to BellSouth end users.

10.2.2.3 BellSouth shall exercise at least the same level of fraud control in providing Operator Service to Xspedius that BellSouth provides for its own operator service.

- 10.2.2.4 BellSouth shall perform Billed Number Screening when handling Collect, Person-to-Person, and Billed-to-Third-Party calls.
- 10.2.2.5 BellSouth shall direct customer account and other similar inquiries to the customer service center designated by Xspedius.
- 10.2.2.6 BellSouth shall provide a feed of customer call records in “EMI” format to Xspedius in accordance with CLECODUF standards specified in Attachment 7.

10.2.3 Interface Requirements

With respect to Operator Services for calls that originate on local switching capability provided by or on behalf of Xspedius, the interface requirements shall conform to the then current established system interface specifications for the platform used to provide Operator Service and the interface shall conform to industry standards.

10.3 Directory Assistance Service

10.3.1 Definition

Directory Assistance Service provides local end user telephone number listings with the option to complete the call at the callers direction separate and distinct from local switching.

10.3.2 Requirements

10.3.2.1 Directory Assistance Service shall provide up to two listing requests per call. If available and if requested by Xspedius’s end user, BellSouth shall provide caller-optional directory assistance call completion service at rates contained in this Attachment to one of the provided listings, equal to that which BellSouth provides its end users. If not available, Xspedius may request such requirement pursuant to the Bona Fide Request/New Business Process as set forth in General Terms and Conditions.

10.3.2.2 Directory Assistance Service Updates

10.3.2.2.1 BellSouth shall update end user listings changes daily. These changes include:

10.3.2.2.1.1 New end user connections: BellSouth will provide service to Xspedius that is equal to the service it provides to itself and its end users;

10.3.2.2.1.2 End user disconnections: BellSouth will provide service to Xspedius that is equal to the service it provides to itself and its end users; and

10.3.2.2.1.3 End user address changes: BellSouth will provide service to Xspedius that is equal to the service it provides to itself and its end users;

10.3.2.3 These updates shall also be provided for non-listed and non-published numbers for use in emergencies.

10.4 Branding for Operator Call Processing and Directory Assistance

10.4.1 The BellSouth Operator Systems Branding Feature provides a definable announcement to Xspedius end users using Directory Assistance (DA)/Operator Call Processing (OCP) prior to placing them in queue or connecting them to an available operator or automated operator system. This feature allows Xspedius to have its calls custom branded with Xspedius name on whose behalf BellSouth is providing Directory Assistance and/or Operator Call Processing. Rates for Custom Branding, Operator Call Process and Directory Assistance are set forth in this Attachment.

10.4.2 BellSouth offers four service levels of branding to Xspedius when ordering Directory Assistance and/or Operator Call Processing.

10.4.2.1 Service Level 1 - BellSouth Branding

10.4.2.2 Service Level 2 - Unbranded

10.4.2.3 Service Level 3 - Custom Branding

10.4.2.4 Service Level 4 - Self Branding (applicable only to Xspedius for Resale or use with an Unbundled Port when routing to an operator service provider other than BellSouth).

10.4.3 For Resellers and Use with an Unbundled Port

10.4.3.1 BellSouth Branding is the Default Service Level.

10.4.3.2 Unbranding, Custom Branding, and Self Branding require Xspedius to order selective routing for each originating BellSouth end office identified by Xspedius. Rates for Selective Routing are set forth in this Attachment.

10.4.3.3 Customer Branding and Self Branding require Xspedius to order dedicated trunking from each BellSouth end office identified by Xspedius, to either the BellSouth Traffic Operator Position System (TOPS) or Xspedius Operator Service Provider. Rates for trunks are set forth in applicable BellSouth tariffs.

10.4.3.4 Unbranding - Unbranded Directory Assistance and/or Operator Call Processing calls ride common trunk groups provisioned by BellSouth from those end offices identified by Xspedius to the BellSouth TOPS. These calls are routed to "No Announcement."

10.4.4 For Facilities Based Carriers

10.4.4.1 All Service Levels require Xspedius to order dedicated trunking from their end office(s) point of interface to the BellSouth TOPS Switches. Rates for trunks are set forth in applicable BellSouth tariffs.

10.4.4.2 Customized Branding includes charges for the recording of the branding announcement and the loading of the audio units in each TOPS Switch, IVS and NAV equipment for which Xspedius requires service

Directory Assistance customized branding uses:

- the recording of the name;
- the front-end loading of the Digital Recorded Announcement Machine (DRAM) in each TOPS switch.

Operator Call Processing customized branding uses:

- the recording of the name;
- the front-end loading of the DRAM in the TOPS Switch;
- the back-end loading in the audio units in the Automated Alternate Billing System (AABS) in the Interactive Voice Subsystem (IVS);
- the 0- automation loading for the audio units in the Enhanced Billing and Access Service (EBAS) in the Network Applications Vehicle (NAV).

10.4.4.3 BellSouth will provide to Xspedius purchasing local BellSouth switching and reselling BellSouth local exchange service, selective routing of calls to a requested directory assistance services platform or operator services platform. Xspedius end users may use the same dialing arrangements as BellSouth end users, but obtain a Xspedius branded service.

10.5 Directory Assistance Database Service (DADS)

10.5.1 BellSouth shall make its Directory Assistance Database Service (DADS) available solely for the expressed purpose of providing Directory Assistance type services to Xspedius end users. The term "end user" denotes any entity which obtains Directory Assistance type services for its own use from a DADS customer. Directory Assistance type service is defined as Voice Directory Assistance (DA Operator assisted and Electronic Directory Assistance (Data System assisted)). Xspedius agrees that Directory Assistance Database Service (DADS) will not be used for any purpose which violates federal or state laws, statutes, regulatory orders or tariffs. Except for the permitted users, Xspedius agrees not to disclose DADS to others and shall provide due care in providing for the security and confidentiality of DADS. Further, Xspedius authorizes the inclusion of Xspedius Subscriber listings in the BellSouth Directory Assistance products.

- 10.5.2 BellSouth shall provide Xspedius initially with a base file of subscriber listings which reflect all listing change activity occurring since Xspedius's most recent update via magnetic tape, and subsequently using electronic connectivity such as Network Data Mover to be developed mutually by Xspedius and BellSouth. Xspedius agrees to assume the costs associated with CONNECT: Direct™ connectivity, which will vary depending upon volume and mileage.
- 10.5.3 BellSouth will require approximately one month after receiving an order to prepare the Base File. BellSouth will provide daily updates which will reflect all listing change activity occurring since CLEC's most recent update. BellSouth shall provide updates to Xspedius on a Business, Residence, or combined Business and Residence basis. Xspedius agrees that the updates shall be used solely to keep the information current. Delivery of Daily Updates will commence the day after Xspedius receives the Base File.
- 10.5.4 BellSouth is authorized to include Xspedius Subscriber List Information in its Directory Assistance Database Service (DADS) and its Directory Publishers Database Service (DPDS). Any other use by BellSouth of Xspedius Subscriber List Information is not authorized and with the exception of a request for DADS or DPDS, BellSouth shall refer any request for such information to Xspedius.
- 10.5.5 Rates for DADS are as set forth in this Attachment.

10.6 Direct Access to Directory Assistance Service

- 10.6.1 Direct Access to Directory Assistance Service (DADAS) will provide Xspedius's directory assistance operators with the ability to search all available BellSouth's subscriber listings using the Directory Assistance search format. Subscription to DADAS will allow Xspedius to utilize its own switch, operator workstations and optional audio subsystems.
- 10.6.2 BellSouth will provide DADAS from its DA location. Xspedius will access the DADAS system via a telephone company provided point of availability. Xspedius has the responsibility of providing the physical links required to connect to the point of availability. These facilities may be purchased from the telephone company as rates and charges billed separately from the charges associated with this offering.
- 10.6.3 A specified interface to each Xspedius subsystem will be provided by BellSouth. Interconnection between Xspedius system and a specified BellSouth location will be pursuant to the use of Xspedius owned or Xspedius leased facilities and shall be appropriate sized based upon the volume of queries being generated by Xspedius.
- 10.6.4 The specifications for the three interfaces necessary for interconnection are available in the following documents:

- 10.6.4.1 DADAS to Subscriber Operator Position System—Northern Telecom Document CSI-2300-07; Universal Gateway/ Position Message Interface Format Specification
- 10.6.4.2 DADAS to Subscriber Switch—Northern Telecom Document Q210-1 Version A107; NTDMS/CCIDAS System Application Protocol; and AT&T Document 250-900-535 Operator Services Position System Listing Service and Application Call Processing Data Link Interface Specification
- 10.6.4.3 DADAS to Audio Subsystem (Optional)—Directory One Call Control to Audio Response Unit system interface specifications are available through Northern Telecom as a licensed access protocol—Northern Telecom Document 355-004424 and Gateway/Interactive Voice subsystem Protocol Specification
- 10.6.5 Rates for DADAS are as set forth in this Attachment.

11. Signaling

BellSouth agrees to offer access to signaling and access to BellSouth's signaling databases subject to compatibility testing and at the rates set forth in this Attachment. BellSouth may provide mediated access to BellSouth signaling systems and databases. Available signaling elements include signaling links, signal transfer points and service control points. Signaling functionality will be available with both A-link and B-link connectivity.

11.1 Definition of Signaling Link Transport

Signaling Link Transport is a set of two or four dedicated 56 Kbps. transmission paths between CLEC-designated Signaling Points of Interconnection (SPOI) that provides appropriate physical diversity.

11.2 Technical Requirements

- 11.2.1 Signaling Link Transport shall consist of full duplex mode 56 kbps transmission paths.
- 11.2.2 Of the various options available, Signaling Link Transport shall perform in the following two ways:
 - 11.2.2.1 As an "A-link" which is a connection between a switch or SCP and a home Signaling Transfer Point Switch (STP) pair; and
 - 11.2.2.2 As a "B-link" which is a connection between two STP pairs in different company networks (e.g., between two STP pairs for two Competitive Local Exchange Carriers (CLECs)).

- 11.2.3 Signaling Link Transport shall consist of two or more signaling link layers as follows:
 - 11.2.3.1 An A-link layer shall consist of two links.
 - 11.2.3.2 A B-link layer shall consist of four links.
- 11.2.4 A signaling link layer shall satisfy a performance objective such that:
 - 11.2.4.1 There shall be no more than two minutes down time per year for an A-link layer; and
 - 11.2.4.2 There shall be negligible (less than 2 seconds) down time per year for a B-link layer.
- 11.2.5 A signaling link layer shall satisfy interoffice and intraoffice diversity of facilities and equipment, such that:
 - 11.2.5.1 No single failure of facilities or equipment causes the failure of both links in an A-link layer (i.e., the links should be provided on a minimum of two separate physical paths end-to-end); and
 - 11.2.5.2 No two concurrent failures of facilities or equipment shall cause the failure of all four links in a B-link layer (i.e., the links should be provided on a minimum of three separate physical paths end-to-end).
- 11.3 Interface Requirements
 - 11.3.1 There shall be a DS1 (1.544 Mbps) interface at the Xspedius-designated SPOIs. Each 56 kbps transmission path shall appear as a DS0 channel within the DS1 interface.

12. Signaling Transfer Points (STPs)

- 12.1 Definition - Signaling Transfer Points is a signaling network function that includes all of the capabilities provided by the signaling transfer point switches (STPs) and their associated signaling links which enable the exchange of SS7 messages among and between switching elements, database elements and signaling transfer point switches
- 12.2 Technical Requirements
 - 12.2.1 STPs shall provide access to Network Elements connected to BellSouth SS7 network. These include:
 - 12.2.1.1 BellSouth Local Switching or Tandem Switching;

- 12.2.1.2 BellSouth Service Control Points/DataBases;
- 12.2.1.3 Third-party local or tandem switching;
- 12.2.1.4 Third-party-provided STPs.
- 12.2.2 The connectivity provided by STPs shall fully support the functions of all other Network Elements connected to BellSouth SS7 network. This explicitly includes the use of BellSouth SS7 network to convey messages which neither originate nor terminate at a signaling end point directly connected to BellSouth SS7 network (*i.e.*, transient messages). When BellSouth SS7 network is used to convey transient messages, there shall be no alteration of the Integrated Services Digital Network User Part (ISDNUP) or Transaction Capabilities Application Part (TCAP) user data that constitutes the content of the message.
- 12.2.3 If a BellSouth tandem switch routes calling traffic, based on dialed or translated digits, on SS7 trunks between an Xspedius local switch and third party local switch, BellSouth SS7 network shall convey the TCAP messages that are necessary to provide Call Management features (Automatic Callback, Automatic Recall, and Screening List Editing) between Xspedius local STPs and the STPs that provide connectivity with the third party local switch, even if the third party local switch is not directly connected to BellSouth STPs.
- 12.2.4 STPs shall provide all functions of the MTP as defined in Telcordia (formerly BellCore) ANSI Interconnection Requirements. This includes:
 - 12.2.4.1 Signaling Data Link functions, as defined in Telcordia (formerly BellCore) ANSI Interconnection Requirements,
 - 12.2.4.2 Signaling Link functions, as defined in Telcordia (formerly BellCore) ANSI Interconnection Requirements, and
 - 12.2.4.3 Signaling Network Management functions, as defined in Telcordia (formerly BellCore) ANSI Interconnection Requirements.
- 12.2.5 STPs shall provide all functions of the SCCP necessary for Class 0 (basic connectionless) service, as defined in Telcordia (formerly BellCore) ANSI Interconnection Requirements. In particular, this includes Global Title Translation (GTT) and SCCP Management procedures, as specified in T1.112.4. In cases where the destination signaling point is a Xspedius or third party local or tandem switching system directly connected to BellSouth SS7 network, BellSouth shall perform final GTT of messages to the destination and SCCP Subsystem Management of the destination. In all other cases, BellSouth shall perform intermediate GTT of messages to a gateway pair of STPs in an SS7 network connected with BellSouth SS7 network, and shall not perform SCCP Subsystem Management of the destination. If BellSouth performs final GTT to a Xspedius

database, then Xspedius agrees to provide BellSouth with the Destination Point Code for the Xspedius database.

- 12.2.6 STPs shall provide on a non-discriminatory basis all functions of the OMAP commonly provided by STPs, as specified in the reference in Section 12.4.5 of this Attachment. All OMAP functions will be on a "where available" basis and can include:
- 12.2.6.1 MTP Routing Verification Test (MRVT) and
- 12.2.6.2 SCCP Routing Verification Test (SRVT).
- 12.2.7 In cases where the destination signaling point is a BellSouth local or tandem switching system or database, or is an Xspedius or third party local or tandem switching system directly connected to the BellSouth SS7 network, STPs shall perform MRVT and SRVT to the destination signaling point. In all other cases, STPs shall perform MRVT and SRVT to a gateway pair of STPs in an SS7 network connected with the BellSouth SS7 network. This requirement shall be superseded by the specifications for Internetwork MRVT and SRVT if and when these become approved ANSI standards and available capabilities of BellSouth STPs, and if mutually agreed upon by Xspedius and BellSouth.
- 12.2.8 STPs shall be on parity with BellSouth.
- 12.2.9 SS7 Advanced Intelligent Network (AIN) Access
- 12.2.9.1 When technically feasible and upon request by Xspedius, SS7 Access shall be made available in association with switching. SS7 AIN Access is the provisioning of AIN 0.1 triggers in an equipped BellSouth local switch and interconnection of the BellSouth SS7 network with the Xspedius SS7 network to exchange TCAP queries and responses with an Xspedius SCP.
- 12.2.9.2 SS7 AIN Access shall provide Xspedius SCP access to BellSouth local switch in association with switching via interconnection of BellSouth SS7 and Xspedius SS7 Networks. BellSouth shall offer SS7 access through its STPs. If BellSouth requires a mediation device on any part of its network specific to this form of access, BellSouth must route its messages in the same manner. The interconnection arrangement shall result in the BellSouth local switch recognizing the Xspedius SCP as at least at parity with BellSouth's SCPs in terms of interfaces, performance and capabilities.
- 12.3 Interface Requirements**
- 12.3.1 BellSouth shall provide the following STPs options to connect Xspedius or Xspedius-designated local switching systems or STPs to BellSouth SS7 network:
- 12.3.1.1 An A-link interface from Xspedius local switching systems; and,

- 12.3.1.2 A B-link interface from Xspedius local STPs.
- 12.3.2 Each type of interface shall be provided by one or more sets (layers) of signaling links.
- 12.3.3 The Signaling Point of Interconnection (SPOI) for each link shall be located at a cross-connect element, such as a DSX-1, in the Central Office (CO) where BellSouth STP is located. There shall be a DS1 or higher rate transport interface at each of the SPOIs. Each signaling link shall appear as a DS0 channel within the DS1 or higher rate interface. BellSouth shall offer higher rate DS1 signaling for interconnecting Xspedius local switching systems or STPs with BellSouth STPs as soon as these become approved ANSI standards and available capabilities of BellSouth STPs. BellSouth and Xspedius will work jointly to establish mutually acceptable SPOIs.
- 12.3.4 BellSouth CO shall provide intraoffice diversity between the SPOIs and BellSouth STPs, so that no single failure of intraoffice facilities or equipment shall cause the failure of both B-links in a layer connecting to a BellSouth STP. BellSouth and Xspedius will work jointly to establish mutually acceptable SPOIs.
- 12.3.5 BellSouth shall provide MTP and SCCP protocol interfaces that shall conform to all sections relevant to the MTP or SCCP in the following specifications:
- 12.3.5.1 Telcordia (formerly BellCore) GR-905-CORE, Common Channel Signaling Network Interface Specification (CCSNIS) Supporting Network Interconnection, Message Transfer Part (MTP), and Integrated Services Digital Network User Part (ISDNUP);
- 12.3.5.2 Telcordia (formerly BellCore) GR-1432-CORE, CCS Network Interface Specification (CCSNIS) Supporting Signaling Connection Control Part (SCCP) and Transaction Capabilities Application Part (TCAP).
- 12.3.6 Message Screening
- 12.3.6.1 BellSouth shall set message screening parameters so as to accept valid messages from Xspedius local or tandem switching systems destined to any signaling point within BellSouth's SS7 network where the Xspedius switching system has a legitimate signaling relation.
- 12.3.6.2 BellSouth shall set message screening parameters so as to pass valid messages from Xspedius local or tandem switching systems destined to any signaling point or network accessed through BellSouth's SS7 network where the Xspedius switching system has a legitimate signaling relation.
- 12.3.6.3 BellSouth shall set message screening parameters so as to accept and pass/send valid messages destined to and from Xspedius from any signaling point or

network interconnected through BellSouth's SS7 network where the Xspedius SCP has a legitimate signaling relation.

- 12.4 STPs shall be equal to or better than all of the requirements for STPs set forth in the following technical references:
- 12.4.1 ANSI T1.111-1992 American National Standard for Telecommunications - Signaling System Number 7 (SS7) - Message Transfer Part (MTP);
- 12.4.2 ANSI T1.111A-1994 American National Standard for Telecommunications - Signaling System Number 7 (SS7) - Message Transfer Part (MTP) Supplement;
- 12.4.3 ANSI T1.112-1992 American National Standard for Telecommunications - Signaling System Number 7 (SS7) - Signaling Connection Control Part (SCCP);
- 12.4.4 ANSI T1.115-1990 American National Standard for Telecommunications - Signaling System Number 7 (SS7) - Monitoring and Measurements for Networks;
- 12.4.5 ANSI T1.116-1990 American National Standard for Telecommunications - Signaling System Number 7 (SS7) - Operations, Maintenance and Administration Part (OMAP);
- 12.4.6 ANSI T1.118-1992 American National Standard for Telecommunications - Signaling System Number 7 (SS7) - Intermediate Signaling Network Identification (ISNI);
- 12.4.7 Telcordia (formerly BellCore) GR-905-CORE, Common Channel Signaling Network Interface Specification (CCSNIS) Supporting Network Interconnection, Message Transfer Part (MTP), and Integrated Services Digital Network User Part (ISDNUP); and
- 12.4.8 Telcordia (formerly BellCore) GR-1432-CORE, CCS Network Interface Specification (CCSNIS) Supporting Signaling Connection Control Part (SCCP) and Transaction Capabilities Application Part (TCAP).

13. Service Control Points/DataBases

13.1 Definition

- 13.1.1 Databases are the Network Elements that provide the functionality for storage of, access to, and manipulation of information required to offer a particular service and/or capability. Databases include, but are not limited to: Local Number Portability, LIDB, Toll Free Number Database, Automatic Location Identification/Data Management System, Calling Name Database, access to Service Creation Environment and Service Management System (SCE/SMS) application databases and Directory Assistance.

13.1.2 A Service Control Point (SCP) is a specific type of Database functionality deployed in a Signaling System 7 (SS7) network that executes service application logic in response to SS7 queries sent to it by a switching system also connected to the SS7 network. Service Management Systems provide operational interfaces to allow for provisioning, administration and maintenance of subscriber data and service application data stored in SCPs.

13.2 Technical Requirements for SCPs/Databases

Requirements for SCPs/Databases within this section address storage of information, access to information (e.g. signaling protocols, response times), and administration of information (e.g., provisioning, administration, and maintenance). All SCPs/Databases shall be provided to Xspedius in accordance with the following requirements.

13.2.1 BellSouth shall provide physical access to SCPs through the SS7 network and protocols with TCAP as the application layer protocol.

13.2.2 BellSouth shall provide physical interconnection to databases via industry standard interfaces and protocols (e.g. SS7, ISDN and X.25).

13.2.3 The reliability of interconnection options shall be consistent with requirements for diversity and survivability.

13.2.4 Database Availability

Call processing databases shall have a maximum unscheduled availability of 30 minutes per year. Unavailability due to software and hardware upgrades shall be scheduled during minimal usage periods and only be undertaken upon proper notification to providers which might be impacted. Any downtime associated with the provision of call processing related databases will impact all service providers, including BellSouth, equally.

13.2.5 The operational interface provided by BellSouth shall complete Database transactions (i.e., add, modify, delete) for Xspedius customer records stored in BellSouth databases within 3 days, or sooner where BellSouth provisions its own customer records within a shorter interval.

13.3 Local Number Portability Database

13.3.1 Definition

The Permanent Number Portability (PNP) database supplies routing numbers for calls involving numbers that have been ported from one local service provider to another. PNP is currently being worked in industry forums. The results of these forums will dictate the industry direction of PNP. BellSouth agrees to provide access to the PNP database at rates, terms and conditions as set forth by BellSouth and in accordance with an effective FCC or Commission directive.

13.4 Line Information Database (LIDB)

BellSouth will store in its LIDB only records relating to service in the BellSouth region. The LIDB Storage Agreement is included in this Attachment.

13.4.1 Definition

The Line Information Database (LIDB) is a transaction-oriented database accessible through Common Channel Signaling (CCS) networks. It contains records associated with end user Line Numbers and Special Billing Numbers. LIDB accepts queries from other Network Elements and provides appropriate responses. The query originator need not be the owner of LIDB data. LIDB queries include functions such as screening billed numbers that provides the ability to accept Collect or Third Number Billing calls and validation of Telephone Line Number based non-proprietary calling cards. The interface for the LIDB functionality is the interface between BellSouth CCS network and other CCS networks. LIDB also interfaces to administrative systems.

13.4.2 Technical Requirements

BellSouth will offer to Xspedius any additional capabilities that are developed for LIDB during the life of this Agreement.

- 13.4.2.1 BellSouth shall process Xspedius's Customer records in LIDB at least at parity with BellSouth customer records, with respect to other LIDB functions. BellSouth shall indicate to Xspedius what additional functions (if any) are performed by LIDB in the BellSouth network.
- 13.4.2.2 Within two (2) weeks after a request by Xspedius, BellSouth shall provide Xspedius with a list of the customer data items which Xspedius would have to provide in order to support each required LIDB function. The list shall indicate which data items are essential to LIDB function, and which are required only to support certain services. For each data item, the list shall show the data formats, the acceptable values of the data item and the meaning of those values.
- 13.4.2.3 BellSouth shall provide LIDB systems for which operating deficiencies that would result in calls being blocked, shall not exceed 30 minutes per year.
- 13.4.2.4 BellSouth shall provide LIDB systems for which operating deficiencies that would not result in calls being blocked shall not exceed 12 hours per year.
- 13.4.2.5 BellSouth shall provide LIDB systems for which the LIDB function shall be in overload no more than 12 hours per year.
- 13.4.2.6 All additions, updates and deletions of Xspedius data to the LIDB shall be solely at the direction of Xspedius. Such direction from Xspedius will not be required

where the addition, update or deletion is necessary to perform standard fraud control measures (e.g., calling card auto-deactivation).

- 13.4.2.7 BellSouth shall provide priority updates to LIDB for Xspedius data upon Xspedius's request (e.g., to support fraud detection), via password-protected telephone card, facsimile, or electronic mail within one hour of notice from the established BellSouth contact.
- 13.4.2.8 BellSouth shall provide LIDB systems such that no more than 0.01% of Xspedius customer records will be missing from LIDB, as measured by Xspedius audits. BellSouth will audit Xspedius records in LIDB against DBAS to identify record mismatches and provide this data to a designated Xspedius contact person to resolve the status of the records and BellSouth will update system appropriately. BellSouth will refer record of mis-matches to Xspedius within one business day of audit. Once reconciled records are received back from Xspedius, BellSouth will update LIDB the same business day if less than 500 records are received before 1:00PM Central Time. If more than 500 records are received, BellSouth will contact Xspedius to negotiate a time frame for the updates, not to exceed three business days.
- 13.4.2.9 BellSouth shall perform backup and recovery of all of Xspedius's data in LIDB including sending to LIDB all changes made since the date of the most recent backup copy, in at least the same time frame BellSouth performs backup and recovery of BellSouth data in LIDB for itself. Currently, BellSouth performs backups of the LIDB for itself on a weekly basis and when a new software release is scheduled, a backup is performed prior to loading the new release.
- 13.4.2.10 BellSouth shall provide Xspedius with LIDB reports of data which are missing or contain errors, as well as any misrouted errors, within a reasonable time period as negotiated between Xspedius and BellSouth.
- 13.4.2.11 BellSouth shall prevent any access to or use of Xspedius data in LIDB by BellSouth personnel that are outside of established administrative and fraud control personnel, or by any other Party that is not authorized by Xspedius in writing.
- 13.4.2.12 BellSouth shall provide Xspedius performance of the LIDB Data Screening function, which allows a LIDB to completely or partially deny specific query originators access to LIDB data owned by specific data owners, for Customer Data that is part of an NPA-NXX or RAO-0/1XX wholly or partially owned by Xspedius at least at parity with BellSouth Customer Data. BellSouth shall obtain from Xspedius the screening information associated with LIDB Data Screening of Xspedius data in accordance with this requirement. BellSouth currently does not have LIDB Data Screening capabilities. When such capability is available, BellSouth shall offer it to Xspedius under the Bona Fide Request/New Business Process as set forth in General Terms and Conditions .

- 13.4.2.13 BellSouth shall accept queries to LIDB associated with Xspedius customer records, and shall return responses in accordance with industry standards.
- 13.4.2.14 BellSouth shall provide mean processing time at the LIDB within 0.50 seconds under normal conditions as defined in industry standards.
- 13.4.2.15 BellSouth shall provide processing time at the LIDB within 1 second for 99% of all messages under normal conditions as defined in industry standards.

13.4.3 Interface Requirements

BellSouth shall offer LIDB in accordance with the requirements of this subsection.

- 13.4.3.1 The interface to LIDB shall be in accordance with the technical references contained within.
- 13.4.3.2 The CCS interface to LIDB shall be the standard interface described herein.
- 13.4.3.3 The LIDB Data Base interpretation of the ANSI-TCAP messages shall comply with the technical reference herein. Global Title Translation shall be maintained in the signaling network in order to support signaling network routing to the LIDB.

13.5 Toll Free Number Database

The Toll Free Number Database is a SCP that provides functionality necessary for toll free (e.g., 800 and 888) number services by providing routing information and additional so-called vertical features during call set-up in response to queries from SSPs. BellSouth shall provide the Toll Free Number Database in accordance with the following:

13.5.1 Technical Requirements

- 13.5.1.1 BellSouth shall make BellSouth Toll Free Number Database available for Xspedius to query with a toll-free number and originating information.
- 13.5.1.2 The Toll Free Number Database shall return carrier identification and, where applicable, the queried toll free number, translated numbers and instructions as it would in response to a query from a BellSouth switch.
- 13.5.1.3 The SCP shall also provide, at Xspedius's option, such additional feature as described in SR-TSV-002275 (BOC Notes on BellSouth Networks, SR-TSV-002275, Issue 2, (Telcordia (formerly BellCore), April 1994)) as are available to BellSouth. These may include but are not limited to:
 - 13.5.1.3.1 Network Management;
 - 13.5.1.3.2 Customer Sample Collection; and

13.5.1.3.3 Service Maintenance

13.6 Automatic Location Identification/Data Management System (ALI/DMS)

The ALI/DMS Database contains end user information (including name, address, telephone information, and sometimes special information from the local service provider or end user) used to determine to which Public Safety Answering Point (PSAP) to route the call. The ALI/DMS database is used to provide more routing flexibility for E911 calls than Basic 911. BellSouth shall provide the Emergency Services Database in accordance with the following:

13.6.1 Technical Requirements

13.6.1.1 BellSouth shall offer Xspedius a data link to the ALI/DMS database or permit Xspedius to provide its own data link to the ALI/DMS database. BellSouth shall provide error reports from the ALI/DMS database to Xspedius immediately after Xspedius inputs information into the ALI/DMS database. Alternately, Xspedius may utilize BellSouth, to enter end user information into the data base on a demand basis, and validate end user information on a demand basis.

13.6.1.2 The ALI/DMS database shall contain the following end user information:

13.6.1.2.1 Name;

13.6.1.2.2 Address;

13.6.1.2.3 Telephone number; and

13.6.1.2.4 Other information as appropriate (e.g., whether a end user is blind or deaf or has another disability).

13.6.1.3 When BellSouth is responsible for administering the ALI/DMS database in its entirety, ported number NXXs entries for the ported numbers should be maintained unless Xspedius requests otherwise and shall be updated if Xspedius requests, provided Xspedius supplies BellSouth with the updates.

13.6.1.4 When Remote Call Forwarding (RCF) is used to provide number portability to the local end user and a remark or other appropriate field information is available in the database, the shadow or “forwarded-to” number and an indication that the number is ported shall be added to the customer record.

13.6.1.5 If BellSouth is responsible for configuring PSAP features (for cases when the PSAP or BellSouth supports an ISDN interface) it shall ensure that CLASS Automatic Recall (Call Return) is not used to call back to the ported number. Although BellSouth currently does not have ISDN interface, BellSouth agrees to comply with this requirement once ISDN interfaces are in place.

13.6.2 Interface Requirements

The interface between the E911 Switch or Tandem and the ALI/DMS database for Xspedius end users shall meet industry standards.

- 13.7** **Calling Name (CNAM) Database Service.** The Agreement for Calling Name (CNAM) with standard pricing is included as Exhibit B to this Attachment. Xspedius must provide to its account manager a written request with a requested activation date to activate this service. If Xspedius is interested in requesting CNAM with volume and term pricing, Xspedius must contact its account manager to request a separate CNAM volume and term Agreement.
- 13.8 SCPs/Databases shall be equal to or better than all of the requirements for SCPs/Databases set forth in the following technical references:
- 13.8.1 GR-246-CORE, Bell Communications Research Specification of Signaling System Number 7, ISSUE 1 (Telcordia (formerly BellCore), December 1999);
- 13.8.2 GR-1432-CORE, CCS Network Interface Specification (CCSNIS) Supporting Signaling Connection Control Part (SCCP) and Transaction Capabilities Application Part (TCAP). (Telcordia (formerly BellCore), March 1994);
- 13.8.3 GR-954-CORE, CCS Network Interface Specification (CCSNIS) Supporting Line Information Database (LIDB) Service 6, Issue 1, Rev. 1 (Telcordia (formerly BellCore), October 1995);
- 13.8.4 GR-1149-CORE, OSSGR Section 10: System Interfaces, Issue 1 (Telcordia (formerly BellCore), October 1995) (Replaces TR-NWT-001149);
- 13.8.5 Telcordia (formerly BellCore) GR-1158-CORE, OSSGR Section 22.3: Line Information Database 6, Issue (Telcordia (formerly BellCore), October 1995);
- 13.8.6 Telcordia (formerly BellCore) GR-1428-CORE, CCS Network Interface Specification (CCSNIS) Supporting Toll Free Service (Telcordia (formerly BellCore), May 1995); and
- 13.8.7 BOC Notes on BellSouth Networks, SR-TSV-002275, ISSUE 2, (Telcordia (formerly BellCore), April 1994).
- 13.9 Service Creation Environment and Service Management System (SCE/SMS) Advanced Intelligent Network (AIN) Access.
- 13.9.1 BellSouth's Service Creation Environment and Service Management System (SCE/SMS) Advanced Intelligent Network (AIN) Access shall provide Xspedius the capability that will allow Xspedius and other third parties to create service applications in a BellSouth Service Creation Environment and deploy those applications in a BellSouth SMS to a BellSouth SCP. The third party service

applications interact with AIN triggers provisioned on a BellSouth SSP.

- 13.9.2 BellSouth's SCE/SMS AIN Access shall provide access to SCE hardware, software, testing and technical support (e.g., help desk, system administrator) resources available to Xspedius. Scheduling procedures shall provide Xspedius equivalent priority to these resources
- 13.9.3 BellSouth SCP shall partition and protect Xspedius service logic and data from unauthorized access, execution or other types of compromise.
- 13.9.4 When Xspedius selects SCE/SMS AIN Access, BellSouth shall provide training, documentation, and technical support to enable Xspedius to use BellSouth's SCE/SMS AIN Access to create and administer applications. Training, documentation, and technical support will address use of SCE and SMS access and administrative functions, but will not include support for the creation of a specific service application.
- 13.9.5 When Xspedius selects SCE/SMS AIN Access, BellSouth shall provide for a secure, controlled access environment in association with its internal use of AIN components. Xspedius access will be provided via remote data connection (e.g., dial-in, ISDN).
- 13.9.6 When Xspedius selects SCE/SMS AIN Access, BellSouth shall allow Xspedius to download data forms and/or tables to BellSouth SCP via BellSouth SMS without intervention from BellSouth (e.g., service customization and end user subscription).

14. DARK FIBER

BellSouth agrees to offer access to Dark Fiber pursuant to the terms and conditions following and at the rates set forth in this Attachment.

- 14.1.1 Dark Fiber is defined as BellSouth's optical transmission facilities without attached multiplexing, aggregation or other electronics. Xspedius may utilize Dark Fiber for either loops or transport. Dark Fiber does not have electronics on either end of the Dark Fiber segment. It may be strands of optical fiber existing in aerial or underground structure. No regeneration or optical amplification will be included with this element.
- 14.2 Requirements
- 14.2.1 BellSouth shall make available Dark Fiber where it exists in BellSouth's network and where, as a result of future building or deployment, it becomes available. BellSouth shall offer all Dark Fiber to Xspedius pursuant to the prices set forth in this Attachment.

- 14.2.2 Xspedius may test the quality of the Dark Fiber to confirm its usability and performance specifications.
- 14.2.3 BellSouth shall use its best efforts to provide to Xspedius information regarding the location, availability and performance of Dark Fiber within ten (10) business days for a records based answer and twenty (20) business days for a field based answer, after receiving a request from Xspedius ("Request"). Within such time period, BellSouth shall send written confirmation of availability of the Dark Fiber ("Confirmation").
- 14.2.4 BellSouth shall use its best efforts to make Dark Fiber available to Xspedius within thirty (30) business days after it receives written confirmation from Xspedius that the Dark Fiber previously deemed available by BellSouth is wanted for use by Xspedius. This includes identification of appropriate connection points (e.g., Light Guide Interconnection (LGX) or splice points) to enable Xspedius to connect or splice Xspedius provided transmission media (e.g., optical fiber) or equipment to the Dark Fiber.

15. **SS7 Network Interconnection**

15.1.1 Definition

SS7 Network Interconnection is the interconnection of Xspedius local Signaling Transfer Point Switches (STP) and Xspedius local or tandem switching systems with BellSouth STPs. This interconnection provides connectivity that enables the exchange of SS7 messages among BellSouth switching systems and databases (DBs), Xspedius local or tandem switching systems, and other third-party switching systems directly connected to the BellSouth SS7 network.

15.1.2 Technical Requirements

15.1.2.1 SS7 Network Interconnection shall provide connectivity to all components of the BellSouth SS7 network. These include:

15.1.2.1.1 BellSouth local or tandem switching systems;

15.1.2.1.2 BellSouth DBs; and

15.1.2.1.3 Other third-party local or tandem switching systems.

15.1.2.2 The connectivity provided by SS7 Network Interconnection shall fully support the functions of BellSouth switching systems and DBs and Xspedius or other third-party switching systems with A-link access to the BellSouth SS7 network.

If traffic is routed based on dialed or translated digits between an Xspedius local switching system and a BellSouth or other third-party local switching system, either directly or via a BellSouth tandem switching system, then it is a requirement that the BellSouth SS7 network convey via SS7 Network

Interconnection the TCAP messages that are necessary to provide Call Management services (Automatic Callback, Automatic Recall, and Screening List Editing) between the Xspedius local STPs and BellSouth or other third-party local switch.

- 15.1.2.3 When the capability to route messages based on Intermediate Signaling Network Identifier (ISNI) is generally available on BellSouth STPs, the BellSouth SS7 Network shall also convey TCAP messages using SS7 Network Interconnection in similar circumstances where the BellSouth switch routes traffic based on a Carrier Identification Code (CIC).
- 15.1.2.4 SS7 Network Interconnection shall provide all functions of the MTP as specified in ANSI T1.111. This includes:
 - 15.1.2.4.1 Signaling Data Link functions, as specified in ANSI T1.111.2;
 - 15.1.2.4.2 Signaling Link functions, as specified in ANSI T1.111.3; and
 - 15.1.2.4.3 Signaling Network Management functions, as specified in ANSI T1.111.4.
- 15.1.2.5 SS7 Network Interconnection shall provide all functions of the SCCP necessary for Class 0 (basic connectionless) service, as specified in ANSI T1.112. In particular, this includes Global Title Translation (GTT) and SCCP Management procedures, as specified in T1.112.4. Where the destination signaling point is a BellSouth switching system or DB, or is another third-party local or tandem switching system directly connected to the BellSouth SS7 network, SS7 Network Interconnection shall include final GTT of messages to the destination and SCCP Subsystem Management of the destination. Where the destination signaling point is an Xspedius local or tandem switching system, SS7 Network Interconnection shall include intermediate GTT of messages to a gateway pair of Xspedius local STPs, and shall not include SCCP Subsystem Management of the destination.
- 15.1.2.6 SS7 Network Interconnection shall provide all functions of the Integrated Services Digital Network User Part (ISDNUP), as specified in ANSI T1.113.
- 15.1.2.7 SS7 Network Interconnection shall provide all functions of the TCAP, as specified in ANSI T1.114.
- 15.1.2.8 If and when Internetwork MTP Routing Verification Test (MRVT) and SCCP Routing Verification Test (SRVT) become approved ANSI standards and available capabilities of BellSouth STPs, SS7 Network Interconnection shall provide these functions of the OMAP.
- 15.1.2.9 SS7 Network Interconnection shall be equal to or better than the following performance requirements:
 - 15.1.2.9.1 MTP Performance, as specified in ANSI T1.111.6;

- 15.1.2.9.2 SCCP Performance, as specified in ANSI T1.112.5; and
- 15.1.2.9.3 ISDNUP Performance, as specified in ANSI T1.113.5.
- 15.1.3 Interface Requirements
 - 15.1.3.1 BellSouth shall offer the following SS7 Network Interconnection options to connect Xspedius or Xspedius-designated local or tandem switching systems or STPs to the BellSouth SS7 network:
 - 15.1.3.1.1 A-link interface from Xspedius local or tandem switching systems; and
 - 15.1.3.1.2 B-link interface from Xspedius STPs.
 - 15.1.3.2 The Signaling Point of Interconnection (SPOI) for each link shall be located at a cross-connect element, such as a DSX-1, in the Central Office (CO) where the BellSouth STP is located. There shall be a DS1 or higher rate transport interface at each of the SPOIs. Each signaling link shall appear as a DS0 channel within the DS1 or higher rate interface. BellSouth shall offer higher rate DS1 signaling links for interconnecting Xspedius local switching systems or STPs with BellSouth STPs as soon as these become approved ANSI standards and available capabilities of BellSouth STPs. BellSouth and Xspedius will work jointly to establish mutually acceptable SPOI.
 - 15.1.3.3 BellSouth CO shall provide intraoffice diversity between the SPOIs and the BellSouth STP, so that no single failure of intraoffice facilities or equipment shall cause the failure of both B-links in a layer connecting to a BellSouth STP. BellSouth and Xspedius will work jointly to establish mutually acceptable SPOI.
 - 15.1.3.4 The protocol interface requirements for SS7 Network Interconnection include the MTP, ISDNUP, SCCP, and TCAP. These protocol interfaces shall conform to the following specifications:
 - 15.1.3.4.1 Telcordia (formerly BellCore) GR-905-CORE, Common Channel Signaling Network Interface Specification (CCSNIS) Supporting Network Interconnection, Message Transfer Part (MTP), and Integrated Services Digital Network User Part (ISDNUP);
 - 15.1.3.4.2 Telcordia (formerly BellCore) GR-1428-CORE, CCS Network Interface Specification (CCSNIS) Supporting Toll Free Service;
 - 15.1.3.4.3 Telcordia (formerly BellCore) GR-1429-CORE, CCS Network Interface Specification (CCSNIS) Supporting Call Management Services; and
 - 15.1.3.4.4 Telcordia (formerly BellCore) GR-1432-CORE, CCS Network Interface Specification (CCSNIS) Supporting Signaling Connection Control Part (SCCP) and Transaction Capabilities Application Part (TCAP).

- 15.1.3.5 BellSouth shall set message screening parameters to block accept messages from Xspedius local or tandem switching systems destined to any signaling point in the BellSouth SS7 network with which the Xspedius switching system has a legitimate signaling relation.
- 15.1.4 SS7 Network Interconnection shall be equal to or better than all of the requirements for SS7 Network Interconnection set forth in the following technical references:
 - 15.1.4.1 ANSI T1.110-1992 American National Standard Telecommunications - Signaling System Number 7 (SS7) - General Information;
 - 15.1.4.2 ANSI T1.111-1992 American National Standard for Telecommunications - Signaling System Number 7 (SS7) - Message Transfer Part (MTP);
 - 15.1.4.3 ANSI T1.111A-1994 American National Standard for Telecommunications - Signaling System Number 7 (SS7) - Message Transfer Part (MTP) Supplement;
 - 15.1.4.4 ANSI T1.112-1992 American National Standard for Telecommunications - Signaling System Number 7 (SS7) - Signaling Connection Control Part (SCCP);
 - 15.1.4.5 ANSI T1.113-1995 American National Standard for Telecommunications - Signaling System Number 7 (SS7) - Integrated Services Digital Network (ISDN) User Part;
 - 15.1.4.6 ANSI T1.114-1992 American National Standard for Telecommunications - Signaling System Number 7 (SS7) - Transaction Capabilities Application Part (TCAP);
 - 15.1.4.7 ANSI T1.115-1990 American National Standard for Telecommunications - Signaling System Number 7 (SS7) - Monitoring and Measurements for Networks;
 - 15.1.4.8 ANSI T1.116-1990 American National Standard for Telecommunications - Signaling System Number 7 (SS7) - Operations, Maintenance and Administration Part (OMAP);
 - 15.1.4.9 ANSI T1.118-1992 American National Standard for Telecommunications - Signaling System Number 7 (SS7) - Intermediate Signaling Network Identification (ISNI);
 - 15.1.4.10 Telcordia (formerly BellCore) GR-905-CORE, Common Channel Signaling Network Interface Specification (CCSNIS) Supporting Network Interconnection, Message Transfer Part (MTP), and Integrated Services Digital Network User Part (ISDNUP);
 - 15.1.4.11 Telcordia (formerly BellCore) GR-954-CORE, CCS Network Interface Specification (CCSNIS) Supporting Line Information Database (LIDB) Service;

- 15.1.4.12 Telcordia (formerly BellCore) GR-1428-CORE, CCS Network Interface Specification (CCSNIS) Supporting Toll Free Service;
- 15.1.4.13 Telcordia (formerly BellCore) GR-1429-CORE, CCS Network Interface Specification (CCSNIS) Supporting Call Management Services; and,
- 15.1.4.14 Telcordia (formerly BellCore) GR-1432-CORE, CCS Network Interface Specification (CCSNIS) Supporting Signaling Connection Control Part (SCCP) and Transaction Capabilities Application Part (TCAP).

16. Basic 911 and E911

If Xspedius orders network elements and other services, then Xspedius is also responsible for providing E911 to its end users. BellSouth agrees to offer access to the 911/E911 network pursuant to the following terms and conditions set forth in this Attachment.

16.1 Definition

Basic 911 and E911 is an additional requirement that provides a caller access to the applicable emergency service bureau by dialing a 3-digit universal telephone number (911).

16.2 Requirements

16.2.1 Basic 911 Service Provisioning. For Basic 911 service, BellSouth will provide to Xspedius a list consisting of each municipality that subscribes to Basic 911 service. The list will also provide, if known, the E911 conversion date for each municipality and, for network routing purposes, a ten-digit directory number representing the appropriate emergency answering position for each municipality subscribing to 911. Xspedius will be required to arrange to accept 911 calls from its end users in municipalities that subscribe to Basic 911 service and translate the 911 call to the appropriate 10-digit directory number as stated on the list provided by BellSouth. Xspedius will be required to route that call to BellSouth at the appropriate tandem or end office. When a municipality converts to E911 service, Xspedius will be required to discontinue the Basic 911 procedures and being using E911 procedures.

16.2.2 E911 Service Provisioning. For E911 service, Xspedius will be required to install a minimum of two dedicated trunks originating from the Xspedius serving wire center and terminating to the appropriate E911 tandem. The dedicated trunks shall be, at a minimum, DS-0 level trunks configured either as a 2-wire analog interface or as part of a digital (1.544 Mb/s) interface. Either configuration shall use CAMA-type signaling with multifrequency (“MF”) pulsing that will deliver automatic number identification (“ANI”) with the voice portion of the call. If the user interface is digital, MF pulses, as well as other AC signals, shall be encoded per the u-255 Law convention. Xspedius will be required to provide BellSouth

daily updates to the E911 database. Xspedius will be required to forward 911 calls to the appropriate E911 tandem, along with ANI, based upon the current E911 end office to tandem homing arrangement as provided by BellSouth. If the E911 tandem trunks are not available, Xspedius will be required to route the call to a designated 7-digit local number residing in the appropriate Public Service Answering Point (“PSAP”). This call will be transported over BellSouth’s interoffice network and will not carry the ANI of the calling party. Xspedius shall be responsible for providing BellSouth with complete and accurate data for submission to the 911/E911 database for the purpose of providing 911/E911 to its end users.

16.2.3 Rates. Charges for 911/E911 service are borne by the municipality purchasing the service. BellSouth will impose no charge on Xspedius beyond applicable charges for BellSouth trunking arrangements.

16.2.4 Basic 911 and E911 functions provided to Xspedius shall be at least at parity with the support and services that BellSouth provides to its end users for such similar functionality.

Detailed Practices and Procedures. The detailed practices and procedures contained in the E911 Local Exchange Carrier Guide For Facility-Based Providers as amended from time to time during the term of this Agreement will determine the appropriate practices and procedures for BellSouth and Xspedius to follow in providing 911/E911 services.

17. Combinations

17.1 For purposes of this Section, references to “Already Combined” network elements shall mean that such network elements are in fact already combined by BellSouth in the BellSouth network to provide service to a particular end user at a particular location.

17.2 EELs

17.2.1 Where necessary to comply with an effective FCC and/or State Commission order, or as otherwise mutually agreed by the Parties, BellSouth shall offer access to loop and transport combinations, also known as the Enhanced Extended Link (“EEL”) as defined in Section 17.3 below.

17.2.2 Subject to Section 17.2.3 below, BellSouth will provide access to the EEL in the combinations set forth in 17.3 following. This offering is intended to provide connectivity from an end user’s location through that end user’s SWC to Xspedius’s POP serving wire center. The circuit must be connected to Xspedius’s switch for the purpose of provisioning telecommunications services, including telephone exchange

- service, to Xspedius's end-user customers. Except as provided for in paragraph 22 of the FCC's Supplemental Order Clarification, released June 2, 2000, in CC Docket No. 96-98 ("June 2, 2000 Order"), the EEL will be connected to Xspedius's facilities in Xspedius's collocation space at the POP SWC. Xspedius may purchase BellSouth's access facilities between Xspedius's POP and Xspedius's collocation space at the POP SWC.
- 17.2.3 BellSouth shall provide EEL combinations to Xspedius in the state of Georgia regardless of whether or not such EELs are Already Combined. In all other states, BellSouth shall make available to Xspedius those EEL combinations described in Section 4.3 below only to the extent such combinations are Already Combined.
- 17.2.4 BellSouth will make available EEL combinations to Xspedius in density Zone 1, as defined in 47 C.F.R. 69.123 as of January 1, 1999, in the Miami, Orlando, Fort Lauderdale, Charlotte, New Orleans, Greensboro and Nashville MSAs, regardless of whether or not such EELs are Already Combined.
- 17.2.5 Additionally, BellSouth shall make available to Xspedius a combination of an unbundled loop and tariffed special access interoffice facilities. To the extent Xspedius will require multiplexing functionality in connection with such combination, BellSouth will provide access to multiplexing within the central office pursuant to the terms, conditions and rates set forth in its Access Services Tariffs. The combination of an unbundled loop and tariffed special access interoffice facilities and any associated tariffed services, including but not limited to multiplexing, shall not be eligible for conversion to UNEs as described in Section 17.5 below. Where multiplexing functionality is required in connection with loop and transport combinations, such multiplexing will be provided at the rates and on the terms set forth in this Agreement.
- 17.3 EEL Combinations
- 17.3.1 DS1 Interoffice Channel + DS1 Channelization + 2-wire VG Local Loop
- 17.3.2 DS1 Interoffice Channel + DS1 Channelization + 4-wire VG Local Loop
- 17.3.3 DS1 Interoffice Channel + DS1 Channelization + 2-wire ISDN Local Loop
- 17.3.4 DS1 Interoffice Channel + DS1 Channelization + 4-wire 56 kbps Local Loop
- 17.3.5 DS1 Interoffice Channel + DS1 Channelization + 4-wire 64 kbps Local Loop
- 17.3.6 DS1 Interoffice Channel + DS1 Local Loop
- 17.3.7 DS3 Interoffice Channel + DS3 Local Loop
- 17.3.8 STS-1 Interoffice Channel + STS-1 Local Loop

- 17.3.9 DS3 Interoffice Channel + DS3 Channelization + DS1 Local Loop
- 17.3.10 STS-1 Interoffice Channel + DS3 Channelization + DS1 Local Loop
- 17.3.11 2-wire VG Interoffice Channel + 2-wire VG Local Loop
- 17.3.12 4wire VG Interoffice Channel + 4-wire VG Local Loop
- 17.3.13 4-wire 56 kbps Interoffice Channel + 4-wire 56 kbps Local Loop
- 17.3.14 4-wire 64 kbps Interoffice Channel + 4-wire 64 kbps Local Loop

17.4 Other Network Element Combinations

In the state of Georgia, BellSouth shall make available to Xspedius, in accordance with Section 17.6 below: (1) combinations of network elements other than EELs that are Already Combined; and (2) combinations of network elements other than EELs that are not Already Combined but that BellSouth ordinarily combines in its network. In all other states, BellSouth shall make available to Xspedius, in accordance with Section 17.6 below, combinations of network elements other than EELs only to the extent such combinations are Already Combined.

17.5 Special Access Service Conversions

17.5.1 Xspedius may not convert special access services to combinations of loop and transport network elements, whether or not Xspedius self-provides its entrance facilities (or obtains entrance facilities from a third party), unless Xspedius uses the combination to provide a “significant amount of local exchange service” (as described in Section 17.5.2 below), in addition to exchange access service, to a particular customer.

17.5.2 For the purpose of special access conversions, a “significant amount of local exchange service” is as defined in the FCC’s June 2, 2000 Order. The Parties agree to incorporate by reference paragraph 22 of the June 2, 2000 Order. When Xspedius requests conversion of special access circuits, Xspedius will self-certify to BellSouth in the manner specified in paragraph 29 of the June 2, 2000 Order that the circuits to be converted qualify for conversion. In addition there may be extraordinary circumstances where Xspedius is providing a significant amount of local exchange service, but does not qualify under any of the three options set forth in paragraph 22 of June 2, 2000 Order. In such case, Xspedius may petition the FCC for a waiver of the local usage options set forth in the June 2, 2000 Order. If a waiver is granted, then upon Xspedius’s request the Parties shall amend this Agreement to the extent

- necessary to incorporate the terms of such waiver for such extraordinary circumstance.
- 17.5.3 Upon request for conversions of up to 15 circuits from special access to EELs, BellSouth shall perform such conversions within seven (7) days from BellSouth's receipt of a valid, error free service order from Xspedius. Requests for conversions of fifteen (15) or more circuits from special access to EELs will be provisioned on a project basis. Conversions should not require the special access circuit to be disconnected and reconnected because only the billing information or other administrative information associated with the circuit will change when Xspedius requests a conversion. The Access Service Request process will be used for conversion requests.
- 17.5.4 BellSouth may, at its sole expense, and upon thirty (30) days notice to Xspedius, audit Xspedius's records not more than once in any twelve month period, unless an audit finds non-compliance with the local usage options referenced in the June 2, 2000 Order, in order to verify the type of traffic being transmitted over combinations of loop and transport network elements. If, based on its audits, BellSouth concludes that Xspedius is not providing a significant amount of local exchange traffic over the combinations of loop and transport network elements, BellSouth may file a complaint with the appropriate Commission, pursuant to the dispute resolution process set forth in this Agreement. In the event that BellSouth prevails, BellSouth may convert such combinations of loop and transport network elements to special access services and may seek appropriate retroactive reimbursement from Xspedius.
- 17.6 Rates
- 17.6.1 Georgia
- 17.6.1.1 The non-recurring and recurring rates for the EEL Combinations of network elements set forth in 17.3, whether Already Combined or new, are as set forth in this Attachment.
- 17.6.1.2 On an interim basis, for combinations of loop and transport network elements not set forth in Section 17.3, where the elements are not Already Combined but are ordinarily combined in BellSouth's network, the non-recurring and recurring charges for such UNE combinations shall be the sum of the stand-alone non-recurring and recurring charges of the network elements which make up the combination. These interim rates shall be subject to true-up based on the Commission's review of BellSouth's cost studies.
- 17.6.1.3 To the extent that Xspedius seeks to obtain other combinations of network elements that BellSouth ordinarily combines in its network which have not been specifically priced by the Commission when purchased in combined form, Xspedius, at its option, can request that such rates be determined pursuant to the Bona Fide Request/New Business Request (NBR) process set forth in this Agreement.

17.6.2 All Other States

17.6.2.1 Subject to Section 17.2.3 and 17.4 preceding, all other states, the rates for (1) Already Combined EEL combinations set forth in Section 17.3, and (2) other combinations of network elements that are Already Combined in the network will be the sum of the recurring rates for the individual network elements plus a nonrecurring charge as specified in Exhibit A hereto.

17.6.2.2 Rates for new EEL combinations in Density Zone 1 in the Miami, Orlando, Fort Lauderdale, Charlotte, New Orleans, Greensboro and Nashville MSAs shall be as set forth in Exhibit A hereto; provided, however, that to the extent a rate is not established in Exhibit A, the rate shall be the sum of the recurring and nonrecurring charges for the individual network elements as set forth in Exhibit A to this Attachment, unless otherwise established by the Commission.

17.7 Port/Loop Combinations

17.7.1 At Xspedius's request, BellSouth shall provide access to combinations of port and loop network elements, as set forth in Section 17.7.4 below, that are Already Combined in BellSouth's network except as specified in Sections 17.7.1.1 and 17.7.1.2 below, consistent with the requirements of 47 C.F.R. 315(b) and all applicable FCC and Commission rules and policies.

17.7.1.1 BellSouth shall not provide access to combinations of unbundled port and loop network elements in locations where, pursuant to FCC rules, BellSouth is not required to provide circuit switching as an unbundled network element.

17.7.1.2 In accordance with effective and applicable FCC rules, BellSouth shall not provide unbundled circuit switching in density Zone 1, as defined in 47 C.F.R. 69.123 as of January 1, 1999, of the Atlanta, Miami, Orlando, Fort Lauderdale, Charlotte, New Orleans, Greensboro and Nashville MSAs to Xspedius if Xspedius's customer has 4 or more DS0 equivalent lines.

17.7.2 In Georgia, BellSouth shall provide combinations of port and loop network elements to Xspedius regardless of whether or not such combinations are Already Combined except in those locations where BellSouth is not required to provide unbundled circuit switching, as set forth in Section 17.7.1.1 above. In all other states, and subject to Sections 17.7.1.1 and 17.7.1.2 above, BellSouth shall provide combinations of port and loop network elements to Xspedius only to the extent such elements are Already Combined.

17.7.3 Rates for Combinations of Loop and Port Network Elements

17.7.3.1 Rates for combinations of loop and port network elements, as set forth in Section 17.7.4, are provided in Exhibit A of this Attachment.

17.7.3.2 Rates for Circuit Switching

- 17.7.3.2.1 Rates for circuit switching, where BellSouth is not required, pursuant to Sections 17.7.1.1 and 17.7.1.2, to provide circuit switching are as set forth in Exhibit A of this Attachment.
- 17.7.4 Combination Offerings
- 17.7.4.1 2-wire voice grade port, voice grade loop, unbundled end office switching, unbundled end office trunk port, common transport per mile per MOU, common transport facilities termination, tandem switching, and tandem trunk port.
- 17.7.4.2 2-wire voice grade DID port, voice grade loop, unbundled end office switching, unbundled end office trunk port, common transport per mile per MOU, common transport facilities termination, tandem switching, and tandem trunk port.
- 17.7.4.3 2-wire CENTREX port, voice grade loop, unbundled end office switching, unbundled end office trunk port, common transport per mile per MOU, common transport facilities termination, tandem switching, and tandem trunk port.
- 17.7.4.4. 2-wire ISDN Basic Rate Interface, voice grade loop, unbundled end office switching, unbundled end office trunk port, common transport per mile per MOU, common transport facilities termination, tandem switching, and tandem trunk port.
- 17.7.4.5 2-wire ISDN Primary Rate Interface, DS1 loop, unbundled end office switching, unbundled end office trunk port, common transport per mile per MOU, common transport facilities termination, tandem switching, and tandem trunk port.
- 17.7.4.6 4-wire DS1 Trunk port, DS1 Loop, unbundled end office switching, unbundled end office trunk port, common transport per mile per MOU, common transport facilities termination, tandem switching, and tandem trunk port.

18. Rates

18.1. General

The prices that Xspedius shall pay to BellSouth for Network Elements and Other Services are set forth in Exhibit C to this Attachment.

18.2. Operations Support Systems (“OSS”)

BellSouth shall provide nondiscriminatory access in accordance with FCC Rule 51.311 and Section 251(c)(3) of the Act to OSS on an unbundled basis to Xspedius for the provision of a telecommunications service. OSS functions consist of pre-ordering, ordering, provisioning, maintenance and repair, and billing functions supported by BellSouth’s databases and information. Subject to applicable and effective FCC rules and orders, BellSouth, as part of its duty to provide access to the pre-ordering function, shall provide Xspedius with

nondiscriminatory access to the same detailed information about the loop that is available to its own retail unit. The rate associated with BellSouth's provision of loop qualification information shall be as set forth in this Attachment.

All Local Service Requests ("LSRs") submitted for products and services under this Attachment will be subject to the OSS charges set forth in the General Terms and Conditions of this Agreement.

18.3

True-up

This section applies only to Tennessee.

The interim prices for Network Elements and Other Services and Local Interconnection shall be subject to true-up according to the following procedures:

1. The interim prices shall be trued-up, either up or down, based on final prices determined either by further agreement between the Parties, or by a final order (including any appeals) of the Commission which final order meets the criteria of (3) below. The Parties shall implement the true-up by comparing the actual volumes and demand for each item, together with interim prices for each item, with the final prices determined for each item. Each Party shall keep its own records upon which the true-up can be based, and any final payment from one Party to the other shall be in an amount agreed upon by the Parties based on such records. In the event of any disagreement as between the records or the Parties regarding the amount of such true-up, the Parties agree that the body having jurisdiction over the matter shall be called upon to resolve such differences, or the Parties may mutually agree to submit the matter to the Dispute Resolution process in accordance with the provisions of Section 16 of the General Terms and Conditions and Attachment 1 of the Agreement.
2. The Parties may continue to negotiate toward final prices, but in the event that no such Agreement is reached within nine (9) months, either Party may petition the Commission to resolve such disputes and to determine final prices for each item. Alternatively, upon mutual agreement, the Parties may submit the matter to the Dispute Resolution Process set forth in Section 16 of the General Terms and Conditions and Attachment 1 of the Agreement, so long as they file the resulting Agreement with the Commission as a "negotiated Agreement" under Section 252(e) of the Act.
3. A final order of this Commission that forms the basis of a true-up shall be the final order as to prices based on appropriate cost studies, or potentially may be a final order in any other Commission proceeding which meets the following criteria:

- (a) BellSouth and CLEC is entitled to be a full Party to the proceeding;
- (b) It shall apply the provisions of the federal Telecommunications Act of 1996, including but not limited to Section 252(d)(1) (which contains pricing standards) and all then-effective implementing rules and regulations; and,
- (c) It shall include as an issue the geographic deaveraging of network element and other services prices, which deaveraged prices, if any are required by said final order, shall form the basis of any true-up.

18.4 Geographic Deaveraging

The Parties acknowledge that this Agreement contains geographically deaveraged rates consistent with 47 C.F.R. 51.507(f) for all states except North Carolina. Upon adoption of geographically deaveraged rates by the North Carolina Utilities Commission, the Parties shall amend this Agreement to include such rates. Prior thereto, rates for the state of North Carolina shall be as set forth in this Agreement.

EXHIBIT A

**LINE INFORMATION DATA BASE (LIDB)
STORAGE AGREEMENT**

I. SCOPE

A. This Agreement sets forth the terms and conditions pursuant to which BST agrees to store in its LIDB certain information at the request of the Local Exchange Company and pursuant to which BST, its LIDB customers and Local Exchange Carrier shall have access to such information. Local Exchange Carrier understands that BST provides access to information in its LIDB to various telecommunications service providers pursuant to applicable tariffs and agrees that information stored at the request of Local Exchange Carrier, pursuant to this Agreement, shall be available to those telecommunications service providers. The terms and conditions contained in the attached Addendum(s) are hereby made a part of this Agreement as if fully incorporated herein.

B. LIDB is accessed for the following purposes:

1. Billed Number Screening
2. Calling Card Validation
3. Fraud Control

C. BST will provide seven days per week, 24-hours per day, fraud monitoring on Calling Cards, bill-to-third and collect calls made to numbers in BST's LIDB, provided that such information is included in the LIDB query. BST will establish fraud alert thresholds and will notify the Local Exchange Company of fraud alerts so that the Local Exchange Company may take action it deems appropriate. Local Exchange Company understands and agrees BST will administer all data stored in the LIDB, including the data provided by Local Exchange Company pursuant to this Agreement, in the same manner as BST's data for BST's end user customers. BST shall not be responsible to Local Exchange Company for any lost revenue which may result from BST's administration of the LIDB pursuant to its established practices and procedures as they exist and as they may be changed by BST in its sole discretion from time to time.

Local Exchange Company understands that BST currently has in effect numerous billing and collection agreements with various interexchange carriers and billing clearing houses. Local Exchange Company further understands that these billing and collection customers of BST query BST's LIDB to determine whether to accept

various billing options from end users. Additionally, Local Exchange Company understands that presently BST has no method to differentiate between BST's own billing and line data in the LIDB and such data which it includes in the LIDB on Local Exchange Company's behalf pursuant to this Agreement. Therefore, until such time as BST can and does implement in its LIDB and its supporting systems the means to differentiate Local Exchange Company's data from BST's data and the Parties to this Agreement execute appropriate amendments hereto, the following terms and conditions shall apply:

(a) The Local Exchange Company agrees that it will accept responsibility for telecommunications services billed by BST for its billing and collection customers for Local Exchange Customer's end user accounts which are resident in LIDB pursuant to this Agreement. Local Exchange Company authorizes BST to place such charges on Local Exchange Company's bill from BST and agrees that it shall pay all such charges. Charges for which Local Exchange Company hereby takes responsibility include, but are not limited to, collect and third number calls.

(b) Charges for such services shall appear on a separate BST bill page identified with the name of the entity for which BST is billing the charge.

(c) Local Exchange Company shall have the responsibility to render a billing statement to its end users for these charges, but Local Exchange Company's obligation to pay BST for the charges billed shall be independent of whether Local Exchange Company is able or not to collect from the Local Exchange Company's end users.

(d) BST shall not become involved in any disputes between Local Exchange Company and the entities for which BST performs billing and collection. BellSouth will not issue adjustments for charges billed on behalf of an entity to Local Exchange Company. It shall be the responsibility of the Local Exchange Company and the other entity to negotiate and arrange for any appropriate adjustments.

II. TERM

This Agreement will be effective as of _____, 199__, and will continue in effect for one year, and thereafter may be continued until terminated by either Party upon thirty (30) days written notice to the other Party.

III. FEES FOR SERVICE AND TAXES

A. The Local Exchange Company will not be charged a fee for storage services provided by BST to the Local Exchange Company, as described in Section I of this Agreement.

B. Sales, use and all other taxes (excluding taxes on BST's income) determined by BST or any taxing authority to be due to any federal, state or local taxing jurisdiction with respect to the provision of the service set forth herein will be paid by the Local Exchange Company. The Local Exchange Company shall have the right to have BST contest with the imposing jurisdiction, at the Local Exchange Company's expense, any such taxes that the Local Exchange Company deems are improperly levied.

IV. INDEMNIFICATION

To the extent not prohibited by law, each Party will indemnify the other and hold the other harmless against any loss, cost, claim, injury, or liability relating to or arising out of negligence or willful misconduct by the indemnifying Party or its agents or contractors in connection with the indemnifying Party's provision of services, provided, however, that any indemnity for any loss, cost, claim, injury or liability arising out of or relating to errors or omissions in the provision of services under this Agreement shall be limited as otherwise specified in this Agreement. The indemnifying Party under this Section agrees to defend any suit brought against the other Party for any such loss, cost, claim, injury or liability. The indemnified Party agrees to notify the other Party promptly, in writing, of any written claims, lawsuits, or demands for which the other Party is responsible under this Section and to cooperate in every reasonable way to facilitate defense or settlement of claims. The indemnifying Party shall not be liable under this Section for settlement by the indemnified Party of any claim, lawsuit, or demand unless the defense of the claim, lawsuit, or demand has been tendered to it in writing and the indemnifying Party has unreasonably failed to assume such defense.

V. LIMITATION OF LIABILITY

Neither Party shall be liable to the other Party for any lost profits or revenues or for any indirect, incidental or consequential damages incurred by the other Party arising from this Agreement or the services performed or not performed hereunder, regardless of the cause of such loss or damage.

VI. MISCELLANEOUS

A. It is understood and agreed to by the Parties that BST may provide similar services to other companies.

B. All terms, conditions and operations under this Agreement shall be performed in accordance with, and subject to, all applicable local, state or federal legal and regulatory tariffs, rulings, and other requirements of the

federal courts, the U. S. Department of Justice and state and federal regulatory agencies. Nothing in this Agreement shall be construed to cause either Party to violate any such legal or regulatory requirement and either Party's obligation to perform shall be subject to all such requirements.

C. The Local Exchange Company agrees to submit to BST all advertising, sales promotion, press releases, and other publicity matters relating to this Agreement wherein BST's corporate or trade names, logos, trademarks or service marks or those of BST's affiliated companies are mentioned or language from which the connection of said names or trademarks therewith may be inferred or implied; and the Local Exchange Company further agrees not to publish or use advertising, sales promotions, press releases, or publicity matters without BST's prior written approval.

D. This Agreement constitutes the entire Agreement between the Local Exchange Company and BST which supersedes all prior Agreements or contracts, oral or written representations, statements, negotiations, understandings, proposals and undertakings with respect to the subject matter hereof.

E. Except as expressly provided in this Agreement, if any part of this Agreement is held or construed to be invalid or unenforceable, the validity of any other Section of this Agreement shall remain in full force and effect to the extent permissible or appropriate in furtherance of the intent of this Agreement.

F. Neither Party shall be held liable for any delay or failure in performance of any part of this Agreement for any cause beyond its control and without its fault or negligence, such as acts of God, acts of civil or military authority, government regulations, embargoes, epidemics, war, terrorist acts, riots, insurrections, fires, explosions, earthquakes, nuclear accidents, floods, strikes, power blackouts, volcanic action, other major environmental disturbances, unusually severe weather conditions, inability to secure products or services of other persons or transportation facilities, or acts or omissions of transportation common carriers.

G. This Agreement shall be deemed to be a contract made under the laws of the State of Georgia, and the construction, interpretation and performance of this Agreement and all transactions hereunder shall be governed by the domestic law of such State.

**FACILITIES BASED ADDENDUM
TO LINE INFORMATION DATA BASE (LIDB)
STORAGE AGREEMENT**

This is a Facilities Based Addendum to the Line Information Data Base Storage Agreement dated _____, 199 __, between BellSouth Telecommunications, Inc. (“BST”), and _____ (“Local Exchange Company”), effective the ____ day of _____, 199 __.

I. GENERAL

This Addendum sets forth the terms and conditions for Local Exchange Company’s provision of billing number information to BST for inclusion in BST’s LIDB. BST will store in its LIDB the billing number information provided by Local Exchange Company, and BST will provide responses to on-line, call-by-call queries to this information for purposes specified in Section I.B. of the Agreement.

II. DEFINITIONS

- A. Billing number - a number that the Local Exchange Company creates for the purpose of identifying an account liable for charges. This number may be a line or a special billing number.
- B. Line number - a ten digit number that identifies a telephone line administered by the Local Exchange Company.
- C. Special billing number - a ten digit number that identifies a billing account established by the Local Exchange Company.
- D. Calling Card number - a billing number plus PIN number.
- E. PIN number - a four digit security code assigned by the Local Exchange Company which is added to a billing number to compose a fourteen digit calling card number.
- F. Toll billing exception indicator - associated with a billing number to indicate that it is considered invalid for billing of collect calls or third number calls or both, by the Local Exchange Company.
- G. Billed Number Screening - refers to the activity of determining whether a toll billing exception indicator is present for a particular billing number.
- H. Calling Card Validation - refers to the activity of determining whether a particular calling card number exists as stated or otherwise provided by a caller.

I. Billing number information - information about billing number, Calling Card number and toll billing exception indicator provided to BST by the Local Exchange Company.

III. RESPONSIBILITIES OF PARTIES

A. The Local Exchange Company will provide its billing number information to BST's LIDB each business day by a method that has been mutually agreed upon by both Parties.

B. BST will store in its LIDB the billing number information provided by the Local Exchange Company. Under normal operating conditions, BST shall include the Local Exchange Company's billing number information in its LIDB no later than two business days following BST's receipt of such billing number information, provided that BST shall not be held responsible for any delay or failure in performance to the extent such delay or failure is caused by circumstances or conditions beyond BST's reasonable control. BST will store in its LIDB an unlimited volume of the Local Exchange Company's working telephone numbers.

C. BST will provide responses to on-line, call-by-call queries to the stored information for the specific purposes listed in the next paragraph.

D. BST is authorized to use the billing number information provided by the Local Exchange Company to perform the following functions for authorized users on an on-line basis:

1. Validate a 14 digit Calling Card number where the first 10 digits are a line number or special billing number assigned by the Local Exchange Company, and where the last four digits (PIN) are a security code assigned by the Local Exchange Company.

2. Determine whether the Local Exchange Company or the subscriber has identified the billing number as one which should not be billed for collect or third number calls, or both.

E. The Local Exchange Company will provide its own billing number information to BST for storage and to be used for Billed Number Screening and Calling Card Validation. The Local Exchange Company will arrange and pay for transport of updates to BST.

IV. COMPLIANCE

Unless expressly authorized in writing by the Local Exchange Company, all billing number information provided pursuant to this Addendum shall be used for no purposes other than those set forth in this Addendum.

EXHIBIT B**CALLING NAME DELIVERY (CNAM) DATABASE SERVICES****1.00 DEFINITIONS**

For the purpose of this Attachment, the following terms shall be defined as:

CALLING NAME DELIVERY DATABASE SERVICE (CNAM) - The ability to associate a name with the calling party number, allowing the end user subscriber (to which a call is being terminated) to view the calling party's name before the call is answered. This service also provides Xspedius the opportunity to load and store its subscriber names in the BellSouth CNAM SCPs.

CALLING PARTY NUMBER (CPN) - The number of the calling party that is delivered to the terminating switch using common channel signaling system 7 (CCS7) technology, and that is contained in the Initial Address Message (IAM) portion of the CCS7 call setup.

COMMON CHANNEL SIGNALING SYSTEM 7 (CCS7) - A network signaling technology in which all signaling information between two or more nodes is transmitted over high-speed data links, rather than over voice circuits.

SERVICE CONTROL POINTs (SCPs) - The real-time data base systems that contain the names to be provided in response to queries received from CNAM SSPs.

SERVICE MANAGEMENT SYSTEM (SMS) - The main operations support system of CNAM DATABASE SERVICE. CNAM records are loaded into the SMS, which in turn downloads into the CNAM SCP.

SERVICE SWITCHING POINTs (SSPs) - Features of computerized switches in the telephone network that determine that a terminating line has subscribed to CNAM service, and then communicate with CNAM SCPs in order to provide the name associated with the calling party number.

SUBSYSTEM NUMBER (SSN) - The address used in the Signaling Connection Control Part (SCCP) layer of the SS7 protocol to designate an application at an end signaling point. A SSN for CNAM at the end office designates the CNAM application within the end office. BellSouth uses the CNAM SSN of 232.

2.0 ATTACHMENT

- 2.01 This Attachment contains the terms and conditions where BellSouth will provide to the Xspedius access to the BellSouth CNAM SCP for query or record storage purposes.
- 2.02 Xspedius shall submit to BellSouth a notice of its intent to access and utilize BellSouth CNAM Database Services pursuant to the terms and conditions of this Attachment. Said notice shall be in writing, no less than 60 days prior to Xspedius's access to BellSouth's CNAM Database Services and shall be addressed to Xspedius's Account Manager.

3.00 PHYSICAL CONNECTION AND COMPENSATION

- 3.01 BellSouth's provision of CNAM Database Services to Xspedius requires interconnection from Xspedius to BellSouth CNAM Service Control Points (SCPs). Such interconnections shall be established pursuant to Attachment 3 of this Agreement. The appropriate charge for access to and use of the BellSouth CNAM Database service shall be as set forth in this Attachment.
- 3.02 In order to formulate a CNAM query to be sent to the BellSouth CNAM SCP, Xspedius shall provide its own CNAM SSP. Xspedius's CNAM SSPs must be compliant with TR-NWT-001188, "CLASS Calling Name Delivery Generic Requirements".
- 3.03 If Xspedius elects to access the BellSouth CNAM SCP via a third party CCS7 transport provider, the third party CCS7 provider shall interconnect with the BellSouth CCS7 network according to BellSouth's Common Channel Signaling Interconnection Guidelines and Telcordia (formerly BellCore)'s CCS Network Interface Specification document, TR-TSV-000905. In addition, the third party provider shall establish CCS7 interconnection at the BellSouth Local Signal Transfer Points (LSTPs) serving the BellSouth CNAM SCPs that Xspedius desires to query.
- 3.04 **Out-Of-Region Customers**
If the customer queries the BellSouth CNAM SCP via a third party national SS7 transport provider, the third party SS7 provider shall interconnect with the BellSouth CCS7 network according to BellSouth's Common Channel Signaling Interconnection Guidelines and Bellcore's CCS Network Interface Specification document, TR-TSV-000905. In addition, the third party provider shall establish SS7 interconnection at one or more of the BellSouth Gateway Signal Transfer Points (STPs). The payment of all costs associated with the transport of SS7 signals via a third party will be established by mutual agreement of the Parties and writing shall, by this reference become an integral part of this Agreement.

4.00 CNAM RECORD INITIAL LOAD AND UPDATES

- 4.01 The mechanism to be used by Xspedius for initial CNAM record load and/or updates shall be determined by mutual agreement. The initial load and all updates shall be

provided by Xspedius in the BellSouth specified format and shall contain records for every working telephone number that can originate phone calls. It is the responsibility of Xspedius to provide accurate information to BellSouth on a current basis.

- 4.02 Updates to the SMS shall occur no less than once a week, reflect service order activity affecting either name or telephone number, and involve only record additions, deletions or changes.
- 4.03 Xspedius CNAM records provided for storage in the BellSouth CNAM SCP shall be available, on a SCP query basis only, to all Parties querying the BellSouth CNAM SCP. Further, CNAM service shall be provided by each Party consistent with state and/or federal regulation.

BELLSOUTH/Xspedius RATES
NETWORK ELEMENTS
AND OTHER SERVICES

DESCRIPTION	USOC	AL	FL	GA	KY	LA	MS	NC	SC	TN
NIDs										
NID (all types), per month	UNDAX	NA	\$1.08	NA	\$1.80	NA	NA	\$0.52	NA	\$0.56
Installation of 2-Wire/4Wire CLEC NID	UNDAX									
NRC - 1st	UNDAX	NA	\$70.32	NA	NA	NA	NA	NA	NA	NA
NRC - Add'l	UNDAX	NA	\$54.35	NA	NA	NA	NA	NA	NA	NA
NID to NID Cross Connect, 2-Wire or 4-Wire, NRC	UNDC2	NA	\$6.15	NA	NA	NA	NA	NA	NA	NA
NID per 2-Wire Analog VG Loop, Per Month	UNDAX	\$1.18	NA	\$1.10	NA	\$1.09	\$1.22	\$1.01	\$1.13	NA
NRC - 1st	UNDAX	\$1.44	NA	\$2.10	NA	\$2.02	\$2.84	\$1.42	\$1.36	NA
NRC - Add'l	UNDAX	\$1.44	NA	\$2.10	NA	\$2.02	\$2.84	\$1.42	\$1.36	NA
NRC - Disconnect Charge - 1st	UNDAX	\$1.44	NA	NA	NA	\$2.01	\$2.84	NA	NA	NA
NRC - Disconnect Charge - Add'l	UNDAX	\$1.44	NA	NA	NA	\$2.01	\$2.84	NA	NA	NA
NRC - Incremental Charge - Manual Service Order - 1st	SOMAN	\$27.37	NA	\$18.94	NA	\$18.14	\$25.52	\$26.94	\$44.42	NA
NRC - Incremental Charge - Manual Service Order - Add'l	SOMAN	\$12.97	NA	\$8.42	NA	\$8.06	\$11.34	\$12.76	\$13.55	NA
NRC - Incremental Charge - Manual Service Order - Disconnect - 1st	SOMAN	\$17.77	NA	NA	NA	\$11.41	\$16.06	NA	NA	NA
NID per 4-Wire Analog VG Loop, Per Month	UNDAX	\$1.30	NA	\$1.21	NA	\$1.22	\$1.34	\$1.14	\$1.25	NA
NRC - 1st	UNDAX	\$1.44	NA	\$2.10	NA	\$2.02	\$2.84	\$1.42	\$1.35	NA
NRC - Add'l	UNDAX	\$1.44	NA	\$2.10	NA	\$2.02	\$2.84	\$1.42	\$1.35	NA
NRC - Disconnect Charge - 1st	UNDAX	\$1.44	NA	NA	NA	\$2.01	\$2.84	NA	NA	NA
NRC - Disconnect Charge - Add'l	UNDAX	\$1.44	NA	NA	NA	\$2.01	\$2.84	NA	NA	NA
NRC - Incremental Charge - Manual Service Order - 1st	SOMAN	\$27.37	NA	\$18.94	NA	\$18.14	\$25.52	\$26.94	\$44.06	NA
NRC - Incremental Charge - Manual Service Order - Add'l	SOMAN	\$12.97	NA	\$8.42	NA	\$8.06	\$11.34	\$12.76	\$13.55	NA
NRC - Incremental Charge - Manual Service Order - Disconnect - 1st	SOMAN	\$17.77	NA	NA	NA	\$11.41	\$16.06	NA	NA	NA
NID per 2-Wire ISDN Digital VG Loop, Per Month	UNDAX	\$1.18	NA	\$1.10	NA	\$1.08	\$1.22	\$1.01	\$1.13	NA
NRC - 1st	UNDAX	\$1.44	NA	\$2.10	NA	\$2.02	\$2.84	\$1.42	\$1.36	NA
NRC - Add'l	UNDAX	\$1.44	NA	\$2.10	NA	\$2.02	\$2.84	\$1.42	\$1.36	NA
NRC - Disconnect Charge - 1st	UNDAX	\$1.44	NA	NA	NA	\$2.01	\$2.84	NA	NA	NA
NRC - Disconnect Charge - Add'l	UNDAX	\$1.44	NA	NA	NA	\$2.01	\$2.84	NA	NA	NA
NRC - Incremental Charge - Manual Service Order - 1st	SOMAN	\$27.37	NA	\$18.94	NA	\$18.14	\$25.52	\$26.94	\$44.42	NA
NRC - Incremental Charge - Manual Service Order - Add'l	SOMAN	\$12.97	NA	\$8.42	NA	\$8.06	\$11.34	\$12.76	\$13.55	NA
NRC - Incremental Charge - Manual Service Order - Disconnect - 1st	SOMAN	\$17.77	NA	NA	NA	\$11.41	\$16.06	NA	NA	NA
NID per 2-Wire Asymmetrical Dig Subscriber Line (ADSL) Loop, Per Mo.	UNDAX	\$1.18	NA	\$1.10	NA	\$1.09	\$1.22	\$1.01	\$1.13	NA
NRC - 1st	UNDAX	\$1.44	NA	\$2.10	NA	\$2.02	\$2.84	\$1.42	\$1.36	NA
NRC - Add'l	UNDAX	\$1.44	NA	\$2.10	NA	\$2.02	\$2.84	\$1.42	\$1.36	NA
NRC - Disconnect Charge - 1st	UNDAX	\$1.44	NA	NA	NA	\$2.01	\$2.84	NA	NA	NA
NRC - Disconnect Charge - Add'l	UNDAX	\$1.44	NA	NA	NA	\$2.01	\$2.84	NA	NA	NA
NRC - Incremental Charge - Manual Service Order - 1st	SOMAN	\$27.37	NA	\$18.94	NA	\$18.14	\$25.52	\$26.94	\$44.42	NA
NRC - Incremental Charge - Manual Service Order - Add'l	SOMAN	\$12.97	NA	\$8.42	NA	\$8.06	\$11.34	\$12.76	\$13.55	NA
NRC - Incremental Charge - Manual Service Order - Disconnect -1st	SOMAN	\$17.77	NA	NA	NA	\$11.41	\$16.06	NA	NA	NA
NID per 2-Wire High Bit Rate Dig Subscriber Line (HDSL) Loop	UNDAX	\$1.18	NA	\$1.10	NA	\$1.09	\$1.22	\$1.01	\$1.13	NA
NRC - 1st	UNDAX	\$1.44	NA	\$2.10	NA	\$2.02	\$2.84	\$1.42	\$1.36	NA
NRC - Add'l	UNDAX	\$1.44	NA	\$2.10	NA	\$2.02	\$2.84	\$1.42	\$1.36	NA
NRC - Disconnect Charge - 1st	UNDAX	\$1.44	NA	NA	NA	\$2.01	\$2.84	NA	NA	NA
NRC - Disconnect Charge - Add'l	UNDAX	\$1.44	NA	NA	NA	\$2.01	\$2.84	NA	NA	NA
NRC - Incremental Charge - Manual Service Order - 1st	SOMAN	\$27.37	NA	\$18.94	NA	\$18.14	\$25.52	\$26.94	\$44.42	NA
NRC - Incremental Charge - Manual Service Order - Add'l	SOMAN	\$12.97	NA	\$8.42	NA	\$8.06	\$11.34	\$12.76	\$13.55	NA
NRC - Incremental Charge - Manual Service Order - Disconnect -1st	SOMAN	\$17.77	NA	NA	NA	\$11.41	\$16.06	NA	NA	NA
NID per 4-Wire High Bit Rate Dig Subscriber Line (HDSL) Loop	UNDAX	\$1.30	NA	\$1.21	NA	\$1.21	\$1.34	\$1.14	\$1.25	NA
NRC - 1st	UNDAX	\$1.44	NA	\$2.10	NA	\$2.02	\$2.84	\$1.42	\$1.35	NA
NRC - Add'l	UNDAX	\$1.44	NA	\$2.10	NA	\$2.02	\$2.84	\$1.42	\$1.35	NA
NRC - Disconnect Charge - 1st	UNDAX	\$1.44	NA	NA	NA	\$2.01	\$2.84	NA	NA	NA
NRC - Disconnect Charge - Add'l	UNDAX	\$1.44	NA	NA	NA	\$2.01	\$2.84	NA	NA	NA
NRC - Incremental Charge - Manual Service Order - 1st	SOMAN	\$27.37	NA	\$18.94	NA	\$18.14	\$25.52	\$26.94	\$44.06	NA

BELLSOUTH/Xspedius RATES
NETWORK ELEMENTS
AND OTHER SERVICES

DESCRIPTION	USOC	AL	FL	GA	KY	LA	MS	NC	SC	TN
NRC - Incremental Charge - Manual Service Order - Add'l	SOMAN	\$12.97	NA	\$8.42	NA	\$8.06	\$11.34	\$12.76	\$13.55	NA
NRC - Incremental Charge - Manual Service Order - Disconnect - 1st	SOMAN	\$17.77	NA	NA	NA	\$11.41	\$16.06	NA	NA	NA
NID per 4-Wire 56 Kbps Dig Grade Loop	UNDAX	\$1.30	NA	\$1.21	NA	\$1.21	\$1.34	\$1.14	\$1.25	NA
NRC - 1st	UNDAX	\$1.44	NA	\$2.10	NA	\$2.02	\$2.84	\$1.42	\$1.35	NA
NRC - Add'l	UNDAX	\$1.44	NA	\$2.10	NA	\$2.02	\$2.84	\$1.42	\$1.35	NA
NRC - Disconnect Charge - 1st	UNDAX	\$1.44	NA	NA	NA	\$2.01	\$2.84	NA	NA	NA
NRC - Disconnect Charge - Add'l	UNDAX	\$1.44	NA	NA	NA	\$2.01	\$2.84	NA	NA	NA
NRC - Incremental Charge - Manual Service Order - 1st	SOMAN	\$27.37	NA	\$18.94	NA	\$18.14	\$25.52	\$26.94	\$44.06	NA
NRC - Incremental Charge - Manual Service Order - Add'l	SOMAN	\$12.97	NA	\$8.42	NA	\$8.06	\$11.34	\$12.76	\$13.55	NA
NRC - Incremental Charge - Manual Service Order - Disconnect - 1st	SOMAN	\$17.77	NA	NA	NA	\$11.41	\$16.06	NA	NA	NA
NID per 4-Wire 64 Kbps Dig Grade Loop	UNDAX	\$1.30	NA	\$1.21	NA	\$1.21	\$1.34	\$1.14	\$1.25	NA
NRC - 1st	UNDAX	\$1.44	NA	\$2.10	NA	\$2.02	\$2.84	\$1.42	\$1.35	NA
NRC - Add'l	UNDAX	\$1.44	NA	\$2.10	NA	\$2.02	\$2.84	\$1.42	\$1.35	NA
NRC - Disconnect Charge - 1st	UNDAX	\$1.44	NA	NA	NA	\$2.01	\$2.84	NA	NA	NA
NRC - Disconnect Charge - Add'l	UNDAX	\$1.44	NA	NA	NA	\$2.01	\$2.84	NA	NA	NA
NRC - Incremental Charge - Manual Svc Ord - 1st	SOMAN	\$27.37	NA	\$18.94	NA	\$18.14	\$25.52	\$26.94	\$44.06	NA
NRC - Incremental Charge - Manual Svc Ord - Add'l	SOMAN	\$12.97	NA	\$8.42	NA	\$8.06	\$11.34	\$12.76	\$13.55	NA
NRC - Incremental Charge - Manual Svc Ord - Disconnect - 1st	SOMAN	\$17.77	NA	NA	NA	\$11.41	\$16.06	NA	NA	NA
NID per 2-Wire Unbundled Copper Loop, per month	UNDAX	\$1.55	\$1.55	\$1.55	\$1.55	\$1.55	\$1.55	\$1.55	\$1.55	\$1.55
NRC - 1st	UNDAX	\$5.60	\$5.60	\$5.60	\$5.60	\$5.60	\$5.60	\$5.60	\$5.60	\$5.60
NRC - Add'l	UNDAX	\$5.60	\$5.60	\$5.60	\$5.60	\$5.60	\$5.60	\$5.60	\$5.60	\$5.60
NRC - Disconnect Charge - 1st	UNDAX	NA	NA	NA	NA	NA	NA	NA	NA	NA
NRC - Disconnect Charge - Add'l	UNDAX	NA	NA	NA	NA	NA	NA	NA	NA	NA
NRC - Incremental Charge - Manual Svc. Ord - 1st	SOMAN	\$47.00	\$47.00	\$47.00	\$47.00	\$47.00	\$47.00	\$47.00	\$47.00	\$47.00
NRC - Incremental Charge - Manual Svc. Ord - Add'l	SOMAN	\$21.00	\$21.00	\$21.00	\$21.00	\$21.00	\$21.00	\$21.00	\$21.00	\$21.00
NRC - Incremental Charge - Manual Svc. Ord. - Disconnect	SOMAN	NA	NA	NA	NA	NA	NA	NA	NA	NA
Nonrecurring Charge - customer transfer, feature additions, changes (1)		\$5.00	NA	NA	NA	NA	\$5.00	NA	NA	NA
LOOP, EXCLUDING NID										
2-Wire Analog VG Loop (Standard), per month	TBD	NA	NA	NA	\$18.20	NA	NA	NA	NA	NA
NRC - 1st		NA	NA	NA	\$86.08	NA	NA	NA	NA	NA
NRC - Add'l		NA	NA	NA	\$58.57	NA	NA	NA	NA	NA
2-Wire Analog VG Loop (Customized), per month	TBD	NA	NA	NA	\$21.41	NA	NA	NA	NA	NA
NRC - 1st		NA	NA	NA	\$236.75	NA	NA	NA	NA	NA
NRC - Add'l		NA	NA	NA	\$177.10	NA	NA	NA	NA	NA
4-Wire Analog VG Loop (Standard), per month	TBD	NA	NA	NA	\$26.38	NA	NA	NA	NA	NA
NRC - 1st		NA	NA	NA	\$457.14	NA	NA	NA	NA	NA
NRC - Add'l		NA	NA	NA	\$348.83	NA	NA	NA	NA	NA
2-Wire ISDN Digital Grade Loop (Standard), per month	TBD	NA	NA	NA	\$29.65	NA	NA	NA	NA	NA
NRC - 1st		NA	NA	NA	\$541.28	NA	NA	NA	NA	NA
NRC - Add'l		NA	NA	NA	\$431.61	NA	NA	NA	NA	NA
2-Wire ADSL Loop (Standard), per month	TBD	NA	NA	NA	\$10.63	NA	NA	NA	NA	NA
NRC - 1st		NA	NA	NA	\$713.50	NA	NA	NA	NA	NA
NRC - Add'l		NA	NA	NA	\$609.44	NA	NA	NA	NA	NA
2-Wire HDSL Loop (Standard), per month	TBD	NA	NA	NA	\$7.40	NA	NA	NA	NA	NA
NRC - 1st		NA	NA	NA	\$713.50	NA	NA	NA	NA	NA
NRC - Add'l		NA	NA	NA	\$609.44	NA	NA	NA	NA	NA
4-Wire HDSL Loop (Standard), per month	TBD	NA	NA	NA	\$9.70	NA	NA	NA	NA	NA
NRC - 1st		NA	NA	NA	\$748.93	NA	NA	NA	NA	NA
NRC - Add'l		NA	NA	NA	\$646.17	NA	NA	NA	NA	NA

BELLSOUTH/Xspedius RATES
NETWORK ELEMENTS
AND OTHER SERVICES

DESCRIPTION	USOC	AL	FL	GA	KY	LA	MS	NC	SC	TN
LOOP, INCLUDING NID										
2-Wire Analog VG Loop										
RC - Statewide, per month	UEAL2	NA	NA	NA	NA	NA	NA	\$16.71	NA	\$18.00
RC - Zone 1, per month (Note 2)	TBD	NA	\$13.75	NA	NA	NA	NA	TBD	NA	\$15.54
RC - Zone 2, per month (Note 2)	TBD	NA	\$20.13	NA	NA	NA	NA	TBD	NA	\$19.55
RC - Zone 3, per month (Note 2)	TBD	NA	\$44.40	NA	NA	NA	NA	TBD	NA	\$28.02
RC - Zone 4, per month (Note 2)	TBD	NA	NA	NA	NA	NA	NA	NA	NA	NA
NRC - 1st	UEAL2	NA	\$140.00	NA	NA	NA	NA	\$86.50	NA	\$58.50
NRC - Add'l	UEAL2	NA	\$42.00	NA	NA	NA	NA	\$27.80	NA	\$31.00
NRC - Incremental Charge - Order Coordination - Time Specific (per LSR)	OCOSL	NA	\$55.00	NA	NA	NA	NA	\$55.00	NA	\$55.00
2-Wire Analog VG Loop-SL1										
RC - Statewide, per month	UEAL2	NA	NA	NA	NA	NA	NA	\$15.88	NA	NA
RC - Zone 1, per month (Note 2)	TBD	\$15.24	\$13.75	\$14.21	\$14.79	\$14.96	\$15.58	TBD	\$18.48	\$15.92
RC - Zone 2, per month (Note 2)	TBD	\$24.75	\$20.13	\$16.41	\$27.68	\$25.69	\$20.65	TBD	\$27.87	\$20.79
RC - Zone 3, per month (Note 2)	TBD	\$44.85	\$44.40	\$26.08	\$47.78	\$52.47	\$29.51	TBD	\$36.91	\$27.18
RC - Zone 4, per month (Note 2)	TBD	NA	NA	NA	NA	NA	\$38.94	NA	NA	NA
NRC - 1st	UEAL2	\$59.03	\$80.00	\$42.54	NA	\$40.69	\$59.25	\$57.99	\$70.44	\$78.93
NRC - Add'l	UEAL2	\$43.14	\$55.00	\$31.33	NA	\$29.96	\$43.67	\$42.37	\$44.05	\$50.98
NRC - Disconnect Charge - 1st	UEAL2	\$15.21	NA	NA	NA	\$16.48	\$16.35	NA	NA	NA
NRC - Disconnect Charge - Add'l	UEAL2	\$3.22	NA	NA	NA	\$3.36	\$4.06	NA	NA	NA
NRC - Incremental Charge - Manual Service Order - 1st	SOMAN	\$27.37	NA	\$18.94	NA	\$18.14	\$25.52	\$26.94	\$44.22	NA
NRC - Incremental Charge - Manual Service Order - Add'l	SOMAN	\$12.97	NA	\$8.42	NA	\$8.06	\$11.34	\$12.76	\$13.55	NA
NRC - Incremental Charge - Manual Service Order - Disconnect - 1st	SOMAN	\$17.77	NA	NA	NA	\$11.41	\$16.06	NA	NA	NA
NRC - Manual Order Coordination - 1st	TBD	NA	NA	NA	NA	NA	NA	\$61.38	NA	NA
NRC - Manual Order Coordination - add'l	TBD	NA	NA	NA	NA	NA	NA	\$61.38	NA	NA
NRC - Incremental Charge - Order Coordination - Time Specific (per LSR)	TBD	NA	NA	NA	NA	NA	NA	\$45.34	NA	NA
NRC - Loop Make-Up	UEANM	TBD	TBD	TBD	TBD	TBD	TBD	TBD	TBD	TBD
2-Wire Analog VG Loop-SL2 w/loop or ground start signaling										
RC - Statewide, per month	UEAL2	NA	NA	NA	NA	NA	NA	\$19.50	NA	NA
RC - Zone 1, per month (Note 2)	TBD	\$17.95	\$13.75	\$16.84	\$17.27	\$17.65	\$18.35	TBD	\$21.57	\$15.92
RC - Zone 2, per month (Note 2)	TBD	\$29.16	\$20.13	\$19.45	\$32.32	\$30.32	\$24.33	TBD	\$32.53	\$20.79
RC - Zone 3, per month (Note 2)	TBD	\$52.84	\$44.40	\$30.92	\$55.78	\$61.93	\$34.77	TBD	\$43.08	\$27.18
RC - Zone 4, per month (Note 2)	TBD	NA	NA	NA	NA	NA	\$45.88	NA	NA	NA
NRC - 1st	UEAL2	\$145.46	\$140.00	\$104.17	NA	\$99.69	\$144.01	\$142.97	\$178.12	\$192.97
NRC - Add'l	UEAL2	\$108.40	\$42.00	\$78.10	NA	\$74.73	\$107.70	\$106.56	\$128.80	\$140.72
NRC - Disconnect Charge - 1st	UEAL2	\$40.31	NA	NA	NA	\$28.73	\$40.98	NA	NA	NA
NRC - Disconnect Charge - Add'l	UEAL2	\$26.01	NA	NA	NA	\$18.87	\$26.95	NA	NA	NA
NRC - Incremental Charge - Manual Service Order - 1st	SOMAN	\$27.37	NA	\$18.94	NA	\$18.14	\$25.52	\$26.94	\$44.42	NA
NRC - Incremental Charge - Manual Service Order - Add'l	SOMAN	\$12.97	NA	\$8.42	NA	\$8.06	\$11.34	\$12.76	\$13.55	NA
NRC - Incremental Charge - Manual Service Order - Disconnect - 1st	SOMAN	\$17.77	NA	NA	NA	\$11.41	\$26.95	NA	NA	NA
NRC - Incremental Charge - Order Coordination - Time Specific (per LSR)	OCOSL	\$45.99	\$55.00	\$34.22	NA	\$32.77	\$45.27	\$45.34	\$45.43	\$55.00
2-Wire Analog VG Loop-SL2 w/ reverse battery signaling										
RC - Statewide, per month	UEAR2	NA	NA	NA	NA	NA	NA	\$19.50	NA	NA
RC - Zone 1, per month (Note 2)	TBD	\$17.95	\$13.75	\$16.84	\$17.27	\$17.65	\$18.35	TBD	\$21.57	\$15.92
RC - Zone 2, per month (Note 2)	TBD	\$29.16	\$20.13	\$19.45	\$32.32	\$30.32	\$24.33	TBD	\$32.53	\$20.79
RC - Zone 3, per month (Note 2)	TBD	\$52.84	\$44.40	\$30.92	\$55.78	\$61.93	\$34.77	TBD	\$43.08	\$27.18
RC - Zone 4, per month (Note 2)	TBD	NA	NA	NA	NA	NA	\$45.88	NA	NA	NA
NRC - 1st	UEAR2	\$145.46	\$140.00	\$104.17	NA	\$99.69	\$144.01	\$142.97	\$178.12	\$192.97
NRC - Add'l	UEAR2	\$108.40	\$42.00	\$78.10	NA	\$74.73	\$107.70	\$106.56	\$128.80	\$140.72
NRC - Disconnect Charge - 1st	UEAR2	\$40.31	NA	NA	NA	\$28.73	\$40.98	NA	NA	NA
NRC - Disconnect Charge - Add'l	UEAR2	\$26.01	NA	NA	NA	\$18.87	\$26.95	NA	NA	NA
NRC - Incremental Charge - Manual Service Order - 1st	SOMAN	\$27.37	NA	\$18.94	NA	\$18.14	\$25.52	\$29.64	\$44.42	NA

BELLSOUTH/Xspedius RATES
NETWORK ELEMENTS
AND OTHER SERVICES

DESCRIPTION	USOC	AL	FL	GA	KY	LA	MS	NC	SC	TN
NRC - Incremental Charge - Manual Service Order - Add'l	SOMAN	\$12.97	NA	\$8.42	NA	\$8.06	\$11.34	\$12.76	\$13.55	NA
NRC - Incremental Charge - Manual Service Order - Disconnect - 1st	SOMAN	\$17.77	NA	NA	NA	\$11.41	\$26.95	NA	NA	NA
NRC - Incremental Charge - Order Coordination - Time Specific (per LSR)	OCOCL	\$45.99	\$55.00	\$34.22	NA	\$32.77	\$45.27	\$45.34	\$45.43	\$55.00
2-Wire Analog VG Loop (Standard)										
RC - Statewide, per month	UEAL2	NA	NA	NA	NA	NA	NA	NA	NA	NA
RC - Zone 1, per month (Note 2)	TBD	NA	NA	NA	\$14.79	NA	NA	NA	NA	NA
RC - Zone 2, per month (Note 2)	TBD	NA	NA	NA	\$27.68	NA	NA	NA	NA	NA
RC - Zone 3, per month (Note 2)	TBD	NA	NA	NA	\$47.78	NA	NA	NA	NA	NA
RC - Zone 4, per month (Note 2)	TBD	NA	NA	NA	NA	NA	NA	NA	NA	NA
NRC - 1st	UEAL2	NA	NA	NA	\$86.08	NA	NA	NA	NA	NA
NRC - Add'l	UEAL2	NA	NA	NA	\$58.57	NA	NA	NA	NA	NA
NRC - Loop Make-up	UEANM	NA	NA	NA	TBD	NA	NA	NA	NA	NA
NRC - Manual Order Coordination	UEAMC	NA	NA	NA	TBD	NA	NA	NA	NA	NA
NRC - Incremental Charge - Order Coordination - Time Specific (per LSR)	OCOSL	NA	NA	NA	\$55.00	NA	NA	NA	NA	NA
2-Wire Analog VG Loop (Customized), w/ loop or ground start signaling										
RC - Statewide, per month	UEAL2	NA	NA	NA	NA	NA	NA	NA	NA	NA
RC - Zone 1, per month (Note 2)	TBD	NA	NA	NA	\$17.27	NA	NA	NA	NA	NA
RC - Zone 2, per month (Note 2)	TBD	NA	NA	NA	\$32.32	NA	NA	NA	NA	NA
RC - Zone 3, per month (Note 2)	TBD	NA	NA	NA	\$55.78	NA	NA	NA	NA	NA
RC - Zone 4, per month (Note 2)	TBD	NA	NA	NA	NA	NA	NA	NA	NA	NA
NRC - 1st	UEAL2	NA	NA	NA	\$236.75	NA	NA	NA	NA	NA
NRC - Add'l	UEAL2	NA	NA	NA	\$177.10	NA	NA	NA	NA	NA
NRC - Incremental Charge - Order Coordination - Time Specific (per LSR)	OCOSL	NA	NA	NA	\$55.00	NA	NA	NA	NA	NA
2-Wire Analog VG Loop (Customized), w/ reverse battery signaling										
RC - Statewide, per month	UEAR2	NA	NA	NA	NA	NA	NA	NA	NA	NA
RC - Zone 1, per month (Note 2)	TBD	NA	NA	NA	\$17.27	NA	NA	NA	NA	NA
RC - Zone 2, per month (Note 2)	TBD	NA	NA	NA	\$32.32	NA	NA	NA	NA	NA
RC - Zone 3, per month (Note 2)	TBD	NA	NA	NA	\$55.78	NA	NA	NA	NA	NA
RC - Zone 4, per month (Note 2)	TBD	NA	NA	NA	NA	NA	NA	NA	NA	NA
NRC - 1st	UEAR2	NA	NA	NA	\$236.75	NA	NA	NA	NA	NA
NRC - Add'l	UEAR2	NA	NA	NA	\$177.10	NA	NA	NA	NA	NA
NRC - Incremental Charge - Order Coordination - Time Specific (per LSR)	OCOSL	NA	NA	NA	\$55.00	NA	NA	NA	NA	NA
4-Wire Analog VG Loop										
RC - Statewide, per month	UEAL4	NA	NA	NA	NA	NA	NA	\$27.49	NA	NA
RC - Zone 1, per month (Note 2)	TBD	\$24.01	\$24.26	\$22.26	NA	\$24.36	\$22.38	TBD	\$29.47	\$15.92
RC - Zone 2, per month (Note 2)	TBD	\$39.00	\$35.51	\$25.70	NA	\$41.85	\$29.67	TBD	\$44.44	\$20.79
RC - Zone 3, per month (Note 2)	TBD	\$70.67	\$78.35	\$40.85	NA	\$85.47	\$42.40	TBD	\$58.85	\$27.18
RC - Zone 4, per month (Note 2)	TBD	NA	NA	NA	NA	NA	\$55.96	NA	NA	NA
NRC - 1st	UEAL4	\$293.70	\$141.00	\$206.95	NA	\$198.10	\$289.06	\$288.47	\$383.39	\$58.50
NRC - Add'l	UEAL4	\$241.76	\$43.00	\$170.57	NA	\$163.26	\$238.19	\$237.45	\$286.77	\$31.00
NRC - Disconnect Charge - 1st	UEAL4	\$108.96	NA	NA	NA	\$74.27	\$108.14	NA	NA	NA
NRC - Disconnect Charge - Add'l	UEAL4	\$57.01	NA	NA	NA	\$39.44	\$57.28	NA	NA	NA
NRC - Incremental Charge - Manual Service Order - 1st	SOMAN	\$27.37	NA	\$18.94	NA	\$18.14	\$25.52	\$26.94	\$44.06	NA
NRC - Incremental Charge - Manual Service Order - Add'l	SOMAN	\$12.97	NA	\$8.42	NA	\$8.06	\$11.34	\$12.76	\$13.55	NA
NRC - Incremental Charge - Manual Service Order - Disconnect - 1st	SOMAN	\$17.77	NA	NA	NA	\$11.41	\$16.06	NA	NA	NA
NRC - Incremental Charge - Order Coordination - Time Specific (per LSR)	OCOSL	\$45.99	\$55.00	\$34.22	NA	\$32.77	\$45.27	\$45.34	\$45.43	\$55.00
4-Wire Analog VG Loop (Standard)										
RC - Statewide, per month	UEAL4	NA	NA	NA	NA	NA	NA	NA	NA	NA
RC - Zone 1, per month (Note 2)	TBD	NA	NA	NA	\$20.92	NA	NA	NA	NA	NA
RC - Zone 2, per month (Note 2)	TBD	NA	NA	NA	\$39.14	NA	NA	NA	NA	NA
RC - Zone 3, per month (Note 2)	TBD	NA	NA	NA	\$67.56	NA	NA	NA	NA	NA
RC - Zone 4, per month (Note 2)	TBD	NA	NA	NA	NA	NA	NA	NA	NA	NA

BELLSOUTH/Xspedius RATES
NETWORK ELEMENTS
AND OTHER SERVICES

DESCRIPTION	USOC	AL	FL	GA	KY	LA	MS	NC	SC	TN
NRC - 1st	UEAL4	NA	NA	NA	\$457.14	NA	NA	NA	NA	NA
NRC - Add'l	UEAL4	NA	NA	NA	\$348.83	NA	NA	NA	NA	NA
NRC - Incremental Charge - Order Coordination - Time Specific (per LSR)	OCOSL	NA	NA	NA	\$55.00	NA	NA	NA	NA	NA
2-Wire ISDN Digital Grade Loop										
RC - Statewide, per month	U1L2X	NA	NA	NA	NA	NA	NA	\$24.98	NA	NA
RC - Zone 1, per month (Note 2)	TBD	\$23.23	\$32.34	\$21.89	\$23.66	\$21.15	\$21.86	TBD	\$26.68	\$15.92
RC - Zone 2, per month (Note 2)	TBD	\$37.74	\$47.35	\$25.27	\$44.28	\$36.22	\$28.97	TBD	\$40.24	\$20.79
RC - Zone 3, per month (Note 2)	TBD	\$68.38	\$104.47	\$40.17	\$76.42	\$74.19	\$41.40	TBD	\$53.29	\$27.18
RC - Zone 4, per month (Note 2)	TBD	NA	NA	NA	NA	NA	\$54.64	NA	NA	NA
NRC - 1st	U1L2X	\$331.85	\$306.00	\$233.38	NA	\$223.27	\$326.38	\$325.91	\$423.04	\$58.50
NRC - Add'l	U1L2X	\$255.87	\$283.00	\$180.35	NA	\$172.63	\$252.00	\$251.31	\$301.75	\$31.00
NRC - Disconnect Charge - 1st	U1L2X	\$108.95	NA	NA	NA	\$74.27	\$108.14	NA	NA	NA
NRC - Disconnect Charge - Add'l	U1L2X	\$57.01	NA	NA	NA	\$39.44	\$57.27	NA	NA	NA
NRC - Incremental Charge - Manual Service Order - 1st	SOMAN	\$27.37	NA	\$18.94	NA	\$18.14	\$25.52	\$26.94	\$44.42	NA
NRC - Incremental Charge - Manual Service Order - Add'l	SOMAN	\$12.97	NA	\$8.42	NA	\$8.06	\$11.34	\$12.76	\$13.55	NA
NRC - Incremental Charge - Manual Service Order - Disconnect - 1st	SOMAN	\$17.77	NA	NA	NA	\$11.41	\$16.06	NA	NA	NA
NRC - Incremental Charge - Order Coordination - Time Specific (per LSR)	OCOSL	\$45.99	\$55.00	\$34.22	\$55.00	\$32.77	\$45.27	\$45.34	\$45.43	\$55.00
2-Wire ISDN Digital Grade Loop (Standard)										
RC - Statewide, per month	U1L2X	NA	NA	NA	NA	NA	NA	NA	NA	NA
RC - Zone 1, per month (Note 2)	TBD	NA	NA	NA	\$23.66	NA	NA	NA	NA	NA
RC - Zone 2, per month (Note 2)	TBD	NA	NA	NA	\$44.28	NA	NA	NA	NA	NA
RC - Zone 3, per month (Note 2)	TBD	NA	NA	NA	\$76.42	NA	NA	NA	NA	NA
RC - Zone 4, per month (Note 2)	TBD	NA	NA	NA	NA	NA	NA	NA	NA	NA
NRC - 1st	U1L2X	NA	NA	NA	\$541.28	NA	NA	NA	NA	NA
NRC - Add'l	U1L2X	NA	NA	NA	\$431.61	NA	NA	NA	NA	NA
NRC - Incremental Charge - Order Coordination - Time Specific (per LSR)	OCOSL	NA	NA	NA	\$55.00	NA	NA	NA	NA	NA
2-Wire Asymmetrical Dig Subscriber Line (ADSL) Compatible Loop										
RC - Statewide, per month	UAL2X	NA	NA	NA	NA	NA	NA	\$14.60	NA	\$18.46
RC - Zone 1, per month (Note 2)	TBD	\$12.09	\$12.78	\$11.23	NA	\$11.90	\$10.87	TBD	\$17.10	\$15.93
RC - Zone 2, per month (Note 2)	TBD	\$19.64	\$18.72	\$12.97	NA	\$20.43	\$14.40	TBD	\$25.79	\$20.05
RC - Zone 3, per month (Note 2)	TBD	\$35.59	\$41.29	\$20.62	NA	\$41.73	\$20.58	TBD	\$34.15	\$28.74
RC - Zone 4, per month (Note 2)	TBD	NA	NA	NA	NA	NA	\$27.16	NA	NA	NA
NRC - 1st	UAL2X	\$514.21	\$113.85	\$359.73	NA	\$343.13	\$504.82	\$504.90	\$600.61	\$640.79
NRC - Add'l	UAL2X	\$464.58	\$99.61	\$325.15	NA	\$310.03	\$456.24	\$456.17	\$507.33	\$541.94
NRC - Disconnect Charge - 1st	UAL2X	\$106.65	NA	NA	NA	\$72.54	\$105.86	NA	NA	NA
NRC - Disconnect Charge - Add'l	SOMAN	\$56.98	NA	NA	NA	\$39.42	\$57.25	NA	NA	NA
NRC - Incremental Charge - Manual Service Order - 1st	SOMAN	\$27.37	NA	\$18.94	NA	\$18.14	\$25.52	\$26.94	\$44.42	NA
NRC - Incremental Charge - Manual Service Order - Add'l	SOMAN	\$12.97	NA	\$8.42	NA	\$8.06	\$11.34	\$12.76	\$13.55	NA
NRC - Incremental Charge - Manual Service Order - Disconnect - 1st	SOMAN	\$17.77	NA	NA	NA	\$11.41	\$16.06	NA	NA	NA
NRC - Incremental Charge - Order Coordination - Time Specific (per LSR)	OCOSL	\$45.99	\$55.00	\$34.22	NA	\$32.77	\$45.27	\$45.34	\$45.43	\$55.00
2-Wire ADSL Loop (Standard)										
RC - Statewide, per month	UAL2X	NA	NA	NA	NA	NA	NA	NA	NA	NA
RC - Zone 1, per month (Note 2)	TBD	NA	NA	NA	\$8.79	NA	NA	NA	NA	NA
RC - Zone 2, per month (Note 2)	TBD	NA	NA	NA	\$16.46	NA	NA	NA	NA	NA
RC - Zone 3, per month (Note 2)	TBD	NA	NA	NA	\$28.40	NA	NA	NA	NA	NA
RC - Zone 4, per month (Note 2)	TBD	NA	NA	NA	NA	NA	NA	NA	NA	NA
NRC - 1st	UAL2X	NA	NA	NA	\$713.50	NA	NA	NA	NA	NA
NRC - Add'l	UAL2X	NA	NA	NA	\$609.44	NA	NA	NA	NA	NA
NRC - Incremental Charge - Order Coordination - Time Specific (per LSR)	OCOSL	NA	NA	NA	\$55.00	NA	NA	NA	NA	NA
2-Wire High Bit Rate Dig Subscriber Line (HDSL) Compatible Loop										
RC - Statewide, per month	UHL2X	NA	NA	NA	NA	NA	NA	\$11.98	NA	\$13.46
RC - Zone 1, per month (Note 2)	TBD	\$9.41	\$9.80	\$7.88	\$6.29	\$8.97	\$8.50	TBD	\$12.21	\$11.62

BELLSOUTH/Xspedius RATES
NETWORK ELEMENTS
AND OTHER SERVICES

DESCRIPTION	USOC	AL	FL	GA	KY	LA	MS	NC	SC	TN
RC - Zone 2, per month (Note 2)	TBD	\$15.29	\$14.35	\$9.09	\$11.78	\$15.41	\$11.26	TBD	\$18.41	\$14.62
RC - Zone 3, per month (Note 2)	TBD	\$27.70	\$31.65	\$14.46	\$20.33	\$31.48	\$16.10	TBD	\$24.39	\$20.96
RC - Zone 4, per month (Note 2)	TBD	NA	NA	NA	NA	NA	\$21.25	NA	NA	NA
NRC - 1st	UHL2X	\$514.21	\$113.85	\$359.73	NA	\$343.13	\$504.82	\$504.90	\$600.61	\$640.79
NRC - Add'l	UHL2X	\$464.58	\$99.61	\$325.15	NA	\$310.03	\$456.24	\$456.17	\$507.33	\$541.94
NRC - Disconnect Charge - 1st	UHL2X	\$106.65	NA	NA	NA	\$72.54	\$105.86	NA	NA	NA
NRC - Disconnect Charge - Add'l	UHL2X	\$56.98	NA	NA	NA	\$39.42	\$57.25	NA	NA	NA
NRC - Incremental Charge - Manual Service Order - 1st	SOMAN	\$27.37	NA	\$18.94	NA	\$18.14	\$25.52	\$26.94	\$44.42	NA
NRC - Incremental Charge - Manual Service Order - Add'l	SOMAN	\$12.97	NA	\$8.42	NA	\$8.06	\$11.34	\$12.76	\$13.55	NA
NRC - Incremental Charge - Manual Service Order - Disconnect - 1st	SOMAN	\$17.77	NA	NA	NA	\$11.41	\$16.06	NA	NA	NA
NRC - Incremental Charge - Order Coordination - Time Specific (per LSR)	OCOSL	\$45.99	\$55.00	\$34.22	NA	\$32.77	\$45.27	\$45.34	\$45.43	\$55.00
2-Wire HDSL Loop (Standard)										
RC - Statewide, per month	UHL2X	NA	NA	NA	NA	NA	NA	NA	NA	NA
RC - Zone 1, per month (Note 2)	TBD	NA	NA	NA	\$6.29	NA	NA	NA	NA	NA
RC - Zone 2, per month (Note 2)	TBD	NA	NA	NA	\$11.78	NA	NA	NA	NA	NA
RC - Zone 3, per month (Note 2)	TBD	NA	NA	NA	\$20.33	NA	NA	NA	NA	NA
RC - Zone 4, per month (Note 2)	TBD	NA	NA	NA	NA	NA	NA	NA	NA	NA
NRC - 1st	UHL2X	NA	NA	NA	\$713.50	NA	NA	NA	NA	NA
NRC - Add'l	UHL2X	NA	NA	NA	\$609.44	NA	NA	NA	NA	NA
NRC - Incremental Charge - Order Coordination - Time Specific (per LSR)	OCOSL	NA	NA	NA	\$55.00	NA	NA	NA	NA	NA
4-Wire High Bit Rate Dig Subscriber Line (HDSL) Compatible Loop										
RC - Statewide, per month	UHL4X	NA	NA	NA	NA	NA	NA	\$13.97	NA	\$17.91
RC - Zone 1, per month (Note 2)	TBD	\$11.52	\$14.75	\$10.39	NA	\$12.97	\$10.36	TBD	\$16.21	\$15.46
RC - Zone 2, per month (Note 2)	TBD	\$18.71	\$21.59	\$12.00	NA	\$21.76	\$13.73	TBD	\$24.45	\$19.46
RC - Zone 3, per month (Note 2)	TBD	\$33.90	\$47.64	\$19.07	NA	\$44.44	\$19.62	TBD	\$32.38	\$27.88
RC - Zone 4, per month (Note 2)	TBD	NA	NA	NA	NA	NA	\$25.90	NA	NA	NA
NRC - 1st	UHL4X	\$541.13	\$116.91	\$378.86	NA	\$361.45	\$531.21	\$531.35	\$625.11	\$666.70
NRC - Add'l	UHL4X	\$491.50	\$101.71	\$344.28	NA	\$328.35	\$482.63	\$482.62	\$532.78	\$568.86
NRC - Disconnect Charge - 1st	UHL4X	\$106.65	NA	NA	NA	\$72.54	\$105.86	NA	NA	NA
NRC - Disconnect Charge - Add'l	UHL4X	\$56.98	NA	NA	NA	\$39.42	\$57.25	NA	NA	NA
NRC - Incremental Charge - Manual Service Order - 1st	SOMAN	\$27.37	NA	\$18.94	NA	\$18.14	\$25.52	\$26.94	\$44.06	NA
NRC - Incremental Charge - Manual Service Order - Add'l	SOMAN	\$12.97	NA	\$8.42	NA	\$8.06	\$11.34	\$12.76	\$13.55	NA
NRC - Incremental Charge - Manual Service Order - Disconnect -1st	SOMAN	\$17.77	NA	NA	NA	\$11.41	\$16.06	NA	NA	NA
NRC - Incremental Charge - Order Coordination - Time Specific (per LSR)	OCOSL	\$45.99	\$55.00	\$34.22	NA	\$32.77	\$45.27	\$45.34	\$45.43	\$55.00
4-Wire HDSL Loop (Standard)										
RC - Statewide, per month	UHL4X	NA	NA	NA	NA	NA	NA	NA	NA	NA
RC - Zone 1, per month (Note 2)	TBD	NA	NA	NA	\$7.68	NA	NA	NA	NA	NA
RC - Zone 2, per month (Note 2)	TBD	NA	NA	NA	\$14.38	NA	NA	NA	NA	NA
RC - Zone 3, per month (Note 2)	TBD	NA	NA	NA	\$24.82	NA	NA	NA	NA	NA
RC - Zone 4, per month (Note 2)	TBD	NA	NA	NA	NA	NA	NA	NA	NA	NA
NRC - 1st	UHL4X	NA	NA	NA	\$748.93	NA	NA	NA	NA	NA
NRC - Add'l	UHL4X	NA	NA	NA	\$646.17	NA	NA	NA	NA	NA
NRC - Incremental Charge - Order Coordination - Time Specific (per LSR)	OCOSL	NA	NA	NA	\$55.00	NA	NA	NA	NA	NA
4-Wire DS1 Digital Loop										
RC - Statewide, per month	USLXX	NA	NA	NA	NA	NA	NA	\$62.78	NA	TBD
RC - Zone 1, per month (Note 2)	TBD	\$51.74	\$64.69	\$55.53	\$50.26	\$56.32	\$50.99	TBD	\$59.61	TBD
RC - Zone 2, per month (Note 2)	TBD	\$84.05	\$94.71	\$64.13	\$94.06	\$67.73	\$67.58	TBD	\$89.90	TBD
RC - Zone 3, per month (Note 2)	TBD	\$152.29	\$208.93	\$101.93	\$162.34	\$197.57	\$96.58	TBD	\$119.06	TBD
RC - Zone 4, per month (Note 2)	TBD	NA	NA	NA	NA	NA	\$127.47	NA	NA	NA
NRC - 1st	USLXX	\$610.13	\$540.00	\$429.98	\$849.80	\$410.38	\$599.09	\$714.84	\$715.77	TBD
NRC - Add'l	USLXX	\$380.26	\$465.00	\$268.18	\$523.27	\$255.48	\$373.90	\$421.47	\$421.50	TBD
NRC - Disconnect Charge - 1st	USLXX	\$134.77	NA	NA	NA	\$92.35	\$133.53	NA	NA	NA

BELLSOUTH/Xspedius RATES
NETWORK ELEMENTS
AND OTHER SERVICES

DESCRIPTION	USOC	AL	FL	GA	KY	LA	MS	NC	SC	TN
NRC - Disconnect Charge - Add'l	USLXX	\$55.97	NA	NA	NA	\$38.44	\$56.25	NA	NA	NA
NRC - Incremental Charge - Manual Service Order - 1st	SOMAN	\$27.37	NA	\$18.94	NA	\$18.14	\$25.52	\$42.19	\$43.77	NA
NRC - Incremental Charge - Manual Service Order - Add'l	SOMAN	\$12.97	NA	\$8.42	NA	\$8.06	\$11.34	\$12.76	\$13.55	NA
NRC - Incremental Charge - Manual Service Order - Disconnect	SOMAN	\$17.77	NA	NA	NA	\$11.41	\$16.06	NA	NA	NA
NRC - Incremental Charge - Order Coordination - Time Specific (per LSR)	OCOSL	\$49.18	\$55.00	\$34.52	\$55.00	\$33.05	\$48.17	\$48.31	\$48.47	NA
4-Wire 56 Kbps Dig Grade Loop										
RC - Statewide, per month	UDL56	NA	NA	NA	NA	NA	NA	\$32.67	NA	\$42.23
RC - Zone 1, per month (Note 2)	TBD	\$27.33	\$39.08	\$25.75	NA	\$27.50	\$25.61	TBD	\$34.26	\$36.45
RC - Zone 2, per month (Note 2)	TBD	\$44.40	\$57.21	\$29.74	NA	\$47.24	\$33.94	TBD	\$51.67	\$45.87
RC - Zone 3, per month (Note 2)	TBD	\$80.45	\$126.22	\$47.27	NA	\$96.48	\$48.51	TBD	\$68.43	\$65.75
RC - Zone 4, per month (Note 2)	TBD	NA	NA	NA	NA	NA	\$64.02	NA	NA	NA
NRC - 1st	UDL56	\$498.05	\$654.72	\$348.55	NA	\$333.28	\$489.00	\$489.04	\$602.73	\$643.00
NRC - Add'l	UDL56	\$343.70	\$428.45	\$241.20	NA	\$230.50	\$337.93	\$337.51	\$393.50	\$421.26
NRC - Disconnect Charge - 1st	UDL56	\$129.62	NA	NA	NA	\$87.99	\$128.36	NA	\$44.06	NA
NRC - Disconnect Charge - Add'l	UDL56	\$64.25	NA	NA	NA	\$44.24	\$64.35	NA	\$13.55	NA
NRC - Incremental Charge - Manual Service Order - 1st	SOMAN	\$27.37	NA	\$18.94	NA	\$18.14	\$25.52	\$26.94	NA	NA
NRC - Incremental Charge - Manual Service Order - Add'l	SOMAN	\$12.97	NA	\$8.42	NA	\$8.06	\$11.34	\$12.76	NA	NA
NRC - Incremental Charge - Manual Service Order - Disconnect - 1st	SOMAN	\$17.77	NA	NA	NA	\$11.41	\$16.06	NA	NA	NA
NRC - Incremental Charge - Order Coordination - Time Specific (per LSR)	OCOSL	\$45.99	\$55.00	\$34.22	NA	\$32.77	\$45.27	\$45.34	\$45.43	\$55.00
4-Wire 64 Kbps Dig Grade Loop										
RC - Statewide, per month	UDL64	NA	NA	NA	NA	NA	NA	\$32.67	\$41.70	\$42.23
RC - Zone 1, per month (Note 2)	TBD	\$27.33	\$39.08	\$25.75	NA	\$27.50	\$25.61	TBD	\$34.26	\$36.45
RC - Zone 2, per month (Note 2)	TBD	\$44.40	\$57.21	\$29.74	NA	\$47.24	\$33.94	TBD	\$51.67	\$45.87
RC - Zone 3, per month (Note 2)	TBD	\$80.45	\$126.22	\$47.27	NA	\$96.48	\$48.51	TBD	\$68.43	\$65.75
RC - Zone 4, per month (Note 2)	TBD	NA	NA	NA	NA	NA	\$64.02	NA	NA	NA
NRC - 1st	UDL64	\$498.05	\$654.72	\$348.55	NA	\$333.28	\$489.00	\$489.04	\$602.73	\$643.00
NRC - Add'l	UDL64	\$343.70	\$428.45	\$241.20	NA	\$230.50	\$337.93	\$337.51	\$393.50	\$421.26
NRC - Disconnect Charge - 1st	UDL64	\$129.62	NA	NA	NA	\$87.99	\$128.36	NA	\$44.06	NA
NRC - Disconnect Charge - Add'l	UDL64	\$64.25	NA	NA	NA	\$44.24	\$64.35	NA	\$13.55	NA
NRC - Incremental Charge - Manual Service Order - 1st	SOMAN	\$27.37	NA	\$18.94	NA	\$18.14	\$25.52	\$26.94	NA	NA
NRC - Incremental Charge - Manual Service Order - Add'l	SOMAN	\$12.97	NA	\$8.42	NA	\$8.06	\$11.34	\$12.76	NA	NA
NRC - Incremental Charge - Manual Service Order - Disconnect - 1st	SOMAN	\$17.77	NA	NA	NA	\$11.41	\$16.06	NA	NA	NA
NRC - Incremental Charge - Order Coordination - Time Specific (per LSR)	OCOSL	\$45.99	\$55.00	\$34.22	NA	\$32.77	\$45.27	\$45.34	\$45.43	\$55.00
2-Wire Unbundled Copper Loop (18kft or less) Note 3										
RC - Statewide, per month	UCLPB	\$15.11	\$18.00	\$13.97	\$11.89	\$21.00	NA	\$19.00	\$20.81	\$12.16
RC - Zone 1, per month (Note 2)	TBD	TBD	\$18.60	\$19.80	TBN	\$18.80	\$16.85	TBD	\$18.90	\$19.85
RC - Zone 2, per month (Note 2)	TBD	TBD	\$27.23	\$22.86	TBN	\$25.85	\$22.34	TBD	\$28.50	\$24.98
RC - Zone 3, per month (Note 2)	TBD	TBD	\$60.07	\$36.34	TBN	\$39.14	\$31.92	TBD	\$37.75	\$35.81
RC - Zone 4, per month (Note 2)	TBD	NA	NA	NA	NA	NA	\$42.13	NA	NA	NA
NRC - 1st	UCLPB	\$514.21	\$340.00	\$395.16	\$713.50	\$340.00	\$504.82	\$504.90	\$600.61	\$270.01
NRC - Add'l	UCLPB	\$464.58	\$300.00	\$217.39	\$609.44	\$300.00	\$456.24	\$456.17	\$507.33	\$234.63
NRC - Disconnect Charge - 1st	UCLPB	NA	NA	NA	NA	\$72.54	\$105.86	NA	NA	\$74.54
NRC - Disconnect Charge - Add'l	UCLPB	NA	NA	NA	NA	\$39.42	\$57.25	NA	NA	\$39.14
NRC - Incremental Charge - Manual Service Order - 1st	SOMAN	\$47.00	\$47.00	\$18.94	\$47.00	\$18.14	\$25.52	\$26.94	\$25.52	NA
NRC - Incremental Charge - Manual Service Order - Add'l	SOMAN	\$21.00	\$21.00	\$8.42	\$21.00	\$8.06	\$11.34	\$12.76	\$47.00	NA
NRC - Incremental Charge - Manual Service Order - Disconnect - 1st	SOMAN	NA	NA	\$142.27	NA	NA	NA	NA	NA	NA
NRC - Incremental Charge - Manual Service Order - Disconnect	SOMAN	\$17.77	NA	\$37.86	\$17.77	\$11.41	\$16.06	NA	\$21.00	NA
NRC - Incremental Charge - Manual Order Coordination - per loop	UCLMC	\$16.00	\$16.00	\$36.46	NA	\$32.77	\$45.27	\$45.34	\$45.43	\$34.29
2-Wire Unbundled Copper Loop (>18kft) Note 3										
RC - Statewide, per month	UCL2L	\$40.00	\$35.00	\$41.61	\$40.00	\$37.00	\$45.00	\$35.00	\$40.00	\$35.00
RC - Zone 1, per month (Note 2)	TBD	TBD	\$18.60	\$19.80	TBN	\$18.80	\$16.85	TBD	\$18.90	\$19.85
RC - Zone 2, per month (Note 2)	TBD	TBD	\$27.23	\$22.86	TBN	\$25.85	\$22.34	TBD	\$28.50	\$24.98

BELLSOUTH/Xspedius RATES
NETWORK ELEMENTS
AND OTHER SERVICES

DESCRIPTION	USOC	AL	FL	GA	KY	LA	MS	NC	SC	TN
RC - Zone 3, per month (Note 2)	TBD	TBD	\$60.07	\$36.34	TBN	\$39.14	\$31.92	TBD	\$37.75	\$35.81
RC - Zone 4, per month (Note 2)	TBD	NA	NA	NA	NA	NA	\$42.13	NA	NA	NA
NRC - 1st	UCL2L	\$514.21	\$340.00	\$395.16	\$713.50	\$340.00	\$504.82	\$504.90	\$600.61	\$270.01
NRC - Add'l	UCL2L	\$464.58	\$300.00	\$217.39	\$609.44	\$300.00	\$456.24	\$456.17	\$507.33	\$234.63
NRC - Disconnect Charge - 1st	UCL2L	NA	NA	NA	NA	\$72.54	\$105.86	NA	NA	\$74.54
NRC - Disconnect Charge - Add'l	UCL2L	NA	NA	NA	NA	\$39.42	\$57.25	NA	NA	\$39.14
NRC - Incremental Charge - Manual Service Order - 1st	SOMAN	\$47.00	\$47.00	\$18.94	\$47.00	\$18.14	\$25.52	\$26.94	\$25.52	NA
NRC - Incremental Charge - Manual Service Order - Add'l	SOMAN	\$21.00	\$21.00	\$8.42	\$21.00	\$8.06	\$11.34	\$12.76	\$47.00	NA
NRC - Incremental Charge - Manual Service Order - Disconnect - 1st	SOMAN	NA	NA	\$142.27	NA	NA	NA	NA	NA	NA
NRC - Incremental Charge - Manual Service Order - Disconnect	SOMAN	\$17.77	NA	\$37.86	\$17.77	\$11.41	\$16.06	NA	\$21.00	NA
NRC - Incremental Charge - Manual Order Coordination - per loop	UCLMC	\$16.00	\$16.00	\$36.46	NA	\$32.77	\$45.27	\$45.34	\$45.43	\$34.29
DS3 Unbundled Local Loop										
DS3 Unbundled Local Loop - per mile	1L5ND	\$43.96	\$40.01	\$29.96	\$43.69	\$38.98	\$54.39	\$32.53	\$56.71	\$30.53
DS3 Unbundled Local Loop- per Facility Termination	UE3PX	\$456.18	\$470.83	\$392.61	\$436.95	\$497.08	\$427.81	\$387.01	\$510.30	\$400.21
NRC - Facility Termination - 1st	UE3PX	\$973.58	\$770.47	\$770.96	\$1,091.00	\$709.14	\$975.22	\$964.04	\$1,091.00	\$726.16
NRC - Facility Termination - Add'l	UE3PX	\$547.59	\$436.40	\$437.71	\$661.23	\$402.63	\$549.17	\$542.73	\$654.13	\$411.64
NRC - Facility Termination - Disconnect - 1st	UE3PX	\$132.56	\$108.95	\$111.07	NA	\$102.16	\$134.07	NA	NA	\$103.36
NRC - Facility Termination - Disconnect - Add'l	UE3PX	\$129.07	\$106.01	\$108.14	NA	\$99.46	\$130.59	NA	NA	\$100.59
NRC - Incremental Charge--Manual Svc Order - 1st	SOMAC	\$70.10	NA	\$54.64	\$93.12	\$50.25	\$68.62	\$69.34	\$92.52	\$53.03
NRC - Incremental Charge--Manual Svc Order - Add'l	SOMAC	\$70.10	NA	\$54.64	\$93.12	\$50.25	\$68.62	\$69.34	\$92.52	\$53.03
NRC - Incremental Cost - Manual Svc. Order vs. Elect-Disconnect-1st	SOMAC	\$30.09	NA	\$22.77	NA	\$20.94	\$28.59	\$29.76	NA	\$22.95
NRC - Incremental Cost - Manual Svc. Order vs. Elect-Disconnect-Add'l	SOMAC	\$30.09	NA	\$22.77	NA	\$20.94	\$28.59	\$29.76	NA	\$22.95
STS-1 Unbundled Local Loop										
STS-1 Unbundled Local Loop - per mile	1L5ND	\$43.96	\$40.01	\$29.96	\$43.69	\$38.98	\$54.39	\$32.53	\$56.71	\$30.53
STS-1 Unbundled Local Loop- per Facility Termination	UDLS1	\$456.18	\$470.83	\$392.61	\$436.95	\$497.08	\$427.81	\$387.01	\$510.30	\$400.21
NRC - STS-1 - Facility Termination - 1st	UDLS1	\$973.58	\$770.47	\$770.96	\$1,091	\$709.14	\$975.22	\$964.04	\$1,091	\$726.16
NRC - STS-1 - Facility Termination - Add'l	UDLS1	\$547.59	\$436.40	\$437.71	\$661.23	\$402.63	\$549.17	\$542.73	\$654.13	\$411.64
NRC - STS-1 - Facility Termination - Disconnect - 1st	UDLS1	\$132.56	\$108.95	\$111.07	NA	\$102.16	\$134.07	NA	NA	\$103.36
NRC - STS-1 - Facility Termination - Disconnect - Add'l	UDLS1	\$129.07	\$106.01	\$108.14	NA	\$99.46	\$130.59	NA	NA	\$100.59
NRC - STS-1 - Incremental Charge--Manual Svc Order - 1st	SOMAC	\$70.10	NA	\$54.64	\$93.12	\$50.25	\$68.62	\$69.34	\$92.52	\$53.03
NRC - STS-1 - Incremental Charge--Manual Svc Order - Add'l	SOMAC	\$70.10	NA	\$54.64	\$93.12	\$50.25	\$68.62	\$69.34	\$92.52	\$53.03
NRC - STS-1 - Incremental Cost - Manual Svc. Order vs. Elect-Disconnect-1st	SOMAC	\$30.09	NA	\$22.77	NA	\$20.94	\$28.59	\$29.76	NA	\$22.95
NRC - STS-1 - Incremental Cost - Manual Svc. Order vs. Elect-Disconnect-Add'l	SOMAC	\$30.09	NA	\$22.77	NA	\$20.94	\$28.59	\$29.76	NA	\$22.95
Unbundled Loop Modification - Note 3										
Load Coil/Equipment Removal per pair - Loops up to 18kft	ULM2L	\$80.55	\$80.55	\$80.55	\$80.55	\$80.55	\$80.55	\$80.55	\$80.55	\$80.55
Load Coil/Equipment Removal per pair - Loops > 18kft - 1st	ULM2G	\$880.08	\$880.08	\$880.08	\$880.08	\$880.08	\$880.08	\$880.08	\$880.08	\$880.08
Load Coil/Equipment Removal per pair - Loops > 18kft - Add'l	ULM2G	\$27.30	\$27.30	\$27.30	\$27.30	\$27.30	\$27.30	\$27.30	\$27.30	\$27.30
Bridged Tap Removal per pair unloaded	ULMBT	\$121.14	\$121.14	\$121.14	\$121.14	\$121.14	\$121.14	\$121.14	\$121.14	\$121.14
Loop Make-Up Service Inquiry - Note 3										
Per Service Inquiry	UMKLP	\$233.75	\$233.75	\$233.75	\$233.75	\$233.75	\$233.75	\$233.75	\$233.75	\$233.75
Unbundled Sub-Loops										
Sub-Loop Analog										
Loop Distribution per 2-Wire Analog VG Loop (Including NID), per month										
NRC - Set-Up per Cross Box location - CLEC Feeder Facility set-up	USBSA	TBN	TBD	TBD	TBD	TBN	TBN	TBN	TBN	TBD
NRC - Set-Up per Cross Box location - per 25 pair panel set-up	USBSB	TBN	TBD	TBD	TBD	TBN	TBN	TBN	TBN	TBD
NRC - 1st	USBN2	TBN	\$78.28	\$207.01	\$459.85	TBN	TBN	TBN	TBN	\$586.00
NRC - Add'l	USBN2	TBN	\$58.33	\$171.32	\$352.89	TBN	TBN	TBN	TBN	\$255.00
NRC - Disconnect Charge - 1st	USBN2	TBN	NA	NA	NA	TBN	TBN	TBN	TBN	NA
NRC - Disconnect Charge - Add'l	USBN2	TBN	NA	NA	NA	TBN	TBN	TBN	TBN	NA
NRC - Incremental Charge - Manual Service Order - 1st	SOMAN	TBN	NA	\$18.94	NA	TBN	TBN	TBN	TBN	NA
NRC - Incremental Charge - Manual Service Order - Add'l	SOMAN	TBN	NA	\$8.42	NA	TBN	TBN	TBN	TBN	NA
NRC - Incremental Charge - Manual Service Order - Disconnect	SOMAN	TBN	NA	NA	NA	TBN	TBN	TBN	TBN	NA

BELLSOUTH/Xspedius RATES
NETWORK ELEMENTS
AND OTHER SERVICES

DESCRIPTION	USOC	AL	FL	GA	KY	LA	MS	NC	SC	TN
NRC - Incremental Charge - Manual Order Coordination - per loop	USBMC	TBN	TBD	TBD	TBD	TBN	TBN	TBN	TBN	TBD
Loop Distribution per 2-Wire Analog VG Loop (Excluding NID), per month	TBD	NA	NA	NA	\$9.95	NA	NA	NA	NA	\$9.23
NRC - Set-Up per Cross Box location - CLEC Feeder Facility set-up	USBSA	NA	NA	NA	\$9.95	NA	NA	NA	NA	TBD
NRC - Set-Up per Cross Box location - per 25 pair panel set-up	USBSB	NA	NA	NA	\$9.95	NA	NA	NA	NA	TBD
NRC - 1st	TBD	NA	NA	NA	\$459.85	NA	NA	NA	NA	\$587.00
NRC - Add'l	TBD	NA	NA	NA	\$352.89	NA	NA	NA	NA	\$255.00
NRC - Incremental Charge - Manual Order Coordination - per loop	USBMC	TBN	TBD	TBN	TBN	TBN	TBN	TBN	TBN	TBD
Loop Distribution per 4-Wire Analog VG Loop (Incl NID), per month	USBN4	TBN	\$11.29	TBN	TBN	TBN	TBN	TBN	TBN	TBD
NRC - Set-Up per Cross Box location - CLEC Feeder Facility set-up	USBSA	TBN	TBD	TBN	TBN	TBN	TBN	TBN	TBN	TBD
NRC - Set-Up per Cross Box location - per 25 pair panel set-up	USBSB	TBN	TBD	TBN	TBN	TBN	TBN	TBN	TBN	TBD
NRC - 1st	USBN4	TBN	\$112.07	TBN	TBN	TBN	TBN	TBN	TBN	TBD
NRC - Add'l	USBN4	TBN	\$92.11	TBN	TBN	TBN	TBN	TBN	TBN	TBD
NRC - Incremental Charge - Manual Order Coordination - per loop	USBMC	TBN	TBD	TBN	TBN	TBN	TBN	TBN	TBN	TBD
Sub-Loop-Intrabuilding Network Cable (INC) (riser cable), 2W analog, per month	USBR2									
NRC - Set-Up per Building Equipment Room - CLEC Feeder Facility set-up	USBSC	TBN	TBN	TBN	TBN	TBN	TBN	TBN	TBN	TBN
NRC - Set-Up per Building Equipment Room - per 25 pair panel set-up	USBSD	TBN	TBN	TBN	TBN	TBN	TBN	TBN	TBN	TBN
NRC - 1st	USBR2	TBN	TBN	TBN	TBN	TBN	TBN	TBN	TBN	TBN
NRC - Add'l	USBR2	TBN	TBN	TBN	TBN	TBN	TBN	TBN	TBN	TBN
NRC - Disconnect Charge - 1st	USBR2	TBN	TBN	TBN	TBN	TBN	TBN	TBN	TBN	TBN
NRC - Disconnect Charge - Add'l	USBR2	TBN	TBN	TBN	TBN	TBN	TBN	TBN	TBN	TBN
NRC - Incremental Charge - Manual Service Order - 1st	SOMAN	TBN	TBN	TBN	TBN	TBN	TBN	TBN	TBN	TBN
NRC - Incremental Charge - Manual Service Order - Add'l	SOMAN	TBN	TBN	TBN	TBN	TBN	TBN	TBN	TBN	TBN
NRC - Incremental Charge - Manual Service Order - Disconnect	SOMAN	TBN	TBN	TBN	TBN	TBN	TBN	TBN	TBN	TBN
NRC - Incremental Charge - Manual Order Coordination - per loop	USBMC	TBN	TBN	TBN	TBN	TBN	TBN	TBN	TBN	TBN
Sub-Loop-Intrabuilding Network Cable (INC) (riser cable), 4W analog, per month	USBR4	TBN	TBN	TBN	TBN	TBN	TBN	TBN	TBN	TBN
NRC - Set-Up per Building Equipment Room - CLEC Feeder Facility set-up	USBSC	TBN	TBN	TBN	TBN	TBN	TBN	TBN	TBN	TBN
NRC - Set-Up per Building Equipment Room - per 25 pair panel set-up	USBSD	TBN	TBN	TBN	TBN	TBN	TBN	TBN	TBN	TBN
NRC - 1st	USBR4	TBN	TBN	TBN	TBN	TBN	TBN	TBN	TBN	TBN
NRC - Add'l	USBR4	TBN	TBN	TBN	TBN	TBN	TBN	TBN	TBN	TBN
NRC - Disconnect Charge - 1st	USBR4	TBN	TBN	TBN	TBN	TBN	TBN	TBN	TBN	TBN
NRC - Disconnect Charge - Add'l	USBR4	TBN	TBN	TBN	TBN	TBN	TBN	TBN	TBN	TBN
NRC - Incremental Charge - Manual Service Order - 1st	SOMAN	TBN	TBN	TBN	TBN	TBN	TBN	TBN	TBN	TBN
NRC - Incremental Charge - Manual Service Order - Add'l	SOMAN	TBN	TBN	TBN	TBN	TBN	TBN	TBN	TBN	TBN
NRC - Incremental Charge - Manual Service Order - Disconnect	SOMAN	TBN	TBN	TBN	TBN	TBN	TBN	TBN	TBN	TBN
NRC - Incremental Charge - Manual Order Coordination - per loop	USBMC	TBN	TBN	TBN	TBN	TBN	TBN	TBN	TBN	TBN
Unbundled Network Terminating Wire										
UNTW Pair, per pair, per month	UENPP	TBN	\$0.67	\$1.56	\$1.24	NA	NA	NA	NA	\$1.31
Site Visit Survey, per MDU/MTU Complex, NRC	UENV5	TBN	\$225.00	\$225.00	\$225.00	NA	NA	NA	NA	\$225.00
Site Visit Set-Up - Terminal Preparation, per terminal										
NRC - 1st terminal	UENSS	TBN	\$98.00	\$98.00	\$98.00	TBN	TBN	TBN	TBN	\$98.00
NRC - Add'l terminal	UENSS	TBN	\$65.00	\$65.00	\$65.00	TBN	TBN	TBN	TBN	\$65.00
Access Terminal Provisioning & 1st 25 pair panel (SPOI), per terminal, NRC	UEN1T	TBN	\$110.00	\$110.00	\$110.00	TBN	TBN	TBN	TBN	\$110.00
Existing Access Terminal Provisioning, 2nd 25 pair panel, per terminal, NRC	UEN2T	TBN	\$35.00	\$35.00	\$35.00	TBN	TBN	TBN	TBN	\$35.00
UNTW Pair Provisioning, per pair, NRC	UENPP	TBN	\$9.00	\$9.00	\$9.00	TBN	TBN	TBN	TBN	\$9.00
Service Visit for Provisioning, per request, per premises, NRC	UENSV	TBN	\$55.00	\$55.00	\$55.00	TBN	TBN	TBN	TBN	\$55.00
Manual Service Order, NRC	MOCLA	TBN	\$45.00	\$45.00	\$45.00	TBN	TBN	TBN	TBN	\$45.00
Sub-Loop Concentration - Channelization Sys (Outside CO)										
NRC - Incremental Charge - Manual Service Order - 1st	SOMAN	\$27.37	TBD	\$18.94	TBD	BFR	BFR	BFR	BFR	TBD
NRC - Incremental Charge - Manual Service Order - Add'l	SOMAN	\$12.97	TBD	\$8.42	TBD	BFR	BFR	BFR	BFR	TBD
TR008 - System A (96 channel capacity - channels 1-96), per month	UCT8A	NA	\$792.49	\$724.79	\$757.00	NA	NA	NA	NA	\$683.78
NRC - 1st	UCT8A	NA	\$640.93	\$632.36	\$633.94	NA	NA	NA	NA	\$634.31
NRC - Add'l	UCT8A	NA	\$315.03	\$310.82	\$311.60	NA	NA	NA	NA	\$311.78

BELLSOUTH/Xpedius RATES
NETWORK ELEMENTS
AND OTHER SERVICES

DESCRIPTION	USOC	AL	FL	GA	KY	LA	MS	NC	SC	TN
TR008 - System B (96 channel capacity - channels 97-192), per month			\$155.32	\$92.91	\$95.60	NA	NA	NA	NA	\$102.12
NRC - 1st	UCT8B	NA	\$640.93	\$632.36	\$633.94	NA	NA	NA	NA	\$634.31
NRC - Add'l	UCT8B	NA	\$315.03	\$310.82	\$311.60	NA	NA	NA	NA	\$311.78
TR303 - System A (96 channel capacity - channels 1-96), per month			\$835.72	\$764.42	\$799.95	NA	NA	NA	NA	\$726.87
NRC - 1st	UCT3A	NA	\$640.93	\$632.36	\$633.94	NA	NA	NA	NA	\$634.31
NRC - Add'l	UCT3A	NA	\$315.03	\$310.82	\$311.60	NA	NA	NA	NA	\$311.78
TR303 - System B (96 channel capacity - channels 97-192), per month	UCT3B	NA	\$198.55	\$132.54	\$138.55	NA	NA	NA	NA	\$145.21
NRC - 1st	UCT3B	NA	\$640.93	\$632.36	\$633.94	NA	NA	NA	NA	\$634.31
NRC - Add'l	UCT3B	NA	\$315.03	\$310.82	\$311.60	NA	NA	NA	NA	\$311.78
DS1 Feeder Interface, per month	UCTFS	NA	\$78.43	\$72.12	\$77.02	NA	NA	NA	NA	\$76.73
NRC 1st	UCTFS	NA	\$422.74	\$425.74	\$418.13	NA	NA	NA	NA	\$418.37
NRC Add'l	UCTFS	NA	\$200.74	\$198.06	\$198.56	NA	NA	NA	NA	\$198.67
Channel Interface - 2 Wire Voice - Loop Start , per month	TBD	NA	\$2.62	\$2.38	\$2.68	NA	NA	NA	NA	\$2.61
NRC 1st	TBD	NA	\$42.39	\$41.82	\$41.92	NA	NA	NA	NA	\$41.95
NRC Add'l	TBD	NA	\$42.15	\$41.58	\$41.69	NA	NA	NA	NA	\$41.71
Channel Interface - 2 Wire ISDN, per month	ULCC1	NA	\$10.49	\$9.53	\$10.72	NA	NA	NA	NA	\$10.43
NRC 1st	ULCC1	NA	\$42.39	\$41.82	\$41.92	NA	NA	NA	NA	\$41.95
NRC Add'l	ULCC1	NA	\$42.15	\$41.58	\$41.69	NA	NA	NA	NA	\$41.71
Channel Interface - 2 Wire Voice - Ground Start or Reverse Battery, per month	TBD	NA	\$15.59	\$14.17	\$15.94	NA	NA	NA	NA	\$15.51
NRC 1st	TBD	NA	\$42.39	\$41.82	\$41.92	NA	NA	NA	NA	\$41.95
NRC Add'l	TBD	NA	\$42.15	\$41.58	\$41.69	NA	NA	NA	NA	\$41.71
Channel Interface - 4 Wire Voice, per month	ULCC4	NA	\$9.30	\$8.45	\$9.50	NA	NA	NA	NA	\$9.26
NRC 1st	ULCC4	NA	\$42.39	\$41.82	\$41.92	NA	NA	NA	NA	\$41.95
NRC Add'l	ULCC4	NA	\$42.15	\$41.58	\$41.69	NA	NA	NA	NA	\$41.71
Test Circuit, per month		NA	\$45.46	\$41.30	\$46.44	NA	NA	NA	NA	\$45.22
NRC 1st	UCTTC	NA	\$42.39	\$41.82	\$41.92	NA	NA	NA	NA	\$41.95
NRC Add'l	UCTTC	NA	\$42.15	\$41.58	\$41.69	NA	NA	NA	NA	\$41.71
Channel Interface - Digital 56Kbps, per month	ULCC5	NA	\$13.78	\$12.51	\$14.08	NA	NA	NA	NA	\$13.71
NRC 1st	ULCC5	NA	\$42.39	\$41.82	\$41.92	NA	NA	NA	NA	\$41.95
NRC Add'l	ULCC5	NA	\$42.15	\$41.58	\$41.69	NA	NA	NA	NA	\$41.71
Channel Interface - Digital 64Kbps, per month	ULCC6	NA	\$13.78	\$12.51	\$14.08	NA	NA	NA	NA	\$13.71
NRC 1st	ULCC6	NA	\$42.39	\$41.82	\$41.92	NA	NA	NA	NA	\$41.95
NRC Add'l	ULCC6	NA	\$42.15	\$41.58	\$41.69	NA	NA	NA	NA	\$41.71
Loop Concentration System (Inside C.O.)										
NRC - Incremental Charge - Manual Service Order - 1st	SOMAN	\$27.37	TBD	\$18.94	TBD	\$18.14	\$25.52	TBD	\$44.06	TBD
NRC - Incremental Charge - Manual Service Order - Add'l	SOMAN	\$12.97	TBD	\$8.42	TBD	\$8.06	\$11.34	TBD	\$13.55	TBD
Loop Channelization System - Digital Loop Carrier	TBD	NA	NA	NA	NA	NA	NA	NA	NA	NA
NRC - Loop Channelization System - Digital Loop Carrier	TBD	NA	NA	NA	NA	NA	NA	\$315.16	NA	NA
NRC - 1st	TBD	NA	NA	NA	NA	NA	NA	\$426.48	NA	NA
NRC - Add'l	TBD	NA	NA	NA	NA	NA	NA	\$103.42	NA	NA
NRC - Incremental Cost - Manual Service Order- 1st	TBD	NA	NA	NA	NA	NA	NA	\$42.19	NA	NA
NRC - Incremental Cost - Manual Service Order- Add'l	TBD	NA	NA	NA	NA	NA	NA	\$12.76	NA	NA
TR008 -System A (96 channel capacity - channels 1-96), per month	UCT8A	\$327.44	\$400.33	\$316.63	\$394.00	\$308.74	\$454.79	\$375.96	\$399.21	\$380.06
NRC - 1st	UCT8A	\$1,115.10	\$1,128.75	\$1,111.95	\$1,116.15	\$1,117.20	\$1,115.10	\$1,113.00	\$1,119.30	\$1,114.05
NRC - Add'l	UCT8A	NA	NA	NA	NA	NA	NA	NA	NA	NA
TR008 -System B (96 channel capacity - channels 97-192), per month	UCT8B	\$67.41	\$70.48	\$65.27	\$72.21	\$76.58	\$73.30	\$65.98	\$71.91	\$68.71
NRC - 1st	UCT8B	\$464.57	\$470.41	\$463.37	\$465.11	\$465.64	\$464.71	\$463.74	\$466.38	\$464.21
NRC - Add'l	UCT8B	NA	NA	NA	NA	NA	NA	NA	NA	NA
TR303 - System A (96 channel capacity - channels 1-96), per month	UCT3A	\$375.18	\$450.24	\$362.87	\$445.14	\$385.97	\$506.70	\$422.68	\$450.13	\$428.73
NRC - 1st	UCT3A	\$1,115.10	\$1,128.75	\$1,111.95	\$1,116.15	\$1,117.20	\$1,115.10	\$1,113.00	\$1,119.30	\$1,114.05
NRC - Add'l	UCT3A	NA	NA	NA	NA	NA	NA	NA	NA	NA
TR303 - System B (96 channel capacity - channels 97-192), per month	UCT3B	\$111.30	\$118.76	\$110.02	\$121.45	\$129.05	\$123.52	\$111.17	\$121.16	\$115.79

BELLSOUTH/Xspedius RATES
NETWORK ELEMENTS
AND OTHER SERVICES

DESCRIPTION	USOC	AL	FL	GA	KY	LA	MS	NC	SC	TN
NRC - 1st	UCT3B	\$464.57	\$470.41	\$463.37	\$465.11	\$465.64	\$464.71	\$463.74	\$466.38	\$464.21
NRC - Add'l	UCT3B	NA	NA	NA	NA	NA	NA	NA	NA	NA
DS1 Interface, per month	UCTCO	\$6.42	\$6.47	\$6.15	\$403.20	\$7.35	\$6.99	\$6.27	\$6.79	\$6.49
NRC 1st	UCTCO	\$367.70	\$372.32	\$366.72	\$132.18	\$368.54	\$367.80	\$367.04	\$369.13	\$367.41
NRC Add'l	UCTCO	\$132.03	\$133.69	\$130.63	\$132.18	\$132.33	\$132.07	\$131.79	\$132.54	\$131.92
Channel Interface - 2 Wire Voice - Loop Start , per month	TBD	\$2.55	\$2.66	\$2.44	\$2.79	\$2.91	\$2.77	\$0.89	\$2.69	\$2.58
NRC 1st	TBD	\$35.77	\$36.23	\$35.68	\$35.82	\$35.86	\$35.78	\$35.73	\$35.91	\$35.74
NRC Add'l	TBD	\$35.55	\$36.02	\$35.48	\$35.62	\$35.66	\$35.37	\$35.49	\$35.71	\$35.54
Channel Interface - 2 Wire ISDN, per month	ULCC1	\$10.19	\$10.67	\$9.76	\$11.18	\$11.66	\$11.10	\$9.95	\$10.76	\$10.30
NRC 1st	ULCC1	\$35.77	\$36.23	\$35.68	\$35.82	\$35.86	\$35.78	\$35.71	\$35.91	\$35.74
NRC Add'l	ULCC1	\$35.55	\$36.02	\$35.48	\$35.62	\$35.66	\$35.37	\$35.51	\$35.71	\$35.54
Channel Interface - 2 Wire Voice - Ground Start or Reverse Battery, per month	TBD	\$15.15	\$15.85	\$14.51	\$16.62	\$17.33	\$16.46	\$14.80	\$16.01	\$15.32
NRC 1st	TBD	\$35.77	\$36.23	\$35.68	\$35.82	\$35.86	\$35.78	\$35.71	\$35.91	\$35.74
NRC Add'l	TBD	\$35.55	\$36.02	\$35.48	\$35.62	\$35.66	\$35.37	\$35.51	\$35.71	\$35.54
Channel Interface - 4 Wire Voice, per month	ULCC4	\$9.04	\$9.44	\$8.65	\$9.91	\$10.34	\$9.83	\$8.82	\$9.55	\$9.13
NRC 1st	ULCC4	\$35.77	\$36.23	\$35.68	\$35.82	\$35.86	\$35.78	\$35.71	\$35.91	\$35.74
NRC Add'l	ULCC4	\$35.55	\$36.02	\$35.48	\$35.62	\$35.66	\$35.37	\$35.51	\$35.71	\$35.54
Test Circuit, per month	UCTTC	\$44.16	\$46.14	\$42.30	\$48.43	\$50.53	\$47.85	\$43.13	\$46.66	\$44.65
NRC 1st	UCTTC	\$35.77	\$36.23	\$35.68	\$35.82	\$35.86	\$35.78	\$35.71	\$35.91	\$35.74
NRC Add'l	UCTTC	\$35.55	\$36.02	\$35.48	\$35.62	\$35.66	\$35.37	\$35.51	\$35.71	\$35.54
Channel Interface - Digital 56Kbps, per month	ULCC5	TBD	TBD	TBD	TBD	TBD	TBD	TBD	TBD	TBD
NRC 1st	ULCC5	TBD	TBD	TBD	TBD	TBD	TBD	TBD	TBD	TBD
NRC Add'l	ULCC5	TBD	TBD	TBD	TBD	TBD	TBD	TBD	TBD	TBD
Channel Interface - Digital 64Kbps, per month	ULCC6	TBD	TBD	TBD	TBD	TBD	TBD	TBD	TBD	TBD
NRC 1st	ULCC6	TBD	TBD	TBD	TBD	TBD	TBD	TBD	TBD	TBD
NRC Add'l	ULCC6	TBD	TBD	TBD	TBD	TBD	TBD	TBD	TBD	TBD
DARK FIBER										
Per four fiber strands, per route mile or fraction thereof, per month	1L5DF	\$59.84	\$55.35	\$44.22	\$64.64	\$65.29	\$70.35	\$49.88	\$72.45	\$52.67
NRC - Per each four-fiber dark fiber arrangement - 1st	1L5DF	\$2,518.66	\$1,715.61	\$1,355.29	\$2,304.00	\$1,685.19	\$2,389.99	\$2,277.00	\$2,406.00	\$1,672.44
NRC - Per each four-fiber dark fiber arrangement - Add'l	1L5DF	\$835.08	\$622.68	\$273.69	\$740.93	\$580.11	\$804.32	\$733.08	\$765.30	\$509.09
NOTES:										
1	In states where a specific NRC for customer transfer, feature additions and changes is not stated, the applicable NRC from the appropriate tariff applies.									
2	Effective May 1, 2000 statewide rates will be replaced by Deaveraged Loop Rates by Zone where available. Until approximately December 31, 2000 or until such time that BellSouth billing systems have been developed to handle the new zone rate structure, BellSouth will bill at the Zone 1 Deaveraged Loop rate level only. After December 31, 2000 or such time that the billing systems have been developed to handle the new zone rate structure, BellSouth will begin billing pursuant to CLEC-1's interconnection agreement.									
3	All rates are interim and subject to true-up.									
4	Where the state Commission has adopted rates for the rate elements contained herein, it is the intent of the Parties to reflect such rates in this Exhibit and to apply the same consistent with applicable FCC and Commission rules and orders.									

BELLSOUTH/Xspedius RATES
NETWORK ELEMENTS
AND OTHER SERVICES

DESCRIPTION	USOC	AL	FL	GA	KY	LA	MS	NC	SC	TN
LOCAL EXCHANGE SWITCHING (PORTS)										
2-Wire Analog Line Port (Res., Bus.), per month										
2-wire voice unbundled port - residence	UEPRL	\$2.07	2.00 - Note 1	1.85 - Note 1	2.61 - Note 1	\$2.20	\$2.11	\$2.19	\$2.35	1.90 - Note 1
2-wire voice unbundled port with caller ID - residence	UEPRC	\$2.07	\$2.00	\$1.85	\$2.61	\$2.20	\$2.11	\$2.00	\$2.35	\$1.90
2-wire voice unbundled port outgoing only - residence	UEPRO	\$2.07	\$2.00	\$1.85	\$2.61	\$2.20	\$2.11	\$2.00	\$2.35	\$1.90
2-wire voice unbundled area plus port with caller ID - residence	UEPRM	\$2.07	\$2.00	\$1.85	\$2.61	\$2.20	\$2.11	\$2.00	\$2.35	\$1.90
2-wire voice unbundled Florida area calling with caller ID - residence	UEPAF	NA	\$2.00	NA	NA	NA	NA	NA	NA	NA
2-wire voice unbundled Louisiana Area Plus with caller ID - residence (RUL)	UEPAG	NA	NA	NA	NA	\$2.20	NA	NA	NA	NA
2-wire voice unbundled Louisiana Area Plus with caller ID - residence (AC7)	UEPAH	NA	NA	NA	NA	\$2.20	NA	NA	NA	NA
2-wire voice unbundled South Carolina Area Calling port with Caller ID - residence (LW8)	UEPAJ	NA	NA	NA	NA	NA	NA	NA	\$2.35	NA
2-wire voice unbundled Tennessee Area Calling port with Caller ID - residence (F2R)	UEPAK	NA	NA	NA	NA	NA	NA	NA	NA	\$1.90
2-wire voice unbundled Tennessee Area Calling port with Caller ID - residence (TACER)	UEPAL	NA	NA	NA	NA	NA	NA	NA	NA	\$1.90
2-wire voice unbundled Tennessee Area Calling port with Caller ID - residence (TACSR)	UEPAM	NA	NA	NA	NA	NA	NA	NA	NA	\$1.90
2-wire voice unbundled Tennessee Area Calling port with Caller ID - residence (1MF2X)	UEPAN	NA	NA	NA	NA	NA	NA	NA	NA	\$1.90
2-wire voice unbundled Tennessee Area Calling port with Caller ID - residence (2MR)	UEPAO	NA	NA	NA	NA	NA	NA	NA	NA	\$1.90
2-wire voice unbundled res, low usage line port with Caller ID (LUM)	UEPAP	\$2.07	\$2.00	\$1.85	\$2.61	\$2.20	\$2.11	\$2.00	\$2.35	\$1.90
LOCAL NUMBER PORTABILITY (REQUIRES ONE PER PORT)										
LNPCX										
2-wire voice unbundled port without Caller ID	UEPBL	\$2.07	\$2.00	\$1.85	\$2.61	\$2.20	\$2.11	\$2.00	\$2.35	\$1.90
2-wire voice unbundled port with unbundled port with Caller+E484 ID	UEPBC	\$2.07	\$2.00	\$1.85	\$2.61	\$2.20	\$2.11	\$2.00	\$2.35	\$1.90
2-wire voice unbundled outgoing only port	UEPBO	\$2.07	\$2.00	\$1.85	\$2.61	\$2.20	\$2.11	\$2.00	\$2.35	\$1.90
2-wire voice unbundled area plus port with Caller ID	UEPBM	\$2.07	\$2.00	\$1.85	\$2.61	\$2.20	\$2.11	\$2.00	\$2.35	\$1.90
2-wire voice unbundled incoming only port with Caller ID	UEPB1	\$2.07	\$2.00	\$1.85	\$2.61	\$2.20	\$2.11	\$2.00	\$2.35	\$1.90
2-wire voice unbundled LA Bus Area Calling Port with Caller ID (BUC)	UEPAA	NA	NA	NA	NA	\$2.20	NA	NA	NA	NA
2-wire voice unbundled SC Bus Area Calling Port with Caller ID (LMB)	UEPAB	NA	NA	NA	NA	NA	NA	NA	\$2.35	NA
2-wire voice unbundled TN Bus 2-Way Area Calling Port Economy Option (TACC1)	UEPAC	NA	NA	NA	NA	NA	NA	NA	NA	\$1.90
2-wire voice unbundled TN Bus 2-Way Area Calling Port Standard Option (TACC2)	UEPAD	NA	NA	NA	NA	NA	NA	NA	NA	\$1.90
2-wire voice unbundled TN Bus 2-WAY Collierville and Memphis Local Calling Port (B2F)	UEPAE	NA	NA	NA	NA	NA	NA	NA	NA	\$1.90
LOCAL NUMBER PORTABILITY (REQUIRES ONE PER PORT)										
LNPCX										
Non-Recurring Charges (NRC) - 1st (Residence)										
2-wire voice unbundled port - residence	UEPRL	\$21.93	\$38.00	\$17.16	\$37.78	\$16.43	\$22.98	\$21.60	\$24.98	BST GSST A4.3.1
2-wire voice unbundled port with caller ID - residence	UEPRC	\$21.93	\$38.00	\$17.16	\$37.78	\$16.43	\$22.98	\$24.04	\$24.98	BST GSST A4.3.1
2-wire voice unbundled port outgoing only - residence	UEPRO	\$21.93	\$38.00	\$17.16	\$37.78	\$16.43	\$22.98	\$24.04	\$24.98	BST GSST A4.3.1
2-wire voice unbundled area plus port with caller ID - residence	UEPRM	\$21.93	\$38.00	\$17.16	\$37.78	\$16.43	\$22.98	\$24.04	\$24.98	BST GSST A4.3.1
2-wire voice unbundled Florida area calling with caller ID - residence	UEPAF	NA	\$38.00	NA	NA	NA	NA	NA	NA	NA
2-wire voice unbundled Louisiana Area Plus with caller ID - residence (RUL)	UEPAG	NA	NA	NA	NA	\$16.43	NA	NA	NA	NA

BELLSOUTH/Xpedius RATES
NETWORK ELEMENTS
AND OTHER SERVICES

DESCRIPTION	USOC	AL	FL	GA	KY	LA	MS	NC	SC	TN
2-wire voice unbundled Louisiana Area Plus with caller ID - residence (AC7)	UEPAH	NA	NA	NA	NA	\$16.43	NA	NA	NA	NA
2-wire voice unbundled South Carolina Area Calling port with Caller ID - residence (LW8)	UEPAJ	NA	NA	NA	NA	NA	NA	NA	\$24.98	NA
2-wire voice unbundled Tennessee Area Calling port with Caller ID - residence (F2R)	UEPAK	NA	NA	NA	NA	NA	NA	NA	NA	BST GSST A4.3.1
2-wire voice unbundled Tennessee Area Calling port with Caller ID - residence (TACER)	UEPAL	NA	NA	NA	NA	NA	NA	NA	NA	BST GSST A4.3.1
2-wire voice unbundled Tennessee Area Calling port with Caller ID - residence (TACSR)	UEPAM	NA	NA	NA	NA	NA	NA	NA	NA	BST GSST A4.3.1
2-wire voice unbundled Tennessee Area Calling port with Caller ID - residence (1MF2X)	UEPAN	NA	NA	NA	NA	NA	NA	NA	NA	BST GSST A4.3.1
2-wire voice unbundled Tennessee Area Calling port with Caller ID - residence (2MR)	UEPAO	NA	NA	NA	NA	NA	NA	NA	NA	BST GSST A4.3.1
2-wire voice unbundled Res Low Usage Line Port with Caller+E563 ID (LUM)	UEPAP	\$21.93	\$38.00	\$17.16	\$37.78	\$16.43	\$22.98	\$24.04	\$24.98	BST GSST A4.3.1
NRC - Add'l (Residence)										
2-wire voice unbundled port - residence -	UEPRL	\$21.93	\$15.00	\$17.16	\$37.78	\$16.43	\$22.98	\$21.60	\$24.98	BST GSST A4.3.1
2-wire voice unbundled port with caller ID - residence	UEPRC	\$21.93	\$15.00	\$17.16	\$37.78	\$16.43	\$22.98	\$9.08	\$24.98	BST GSST A4.3.1
2-wire voice unbundled port outgoing only - residence	UEPRO	\$21.93	\$15.00	\$17.16	\$37.78	\$16.43	\$22.98	\$9.08	\$24.98	BST GSST A4.3.1
2-wire voice unbundled area plus port with caller ID - residence	UEPRM	\$21.93	\$15.00	\$17.16	\$37.78	\$16.43	\$22.98	\$9.08	\$24.98	BST GSST A4.3.1
2-wire voice unbundled Florida area calling with caller ID - residence	UEPAF	NA	\$15.00	NA	NA	NA	NA	NA	NA	NA
2-wire voice unbundled Louisiana Area Plus with caller ID - residence (RUL)	UEPAG	NA	NA	NA	NA	\$16.43	NA	NA	NA	NA
2-wire voice unbundled Louisiana Area Plus with caller ID - residence (AC7)	UEPAH	NA	NA	NA	NA	\$16.43	NA	NA	NA	NA
2-wire voice unbundled South Carolina Area Calling port with Caller ID - residence (LW8)	UEPAJ	NA	NA	NA	NA	NA	NA	NA	\$24.98	NA
2-wire voice unbundled Tennessee Area Calling port with Caller ID - residence (F2R)	UEPAK	NA	NA	NA	NA	NA	NA	NA	NA	BST GSST A4.3.1
2-wire voice unbundled Tennessee Area Calling port with Caller ID - residence (TACER)	UEPAL	NA	NA	NA	NA	NA	NA	NA	NA	BST GSST A4.3.1
2-wire voice unbundled Tennessee Area Calling port with Caller ID - residence (TACSR)	UEPAM	NA	NA	NA	NA	NA	NA	NA	NA	BST GSST A4.3.1
2-wire voice unbundled Tennessee Area Calling port with Caller ID - residence (1MF2X)	UEPAN	NA	NA	NA	NA	NA	NA	NA	NA	BST GSST A4.3.1
2-wire voice unbundled Tennessee Area Calling port with Caller ID - residence (2MR)	UEPAO	NA	NA	NA	NA	NA	NA	NA	NA	BST GSST A4.3.1
2-wire voice unbundled Res Low Usage Line Port with Caller ID (LUM)	UEPAP	\$21.93	\$15.00	\$17.16	\$37.78	\$16.43	\$22.98	\$9.08	\$24.98	BST GSST A4.3.1
NRC - 1st (Business)										
2-wire Voice Unbundled Port without Caller ID	UEPBL	\$21.93	\$38.00	\$17.16	\$37.55	\$16.43	\$22.98	\$21.60	\$24.98	BST GSST A4.3.1
2-wire voice unbundled port with Caller ID	UEPBC	\$21.93	\$38.00	\$17.16	\$37.55	\$16.43	\$22.98	\$24.04	\$24.98	BST GSST A4.3.1
2-wire voice unbundled outgoing only port	UEPBO	\$21.93	\$38.00	\$17.16	\$37.55	\$16.43	\$22.98	\$24.04	\$24.98	BST GSST A4.3.1
2-wire voice unbundled Area Plus Port with Caller ID	UEPBM	\$21.93	\$38.00	\$17.16	\$37.55	\$16.43	\$22.98	\$24.04	\$24.98	BST GSST A4.3.1

BELLSOUTH/Xpedius RATES
NETWORK ELEMENTS
AND OTHER SERVICES

DESCRIPTION	USOC	AL	FL	GA	KY	LA	MS	NC	SC	TN
2-wire voice unbundled Incoming only Port with Caller ID	UEPB1	\$21.93	\$38.00	\$17.16	\$37.55	\$16.43	\$22.98	\$24.04	\$24.98	BST GSST A4.3.1
2-wire voice unbundled LA Bus Area Calling Port with Caller ID (BUC)	UEPAA	NA	NA	NA	NA	\$16.43	NA	NA	NA	NA
2-wire voice unbundled SC Bus Area Calling Port with Caller ID+E587 (LMB)	UEPAB	NA	NA	NA	NA	NA	NA	NA	\$24.98	NA
2-wire voice unbundled TN Bus 2-way Area Calling Port Economy Option (TACC1)	UEPAC	NA	NA	NA	NA	NA	NA	NA	NA	BST GSST A4.3.1
2-wire voice unbundled TN Bus 2-way Area Calling Port Standard Option (TACC2)	UEPAD	NA	NA	NA	NA	NA	NA	NA	NA	BST GSST A4.3.1
2-wire voice unbundled TN Bus 2-way Collierville and Memphis Local Calling Port (B2F)	UEPAE	NA	NA	NA	NA	NA	NA	NA	NA	BST GSST A4.3.1
										BST GSST A4.3.1
NRC - Add'l (Business)	UEPBL	\$21.93	\$15.00	\$17.16	\$37.55	\$16.43	\$22.98	\$9.08	\$24.98	BST GSST A4.3.1
2-wire voice unbundled port without Caller ID	UEPBL	\$21.93	\$15.00	\$17.16	\$37.55	\$16.43	\$22.98	\$21.60	\$24.98	BST GSST A4.3.1
2-wire voice unbundled port with Caller ID	UEPBC	\$21.93	\$15.00	\$17.16	\$37.55	\$16.43	\$22.98	\$9.08	\$24.98	BST GSST A4.3.1
2-wire voice unbundled outgoing only port	UEPBO	\$21.93	\$15.00	\$17.16	\$37.55	\$16.43	\$22.98	\$9.08	\$24.98	BST GSST A4.3.1
2-wire voice unbundled Area Plus Port with Caller ID	UEPBM	\$21.93	\$15.00	\$17.16	\$37.55	\$16.43	\$22.98	\$9.08	\$24.98	BST GSST A4.3.1
2-wire voice unbundled incoming only port with Caller ID	UEPB1	\$21.93	\$15.00	\$17.16	\$37.55	\$16.43	\$22.98	\$9.08	\$24.98	BST GSST A4.3.1
2-wire voice unbundled LA Bus Area Calling Port with Caller ID (BUC)	UEPAA	NA	NA	NA	NA	\$16.43	NA	NA	NA	NA
2-wire voice unbundled SC Bus Area Calling Port with Caller ID (LMB)	UEPAB	NA	NA	NA	NA	NA	NA	NA	\$24.98	NA
2-wire voice unbundled TN Bus 2-way Area Calling Port Economy Option (TACC1)	UEPAC	NA	NA	NA	NA	NA	NA	NA	NA	BST GSST A4.3.1
2-wire voice unbundled TN Bus 2-way Area Calling Port Standard Option (TACC2)	UEPAD	NA	NA	NA	NA	NA	NA	NA	NA	BST GSST A4.3.1
2-wire voice unbundled TN Bus 2-way Collierville and Memphis Local Calling Port (B2F)	UEPAE	NA	NA	NA	NA	NA	NA	NA	NA	BST GSST A4.3.1
NRC - Disconnect Charge - 1st										
2-wire voice unbundled port - residence		\$6.21	NA	NA	NA	\$4.38	\$6.56	NA	NA	NA
2-wire voice unbundled port with caller ID - residence		\$6.21	NA	NA	NA	\$4.38	\$6.56	NA	NA	NA
2-wire voice unbundled port outgoing only - residence		\$6.21	NA	NA	NA	\$4.38	\$6.56	NA	NA	NA
2-wire voice unbundled area plus port with caller ID - residence		\$6.21	NA	NA	NA	\$4.38	\$6.56	NA	NA	NA
2-wire voice unbundled Florida area calling with caller ID - residence		NA	NA	NA	NA	NA	NA	NA	NA	NA
2-wire voice unbundled Louisiana Area Plus with caller ID - residence (RUL)		NA	NA	NA	NA	\$4.38	NA	NA	NA	NA
2-wire voice unbundled Louisiana Area Plus with caller ID - residence (AC7)		NA	NA	NA	NA	\$4.38	NA	NA	NA	NA
2-wire voice unbundled South Carolina Area Calling port with Caller ID - residence (LW8)		NA	NA	NA	NA	NA	NA	NA	NA	NA
2-wire voice unbundled Tennessee Area Calling port with Caller ID - residence (F2R)		NA	NA	NA	NA	NA	NA	NA	NA	NA
2-wire voice unbundled Tennessee Area Calling port with Caller ID - residence (TACER)		NA	NA	NA	NA	NA	NA	NA	NA	NA
2-wire voice unbundled Tennessee Area Calling port with Caller ID - residence (TACSR)		NA	NA	NA	NA	NA	NA	NA	NA	NA
2-wire voice unbundled Tennessee Area Calling port with Caller ID - residence (1MF2X)		NA	NA	NA	NA	NA	NA	NA	NA	NA

BELLSOUTH/Xspedius RATES
NETWORK ELEMENTS
AND OTHER SERVICES

DESCRIPTION	USOC	AL	FL	GA	KY	LA	MS	NC	SC	TN
2-wire voice unbundled Tennessee Area Calling port with Caller ID - residence (2MR)		NA	NA	NA	NA	NA	NA	NA	NA	NA
2-wire voice unbundled Res Low Usage Line Port with Caller ID (LUM)		\$6.21	NA	NA	NA	\$4.38	\$6.56	NA	NA	NA
2-wire voice unbundled port without Caller ID		\$6.21	NA	NA	NA	\$4.38	\$6.56	NA	NA	NA
2-wire voice unbundled port with Caller ID		\$6.21	NA	NA	NA	\$4.38	\$6.56	NA	NA	NA
2-wire voice unbundled outgoing only Port		\$6.21	NA	NA	NA	\$4.38	\$6.56	NA	NA	NA
2-wire voice unbundled Area Plus Port with Caller ID		\$6.21	NA	NA	NA	\$4.38	\$6.56	NA	NA	NA
2-wire voice unbundled Incoming only Port with Caller ID		\$6.21	NA	NA	NA	\$4.38	\$6.56	NA	NA	NA
2-wire voice unbundled LA Bus Area Calling Port with Caller ID (BUC)		NA	NA	NA	NA	\$4.38	NA	NA	NA	NA
2-wire voice unbundles SC Bus Area Calling Port with Caller ID (LMB)		NA	NA	NA	NA	NA	NA	NA	NA	NA
2-wire voice unbundled TN Bus 2-way Area Calling Port Economy Option (TACC1)		NA	NA	NA	NA	NA	NA	NA	NA	NA
2-wire voice unbundled TN Bus 2-way Area Calling Port Standard Option (TACC2)		NA	NA	NA	NA	NA	NA	NA	NA	NA
2-wire voice unbundled TN Bus 2-Way Collierville and Memphis Local Calling Port (B2F)		NA	NA	NA	NA	NA	NA	NA	NA	NA
NRC - Disconnect Charge - Add'l										
2-wire voice unbundled port - residence		\$6.21	NA	NA	NA	\$4.38	\$6.56	NA	NA	NA
2-wire voice unbundled port with caller ID - residence		\$6.21	NA	NA	NA	\$4.38	\$6.56	NA	NA	NA
2-wire voice unbundled port outgoing only - residence		\$6.21	NA	NA	NA	\$4.38	\$6.56	NA	NA	NA
2-wire voice unbundled area plus port with caller ID - residence		\$6.21	NA	NA	NA	\$4.38	\$6.56	NA	NA	NA
2-wire voice unbundled Florida area calling with caller ID - residence		NA	NA	NA	NA	NA	NA	NA	NA	NA
2-wire voice unbundled Louisiana Area Plus with caller ID - residence (RUL)		NA	NA	NA	NA	\$4.38	NA	NA	NA	NA
2-wire voice unbundled Louisiana Area Plus with caller ID - residence (AC7)		NA	NA	NA	NA	\$4.38	NA	NA	NA	NA
2-wire voice unbundled South Carolina Area Calling port with Caller ID - residence (LW8)		NA	NA	NA	NA	NA	NA	NA	NA	NA
2-wire voice unbundled Tennessee Area Calling port with Caller ID - residence (F2R)		NA	NA	NA	NA	NA	NA	NA	NA	NA
2-wire voice unbundled Tennessee Area Calling port with Caller ID - residence (TACER)		NA	NA	NA	NA	NA	NA	NA	NA	NA
2-wire voice unbundled Tennessee Area Calling port with Caller ID - residence (TACSR)		NA	NA	NA	NA	NA	NA	NA	NA	NA
2-wire voice unbundled Tennessee Area Calling port with Caller ID - residence (1MF2X)		NA	NA	NA	NA	NA	NA	NA	NA	NA
2-wire voice unbundled Tennessee Area Calling port with Caller ID - residence (2MR)		NA	NA	NA	NA	\$4.38	\$6.56	NA	NA	NA
2-wire voice unbundled Res Low Usage Line Port with Caller ID (LUM)		\$6.21	NA	NA	NA	\$4.38	\$6.56	NA	NA	NA
2-wire voice unbundled port without Caller ID		\$6.21	NA	NA	NA	\$4.38	\$6.56	NA	NA	NA
2-wire voice unbundled port with Caller ID		\$6.21	NA	NA	NA	\$4.38	\$6.56	NA	NA	NA
2-wire voice unbundled outgoing only port		\$6.21	NA	NA	NA	\$4.38	\$6.56	NA	NA	NA
2-wire voice unbundled Area Plus Port with Caller ID		\$6.21	NA	NA	NA	\$4.38	\$6.56	NA	NA	NA
2-wire voice unbundled incoming only port with Caller ID		\$6.21	NA	NA	NA	\$4.38	\$6.56	NA	NA	NA
2-wire voice unbundled LA Bus Area Calling Port with Caller ID (BUC)		NA	NA	NA	NA	\$4.38	NA	NA	NA	NA
2-wire voice unbundled SC Bus Area Calling Port with Caller ID (LMB)		NA	NA	NA	NA	NA	NA	NA	NA	NA
2-wire voice unbundled TN Bus 2-way Area Calling Port Economy Option (TACC1)		NA	NA	NA	NA	NA	NA	NA	NA	NA
2-wire voice unbundled TN Bus 2-way Area Calling Port Standard Option (TACC2)		NA	NA	NA	NA	NA	NA	NA	NA	NA

BELLSOUTH/Xpedius RATES
NETWORK ELEMENTS
AND OTHER SERVICES

DESCRIPTION	USOC	AL	FL	GA	KY	LA	MS	NC	SC	TN
2-wire voice unbundled TN Bus 2-way Collierville and Memphis Local Calling Port (B2F)		NA	NA	NA	NA	NA	NA	NA	NA	NA
NRC - Incremental Charge - Manual Service Order - 1st	SOMAN	\$27.37	NA	\$18.94	NA	\$18.14	\$25.52	\$26.94	\$44.42	NA
NRC - Incremental Charge - Manual Service Order - Add'l	SOMAN	\$12.97	NA	\$8.42	NA	\$8.06	\$11.34	\$12.76	\$14.63	NA
NRC - Incremental Charge - Manual Service Order - Disconnect - 1st	SOMAN	\$17.77	NA	NA	NA	\$10.39	\$16.06	NA	NA	NA
NRC - Incremental Charge - Manual Service Order - Disconnect - Add'l	SOMAN	\$1.44	NA	NA	NA	NA	NA	NA	NA	NA
All available features, per month	UEPVF	\$5.55	NA	NA	NA	\$8.28	\$6.75	NA	\$6.29	NA
NRC - 1st (all types)		\$24.72	NA	NA	NA	NA	\$21.42	NA	\$36.24	NA
NRC - Add'l (all types)		\$24.72	NA	NA	NA	NA	\$21.42	NA	\$36.24	NA
NRC - Disconnect Charge - 1st		\$18.41	NA	NA	NA	NA	\$19.68	NA	NA	NA
NRC - Disconnect Charge - Add'l		\$18.41	NA	NA	NA	NA	\$19.68	NA	NA	NA
NRC - Incremental Charge - Manual Service Order - 1st	SOMAN	\$27.37	NA	NA	NA	NA	\$25.52	NA	\$44.42	NA
NRC - Incremental Charge - Manual Service Order - Add'l	SOMAN	\$12.97	NA	NA	NA	NA	\$11.34	NA	\$14.63	NA
NRC - Incremental Charge - Manual Service Order - Disconnect - 1st	SOMAN	\$17.77	NA	NA	NA	NA	\$16.06	NA	NA	NA
NRC - Incremental Charge - Manual Service Order - Disconnect - Add'l	SOMAN	\$1.44	NA	NA	NA	NA	NA	NA	NA	NA
Three available feature, per month	UEPVF	NA	NA	NA	NA	\$8.28	\$3.31	NA	\$3.03	NA
NRC - 1st (all types)		NA	NA	NA	NA	NA	\$3.06	NA	\$4.53	NA
NRC - Add'l (all types)		NA	NA	NA	NA	NA	\$3.06	NA	\$4.53	NA
NRC - Disconnect Charge - 1st		NA	NA	NA	NA	NA	\$8.20	NA	NA	NA
NRC - Disconnect Charge - Add'l		NA	NA	NA	NA	NA	\$8.20	NA	NA	NA
NRC - Incremental Charge - Manual Service Order - 1st	SOMAN	NA	NA	NA	NA	NA	\$25.52	NA	\$44.42	NA
NRC - Incremental Charge - Manual Service Order - Add'l	SOMAN	NA	NA	NA	NA	NA	\$11.34	NA	\$14.63	NA
NRC - Incremental Charge - Manual Service Order - Disconnect - 1st	SOMAN	NA	NA	NA	NA	NA	\$16.06	NA	NA	NA
NRC - Incremental Charge - Manual Service Order - Disconnect - Add'l	SOMAN	NA	NA	NA	NA	NA	NA	NA	NA	NA
4-Wire Analog VG Port, per month	UEP4A	NA	\$9.14	\$8.47	NA	\$10.13	\$9.60	\$8.69	\$2.28	NA
NRC - 1st	UEP4A	NA	\$5.86	\$17.16	NA	\$16.43	\$22.98	\$21.69	\$3.50	NA
NRC - Add'l	UEP4A	NA	\$5.86	\$17.16	NA	\$16.43	\$22.98	\$21.69	\$3.50	NA
NRC - Disconnect Charge - 1st	BFR	NA	NA	NA	NA	\$3.77	\$6.56	NA	NA	NA
NRC - Disconnect Charge - Add'l	BFR	NA	NA	NA	NA	\$3.77	\$6.56	NA	NA	NA
NRC - Incremental Charge - Manual Service Order - 1st	SOMAN	NA	NA	\$18.94	NA	\$18.14	\$25.52	\$26.85	NA	NA
NRC - Incremental Charge - Manual Service Order - Add'l	SOMAN	NA	NA	\$8.42	NA	\$8.06	\$11.34	\$12.67	NA	NA
NRC - Incremental Charge - Manual Service Order - Disconnect - 1st	SOMAN	NA	NA	NA	NA	\$8.94	\$16.06	NA	NA	NA
2-Wire DID Port, per month	UEPP2	\$12.08	TBD	\$11.35	NA	\$13.12	\$14.63	\$12.36	\$12.08	\$12.68
NRC - 1st	UEPP2	\$50.00	TBD	\$61.91	NA	\$59.28	\$83.09	\$81.84	\$50.00	BST GSST A4.3.1
NRC - Add'l	UEPP2	\$18.00	TBD	\$61.91	NA	\$59.28	\$83.09	\$81.84	\$50.00	BST GSST A4.3.1
NRC - Disconnect Charge - 1st	UEPP2	NA	NA	NA	NA	\$9.20	\$13.48	NA	NA	NA
NRC - Disconnect Charge - Add'l	UEPP2	NA	NA	NA	NA	\$9.20	\$13.48	NA	NA	NA
NRC - Incremental Charge - Manual Service Order - 1st	SOMAN	NA	NA	\$18.94	NA	\$18.14	\$25.52	\$26.94	NA	NA
NRC - Incremental Charge - Manual Service Order - Add'l	SOMAN	NA	NA	\$8.42	NA	\$8.06	\$11.34	\$12.76	NA	NA
NRC - Incremental Charge - Manual Service Order - Disconnect - 1st	SOMAN	NA	NA	NA	NA	\$10.39	\$16.07	NA	NA	NA
4-Wire DS1 Port w/DID capability, per month	UEPDD	\$130.23	\$125.00	\$120.80	NA	\$149.27	\$146.46	\$123.65	\$130.23	\$120.00
NRC - 1st	UEPDD	\$50.00	\$112.00	\$89.44	NA	\$85.63	\$117.81	\$116.59	\$60.00	To be negotiated
NRC - Add'l	UEPDD	\$18.00	\$91.00	\$52.46	NA	\$50.23	\$71.18	\$69.92	\$60.00	To be negotiated
NRC - Disconnect Charge - 1st	UEPDD	NA	NA	NA	NA	\$8.82	\$12.94	NA	NA	NA
NRC - Disconnect Charge - Add'l	UEPDD	NA	NA	NA	NA	\$8.82	\$12.94	NA	NA	NA

Version 1000/6/5/00
7/7/00 Filefolder

PORTS

BELLSOUTH/Xpedius RATES
NETWORK ELEMENTS
AND OTHER SERVICES

DESCRIPTION	USOC	AL	FL	GA	KY	LA	MS	NC	SC	TN
NRC - Incremental Charge - Manual Service Order - 1st	SOMAN	NA	NA	\$18.94	NA	\$18.14	\$25.52	\$26.94	NA	NA
NRC - Incremental Charge - Manual Service Order - Add'l	SOMAN	NA	NA	\$8.42	NA	\$8.06	\$11.34	\$12.76	NA	NA
NRC - Incremental Charge - Manual Service Order - Disconnect - 1st	SOMAN	NA	NA	NA	NA	\$10.39	\$16.06	NA	NA	NA
2-Wire ISDN Port(2) (3), per month	U1PMA	\$16.42	\$13.00	\$13.47	\$12.33	\$23.33	\$51.91	\$24.50	\$33.74	\$1.90
NRC - 1st	U1PMA	\$63.24	\$88.00	\$47.37	\$90.48	\$45.35	\$63.59	\$62.29	\$65.79	BST GSST A4.3.1
NRC - Add'l	U1PMA	\$63.24	\$66.00	\$47.37	\$84.53	\$45.35	\$63.59	\$62.29	\$65.79	BST GSST A4.3.1
NRC - Disconnect Charge - 1st	U1PMA	\$5.69	NA	NA	NA	\$4.31	\$7.04	NA	NA	NA
NRC - Disconnect Charge - Add'l	U1PMA	\$5.69	NA	NA	NA	\$4.31	\$7.04	NA	NA	NA
NRC - Incremental Charge - Manual Service Order - 1st	SOMAN	\$56.19	NA	\$39.98	NA	\$38.29	\$53.87	\$55.30	\$67.52	NA
NRC - Incremental Charge - Manual Service Order - Add'l	SOMAN	\$56.19	NA	\$39.98	NA	\$38.29	\$53.87	\$55.30	\$67.52	NA
NRC - Incremental Charge - Manual Service Order - Disconnect - 1st	SOMAN	\$12.97	NA	NA	NA	\$6.65	\$11.34	NA	NA	NA
NRC - Incremental Charge - Manual Service Order - Disconnect - Add'l	SOMAN	\$12.97	NA	NA	NA	\$6.65	\$11.34	NA	NA	NA
NRC - User Profile per B Channel (4)	U1UMA	NA	NA	NA	\$5.61	NA	NA	NA	NA	NA
2-Wire ISDN Port(2) (3) including all available features, per month	U1PMA	NA	NA	NA	NA	NA	NA	NA	\$38.68	NA
NRC - 1st	U1PMA	NA	NA	NA	NA	NA	NA	NA	\$106.40	NA
NRC - Add'l	U1PMA	NA	NA	NA	NA	NA	NA	NA	\$106.40	NA
NRC - Incremental Charge - Manual Service Order - 1st	SOMAN	NA	NA	NA	NA	NA	NA	NA	\$67.52	NA
NRC - Incremental Charge - Manual Service Order - Add'l	SOMAN	NA	NA	NA	NA	NA	NA	NA	\$67.52	NA
2-Wire ISDN Port(2) (3) including three available features, per month	U1PMA	NA	NA	NA	NA	NA	NA	NA	\$36.01	NA
NRC - 1st	U1PMA	NA	NA	NA	NA	NA	NA	NA	\$70.32	NA
NRC - Add'l	U1PMA	NA	NA	NA	NA	NA	NA	NA	\$70.32	NA
NRC - Incremental Charge - Manual Service Order - 1st	SOMAN	NA	NA	NA	NA	NA	NA	NA	\$67.52	NA
NRC - Incremental Charge - Manual Service Order - Add'l	SOMAN	NA	NA	NA	NA	NA	NA	NA	\$67.52	NA
4-Wire ISDN DS1 Port, per month	UEPEX	\$186.02	NA	\$163.16	NA	\$194.72	\$213.21	\$179.75	\$214.79	\$308.00
NRC - 1st	UEPEX	\$244.85	NA	\$186.80	NA	\$181.89	\$244.12	\$241.63	\$278.37	To be negotiated
NRC - Add'l	UEPEX	\$244.85	NA	\$186.80	NA	\$181.89	\$244.12	\$241.63	\$278.37	To be negotiated
NRC - Disconnect Charge - 1st	UEPEX	\$51.19	NA	NA	NA	\$27.11	\$53.32	NA	NA	NA
NRC - Disconnect Charge - Add'l	UEPEX	\$51.19	NA	NA	NA	\$27.11	\$53.32	NA	NA	NA
NRC - Incremental Charge - Manual Service Order - 1st	SOMAN	\$54.75	NA	\$37.88	NA	\$33.18	\$51.03	\$53.89	\$65.48	NA
NRC - Incremental Charge - Manual Service Order - Add'l	SOMAN	\$54.75	NA	\$37.88	NA	\$33.18	\$51.03	\$53.89	\$65.48	NA
NRC - Incremental Charge - Manual Service Order - Disconnect - 1st	SOMAN	\$11.53	NA	NA	NA	\$7.73	\$8.51	NA	NA	NA
NRC - Incremental Charge - Manual Service Order - Disconnect - Add'l	SOMAN	\$11.53	NA	NA	NA	\$7.73	\$8.51	NA	NA	NA
4-Wire ISDN DS1 Port including all available features, per month	UEPEX	NA	NA	NA	\$275.48	NA	NA	NA	\$251.00	NA
NRC - 1st	UEPEX	NA	NA	NA	\$181.27	NA	NA	NA	\$311.73	NA
NRC - Add'l	UEPEX	NA	NA	NA	\$116.42	NA	NA	NA	\$311.73	NA
NRC - Incremental Charge - Manual Service Order - 1st	SOMAN	NA	NA	NA	NA	NA	NA	NA	\$65.48	NA
NRC - Incremental Charge - Manual Service Order - Add'l	SOMAN	NA	NA	NA	NA	NA	NA	NA	\$65.48	NA
2-Wire Analog Line Port (PBX), per month										
2 WIRE VOICE UNBUNDLED COMBINATION 2-WAY PBX TRUNK - Residence	UEPRD	\$2.07	\$2.00	\$1.85	\$2.61	\$2.20	\$2.11	\$2.18	\$2.35	\$1.90
LINE SIDE UNBUNDLED COMBINATION 2-WAY PBX TRUNK - BUSINESS	UEPPC	\$2.07	\$2.00	\$1.85	\$2.61	\$2.20	\$2.11	\$2.00	\$2.35	\$1.90
LINE SIDE UNBUNDLED OUTWARD PBX TRUNK - BUSINESS	UEPPO	\$2.07	\$2.00	\$1.85	\$2.61	\$2.20	\$2.11	\$2.00	\$2.35	\$1.90
LINE SIDE UNBUNDLED INCOMING PBX TRUNK - BUSINESS	UEPP1	\$2.07	\$2.00	\$1.85	\$2.61	\$2.20	\$2.11	\$2.00	\$2.35	\$1.90
LONG DISTANCE TERMINAL PBX TRUNK-BUSINESS	UEPLD	\$2.07	\$2.00	\$1.85	\$2.61	\$2.20	\$2.11	\$2.00	\$2.35	\$1.90
TN 2-WAY CALLING PLAN PBX TRUNK - BUSINESS	UEPT2	\$2.07	\$2.00	\$1.85	\$2.61	\$2.20	\$2.11	\$2.00	\$2.35	\$1.90
TN OUTWARD CALLING PLAN PBX TRUNK - BUSINESS	UEPTO	\$2.07	\$2.00	\$1.85	\$2.61	\$2.20	\$2.11	\$2.00	\$2.35	\$1.90
2-WIRE VOICE UNBUNDLED 2-WAY COMBINATION PBX ALABAMA CALLING PORT	UEPA2	\$2.07	NA	NA	NA	NA	NA	NA	NA	NA

BELLSOUTH/Xpedius RATES
NETWORK ELEMENTS
AND OTHER SERVICES

DESCRIPTION	USOC	AL	FL	GA	KY	LA	MS	NC	SC	TN
2-WIRE VOICE UNBUNDLED 2-WAY COMBINATION PBX LOUISIANA CALLING PORT	UEPL2	NA	NA	NA	NA	\$2.20	NA	NA	NA	NA
2-WIRE VOICE UNBUNDLED PBX LD TERMINAL PORTS	UEPLD	\$2.07	\$2.00	\$1.85	\$2.61	\$2.20	\$2.11	\$2.00	\$2.35	\$1.90
2-WIRE VOICE UNBUNDLED 2-WAY COMBINATION PBX TENNESSEE CALLING PORT	UEPT2	NA	NA	NA	NA	NA	NA	NA	NA	\$1.90
2-WIRE VOICE UNBUNDLED 1-WAY OUTGOING PBX TENNESSEE CALLING PORT	UEPTO	NA	NA	NA	NA	NA	NA	NA	NA	\$1.90
2-WIRE VOICE UNBUNDLED 2-WAY COMBINATION PBX USAGE PORT	UEPXA	\$2.07	\$2.00	\$1.85	\$2.61	\$2.20	\$2.11	\$2.00	\$2.35	\$1.90
2-WIRE VOICE UNBUNDLED PBX TOLL TERMINAL HOTEL PORTS	UEPXB	\$2.07	\$2.00	\$1.85	\$2.61	\$2.20	\$2.11	\$2.00	\$2.35	\$1.90
2-WIRE VOICE UNBUNDLED PBX LD DDD TERMINALS PORT	UEPXC	\$2.07	\$2.00	\$1.85	\$2.61	\$2.20	\$2.11	\$2.00	\$2.35	\$1.90
2-WIRE VOICE UNBUNDLED PBX LD TERMINAL SWITCHBOARD PORT	UEPXD	\$2.07	\$2.00	\$1.85	\$2.61	\$2.20	\$2.11	\$2.00	\$2.35	\$1.90
2-WIRE VOICE UNBUNDLED PBX LD TERMINAL SWITCHBOARD IDD CAPABLE PORT	UEPXE	\$2.07	\$2.00	\$1.85	\$2.61	\$2.20	\$2.11	\$2.00	\$2.35	\$1.90
2-WIRE VOICE UNBUNDLED 2-WAY PBX KENTUCKY ROOM AREA CALLING PORT WITHOUT LUD	UEPXF	NA	NA	NA	\$2.61	NA	NA	NA	NA	NA
2-WIRE VOICE UNBUNDLED PBX KENTUCKY LUD AREA CALLING PORT	UEPXG	NA	NA	NA	\$2.61	NA	NA	NA	NA	NA
2-WIRE VOICE UNBUNDLED PBX KENTUCKY PREMIUM CALLING PORT	UEPXH	NA	NA	NA	\$2.61	NA	NA	NA	NA	NA
2-WIRE VOICE UNBUNDLED 2-WAY KENTUCKY AREA CALLING PORT WITHOUT LUD	UEPXJ	NA	NA	NA	\$2.61	NA	NA	NA	NA	NA
2-WIRE VOICE UNBUNDLED 2-WAY PBX LOUISIANA LOCAL OPTIONAL CALLING PORT	UEPXK	NA	NA	NA	NA	\$2.20	NA	NA	NA	NA
2-WIRE VOICE UNBUNDLED 2-WAY PBX HOTEL/HOSPITAL ECONOMY ADMINISTRATIVE CALLING PORT	UEPXL	\$2.07	\$2.00	\$1.85	\$2.61	\$2.20	\$2.11	\$2.00	\$2.35	\$1.90
2-WIRE VOICE UNBUNDLED 2-WAY PBX HOTEL/HOSPITAL ECONOMY ROOM CALLING PORT	URPXM	\$2.07	\$2.00	\$1.85	\$2.61	\$2.20	\$2.11	\$2.00	\$2.35	\$1.90
2-WIRE VOICE UNBUNDLED 1-WAY OUTGOING PBX HOTEL/HOSPITAL ECONOMY ADMINISTRATIVE CALLING PORTTENNESSEE CALLING PORT	UEPXN	NA	NA	NA	NA	NA	NA	NA	NA	\$1.90
2-WIRE VOICE UNBUNDLED 1-WAY OUTGOING PBX HOTEL/HOSPITAL DISCOUNT ROOM CALLING PORT	UEPXO	\$2.07	\$2.00	\$1.85	\$2.61	\$2.20	\$2.11	\$2.00	\$2.35	\$1.90
2-WIRE VOICE UNBUNDLED 1-WAY OUTGOING PBX LOUISIANA LOCAL DISCOUNT CALLING PORT	UEPXP	NA	NA	NA	NA	\$2.20	NA	NA	NA	NA
2-WIRE VOICE UNBUNDLED 2-WAY PBX MISSISSIPPI LOCAL ECONOMY CALLING PORT	UEPXQ	NA	NA	NA	NA	NA	\$2.11	NA	NA	NA
2-WIRE VOICE UNBUNDLED 2-WAY PBX MISSISSIPPI LOCAL OPTIONAL CALLING PORT	UEPXR	NA	NA	NA	NA	NA	\$2.11	NA	NA	NA
2-WIRE VOICE UNBUNDLED 1-WAY OUTGOING PBXMEASURED PORT	UEPXS	\$2.07	\$2.00	\$1.85	\$2.61	\$2.20	\$2.11	\$2.00	\$2.35	\$1.90
2-WIRE VOICE UNBUNDLED 2-WAY PBX SOUTH CAROLINA AREA PLUS CALLING PORT	UEPXT	NA	NA	NA	NA	NA	NA	NA	\$2.35	NA
2-WIRE VOICE UNBUNDLED PBX COLLIERVILLE & MEMPHIS CALLING PORT	UEPXU	NA	NA	NA	NA	NA	NA	NA	NA	\$1.90
2-WIRE VOICE UNBUNDLED 2-WAY PBX TENNESSEE REGIONSERV CALLING PORT	UEPXV	NA	NA	NA	NA	NA	NA	NA	NA	\$1.90
UNBUNDLED LOOP BILLING USOC (REQUIRES ONE PER PORT)	UEPLX									
LOCAL NUMBER PORTABILITY (REQUIRES ONE PER PORT)	LNPCP									
NRC - 1st	UEPPC	\$21.93	\$38.00	\$17.16	\$36.47	\$16.43	\$22.98	\$24.04	\$24.36	NA
2 WIRE VOICE UNBUNDLED COMBINATION 2-WAY PBX TRUNK - Residence	UEPRD	\$21.93	\$38.00	\$17.16	\$36.47	\$16.43	\$22.98	\$21.60	\$24.36	NA
LINE SIDE UNBUNDLED COMBINATION 2-WAY PBX TRUNK - BUSINESS	UEPPC	\$21.93	\$38.00	\$17.16	\$36.47	\$16.43	\$22.98	\$24.04	\$24.36	NA
LINE SIDE UNBUNDLED OUTWARD PBX TRUNK - BUSINESS	UEPPO	\$21.93	\$38.00	\$17.16	\$36.47	\$16.43	\$22.98	\$24.04	\$24.36	NA

BELLSOUTH/Xpedius RATES
NETWORK ELEMENTS
AND OTHER SERVICES

DESCRIPTION	USOC	AL	FL	GA	KY	LA	MS	NC	SC	TN
LINE SIDE UNBUNDLED INCOMING PBX TRUNK - BUSINESS	UEPP1	\$21.93	\$38.00	\$17.16	\$36.47	\$16.43	\$22.98	\$24.04	\$24.36	NA
LONG DISTANCE TERMINAL PBX TRUNK-BUSINESS	UEPLD	\$21.93	\$38.00	\$17.16	\$36.47	\$16.43	\$22.98	\$24.04	\$24.36	NA
TN 2-WAY CALLING PLAN PBX TRUNK - BUSINESS	UEPT2	\$21.93	\$38.00	\$17.16	\$36.47	\$16.43	\$22.98	\$24.04	\$24.36	NA
TN OUTWARD CALLING PLAN PBX TRUNK - BUSINESS	UEPTO	\$21.93	\$38.00	\$17.16	\$36.47	\$16.43	\$22.98	\$24.04	\$24.36	NA
2-WIRE VOICE UNBUNDLED 2-WAY COMBINATION PBX ALABAMA CALLING PORT	UEPA2	\$21.93	NA	NA	NA	NA	NA	NA	NA	NA
2-WIRE VOICE UNBUNDLED 2-WAY COMBINATION PBX LOUISIANA CALLING PORT	UEPL2	NA	NA	NA	NA	\$16.43	NA	NA	NA	NA
2-WIRE VOICE UNBUNDLED PBX LD TERMINAL PORTS	UEPLD	\$21.93	\$38.00	\$17.16	\$36.47	\$16.43	\$22.98	\$24.04	\$24.36	NA
2-WIRE VOICE UNBUNDLED 2-WAY COMBINATION PBX TENNESSEE CALLING PORT	UEPT2	NA	NA	NA	NA	NA	NA	NA	NA	NA
2-WIRE VOICE UNBUNDLED 1-WAY OUTGOING PBX TENNESSEE CALLING PORT	UEPTO	NA	NA	NA	NA	NA	NA	NA	NA	NA
2-WIRE VOICE UNBUNDLED 2-WAY COMBINATION PBX USAGE PORT	UEPXA	\$21.93	\$38.00	\$17.16	\$36.47	\$16.43	\$22.98	\$24.04	\$24.36	NA
2-WIRE VOICE UNBUNDLED PBX TOLL TERMINAL HOTEL PORTS	UEPXB	\$21.93	\$38.00	\$17.16	\$36.47	\$16.43	\$22.98	\$24.04	\$24.36	NA
2-WIRE VOICE UNBUNDLED PBX LD DDD TERMINALS PORT	UEPXC	\$21.93	\$38.00	\$17.16	\$36.47	\$16.43	\$22.98	\$24.04	\$24.36	NA
2-WIRE VOICE UNBUNDLED PBX LD TERMINAL SWITCHBOARD PORT	UEPXD	\$21.93	\$38.00	\$17.16	\$36.47	\$16.43	\$22.98	\$24.04	\$24.36	NA
2-WIRE VOICE UNBUNDLED PBX LD TERMINAL SWITCHBOARD IDD CAPABLE PORT	UEPXE	\$21.93	\$38.00	\$17.16	\$36.47	\$16.43	\$22.98	\$24.04	\$24.36	NA
2-WIRE VOICE UNBUNDLED 2-WAY PBX KENTUCKY ROOM AREA CALLING PORT WITHOUT LUD	UEPXF	NA	NA	NA	\$36.47	NA	NA	NA	NA	NA
2-WIRE VOICE UNBUNDLED PBX KENTUCKY LUD AREA CALLING PORT	UEPXG	NA	NA	NA	\$36.47	NA	NA	NA	NA	NA
2-WIRE VOICE UNBUNDLED PBX KENTUCKY PREMIUM CALLING PORT	UEPXH	NA	NA	NA	\$36.47	NA	NA	NA	NA	NA
2-WIRE VOICE UNBUNDLED 2-WAY KENTUCKY AREA CALLING PORT WITHOUT LUD	UEPXJ	NA	NA	NA	\$36.47	NA	NA	NA	NA	NA
2-WIRE VOICE UNBUNDLED 2-WAY PBX LOUISIANA LOCAL OPTIONAL CALLING PORT	UEPXK	NA	NA	NA	NA	\$16.43	NA	NA	NA	NA
2-WIRE VOICE UNBUNDLED 2-WAY PBX HOTEL/HOSPITAL ECONOMY ADMINISTRATIVE CALLING PORT	UEPXL	\$21.93	\$38.00	\$17.16	\$36.47	\$16.43	\$22.98	\$24.04	\$24.36	NA
2-WIRE VOICE UNBUNDLED 2-WAY PBX HOTEL/HOSPITAL ECONOMY ROOM CALLING PORT	URPXM	\$21.93	\$38.00	\$17.16	\$36.47	\$16.43	\$22.98	\$24.04	\$24.36	NA
2-WIRE VOICE UNBUNDLED 1-WAY OUTGOING PBX HOTEL/HOSPITAL ECONOMY ADMINISTRATIVE CALLING PORTTENNESSEE CALLING PORT	UEPXN	NA	NA	NA	NA	NA	NA	NA	NA	NA
2-WIRE VOICE UNBUNDLED 1-WAY OUTGOING PBX HOTEL/HOSPITAL DIACOUNT ROOM CALLING PORT	UEPXO	\$21.93	\$38.00	\$17.16	\$36.47	\$16.43	\$22.98	\$24.04	\$24.36	NA
2-WIRE VOICE UNBUNDLED 1-WAY OUTGOING PBX LOUISIANA LOCAL DISCOUNT CALLING PORT	UEPXP	NA	NA	NA	NA	\$16.43	NA	NA	NA	NA
2-WIRE VOICE UNBUNDLED 2-WAY PBX MISSISSIPPI LOCAL ECONOMY CALLING PORT	UEPXQ	NA	NA	NA	NA	NA	\$22.98	NA	NA	NA
2-WIRE VOICE UNBUNDLED 2-WAY PBX MISSISSIPPI LOCAL OPTIONAL CALLING PORT	UEPXR	NA	NA	NA	NA	NA	\$22.98	NA	NA	NA
2-WIRE VOICE UNBUNDLED 1-WAY OUTGOING PBXMEASURED PORT	UEPXS	\$21.93	\$38.00	\$17.16	\$36.47	\$16.43	\$22.98	\$24.04	\$24.36	NA
2-WIRE VOICE UNBUNDLED 2-WAY PBX SOUTH CAROLINA AREA PLUS CALLING PORT	UEPXT	NA	NA	NA	NA	NA	NA	NA	\$24.36	NA
2-WIRE VOICE UNBUNDLED PBX COLLIERVERVILLE & MEMPHIS CALLING PORT	UEPXU	NA	NA	NA	NA	NA	NA	NA	NA	NA
2-WIRE VOICE UNBUNDLED 2-WAY PBX TENNESSEE REGIONSERV CALLING PORT	UEPXV	NA	NA	NA	NA	NA	NA	NA	NA	NA
NRC - Add'l										
2 WIRE VOICE UNBUNDLED COMBINATION 2-WAY PBX TRUNK - Residence	UEPRD	\$21.93	\$15.00	\$17.16	\$36.47	\$16.43	\$22.98	\$21.60	\$24.36	NA

BELLSOUTH/Xpedius RATES
NETWORK ELEMENTS
AND OTHER SERVICES

DESCRIPTION	USOC	AL	FL	GA	KY	LA	MS	NC	SC	TN
LINE SIDE UNBUNDLED COMBINATION 2-WAY PBX TRUNK - BUSINESS	UEPPC	\$21.93	\$15.00	\$17.16	\$36.47	\$16.43	\$22.98	\$9.05	\$24.36	NA
LINE SIDE UNBUNDLED OUTWARD PBX TRUNK - BUSINESS	UEPPO	\$21.93	\$15.00	\$17.16	\$36.47	\$16.43	\$22.98	\$9.05	\$24.36	NA
LINE SIDE UNBUNDLED INCOMING PBX TRUNK - BUSINESS	UEPP1	\$21.93	\$15.00	\$17.16	\$36.47	\$16.43	\$22.98	\$9.05	\$24.36	NA
LONG DISTANCE TERMINAL PBX TRUNK-BUSINESS	UEPLD	\$21.93	\$15.00	\$17.16	\$36.47	\$16.43	\$22.98	\$9.05	\$24.36	NA
TN 2-WAY CALLING PLAN PBX TRUNK - BUSINESS	UEPT2	\$21.93	\$15.00	\$17.16	\$36.47	\$16.43	\$22.98	\$9.05	\$24.36	NA
TN OUTWARD CALLING PLAN PBX TRUNK - BUSINESS	UEPTO	\$21.93	\$15.00	\$17.16	\$36.47	\$16.43	\$22.98	\$9.05	\$24.36	NA
2-WIRE VOICE UNBUNDLED 2-WAY COMBINATION PBX ALABAMA CALLING PORT	UEPA2	\$21.93	NA	NA	NA	NA	NA	NA	NA	NA
2-WIRE VOICE UNBUNDLED 2-WAY COMBINATION PBX LOUISIANA CALLING PORT	UEPL2	NA	NA	NA	NA	\$16.43	NA	NA	NA	NA
2-WIRE VOICE UNBUNDLED PBX LD TERMINAL PORTS	UEPLD	\$21.93	\$15.00	\$17.16	\$36.47	\$16.43	\$22.98	\$9.05	\$24.36	NA
2-WIRE VOICE UNBUNDLED 2-WAY COMBINATION PBX TENNESSEE CALLING PORT	UEPT2	NA	NA	NA	NA	NA	NA	NA	NA	NA
2-WIRE VOICE UNBUNDLED 1-WAY OUTGOING PBX TENNESSEE CALLING PORT	UEPTO	NA	NA	NA	NA	NA	NA	NA	NA	NA
2-WIRE VOICE UNBUNDLED 2-WAY COMBINATION PBX USAGE PORT	UEPXA	\$21.93	\$15.00	\$17.16	\$36.47	\$16.43	\$22.98	\$9.05	\$24.36	NA
2-WIRE VOICE UNBUNDLED PBX TOLL TERMINAL HOTEL PORTS	UEPXB	\$21.93	\$15.00	\$17.16	\$36.47	\$16.43	\$22.98	\$9.05	\$24.36	NA
2-WIRE VOICE UNBUNDLED PBX LD DDD TERMINALS PORT	UEPXC	\$21.93	\$15.00	\$17.16	\$36.47	\$16.43	\$22.98	\$9.05	\$24.36	NA
2-WIRE VOICE UNBUNDLED PBX LD TERMINAL SWITCHBOARD PORT	UEPXD	\$21.93	\$15.00	\$17.16	\$36.47	\$16.43	\$22.98	\$9.05	\$24.36	NA
2-WIRE VOICE UNBUNDLED PBX LD TERMINAL SWITCHBOARD IDD CAPABLE PORT	UEPXE	\$21.93	\$15.00	\$17.16	\$36.47	\$16.43	\$22.98	\$9.05	\$24.36	NA
2-WIRE VOICE UNBUNDLED 2-WAY PBX KENTUCKY ROOM AREA CALLING PORT WITHOUT LUD	UEPXF	NA	NA	NA	\$36.47	NA	NA	NA	NA	NA
2-WIRE VOICE UNBUNDLED PBX KENTUCKY LUD AREA CALLING PORT	UEPXG	NA	NA	NA	\$37.47	NA	NA	NA	NA	NA
2-WIRE VOICE UNBUNDLED PBX KENTUCKY PREMIUM CALLING PORT	UEPXH	NA	NA	NA	\$38.47	NA	NA	NA	NA	NA
2-WIRE VOICE UNBUNDLED 2-WAY KENTUCKY AREA CALLING PORT WITHOUT LUD	UEPXJ	NA	NA	NA	\$39.47	NA	NA	NA	NA	NA
2-WIRE VOICE UNBUNDLED 2-WAY PBX LOUISIANA LOCAL OPTIONAL CALLING PORT	UEPXK	NA	NA	NA	NA	\$16.43	NA	NA	NA	NA
2-WIRE VOICE UNBUNDLED 2-WAY PBX HOTEL/HOSPITAL ECONOMY ADMINISTRATIVE CALLING PORT	UEPXL	\$21.93	\$15.00	\$17.16	\$36.47	\$16.43	\$22.98	\$9.05	\$24.36	NA
2-WIRE VOICE UNBUNDLED 2-WAY PBX HOTEL/HOSPITAL ECONOMY ROOM CALLING PORT	URPXM	\$21.93	\$15.00	\$17.16	\$36.47	\$16.43	\$22.98	\$9.05	\$24.36	NA
2-WIRE VOICE UNBUNDLED 1-WAY OUTGOING PBX HOTEL/HOSPITAL ECONOMY ADMINISTRATIVE CALLING PORTTENNESSEE CALLING PORT	UEPXN	NA	NA	NA	NA	NA	NA	NA	NA	NA
2-WIRE VOICE UNBUNDLED 1-WAY OUTGOING PBX HOTEL/HOSPITAL DIACOUNT ROOM CALLING PORT	UEPXO	\$21.93	\$15.00	\$17.16	\$36.47	\$16.43	\$22.98	\$9.05	\$24.36	NA
2-WIRE VOICE UNBUNDLED 1-WAY OUTGOING PBX LOUISIANA LOCAL DISCOUNT CALLING PORT	UEPXP	NA	NA	NA	NA	\$16.43	NA	NA	NA	NA
2-WIRE VOICE UNBUNDLED 2-WAY PBX MISSISSIPPI LOCAL ECONOMY CALLING PORT	UEPXQ	NA	NA	NA	NA	NA	\$22.98	NA	NA	NA
2-WIRE VOICE UNBUNDLED 2-WAY PBX MISSISSIPPI LOCAL OPTIONAL CALLING PORT	UEPXR	NA	NA	NA	NA	NA	\$22.98	NA	NA	NA
2-WIRE VOICE UNBUNDLED 1-WAY OUTGOING PBXMEASURED PORT	UEPXS	\$21.93	\$15.00	\$17.16	\$36.47	\$16.43	\$22.98	\$9.05	\$24.36	NA
2-WIRE VOICE UNBUNDLED 2-WAY PBX SOUTH CAROLINA AREA PLUS CALLING PORT	UEPXT	NA	NA	NA	NA	NA	NA	NA	\$24.36	NA
2-WIRE VOICE UNBUNDLED PBX COLLIERVILLE & MEMPHIS CALLING PORT	UEPXU	NA	NA	NA	NA	NA	NA	NA	NA	NA
2-WIRE VOICE UNBUNDLED 2-WAY PBX TENNESSEE REGIONSERV CALLING PORT	UEPXV	NA	NA	NA	NA	NA	NA	NA	NA	NA

BELLSOUTH/Xpedius RATES
NETWORK ELEMENTS
AND OTHER SERVICES

DESCRIPTION	USOC	AL	FL	GA	KY	LA	MS	NC	SC	TN
NRC - Disconnect Charge - 1st										
2 WIRE VOICE UNBUNDLED COMBINATION 2-WAY PBX TRUNK - Residence		\$6.21	NA	NA	NA	\$3.77	\$6.56	NA	NA	NA
LINE SIDE UNBUNDLED COMBINATION 2-WAY PBX TRUNK - BUSINESS		\$6.21	NA	NA	NA	\$3.77	\$6.56	NA	NA	NA
LINE SIDE UNBUNDLED OUTWARD PBX TRUNK - BUSINESS		\$6.21	NA	NA	NA	\$3.77	\$6.56	NA	NA	NA
LINE SIDE UNBUNDLED INCOMING PBX TRUNK - BUSINESS		\$6.21	NA	NA	NA	\$3.77	\$6.56	NA	NA	NA
LONG DISTANCE TERMINAL PBX TRUNK-BUSINESS		\$6.21	NA	NA	NA	\$3.77	\$6.56	NA	NA	NA
TN 2-WAY CALLING PLAN PBX TRUNK - BUSINESS		\$6.21	NA	NA	NA	\$3.77	\$6.56	NA	NA	NA
TN OUTWARD CALLING PLAN PBX TRUNK - BUSINESS		\$6.21	NA	NA	NA	\$3.77	\$6.56	NA	NA	NA
2-WIRE VOICE UNBUNDLED 2-WAY COMBINATION PBX ALABAMA CALLING PORT		\$6.21	NA	NA	NA	NA	NA	NA	NA	NA
2-WIRE VOICE UNBUNDLED 2-WAY COMBINATION PBX LOUISIANA CALLING PORT		NA	NA	NA	NA	\$3.77	NA	NA	NA	NA
2-WIRE VOICE UNBUNDLED PBX LD TERMINAL PORTS		\$6.21	NA	NA	NA	\$3.77	\$6.56	NA	NA	NA
2-WIRE VOICE UNBUNDLED 2-WAY COMBINATION PBX TENNESSEE CALLING PORT		NA	NA	NA	NA	NA	NA	NA	NA	NA
2-WIRE VOICE UNBUNDLED 1-WAY OUTGOING PBX TENNESSEE CALLING PORT		NA	NA	NA	NA	NA	NA	NA	NA	NA
2-WIRE VOICE UNBUNDLED 2-WAY COMBINATION PBX USAGE PORT		\$6.21	NA	NA	NA	\$3.77	\$6.56	NA	NA	NA
2-WIRE VOICE UNBUNDLED PBX TOLL TERMINAL HOTEL PORTS		\$6.21	NA	NA	NA	\$3.77	\$6.56	NA	NA	NA
2-WIRE VOICE UNBUNDLED PBX LD DDD TERMINALS PORT		\$6.21	NA	NA	NA	\$3.77	\$6.56	NA	NA	NA
2-WIRE VOICE UNBUNDLED PBX LD TERMINAL SWITCHBOARD PORT		\$6.21	NA	NA	NA	\$3.77	\$6.56	NA	NA	NA
2-WIRE VOICE UNBUNDLED PBX LD TERMINAL SWITCHBOARD IDD CAPABLE PORT		\$6.21	NA	NA	NA	\$3.77	\$6.56	NA	NA	NA
2-WIRE VOICE UNBUNDLED 2-WAY PBX KENTUCKY ROOM AREA CALLING PORT WITHOUT LUD		NA	NA	NA	NA	NA	NA	NA	NA	NA
2-WIRE VOICE UNBUNDLED PBX KENTUCKY LUD AREA CALLING PORT		NA	NA	NA	NA	NA	NA	NA	NA	NA
2-WIRE VOICE UNBUNDLED PBX KENTUCKY PREMIUM CALLING PORT		NA	NA	NA	NA	NA	NA	NA	NA	NA
2-WIRE VOICE UNBUNDLED 2-WAY KENTUCKY AREA CALLING PORT WITHOUT LUD		NA	NA	NA	NA	NA	NA	NA	NA	NA
2-WIRE VOICE UNBUNDLED 2-WAY PBX LOUISIANA LOCAL OPTIONAL CALLING PORT		NA	NA	NA	NA	\$3.77	NA	NA	NA	NA
2-WIRE VOICE UNBUNDLED 2-WAY PBX HOTEL/HOSPITAL ECONOMY ADMINISTRATIVE CALLING PORT		\$6.21	NA	NA	NA	\$3.77	\$6.56	NA	NA	NA
2-WIRE VOICE UNBUNDLED 2-WAY PBX HOTEL/HOSPITAL ECONOMY ROOM CALLING PORT		\$6.21	NA	NA	NA	\$3.77	\$6.56	NA	NA	NA
2-WIRE VOICE UNBUNDLED 1-WAY OUTGOING PBX HOTEL/HOSPITAL ECONOMY ADMINIATRATIVE CALLING PORTTENNESSEE CALLING PORT		NA	NA	NA	NA	NA	NA	NA	NA	NA
2-WIRE VOICE UNBUNDLED 1-WAY OUTGOING PBX HOTEL/HOSPITAL DIACOUNT ROOM CALLING PORT		\$6.21	NA	NA	NA	\$3.77	\$6.56	NA	NA	NA
2-WIRE VOICE UNBUNDLED 1-WAY OUTGOING PBX LOUISIANA LOCAL DISCOUNT CALLING PORT		\$6.21	NA	NA	NA	\$3.77	\$6.56	NA	NA	NA
2-WIRE VOICE UNBUNDLED 2-WAY PBX MISSISSIPPI LOCAL ECONOMY CALLING PORT		NA	NA	NA	NA	NA	\$6.56	NA	NA	NA
2-WIRE VOICE UNBUNDLED 2-WAY PBX MISSISSIPPI LOCAL OPTIONAL CALLING PORT		NA	NA	NA	NA	NA	\$6.56	NA	NA	NA
2-WIRE VOICE UNBUNDLED 1-WAY OUTGOING PBXMEASURED PORT		\$6.21	NA	NA	NA	\$3.77	\$6.56	NA	NA	NA
2-WIRE VOICE UNBUNDLED 2-WAY PBX SOUTH CAROLINA AREA PLUS CALLING PORT		NA	NA	NA	NA	NA	NA	NA	NA	NA
2-WIRE VOICE UNBUNDLED PBX COLLIERVILLE & MEMPHIS CALLING PORT		NA	NA	NA	NA	NA	NA	NA	NA	NA

BELLSOUTH/Xpedius RATES
NETWORK ELEMENTS
AND OTHER SERVICES

DESCRIPTION	USOC	AL	FL	GA	KY	LA	MS	NC	SC	TN
2-WIRE VOICE UNBUNDLED 2-WAY PBX TENNESSEE REGIONSERV CALLING PORT		NA	NA	NA	NA	NA	NA	NA	NA	NA
NRC - Disconnect Charge - Add'l										
2 WIRE VOICE UNBUNDLED COMBINATION 2-WAY PBX TRUNK - Residence		\$6.21	NA	NA	NA	\$3.77	\$6.56	NA	NA	NA
LINE SIDE UNBUNDLED COMBINATION 2-WAY PBX TRUNK - BUSINESS		\$6.21	NA	NA	NA	\$3.77	\$6.56	NA	NA	NA
LINE SIDE UNBUNDLED OUTWARD PBX TRUNK - BUSINESS		\$6.21	NA	NA	NA	\$3.77	\$6.56	NA	NA	NA
LINE SIDE UNBUNDLED INCOMING PBX TRUNK - BUSINESS		\$6.21	NA	NA	NA	\$3.77	\$6.56	NA	NA	NA
LONG DISTANCE TERMINAL PBX TRUNK-BUSINESS		\$6.21	NA	NA	NA	\$3.77	\$6.56	NA	NA	NA
TN 2-WAY CALLING PLAN PBX TRUNK - BUSINESS		\$6.21	NA	NA	NA	\$3.77	\$6.56	NA	NA	NA
TN OUTWARD CALLING PLAN PBX TRUNK - BUSINESS		\$6.21	NA	NA	NA	\$3.77	\$6.56	NA	NA	NA
2-WIRE VOICE UNBUNDLED 2-WAY COMBINATION PBX ALABAMA CALLING PORT		\$6.21	NA	NA	NA	NA	NA	NA	NA	NA
2-WIRE VOICE UNBUNDLED 2-WAY COMBINATION PBX LOUISIANA CALLING PORT		NA	NA	NA	NA	\$3.77	NA	NA	NA	NA
2-WIRE VOICE UNBUNDLED PBX LD TERMINAL PORTS		\$6.21	NA	NA	NA	\$3.77	\$6.56	NA	NA	NA
2-WIRE VOICE UNBUNDLED 2-WAY COMBINATION PBX TENNESSEE CALLING PORT		NA	NA	NA	NA	NA	NA	NA	NA	NA
2-WIRE VOICE UNBUNDLED 1-WAY OUTGOING PBX TENNESSEE CALLING PORT		NA	NA	NA	NA	NA	NA	NA	NA	NA
2-WIRE VOICE UNBUNDLED 2-WAY COMBINATION PBX USAGE PORT		\$6.21	NA	NA	NA	\$3.77	\$6.56	NA	NA	NA
2-WIRE VOICE UNBUNDLED PBX TOLL TERMINAL HOTEL PORTS		\$6.21	NA	NA	NA	\$3.77	\$6.56	NA	NA	NA
2-WIRE VOICE UNBUNDLED PBX LD DDD TERMINALS PORT		\$6.21	NA	NA	NA	\$3.77	\$6.56	NA	NA	NA
2-WIRE VOICE UNBUNDLED PBX LD TERMINAL SWITCHBOARD PORT		\$6.21	NA	NA	NA	\$3.77	\$6.56	NA	NA	NA
2-WIRE VOICE UNBUNDLED PBX LD TERMINAL SWITCHBOARD IDD CAPABLE PORT		\$6.21	NA	NA	NA	\$3.77	\$6.56	NA	NA	NA
2-WIRE VOICE UNBUNDLED 2-WAY PBX KENTUCKY ROOM AREA CALLING PORT WITHOUT LUD		NA	NA	NA	NA	NA	NA	NA	NA	NA
2-WIRE VOICE UNBUNDLED PBX KENTUCKY LUD AREA CALLING PORT		NA	NA	NA	NA	NA	NA	NA	NA	NA
2-WIRE VOICE UNBUNDLED PBX KENTUCKY PREMIUM CALLING PORT		NA	NA	NA	NA	NA	NA	NA	NA	NA
2-WIRE VOICE UNBUNDLED 2-WAY KENTUCKY AREA CALLING PORT WITHOUT LUD		NA	NA	NA	NA	NA	NA	NA	NA	NA
2-WIRE VOICE UNBUNDLED 2-WAY PBX LOUISIANA LOCAL OPTIONAL CALLING PORT		NA	NA	NA	NA	\$3.77	NA	NA	NA	NA
2-WIRE VOICE UNBUNDLED 2-WAY PBX HOTEL/HOSPITAL ECONOMY ADMINISTRATIVE CALLING PORT		\$6.21	NA	NA	NA	\$3.77	\$6.56	NA	NA	NA
2-WIRE VOICE UNBUNDLED 2-WAY PBX HOTEL/HOSPITAL ECONOMY ROOM CALLING PORT		\$6.21	NA	NA	NA	\$3.77	\$6.56	NA	NA	NA
2-WIRE VOICE UNBUNDLED 1-WAY OUTGOING PBX HOTEL/HOSPITAL ECONOMY ADMINIATRATIVE CALLING PORTTENNESSEE CALLING PORT		NA	NA	NA	NA	NA	NA	NA	NA	NA
2-WIRE VOICE UNBUNDLED 1-WAY OUTGOING PBX HOTEL/HOSPITAL DIACOUNT ROOM CALLING PORT		\$6.21	NA	NA	NA	\$3.77	\$6.56	NA	NA	NA
2-WIRE VOICE UNBUNDLED 1-WAY OUTGOING PBX LOUISIANA LOCAL DISCOUNT CALLING PORT		\$6.21	NA	NA	NA	\$3.77	\$6.56	NA	NA	NA
2-WIRE VOICE UNBUNDLED 2-WAY PBX MISSISSIPPI LOCAL ECONOMY CALLING PORT		NA	NA	NA	NA	NA	\$6.56	NA	NA	NA
2-WIRE VOICE UNBUNDLED 2-WAY PBX MISSISSIPPI LOCAL OPTIONAL CALLING PORT		NA	NA	NA	NA	NA	\$6.56	NA	NA	NA
2-WIRE VOICE UNBUNDLED 1-WAY OUTGOING PBXMEASURED PORT		\$6.21	NA	NA	NA	\$3.77	\$6.56	NA	NA	NA
2-WIRE VOICE UNBUNDLED 2-WAY PBX SOUTH CAROLINA AREA PLUS CALLING PORT		NA	NA	NA	NA	NA	NA	NA	NA	NA

BELLSOUTH/Xpedius RATES
NETWORK ELEMENTS
AND OTHER SERVICES

DESCRIPTION	USOC	AL	FL	GA	KY	LA	MS	NC	SC	TN
2-WIRE VOICE UNBUNDLED PBX COLLIERVERVILLE & MEMPHIS CALLING PORT		NA	NA	NA	NA	NA	NA	NA	NA	NA
2-WIRE VOICE UNBUNDLED 2-WAY PBX TENNESSEE REGIONSERV CALLING PORT		NA	NA	NA	NA	NA	NA	NA	NA	NA
NRC - Incremental Charge - Manual Service Order - 1st	SOMAN	\$27.37	NA	\$18.94	NA	\$18.14	\$25.52	\$26.94	\$41.86	NA
NRC - Incremental Charge - Manual Service Order - Add'l	SOMAN	\$12.97	NA	\$8.42	NA	\$8.06	\$11.34	\$12.76	\$14.46	NA
NRC - Incremental Charge - Manual Service Order - Disconnect - 1st	SOMAN	\$17.77	NA	NA	NA	\$8.94	\$16.06	NA	NA	NA
NRC - Incremental Charge - Manual Service Order - Disconnect - Add'l	SOMAN	\$0.48	NA	NA	NA	NA	NA	NA	NA	NA
2-Wire Analog Line Port (PBX) including all available features, per month	UEPPC	NA	NA	NA	NA	NA	NA	NA	\$8.67	NA
NRC - 1st	UEPPC	NA	NA	NA	NA	NA	NA	NA	\$60.60	NA
NRC - Add'l	UEPPC	NA	NA	NA	NA	NA	NA	NA	\$60.60	NA
NRC - Incremental Charge - Manual Service Order - 1st	SOMAN	NA	NA	NA	NA	NA	NA	NA	\$41.86	NA
NRC - Incremental Charge - Manual Service Order - Add'l	SOMAN	NA	NA	NA	NA	NA	NA	NA	\$14.46	NA
2-Wire Analog Line Port (PBX) including three available features, per month	UEPPC	NA	NA	NA	NA	NA	NA	NA	\$5.38	NA
NRC - 1st	UEPPC	NA	NA	NA	NA	NA	NA	NA	\$28.89	NA
NRC - Add'l	UEPPC	NA	NA	NA	NA	NA	NA	NA	\$28.89	NA
NRC - Incremental Charge - Manual Service Order - 1st	SOMAN	NA	NA	NA	NA	NA	NA	NA	\$41.86	NA
NRC - Incremental Charge - Manual Service Order - Add'l	SOMAN	NA	NA	NA	NA	NA	NA	NA	\$14.46	NA
2-Wire Analog Hunting, per line per month	HTGUX	See features	NA	NA	\$0.29	NA	See features	NA	See features	NA
NRC - 1st	HTGUX	See features	NA	NA	\$2.14	NA	See features	NA	See features	NA
NRC - Add'l	HTGUX	See features	NA	NA	\$2.14	NA	See features	NA	See features	NA
Coin Port, per month		\$2.34	NA	\$2.05	\$3.04	\$2.50	\$2.32	NA	\$2.77	\$1.90
NRC - 1st		\$21.93	NA	\$17.16	\$40.71	\$16.43	\$22.98	NA	\$24.75	BST GSST A4.3.1
NRC - Add'l		\$21.93	NA	\$17.16	\$40.71	\$16.43	\$22.98	NA	\$24.75	BST GSST A4.3.1
NRC - Disconnect Charge - 1st		\$5.21	NA	NA	NA	\$4.15	\$6.56	NA	NA	NA
NRC - Disconnect Charge - Add'l		\$5.21	NA	NA	NA	\$4.15	\$6.56	NA	NA	NA
NRC - Incremental Charge - Manual Service Order - 1st	SOMAN	\$25.93	NA	\$18.94	NA	\$18.14	\$25.52	NA	\$43.48	NA
NRC - Incremental Charge - Manual Service Order - Add'l	SOMAN	\$12.97	NA	\$8.42	NA	\$8.06	\$11.34	NA	\$14.57	NA
NRC - Incremental Charge - Manual Service Order - Disconnect - 1st	SOMAN	\$16.33	NA	NA	NA	\$9.86	\$16.06	NA	NA	NA
NRC - Incremental Charge - Manual Service Order - Disconnect - Add'l	SOMAN	\$0.48	NA	NA	NA	NA	NA	NA	NA	NA
4-Wire Coin Port, per month		NA	NA	NA	NA	NA	NA	\$2.59	NA	NA
NRC - 1st		NA	NA	NA	NA	NA	NA	\$21.60	NA	NA
NRC - Add'l		NA	NA	NA	NA	NA	NA	\$21.60	NA	NA
NRC - Disconnect Charge - 1st		NA	NA	NA	NA	NA	NA	NA	NA	NA
NRC - Disconnect Charge - Add'l		NA	NA	NA	NA	NA	NA	NA	NA	NA
NRC - Incremental Charge - Manual Service Order - 1st		NA	NA	NA	NA	NA	NA	\$26.94	NA	NA
NRC - Incremental Charge - Manual Service Order - Add'l		NA	NA	NA	NA	NA	NA	\$12.76	NA	NA
NRC - Incremental Charge - Manual Service Order - Disconnect - 1st		NA	NA	NA	NA	NA	NA	NA	NA	NA
NRC - Incremental Charge - Manual Service Order - Disconnect - Add'l		NA	NA	NA	NA	NA	NA	NA	NA	NA
VERTICAL FEATURES										
Local Switching Features offered with Port, Per month	N/A	NA	No add'l charge	NA	No add'l charge	\$8.28	NA	NA	See above	NA
Three-Way Calling, per month		\$1.12	NA	NA	NA	NA	\$1.32	\$0.89	\$1.10	NA
NRC		\$1.03	NA	NA	NA	NA	\$1.02	\$1.51	\$1.51	NA
NRC - Disconnect		\$0.55	NA	NA	NA	NA	\$0.5466	NA	NA	NA

Version 1Q00/6/5/00
7/7/00 Filefolder

PORTS

BELLSOUTH/Xpedius RATES
NETWORK ELEMENTS
AND OTHER SERVICES

DESCRIPTION	USOC	AL	FL	GA	KY	LA	MS	NC	SC	TN
Customer Changeable Speed Calling, per month		\$0.08	NA	NA	NA	NA	\$0.0755	\$0.17	\$0.1247	NA
NRC		\$1.03	NA	NA	NA	NA	\$1.02	\$1.51	\$1.51	NA
NRC - Disconnect		\$0.55	NA	NA	NA	NA	\$0.5466	NA	NA	NA
Call Waiting		\$0.03	NA	NA	NA	NA	\$0.033	\$0.09	\$0.0665	NA
NRC		\$1.03	NA	NA	NA	NA	\$1.02	\$1.51	\$1.51	NA
NRC - Disconnect		\$0.55	NA	NA	NA	NA	\$0.5466	NA	NA	NA
Remote Activation of Call Forwarding, per month		\$0.18	NA	NA	NA	NA	\$0.4859	\$0.85	\$0.3743	NA
NRC		\$1.03	NA	NA	NA	NA	\$1.02	\$1.51	\$1.51	NA
NRC - Disconnect		\$0.55	NA	NA	NA	NA	\$0.5466	NA	NA	NA
Cancel Call Waiting, per month		\$0.01	NA	NA	NA	NA	\$0.0082	\$0.01	\$0.0099	NA
NRC		\$1.03	NA	NA	NA	NA	\$1.02	\$1.51	\$1.51	NA
NRC - Disconnect		\$0.55	NA	NA	NA	NA	\$0.5466	NA	NA	NA
Automatic Callback, per month		\$0.29	NA	NA	NA	NA	\$0.9977	\$0.66	\$0.8015	NA
NRC		\$1.03	NA	NA	NA	NA	\$1.02	\$1.51	\$1.51	NA
NRC - Disconnect		\$0.55	NA	NA	NA	NA	\$0.5466	NA	NA	NA
Automatic Recall, per month		\$0.28	NA	NA	NA	NA	\$0.3164	\$0.29	\$0.3102	NA
NRC		\$1.03	NA	NA	NA	NA	\$1.02	\$1.51	\$1.51	NA
NRC - Disconnect		\$0.55	NA	NA	NA	NA	\$0.5466	NA	NA	NA
Calling Number Delivery, per month		\$0.22	NA	NA	NA	NA	\$0.1817	\$0.33	\$0.3272	NA
NRC		\$1.03	NA	NA	NA	NA	\$1.02	\$1.51	\$1.51	NA
NRC - Disconnect		\$0.55	NA	NA	NA	NA	\$0.5466	NA	NA	NA
Calling Number Delivery Blocking, per month		\$1.17	NA	NA	NA	NA	\$0.9913	\$0.02	\$0.3684	NA
NRC		\$1.03	NA	NA	NA	NA	\$1.02	\$1.51	\$1.51	NA
NRC - Disconnect		\$0.55	NA	NA	NA	NA	\$0.5466	NA	NA	NA
Customer Originated Trace, per month		\$0.14	NA	NA	NA	NA	\$0.1918	\$0.14	\$0.1402	NA
NRC		\$1.03	NA	NA	NA	NA	\$1.02	\$1.51	\$1.51	NA
NRC - Disconnect		\$0.55	NA	NA	NA	NA	\$0.5466	NA	NA	NA
Selective Call Rejection, per month		\$0.13	NA	NA	NA	NA	\$0.1721	\$0.13	\$0.1528	NA
NRC		\$1.03	NA	NA	NA	NA	\$1.02	\$1.51	\$1.51	NA
NRC - Disconnect		\$0.55	NA	NA	NA	NA	\$0.5466	NA	NA	NA
Selective Call Forwarding, per month		\$0.05	NA	NA	NA	NA	\$0.1050	\$0.28	\$0.1287	NA
NRC		\$1.03	NA	NA	NA	NA	\$1.02	\$1.51	\$1.51	NA
NRC - Disconnect		\$0.55	NA	NA	NA	NA	\$0.5466	NA	NA	NA
Selective Call Acceptance, per month		\$0.29	NA	NA	NA	NA	\$0.4010	\$0.33	\$0.3283	NA
NRC		\$1.03	NA	NA	NA	NA	\$1.02	\$1.51	\$1.51	NA
NRC - Disconnect		\$0.55	NA	NA	NA	NA	\$0.5466	NA	NA	NA
Multiline Hunt Service (Rotary)										
Service per line, (in addition to port) , per month		\$0.11	NA	NA	NA	NA	\$0.1271	\$0.14	\$0.1301	NA
NRC		\$1.03	NA	NA	NA	NA	\$1.02	\$1.51	\$1.51	NA
NRC - Disconnect		\$0.55	NA	NA	NA	NA	\$0.5466	NA	NA	NA
Call Forwarding Variable, per month		\$0.05	NA	NA	NA	NA	\$0.0474	\$0.10	\$0.0768	NA
NRC		\$1.03	NA	NA	NA	NA	\$1.02	\$1.51	\$1.51	NA
NRC - Disconnect		\$0.55	NA	NA	NA	NA	\$0.5466	NA	NA	NA
Call Forwarding Busy Line, per month		\$0.03	NA	NA	NA	NA	\$0.0279	\$0.08	\$0.0603	NA
NRC		\$1.03	NA	NA	NA	NA	\$1.02	\$1.51	\$1.51	NA
NRC - Disconnect		\$0.55	NA	NA	NA	NA	\$0.5466	NA	NA	NA
Call Forwarding Don't Answer All Calls, per month		\$0.03	NA	NA	NA	NA	\$0.0308	\$0.09	\$0.0655	NA
NRC		\$1.03	NA	NA	NA	NA	\$1.02	\$1.51	\$1.51	NA
NRC - Disconnect		\$0.55	NA	NA	NA	NA	\$0.5466	NA	NA	NA
Remote Call Forwarding, per month		\$1.36	NA	NA	NA	NA	\$1.47	\$0.95	\$1.41	NA
NRC		\$1.03	NA	NA	NA	NA	\$1.02	\$1.51	\$1.51	NA
NRC - Disconnect		\$0.55	NA	NA	NA	NA	\$0.5466	NA	NA	NA

Version 1.000/6/00
7/7/00 Filefolder

PORTS

BELLSOUTH/Xspedius RATES
NETWORK ELEMENTS
AND OTHER SERVICES

DESCRIPTION	USOC	AL	FL	GA	KY	LA	MS	NC	SC	TN
Call Transfer, per month		\$0.12	NA	NA	NA	NA	\$0.1404	\$0.14	\$0.1392	NA
NRC		\$1.03	NA	NA	NA	NA	\$1.02	\$1.51	\$1.51	NA
NRC - Disconnect		\$0.55	NA	NA	NA	NA	\$0.5466	NA	NA	NA
Call Hold, per month		\$0.03	NA	NA	NA	NA	\$0.0190	\$0.15	\$0.0677	NA
NRC		\$1.03	NA	NA	NA	NA	\$1.02	\$1.51	\$1.51	NA
NRC - Disconnect		\$0.55	NA	NA	NA	NA	\$0.5466	NA	NA	NA
Toll Restricted Service, per month		\$0.04	NA	NA	NA	NA	\$0.0387	\$0.10	\$0.0743	NA
NRC		\$1.03	NA	NA	NA	NA	\$1.02	\$1.51	\$1.51	NA
NRC - Disconnect		\$0.55	NA	NA	NA	NA	\$0.5466	NA	NA	NA
Message Waiting Indicator – Stutter Dial Tone, per month		\$0.03	NA	NA	NA	NA	\$0.0356	\$0.03	\$0.0318	NA
NRC		\$1.03	NA	NA	NA	NA	\$1.02	\$1.51	\$1.51	NA
NRC - Disconnect		\$0.55	NA	NA	NA	NA	\$0.5466	NA	NA	NA
Anonymous Call Rejection, per month		\$0.93	NA	NA	NA	NA	\$0.9519	\$1.29	\$1.13	NA
NRC		\$1.03	NA	NA	NA	NA	\$1.02	\$1.51	\$1.51	NA
NRC - Disconnect		\$0.55	NA	NA	NA	NA	\$0.5466	NA	NA	NA
Shared Call Appearances of a DN, per month		\$0.41	NA	NA	NA	NA	\$0.5015	\$0.29	\$0.3513	NA
NRC		\$1.03	NA	NA	NA	NA	\$1.02	\$1.47	\$1.47	NA
NRC - Disconnect		\$0.55	NA	NA	NA	NA	\$0.5466	NA	NA	NA
Multiple Call Appearances, per month		\$0.09	NA	NA	NA	NA	\$0.0932	\$0.07	\$0.0891	NA
NRC		\$1.03	NA	NA	NA	NA	\$1.02	\$1.47	\$1.47	NA
NRC - Disconnect		\$0.55	NA	NA	NA	NA	\$0.5466	NA	NA	NA
ISDN Bridged Call Exclusion, per month		\$0.00	NA	NA	NA	NA	\$0.0013	\$0.0011	\$0.0013	NA
NRC		\$1.03	NA	NA	NA	NA	\$1.02	\$1.47	\$1.47	NA
NRC - Disconnect		\$0.55	NA	NA	NA	NA	\$0.5466	NA	NA	NA
Call by Call Access, per month		\$28.29	NA	NA	NA	NA	\$50.89	\$19.83	\$0.3621	NA
NRC		\$28.94	NA	NA	NA	NA	\$28.61	\$33.33	\$33.36	NA
NRC - Disconnect		\$5.22	NA	NA	NA	NA	\$5.16	NA	NA	NA
Privacy Release, per month		\$0.01	NA	NA	NA	NA	\$0.0030	\$0.0041	\$0.0116	NA
NRC		\$1.03	NA	NA	NA	NA	\$1.02	\$1.51	\$1.51	NA
NRC - Disconnect		\$0.55	NA	NA	NA	NA	\$0.5466	NA	NA	NA
Multi Appearance Directory Number Calls, per month		\$0.10	NA	NA	NA	NA	\$0.1115	\$0.13	\$0.1048	NA
NRC		\$1.03	NA	NA	NA	NA	\$1.02	\$1.51	\$1.51	NA
NRC - Disconnect		\$0.55	NA	NA	NA	NA	\$0.5466	NA	NA	NA
Make Set Busy, per month		\$0.01	NA	NA	NA	NA	\$0.0013	\$0.0020	\$0.0101	NA
NRC		\$1.03	NA	NA	NA	NA	\$1.02	\$1.51	\$1.51	NA
NRC - Disconnect		\$0.55	NA	NA	NA	NA	\$0.5466	NA	NA	NA
Teen Service (Res. Dist. Alerting Service), per month		\$0.15	NA	NA	NA	NA	\$0.1071	\$0.26	\$0.2149	NA
NRC		\$1.03	NA	NA	NA	NA	\$1.02	\$1.51	\$1.51	NA
NRC - Disconnect		\$0.55	NA	NA	NA	NA	\$0.5466	NA	NA	NA
Code Restriction and Diversion, per month		\$0.04	NA	NA	NA	NA	\$0.0464	\$0.09	\$0.0708	NA
NRC		\$1.03	NA	NA	NA	NA	\$1.02	\$1.51	\$1.51	NA
NRC - Disconnect		\$0.55	NA	NA	NA	NA	\$0.5466	NA	NA	NA
Call Park, per month		\$0.04	NA	NA	NA	NA	\$0.0443	\$0.09	\$0.0694	NA
NRC		\$1.03	NA	NA	NA	NA	\$1.02	\$1.51	\$1.51	NA
NRC - Disconnect		\$0.55	NA	NA	NA	NA	\$0.5466	NA	NA	NA
Automatic Line, per month		\$0.09	NA	NA	NA	NA	\$0.1111	\$0.14	\$0.1179	NA
NRC		\$1.03	NA	NA	NA	NA	\$1.02	\$1.51	\$1.51	NA
NRC - Disconnect		\$0.55	NA	NA	NA	NA	\$0.5466	NA	NA	NA
2-WIRE ISDN BRI FEATURES										
Shared Primary Number-First Appr On Each Add'l Terminal	DS1FJ	TBD	TBD	TBD	TBD	TBD	TBD	TBD	TBD	TBD
Secondary Only Dn (Shared/Non-Shared) First Appearance	LLDSF	TBD	TBD	TBD	TBD	TBD	TBD	TBD	TBD	TBD

Version 1Q00/6/5/00
7/7/00 Filefolder

BELLSOUTH/Xpedius RATES
NETWORK ELEMENTS
AND OTHER SERVICES

DESCRIPTION	USOC	AL	FL	GA	KY	LA	MS	NC	SC	TN
Shared Secondary Only Dn-First Appr On Each Add'l Term	DS1F1	TBD	TBD	TBD	TBD	TBD	TBD	TBD	TBD	TBD
Shared Non-ISDN DN	DOE	TBD	TBD	TBD	TBD	TBD	TBD	TBD	TBD	TBD
Privacy Release	DS1FU	TBD	TBD	TBD	TBD	TBD	TBD	TBD	TBD	TBD
Manual Exclusion	DS1FM	TBD	TBD	TBD	TBD	TBD	TBD	TBD	TBD	TBD
Call Forwarding Variable-Voice Or Voice/Data	LLNCV	TBD	TBD	TBD	TBD	TBD	TBD	TBD	TBD	TBD
Call Forwarding Variable - Data	LLOCV	TBD	TBD	TBD	TBD	TBD	TBD	TBD	TBD	TBD
Call Forwarding Variable - Feature Button - Voice	GJXCF	TBD	TBD	TBD	TBD	TBD	TBD	TBD	TBD	TBD
Call Forwarding Variable - Feature Button - Data	LLPCD	TBD	TBD	TBD	TBD	TBD	TBD	TBD	TBD	TBD
Call Forwarding Busy Line - Voice Or Voice/Data	LLQCV	TBD	TBD	TBD	TBD	TBD	TBD	TBD	TBD	TBD
Call Forwarding Busy Line - Data	LLRCD	TBD	TBD	TBD	TBD	TBD	TBD	TBD	TBD	TBD
Call Frwdng Busy Line-Prgrmmbl-Voice Or Voice/Data	M6AVA	TBD	TBD	TBD	TBD	TBD	TBD	TBD	TBD	TBD
Call Forwarding Busy Line - Programmable - Data	M6ADF	TBD	TBD	TBD	TBD	TBD	TBD	TBD	TBD	TBD
Call Forwarding Don't Answer - Voice Or Voice/Data	LLSCV	TBD	TBD	TBD	TBD	TBD	TBD	TBD	TBD	TBD
Call Forwarding Don't Answer - Data	LLUCD	TBD	TBD	TBD	TBD	TBD	TBD	TBD	TBD	TBD
Call Frwdng Don't Answer-Prgrmmble Voice Or Voice/Data	M6BVA	TBD	TBD	TBD	TBD	TBD	TBD	TBD	TBD	TBD
Call Forwarding Don't Answer - Programmable - Data	M6BDF	TBD	TBD	TBD	TBD	TBD	TBD	TBD	TBD	TBD
Call Frwdng Multiple Simultaneous - Voice Or Voice/Data	M6CV5	TBD	TBD	TBD	TBD	TBD	TBD	TBD	TBD	TBD
Call Forwarding Multiple Simultaneous - Data	M6CD5	TBD	TBD	TBD	TBD	TBD	TBD	TBD	TBD	TBD
Conference, Drop, Hold And Transfer	DS1FN	TBD	TBD	TBD	TBD	TBD	TBD	TBD	TBD	TBD
Six-Way Conference, Drop, Hold And Transfer	LLY6P	TBD	TBD	TBD	TBD	TBD	TBD	TBD	TBD	TBD
Multi-Line Hunt Group - Voice Or Voice/Data	HTG	TBD	TBD	TBD	TBD	TBD	TBD	TBD	TBD	TBD
Multi-Line Hunt Group - Data	HTGSD	TBD	TBD	TBD	TBD	TBD	TBD	TBD	TBD	TBD
Speed Calling	LLZSU	TBD	TBD	TBD	TBD	TBD	TBD	TBD	TBD	TBD
Visual Message Waiting Indicator	LLAVP	TBD	TBD	TBD	TBD	TBD	TBD	TBD	TBD	TBD
Audible Message Waiting Indicator	MWW	TBD	TBD	TBD	TBD	TBD	TBD	TBD	TBD	TBD
Additional Call Appearance, PDN Or DN	DS1FG	TBD	TBD	TBD	TBD	TBD	TBD	TBD	TBD	TBD
Call Tracing	NST	TBD	TBD	TBD	TBD	TBD	TBD	TBD	TBD	TBD
Call Return	NSS	TBD	TBD	TBD	TBD	TBD	TBD	TBD	TBD	TBD
Preferred Call Forwarding	NCE	TBD	TBD	TBD	TBD	TBD	TBD	TBD	TBD	TBD
Call Block	NSY	TBD	TBD	TBD	TBD	TBD	TBD	TBD	TBD	TBD
Repeat Dialing	NSQ	TBD	TBD	TBD	TBD	TBD	TBD	TBD	TBD	TBD
Per Line Blocking For Agencies/Law Enforcement	NOB	TBD	TBD	TBD	TBD	TBD	TBD	TBD	TBD	TBD
Per Line Blocking For Non-Pub Customers	NOBNN	TBD	TBD	TBD	TBD	TBD	TBD	TBD	TBD	TBD
Per Line Blocking For General Public	NOBPC	TBD	TBD	TBD	TBD	TBD	TBD	TBD	TBD	TBD
Per Line Blocking For Non-Pub, And Non-Listed Customer	NOBPP	TBD	TBD	TBD	TBD	TBD	TBD	TBD	TBD	TBD
Per Line Blocking For Non-Pub Customers	NOBNP	TBD	TBD	TBD	TBD	TBD	TBD	TBD	TBD	TBD
Per Line Blocking For Non-Pub Customers	NOBNR	TBD	TBD	TBD	TBD	TBD	TBD	TBD	TBD	TBD
Call Return Denial Of, Per Activation	BCR	TBD	TBD	TBD	TBD	TBD	TBD	TBD	TBD	TBD
Repeat Dialing, Denial Of, Per Activation	BRD	TBD	TBD	TBD	TBD	TBD	TBD	TBD	TBD	TBD
Automatic Line/Direct Connect	M6GN9	TBD	TBD	TBD	TBD	TBD	TBD	TBD	TBD	TBD
Make Set Busy	M6MPD	TBD	TBD	TBD	TBD	TBD	TBD	TBD	TBD	TBD
Selective Call Acceptance	M6K16	TBD	TBD	TBD	TBD	TBD	TBD	TBD	TBD	TBD
Call Park/Call Retrieve	M6HP6	TBD	TBD	TBD	TBD	TBD	TBD	TBD	TBD	TBD
Call Transfer System Exception	M6QTD	TBD	TBD	TBD	TBD	TBD	TBD	TBD	TBD	TBD
Make Set Busy - Intragroup	M6MGD	TBD	TBD	TBD	TBD	TBD	TBD	TBD	TBD	TBD
All Customized Code Restrictions	CREX+	TBD	TBD	TBD	TBD	TBD	TBD	TBD	TBD	TBD
Additional Listings	CLT	TBD	TBD	TBD	TBD	TBD	TBD	TBD	TBD	TBD
Additional Listing No Rate	FLT	TBD	TBD	TBD	TBD	TBD	TBD	TBD	TBD	TBD
Cross Reference Listing	LLT	TBD	TBD	TBD	TBD	TBD	TBD	TBD	TBD	TBD
Non-Pub Listing No Rate	NP3	TBD	TBD	TBD	TBD	TBD	TBD	TBD	TBD	TBD
Non-List Listing	NLT	TBD	TBD	TBD	TBD	TBD	TBD	TBD	TBD	TBD
Non-List Listing No Rate	NLE	TBD	TBD	TBD	TBD	TBD	TBD	TBD	TBD	TBD
Alternate Call Listing	FNA	TBD	TBD	TBD	TBD	TBD	TBD	TBD	TBD	TBD
Manual Service Order Charge	SOMAN	TBD	TBD	TBD	TBD	TBD	TBD	TBD	TBD	TBD

Version 1Q00:6/5/00
7/7/00 Filefolder

BELLSOUTH/Xpedius RATES
NETWORK ELEMENTS
AND OTHER SERVICES

DESCRIPTION	USOC	AL	FL	GA	KY	LA	MS	NC	SC	TN
All Selective Class Of Call Screening	SRG++	TBD	TBD	TBD	TBD	TBD	TBD	TBD	TBD	TBD
ISDN Message Waiting Indication-Lamp, per month		\$0.01	NA	NA	NA	NA	\$0.0105	\$0.0107	\$0.0138	NA
NRC		\$1.03	NA	NA	NA	NA	\$1.02	\$1.47	\$1.47	NA
NRC - Disconnect		\$0.55	NA	NA	NA	NA	\$0.5466	NA	NA	NA
ISDN Feature Function Buttons		NA	NA	NA	NA	NA	NA	NA	NA	NA
NRC		\$1.03	NA	NA	NA	NA	\$1.02	\$1.51	\$1.51	NA
NRC - Disconnect		\$0.55	NA	NA	NA	NA	\$0.5466	NA	NA	NA
Subsequent Ordering Charge – (per order, per line)		NA	NA	NA	NA	NA	NA	NA	NA	NA
NRC - Electronic - 1st		\$2.88	NA	NA	NA	NA	\$2.84	\$5.42	\$1.36	NA
NRC - Electronic - Add'l		\$0.96	NA	NA	NA	NA	\$0.95	\$0.95	\$0.71	NA
NRC - Manual - 1st		\$4.80	NA	NA	NA	NA	\$4.73	\$1.89	\$7.35	NA
NRC - Manual - Add'l		\$0.96	NA	NA	NA	NA	\$0.95	NA	\$0.95	NA
NRC - Disconnect		\$2.88	NA	NA	NA	NA	\$2.84	NA	NA	NA
End Office Switching (Port Usage)										
End Office Switching Function, per mou	N/A	\$0.0018	\$0.0175	\$0.0016333	\$0.002562	\$0.0021	\$0.0023771	\$0.0017000	\$0.0019295	\$0.0019
End Office Switching Function, add'l mou (5)	N/A	NA	\$0.005	NA	NA	NA	NA	NA	NA	NA
End Office Interoffice Trunk Port—Shared, per mou	N/A	\$0.0002	NA	\$0.0001564	NA	\$0.0002	\$0.0001927	NA	\$0.0002581	NA
Tandem Switching (Port Usage) (Local or Access Tandem)										
Tandem Switching Function per mou	N/A	\$0.00063	\$0.00029	\$0.0006757	\$0.001096	\$0.0008	\$0.0007834	\$0.0009	\$0.0006843	\$0.000676
Tandem Interoffice Trunk Port - Shared per mou			NA	\$0.0002126	NA	\$0.0003	\$0.0002834	NA	\$0.0004034	NA
NOTES:										
1	Port rate includes all available features.									
2	Transmission/usage charges associated with POTS circuit switched usage will also apply to circuit switched voice and/or circuit switched data transmission by B-Channels associated with 2-wire ISDN ports.									
3	Access to B Channel or D Channel Packet capabilities will be available only through BFR/New Business Request Process. Rates for the packet capabilities will be determined via the Bona Fide Request/New Business Request Process.									
4	This rate element is for those states which have a specific rate for User Profile per B Channel.									
5	This rate element is for use in those states with a different rate for additional minutes of use.									
6	Where the state Commission has adopted rates for the rate elements contained herein, it is the intent of the Parties to reflect such rates in this Exhibit and to apply the same consistent with applicable FCC and Commission rules and orders.									

BELLSOUTH/Xpedius RATES
NETWORK ELEMENTS
AND OTHER SERVICES

DESCRIPTION	USOC	AL	FL	GA	KY	LA	MS	NC	SC	TN
INTEROFFICE TRANSPORT										
Common (Shared) Transport										
Common (Shared) Transport per mile per mou	N/A	\$0.00001	\$0.000012	\$0.000008	\$0.0000049	\$0.0000083	\$0.0000091	\$0.00001	\$0.0000121	\$0.00004
Common (Shared) Transport Facilities Termination per mou	N/A	\$0.00045	\$0.0005	\$0.0004152	\$0.000426	\$0.00047	\$0.0004281	\$0.00034	\$0.0004672	\$0.00036
Interoffice Channel - Dedicated Transport - VG										
Interoffice Channel - Dedicated Transport - 2-Wire VG - per mile	1L5XX	\$0.03390	NA	\$0.0222	\$0.03	\$0.0384	\$0.0323	\$0.0282	\$0.0373	\$0.0173
Interoffice Channel - Dedicated Transport - 2-Wire VG - facility termination per month	U1TV2	\$18.49	NA	\$17.07	\$27.66	\$19.10	\$21.33	\$18.00	\$21.42	\$18.33
NRC - 1st	U1TV2	\$144.27	NA	\$79.61	\$142.31	\$104.23	\$144.77	\$137.48	\$136.44	\$83.35
NRC - Add'l	U1TV2	\$54.15	NA	\$36.08	\$56.21	\$39.91	\$56.06	\$52.58	\$51.37	\$20.88
NRC - Incremental Charge - Manual Service Order - 1st	SOMAC	\$40.34	NA	\$18.94	\$37.21	\$26.20	\$36.86	\$38.07	\$39.63	\$30.15
NRC - Incremental Charge - Manual Service Order - Add'l	SOMAC	\$40.34	NA	\$18.94	\$37.21	\$26.20	\$36.86	\$38.07	\$39.63	\$31.63
Interoffice Channel - Dedicated Transport - DS0 - 56/64 KBPS										
Interoffice Channel - Dedicated Transport - DS0 - per mile per month	1L5XX	\$0.0339	\$0.0252	\$0.0222	\$0.03	\$0.0384	\$0.0323	\$0.0282	\$0.0373	\$0.17
Interoffice Channel - Dedicated Transport - DS0 - facility termination per month	U1TD6	\$17.81	\$21.33	\$16.45	\$26.95	\$18.37	\$20.64	\$17.40	\$20.71	\$17.74
NRC - 1st	U1TD6	\$144.27	\$137.15	\$79.61	\$142.31	\$104.23	\$144.77	\$137.48	\$136.44	\$83.35
NRC - Add'l	U1TD6	\$54.15	\$64.45	\$36.08	\$56.21	\$39.91	\$56.06	\$52.58	\$51.37	\$20.88
NRC - Incremental Charge - Manual Service Order - 1st	SOMAC	\$40.34	NA	\$18.94	\$37.21	\$26.20	\$36.86	\$38.07	\$39.63	\$30.15
NRC - Incremental Charge - Manual Service Order - Add'l	SOMAC	\$40.34	NA	\$18.94	\$37.21	\$26.20	\$36.86	\$38.07	\$39.63	\$31.63
Interoffice Channel - Dedicated Transport - DS1										
Interoffice Channel - Dedicated Transport - DS1 - per mile per month	1L5XX	\$0.69	\$0.6013	\$0.4523	\$0.45	\$0.7831	\$0.6598	\$0.5753	\$0.7598	\$0.3525
Interoffice Channel - Dedicated Transport - DS1 facility termination per month	U1TF1	\$79.69	\$99.79	\$78.47	\$55.05	\$93.40	\$74.40	\$71.29	\$94.98	\$75.83
NRC - 1st	U1TF1	\$223.59	\$45.91	\$147.07	\$298.18	\$160.49	\$222.81	\$217.17	\$216.27	\$166.53
NRC - Add'l	U1TF1	\$168.60	\$44.18	\$111.75	\$231.23	\$123.03	\$168.92	\$163.75	\$162.70	\$124.84
NRC - Incremental Charge - Manual Service Order - 1st	SOMAC	\$40.34	NA	\$18.94	NA	\$26.20	\$36.83	\$38.07	\$39.63	\$30.15
NRC - Incremental Charge - Manual Service Order - Add'l	SOMAC	\$40.34	NA	\$18.94	NA	\$26.20	\$36.86	\$38.07	\$39.63	\$31.63
Interoffice Channel - Dedicated Transport - DS3										
Interoffice Channel - Dedicated Transport - DS3 - per mile per month	1L5XX	\$11.93	\$10.25	\$7.07	\$12.06	\$16.15	\$15.02	\$12.98	\$19.14	\$6.88
Interoffice Channel - Dedicated Transport - DS3 - facility termination per month	U1TF3	\$736.60	\$994.83	\$743.41	\$1,112.02	\$1,131.09	\$744.38	\$720.38	\$904.49	\$840.61
NRC - 1st	U1TF3	\$877.36	\$884.71	\$878.95	\$858.75	\$883.62	\$812.30	\$794.94	\$856.96	\$877.70
NRC - Add'l	U1TF3	\$540.46	\$552.81	\$542.61	\$524.95	\$545.50	\$596.55	\$579.55	\$522.20	\$540.32
NRC - Incremental Charge - Manual Service Order - 1st	SOMAC	\$101.69	NA	\$98.49	\$94.57	\$99.02	\$92.05	\$91.26	\$99.09	\$102.75
NRC - Incremental Charge - Manual Service Order - Add'l	SOMAC	\$101.69	NA	\$98.49	\$94.57	\$101.69	\$92.05	\$91.26	\$99.09	\$102.75
Interoffice Channel - Dedicated Transport - STS-1										
Interoffice Channel - Dedicated Transport - STS-1 - per mile per month	1L5XX	\$11.93	\$10.25	\$7.07	\$12.06	\$16.15	\$13.48	\$11.62	\$19.14	\$6.88
Interoffice Channel - Dedicated Transport - STS-1 - facility termination per month	U1TFS	\$733.93	\$966.49	\$733.72	\$1,088.67	\$1,114.68	\$692.52	\$814.72	\$944.40	\$838.65
NRC - 1st	U1TFS	\$858.02	\$868.23	\$856.62	\$858.75	\$861.17	\$858.15	\$857.29	\$861.20	\$858.26
NRC - Add'l	U1TFS	\$524.50	\$530.74	\$523.64	\$524.94	\$526.42	\$524.58	\$524.05	\$526.44	\$525.25
NRC - Incremental Charge - Manual Service Order - 1st	SOMAC	\$94.49	\$95.61	\$94.34	\$94.57	\$94.84	\$94.50	\$94.41	\$94.84	\$94.63
NRC - Incremental Charge - Manual Service Order - Add'l	SOMAC	\$94.49	\$95.61	\$94.34	\$94.57	\$94.84	\$94.50	\$94.41	\$94.84	\$94.63
Local Channel - Dedicated Transport										
Local Channel - Dedicated Transport - 2-Wire VG										
Monthly Recurring	ULDV2	\$14.61	\$18.02	\$13.91	\$22.26	\$14.94	\$17.83	\$14.82	\$16.83	\$19.02
NRC - 1st	ULDV2	\$572.46	\$477.33	\$382.95	\$597.14	\$401.17	\$565.31	\$553.80	\$554.00	\$254.14
NRC - Add'l	ULDV2	\$92.07	\$124.32	\$62.40	\$110.52	\$66.35	\$93.30	\$86.69	\$88.58	\$28.96
NRC - Incremental Charge - Manual Service Order - 1st	SOMAC	\$45.12	NA	\$18.94	\$41.46	\$29.54	\$41.57	\$42.17	\$43.75	\$33.65
NRC - Incremental Charge - Manual Service Order - Add'l	SOMAC	\$18.73	NA	\$8.42	NA	\$19.46	\$27.39	\$12.76	\$13.55	\$23.84
Local Channel - Dedicated Transport - 4-Wire VG										
Monthly Recurring	ULDD6	\$15.77	\$19.01	\$14.99	\$23.38	\$16.21	\$19.03	\$15.87	\$18.05	\$20.14
NRC - 1st	ULDD6	\$581.14	\$77.33	\$368.44	\$585.15	\$407.11	\$573.83	\$562.23	\$562.46	\$257.05
NRC - Add'l	ULDD6	\$95.21	\$124.32	\$64.05	\$98.53	\$68.61	\$96.40	\$92.67	\$91.57	\$30.34
NRC - Incremental Charge - Manual Service Order - 1st	SOMAC	\$45.12	NA	\$18.94	\$98.53	\$29.54	\$41.57	\$42.17	\$43.64	\$33.65
NRC - Incremental Charge - Manual Service Order - Add'l	SOMAC	\$18.73	NA	\$8.42	\$11.99	\$19.46	\$27.39	\$12.76	\$13.55	\$23.84

BELLSOUTH/Xpedius RATES
NETWORK ELEMENTS
AND OTHER SERVICES

DESCRIPTION	USOC	AL	FL	GA	KY	LA	MS	NC	SC	TN
Local Channel - Dedicated Transport - DS1										
Monthly Recurring	TMECS	\$35.52	\$44.35	\$38.36	\$43.80	\$43.80	\$38.91	\$35.68	\$37.20	\$40.27
NRC - 1st	TMECS	\$549.85	\$246.50	\$356.15	\$538.95	\$396.86	\$588.53	\$534.48	\$534.81	\$343.71
NRC - Add'l	TMECS	\$475.02	\$230.49	\$312.89	\$464.94	\$342.92	\$501.32	\$462.69	\$462.81	\$277.86
NRC - Incremental Charge - Manual Service Order - 1st	SOMAC	\$91.22	NA	\$44.22	\$87.71	\$61.82	\$81.30	\$86.15	\$87.99	\$23.51
NRC - Incremental Charge - Manual Service Order - Add'l	SOMAC	NA	NA	NA	NA	NA	NA	\$1.77	\$3.11	\$21.75
Local Channel - Dedicated Transport - DS3										
DS3 - per mile per month	1L5NC	\$34.21	\$30.65	\$23.06	\$34.00	\$30.34	NA	NA	\$44.13	\$23.76
DS3 - Facility Termination per month	ULDF3	\$536.23	\$598.84	\$531.90	\$635.09	\$669.01	NA	\$498.87	\$582.93	\$607.28
NRC - 1st	ULDF3	\$877.36	\$884.71	\$878.95	\$858.75	\$883.62	\$858.15	\$562.25	\$856.96	\$877.70
NRC - Add'l	ULDF3	\$540.46	\$552.81	\$542.61	\$524.95	\$545.50	\$524.58	\$527.88	\$522.20	\$540.32
NRC - Incremental Charge - Manual Service Order - 1st	SOMAC	\$101.69	NA	\$98.49	NA	\$99.02	NA	\$56.25	NA	\$102.75
NRC - Incremental Charge - Manual Service Order - Add'l	SOMAC	\$101.69	NA	\$98.49	NA	\$99.02	NA	\$56.25	NA	\$102.75
Local Channel - Dedicated Transport - STS-1										
STS-1 - per mile per month	1L5NC	\$24.82	\$27.61	\$19.93	\$30.04	\$29.89	\$38.98	\$24.39	\$29.97	\$25.11
STS-1 - Facility Termination per month	ULDFS	\$502.62	\$681.61	\$516.91	\$610.64	\$693.02	\$531.39	\$555.92	\$556.66	\$615.65
NRC - 1st	ULDFS	\$1,084.17	\$1,097.06	\$1,082.37	\$1,085.09	\$1,088.15	\$1,084.33	\$1,083.24	\$1,088.19	\$1,085.73
NRC - Add'l	ULDFS	\$682.02	\$690.14	\$680.91	\$682.61	\$684.53	\$682.13	\$681.44	\$684.56	\$683.01
NRC - Incremental Charge - Manual Service Order - 1st	SOMAC	\$96.08	\$97.23	\$95.93	\$96.17	\$96.44	\$96.10	\$96.00	\$96.44	\$96.22
NRC - Incremental Charge - Manual Service Order - Add'l	SOMAC	\$96.08	\$97.23	\$95.93	\$96.17	\$96.44	\$96.10	\$96.00	\$96.44	\$96.22
CHANNELIZATION										
DS3 Channelization (DS3 to DS1)										
per Channelized System per month	MQ3	\$210.87	\$213.22	\$173.51	\$236.32	\$245.84	\$229.30	\$226.81	\$204.07	\$225.59
NRC - 1st	MQ3	\$355.25	\$280.12	\$284.43	\$425.41	\$259.76	\$356.80	\$351.95	\$423.77	\$265.08
NRC - Add'l	MQ3	\$245.86	\$196.07	\$199.98	\$303.33	\$182.64	\$247.40	\$243.76	\$295.21	\$185.94
NRC -1sr - Disconnect	MQ3	\$78.43	\$64.06	\$66.76	NA	\$60.96	\$79.94	\$77.90	NA	\$61.09
NRC -Add'l - Disconnect	MQ3	\$63.70	\$52.60	\$55.25	NA	\$50.46	\$65.20	\$63.32	NA	\$50.31
NRC - Channel System - Incremental Cost - Manual Svc. Order -1st	SOMAC	\$28.44	NA	\$21.61	\$41.47	\$19.74	\$26.95	\$28.13	\$43.41	\$21.71
NRC - Channel System - Incremental Cost - Manual Svc. Order - Add'l	SOMAC	\$13.47	NA	\$9.61	NA	\$8.77	\$11.98	\$13.33	\$15.36	\$10.46
NRC - Channel System - Incremental Cost - Manual Svc. Order - Disconnect - 1st	SOMAC	\$18.46	NA	\$13.61	NA	\$12.43	\$16.97	\$18.26	NA	\$14.21
NRC - Channel System - Incremental Cost - Manual Svc. Order - Disconnect - Add'l	SOMAC	\$1.50	NA	NA	NA	NA	NA	\$1.48	NA	\$1.46
per Interface per month	1PQE1	\$4.53	\$6.31	\$7.13	\$8.52	\$7.55	\$5.58	\$4.61	\$9.69	\$3.91
NRC - 1st	1PQE1	\$15.85	\$13.39	\$13.45	\$15.86	\$12.29	\$15.85	\$15.76	\$15.54	\$12.61
NRC - Add'l	1PQE1	\$11.35	\$9.59	\$9.63	\$11.36	\$8.80	\$11.35	\$11.28	\$11.13	\$9.03
DS1 Channelization (DS1 to DS0)										
per Channelized System per month	MQ1	\$139.58	\$163.88	\$137.97	\$200.01	\$209.87	\$146.87	\$177.72	\$179.81	\$165.21
NRC - 1st	MQ1	\$269.98	\$208.64	\$212.01	\$302.82	\$193.63	\$271.52	\$267.19	\$304.00	\$197.21
NRC - Add'l	MQ1	\$163.04	\$126.61	\$129.60	\$184.20	\$118.37	\$164.56	\$161.43	\$178.92	\$119.99
NRC -1sr - Disconnect	MQ1	\$34.88	\$26.42	\$28.95	NA	\$26.44	\$36.38	\$34.55	NA	\$25.66
NRC -Add'l - Disconnect	MQ1	\$21.32	\$15.95	\$18.43	NA	\$16.83	\$22.82	\$21.14	NA	\$15.81
NRC - Channel System - Incremental Cost - Manual Svc. Order -1st	SOMAC	\$28.44	NA	\$21.61	\$41.47	\$19.74	\$26.95	\$28.13	\$43.41	\$21.71
NRC - Channel System - Incremental Cost - Manual Svc. Order -Add'l	SOMAC	\$13.47	NA	\$9.61	\$11.99	\$8.77	\$11.98	\$13.33	\$15.36	\$10.46
NRC - Channel System - Incremental Cost - Manual Svc. Order - Disconnect -1st	SOMAC	\$18.46	NA	\$13.61	NA	\$12.43	\$16.97	\$18.26	NA	\$14.21
NRC - Channel System - Incremental Cost - Manual Svc. Order - Disconnect -Add'l	SOMAC	\$1.50	NA	NA	NA	NA	NA	\$1.48	NA	\$1.46
DS1 Channelization Interfaces										
per OCU-DP(data) card per month(2.4-64kbps)	1D1DD	\$2.61	\$3.13	\$2.65	\$2.94	\$3.12	\$2.86	\$2.88	\$3.36	\$2.46
NRC - 1st	1D1DD	\$15.85	\$13.39	\$13.45	\$15.86	\$12.29	\$15.85	\$15.76	\$15.54	\$12.61
NRC - Add'l	1D1DD	\$11.35	\$9.59	\$9.63	\$11.36	\$8.80	\$11.35	\$11.28	\$11.13	\$9.03
per VG card per month	1D1VG	\$1.26	\$1.78	\$1.48	\$1.40	\$1.62	\$1.45	\$1.64	\$1.93	\$1.25
NRC - 1st	1D1VG	\$15.85	\$13.39	\$13.45	\$15.86	\$12.29	\$15.85	\$15.76	\$15.54	\$12.61
NRC - Add'l	1D1VG	\$11.35	\$9.59	\$9.63	\$11.36	\$8.80	\$11.35	\$11.28	\$11.13	\$9.03

DARK FIBER
Version 10/06/00
7/7/00 Filefolder

TRANSPORT

BELLSOUTH/Xspedius RATES
 NETWORK ELEMENTS
 AND OTHER SERVICES

DESCRIPTION	USOC	AL	FL	GA	KY	LA	MS	NC	SC	TN
Per four fiber strands, per route mile or fraction thereof, per month	1L5DF	\$59.84	\$55.35	\$44.22	\$64.64	\$65.29	\$70.35	\$49.88	\$72.45	\$52.67
NRC - Per each four-fiber dark fiber arrangement - 1st	1L5DF	\$2,518.66	\$1,715.61	\$1,355.29	\$2,304.00	\$1,685.19	\$2,389.99	\$2,277.00	\$2,406.00	\$1,672.44
NRC - Per each four-fiber dark fiber arrangement - Add'l	1L5DF	\$835.08	\$622.68	\$273.69	\$740.93	\$580.11	\$804.32	\$733.08	\$765.30	\$509.09
Where the state Commission has adopted rates for the rate elements contained herein, it is the intent of the Parties to reflect such rates in this Exhibit and to apply the same consistent with applicable FCC and Commission rules and orders.										

BELLSOUTH/Xpedius RATES
NETWORK ELEMENTS
AND OTHER SERVICES

DESCRIPTION	USOC	AL	FL	GA	KY	LA	MS	NC	SC	TN
UNBUNDLED LOOP COMBINATIONS										
Unbundled Loop/Port Combinations (Notes 4 & 5)										
UNBUNDLED LOOP BILLING USOC (REQUIRES ONE PER PORT)	UEPLX	This USOC to be used for Unbundled Loop when ordering Loop/Port Combination								
LOCAL NUMBER PORTABILITY (REQUIRES ONE PER PORT)	LNPCX	This USOC to be used for Local Number Portability when ordering Loop/Port Combinations								
Zone 1 / Top 8 MSAs in BellSouth Region										
Currently Combined										
Customers with less than 4 DS0 Equivalent										
2-Wire Voice Grade Loop with 2-Wire Line Port										
RC - 2-Wire Voice Grade Loop with 2-Wire Line Port, Zone 1 (Note 6)	TBD	\$16.55	NA	\$12.59	NA	\$16.60	\$16.71	NA	\$20.71	NA
RC - 2-Wire Voice Grade Loop with 2-Wire Line Port, Zone 2 (Note 6)	TBD	\$25.51	NA	\$14.26	NA	\$26.69	\$21.45	NA	\$29.35	NA
RC - 2-Wire Voice Grade Loop with 2-Wire Line Port, Zone 3 (Note 6)	TBD	\$44.44	NA	\$21.62	NA	\$51.85	\$29.75	NA	\$37.68	NA
RC - 2-Wire Voice Grade Loop with 2-Wire Line Port, Zone 4 (Note 6)	TBD	NA	NA	NA	NA	NA	\$38.59	NA	NA	NA
RC - 2-Wire Voice Grade Loop - Zone 1	UEPLX	\$19.04	\$17.00	\$10.80	\$20.00	\$14.05	\$14.59	\$14.27	\$17.02	\$18.00
RC - 2-Wire Voice Grade Loop - Zone 2	UEPLX	NA	NA	\$12.47	NA	\$24.14	\$19.33	NA	\$25.66	NA
RC - 2-Wire Voice Grade Loop - Zone 3	UEPLX	NA	NA	\$19.83	NA	\$49.30	\$27.63	NA	\$33.99	NA
RC - 2-Wire Voice Grade Loop - Zone 4	UEPLX	NA	NA	NA	NA	NA	\$36.47	NA	NA	NA
RC - Exchange Port - 2-Wire Line Port	TBD	\$2.07	\$2.00	\$1.79	\$2.61	\$2.20	\$2.11	\$2.19	\$2.35	\$1.90
NRC - 2-Wire Voice Grade Loop/Line Port Combination - 1st, with change	USACC	\$10.00	\$10.00	\$2.01	\$10.00	\$10.00	\$10.00	\$2.77	\$10.00	\$10.00
NRC - 2-Wire Voice Grade Loop/Line Port Combination - Add'l, with change	USACC	\$10.00	\$10.00	\$0.3108000	\$10.00	\$10.00	\$10.00	\$0.40	\$10.00	\$10.00
NRC - 2-Wire Voice Grade Loop/Line Port Combination - 1st, no change	USAC2	\$10.00	\$10.00	\$2.01	\$10.00	\$10.00	\$10.00	\$2.77	\$10.00	\$10.00
NRC - 2-Wire Voice Grade Loop/Line Port Combination - Add'l, no change	USAC2	\$10.00	\$10.00	\$0.3108000	\$10.00	\$10.00	\$10.00	\$0.40	\$10.00	\$10.00
NRC - 2-Wire Voice Grade Loop/Line Port Combination - Subsequent	USASC	\$10.00	\$10.00	\$10.00	\$10.00	\$10.00	\$10.00	\$10.00	\$10.00	\$10.00
NRC - 2-Wire Voice Grade Loop/Line Port Combination - OSS LSR Charge, Electronic, per LSR received from the CLEC by one of the OSS interactive interfaces	SOMEK	\$3.50	\$3.50	\$3.50	\$3.50	\$3.50	\$3.50	\$3.50	\$3.50	\$3.50
NRC - 2-Wire Voice Grade Loop/Line Port Combination - Incremental Cost - Manual Svc.Order vs. Electronic - 1st	SOMAN	NA	NA	\$33.67	NA	NA	NA	\$40.18	NA	NA
NRC - 2-Wire Voice Grade Loop/Line Port Combination - Incremental Cost - Manual Svc.Order vs. Electronic - Add'l	SOMAN	NA	NA	\$7.88	NA	NA	NA	\$9.45	NA	NA
NRC - 2-Wire Voice Grade Loop/Line Port Combination - Incremental Cost - Manual Svc.Order vs. Electronic	SOMAN	\$19.99	\$19.99	NA	\$19.99	\$19.99	\$19.99	NA	\$19.99	\$19.99
NRC - 2 Wire Voice Grade Loop/Line Port Combination - Subsequent Database Update - Electronic	TBD	NA	NA	NA	NA	NA	NA	\$1.42	NA	NA
NRC - 2 Wire Voice Grade Loop/Line Port Combination - Subsequent Database Update - Manual Service Order	TBD	NA	NA	NA	NA	NA	NA	\$10.27	NA	NA
2-Wire Voice Grade Loop with 2-Wire DID Trunk Port										
RC- 2 Wire Voice Grade Loop with 2 - Wire Line Port	TBD	NA	NA	NA	NA	NA	NA	\$23.79	NA	NA
NRC- 2- Wire Voice Grade Loop with 2- Wire Line Port - 1st	TBD	NA	NA	NA	NA	NA	NA	\$13.26	NA	NA
NRC- 2- Wire Voice Grade Loop with 2- Wire Line Port - Addl	TBD	NA	NA	NA	NA	NA	NA	\$8.39	NA	NA
NRC- 2- Wire Voice Grade Loop with 2- Wire Line Port - Incremental Cost- Manual Service Order - 1st	TBD	NA	NA	NA	NA	NA	NA	\$53.89	NA	NA
NRC- 2- Wire Voice Grade Loop with 2- Wire Line Port - Incremental Cost- Manual Service Order - Addl	TBD	NA	NA	NA	NA	NA	NA	\$11.34	NA	NA
2-Wire ISDN Digital Grade Loop with 2-wire ISDN Digital Port										

Version 7/7/00
7/7/00 Filefolder

LOOP-PORT COMBOS

BELLSOUTH/Xspedius RATES
NETWORK ELEMENTS
AND OTHER SERVICES

DESCRIPTION	USOC	AL	FL	GA	KY	LA	MS	NC	SC	TN
RC - 2-Wire ISDN Digital Grade Loop	USL2X	\$19.08	\$19.08	\$19.08	\$19.08	\$19.08	\$19.08	\$19.08	\$19.08	\$18.32
RC - Exchange Port - 2-Wire ISDN Line Side Port	UEPPB	\$24.37	\$24.37	\$24.37	\$24.37	\$24.37	\$24.37	\$24.37	\$24.37	\$15.72
RC- 2-Wire ISDN Digital Grade Loop with 2-wire ISDN Digital Port	TBD	NA	NA	NA	NA	NA	NA	\$43.45	NA	NA
NRC - 2-Wire ISDN Digital Grade Loop/2-wire ISDN Digital Port - 1st conversion	USACB	\$174.35	\$174.35	\$174.35	\$174.35	\$174.35	\$174.35	\$174.35	\$174.35	\$117.23
NRC - 2-Wire ISDN Digital Grade Loop/2-wire ISDN Digital Port - Add'l conversion	USACB	\$174.35	\$174.35	\$174.35	\$174.35	\$174.35	\$174.35	\$174.35	\$174.35	\$117.23
NRC - 2-Wire ISDN Digital Grade Loop/2-wire ISDN Digital Port - Non Feature Subsequent Activity	USASB	\$286.15	\$286.15	\$286.15	\$286.15	\$286.15	\$286.15	\$286.15	\$286.15	\$212.88
4-Wire ISDN Digital Grade Loop with 2-wire ISDN Digital Port										
RC - 4-Wire ISDN Digital Grade Loop	USL4P	\$62.71	\$62.71	\$62.71	\$62.71	\$62.71	\$62.71	\$62.71	\$62.71	\$61.74
RC - Exchange Port - 4-Wire ISDN Digital Trunk Port	UEPPP	\$179.01	\$179.01	\$179.01	\$179.01	\$179.01	\$179.01	\$179.01	\$179.01	\$73.62
NRC - 4-Wire ISDN Digital Grade Loop/2-wire ISDN Digital Trunk Port Combination - 1st conversion	USACP	\$481.51	\$481.51	\$481.51	\$481.51	\$481.51	\$481.51	\$481.51	\$481.51	\$328.53
NRC - 4-Wire ISDN Digital Grade Loop/2-wire ISDN Digital Trunk Port Combination - Add'l conversion	USACP	\$481.51	\$481.51	\$481.51	\$481.51	\$481.51	\$481.51	\$481.51	\$481.51	\$328.53
Combination - Subsequent Channel Activity - Per Channel	USASP	\$36.92	\$36.92	\$36.92	\$36.92	\$36.92	\$36.92	\$36.92	\$36.92	\$28.39
NRC - 4-Wire ISDN Digital Grade Loop/4-wire ISDN Digital Trunk Port Combination - Subsequent Inward/2-way Telephone Numbers	PR7TG	\$1.17	\$1.17	\$1.17	\$1.17	\$1.17	\$1.17	\$1.17	\$1.17	\$0.94
NRC - 4-Wire ISDN Digital Grade Loop/4-wire ISDN Digital Trunk Port Combination - Subsequent Outward Telephone numbers	PR7TP	\$28.17	\$28.17	\$28.17	\$28.17	\$28.17	\$28.17	\$28.17	\$28.17	\$22.36
NRC - 4-Wire ISDN Digital Grade Loop/4-wire ISDN Digital Trunk Port Combination - Subsequent Inward Telephone Numbers	PR7ZT	\$56.33	\$56.33	\$56.33	\$56.33	\$56.33	\$56.33	\$56.33	\$56.33	\$44.71
NRC - 4-Wire ISDN Digital Grade Loop/4-wire ISDN Digital Trunk Port Combination - Subsequent Service Order Per Order	USASP	\$255.25	\$255.25	\$255.25	\$255.25	\$255.25	\$255.25	\$255.25	\$255.25	\$189.76
4 - Wire DS1 Digital Loop with 4 - Wire ISDN DS1 Digital Trunk Port										
RC - 4 - Wire DS1 Digital Loop with 4 - Wire ISDN DS1 Digital Trunk Port	TBD	NA	NA	NA	NA	NA	NA	\$241.72	NA	NA
NRC -4 - Wire DS1 Digital Loop with 4 - Wire ISDN DS1 Digital Trunk Port - 1st	TBD	NA	NA	NA	NA	NA	NA	\$481.51	NA	NA
NRC -4 - Wire DS1 Digital Loop with 4 - Wire ISDN DS1 Digital Trunk Port - Add'l	TBD	NA	NA	NA	NA	NA	NA	\$481.51	NA	NA
NRC -4 - Wire DS1 Digital Loop with 4 - Wire ISDN DS1 Digital Trunk Port - Subsequent Channel Activation - Per Channel	TBD	NA	NA	NA	NA	NA	NA	\$36.92	NA	NA
NRC -4 - Wire DS1 Digital Loop with 4 - Wire ISDN DS1 Digital Trunk Port - Subsequent Inward/2way Telephone Numbers	TBD	NA	NA	NA	NA	NA	NA	\$1.17	NA	NA
NRC -4 - Wire DS1 Digital Loop with 4 - Wire ISDN DS1 Digital Trunk Port - Subsequent Outward Telephone Numbers	TBD	NA	NA	NA	NA	NA	NA	\$28.17	NA	NA
NRC -4 - Wire DS1 Digital Loop with 4 - Wire ISDN DS1 Digital Trunk Port - Subsequent Inward Telephone Numbers	TBD	NA	NA	NA	NA	NA	NA	\$56.33	NA	NA
NRC -4 - Wire DS1 Digital Loop with 4 - Wire ISDN DS1 Digital Trunk Port - Subsequent Service Order Per Order	TBD	NA	NA	NA	NA	NA	NA	\$255.25	NA	NA
4 - Wire DS1 Digital Loop with 4 - Wire DID Trunk Port										
RC - 4 - Wire DS1 Digital Loop with 4 - Wire DID Trunk Port	TBD	NA	NA	NA	NA	NA	NA	\$186.23	NA	NA
NRC -4 - Wire DS1 Digital Loop with 4 - Wire DID Trunk Port - 1st	TBD	NA	NA	NA	NA	NA	NA	\$490.38	NA	NA
NRC -4 - Wire DS1 Digital Loop with 4 - Wire ISDN DS1 Digital Trunk Port - Add'l	TBD	NA	NA	NA	NA	NA	NA	\$490.38	NA	NA
NRC -4 - Wire DS1 Digital Loop with 4 - Wire DIDTrunk Port - Subsequent Channel Activation - Per Channel	TBD	NA	NA	NA	NA	NA	NA	\$146.91	NA	NA

BELLSOUTH/Xpedius RATES
NETWORK ELEMENTS
AND OTHER SERVICES

DESCRIPTION	USOC	AL	FL	GA	KY	LA	MS	NC	SC	TN
NRC -4 - Wire DS1 Digital Loop with 4 - Wire ISDN DS1 Digital Trunk Port - Subsequent Telephone Numbers	TBD	NA	NA	NA	NA	NA	NA	\$120.96	NA	NA
NRC -4 - Wire DS1 Digital Loop with 4 - Wire ISDN DS1 Digital Trunk Port - Subsequent Signaling Changes	TBD	NA	NA	NA	NA	NA	NA	\$29.65	NA	NA
NRC -4 - Wire DS1 Digital Loop with 4 - Wire ISDN DS1 Digital Trunk Port - Subsequent Service Order Per Order	TBD	NA	NA	NA	NA	NA	NA	\$127.63	NA	NA
Customers with 4 or more DS0 Equivalent										
2-Wire Voice Grade Loop with 2-Wire Line Port	TBD	Note 3	Note 3	Note 3	Note 3	Note 3	Note 3	Note 3	Note 3	Note 3
All Other Loop/Port Combinations	TBD	TBN	TBN	TBN	TBN	TBN	TBN	TBN	TBN	TBN
Not Currently Combined										
Customers with less than 4 DS0 Equivalent										
2-Wire Voice Grade Loop with 2-Wire Line Port										
RC - 2-Wire Voice Grade Loop with 2-Wire Line Port, Zone 1 (Note 6)	TBD	NA	NA	NA	NA	NA	NA	NA	NA	NA
RC - 2-Wire Voice Grade Loop with 2-Wire Line Port, Zone 2 (Note 6)	TBD	NA	NA	NA	NA	NA	NA	NA	NA	NA
RC - 2-Wire Voice Grade Loop with 2-Wire Line Port, Zone 3 (Note 6)	TBD	NA	NA	NA	NA	NA	NA	NA	NA	NA
RC - 2-Wire Voice Grade Loop with 2-Wire Line Port, Zone 4 (Note 6)	TBD	NA	NA	NA	NA	NA	NA	NA	NA	NA
RC - 2- Wire Voice Grade Loop	UEPLX	\$19.04	\$17.00	\$12.55	\$20.00	\$19.35	\$21.26	\$14.27	\$22.49	\$18.00
RC - Exchange Port - 2-Wire Line Port	TBD	\$14.00	\$14.00	\$1.79	\$14.00	\$14.00	\$14.00	\$14.00	\$14.00	\$14.00
NRC - 2-Wire Voice Grade Loop/Line Port Combination - 1st, with change	USACC	Note 3	Note 3	\$2.01	Note 3	Note 3	Note 3	Note 3	Note 3	Note 3
NRC - 2-Wire Voice Grade Loop/Line Port Combination - Add'l, with change	USACC	Note 3	Note 3	\$0.3108000	Note 3	Note 3	Note 3	Note 3	Note 3	Note 3
NRC - 2-Wire Voice Grade Loop/Line Port Combination - 1st, no change	USAC2	Note 3	Note 3	\$2.01	Note 3	Note 3	Note 3	Note 3	Note 3	Note 3
NRC - 2-Wire Voice Grade Loop/Line Port Combination - Add'l, no change	USAC2	Note 3	Note 3	\$0.3108000	Note 3	Note 3	Note 3	Note 3	Note 3	Note 3
NRC - 2-Wire Voice Grade Loop/Line Port Combination - Subsequent	USASC	\$10.00	\$10.00	\$10.00	\$10.00	\$10.00	\$10.00	\$10.00	\$10.00	\$10.00
NRC - 2-Wire Voice Grade Loop/Line Port Combination - Incremental Cost - Manual Svc.Order vs. Electronic - 1st	TBD	Note 3	Note 3	\$33.67	Note 3	Note 3	Note 3	Note 3	Note 3	Note 3
NRC - 2-Wire Voice Grade Loop/Line Port Combination - Incremental Cost - Manual Svc.Order vs. Electronic - Add'l	TBD	Note 3	Note 3	\$7.88	Note 3	Note 3	Note 3	Note 3	Note 3	Note 3
2-Wire ISDN Digital Grade Loop with 2-wire ISDN Digital Port										
RC - 2-Wire ISDN Digital Grade Loop	USL2X	\$19.08	\$19.08	\$19.08	\$19.08	\$19.08	\$19.08	\$19.08	\$19.08	\$18.32
RC - Exchange Port - 2-Wire ISDN Line Side Port	UEPPB	\$24.37	\$24.37	\$24.37	\$24.37	\$24.37	\$24.37	\$24.37	\$24.37	\$15.72
NRC - 2-Wire ISDN Digital Grade Loop/2-wire ISDN Digital Port - 1st conversion	USACB	\$174.35	\$174.35	\$174.35	\$174.35	\$174.35	\$174.35	\$174.35	\$174.35	\$117.23
NRC - 2-Wire ISDN Digital Grade Loop/2-wire ISDN Digital Port - Add'l conversion	USACB	\$174.35	\$174.35	\$174.35	\$174.35	\$174.35	\$174.35	\$174.35	\$174.35	\$117.23
NRC - 2-Wire ISDN Digital Grade Loop/2-wire ISDN Digital Port - Non Feature Subsequent Activity	USASB	\$286.15	\$286.15	\$286.15	\$286.15	\$286.15	\$286.15	\$286.15	\$286.15	\$212.88
4-Wire ISDN Digital Grade Loop with 2-wire ISDN Digital Port										
RC - 4-Wire ISDN Digital Grade Loop	USL4P	\$62.71	\$62.71	\$62.71	\$62.71	\$62.71	\$62.71	\$62.71	\$62.71	\$61.74
RC - Exchange Port - 4-Wire ISDN Digital Trunk Port	UEPPP	\$179.01	\$179.01	\$179.01	\$179.01	\$179.01	\$179.01	\$179.01	\$179.01	\$73.62
NRC - 4-Wire ISDN Digital Grade Loop/2-wire ISDN Digital Trunk Port Combination - 1st conversion	USACP	\$481.51	\$481.51	\$481.51	\$481.51	\$481.51	\$481.51	\$481.51	\$481.51	\$328.53
NRC - 4-Wire ISDN Digital Grade Loop/2-wire ISDN Digital Trunk Port Combination - Add'l conversion	USACP	\$481.51	\$481.51	\$481.51	\$481.51	\$481.51	\$481.51	\$481.51	\$481.51	\$328.53
Combination - Subsequent Channel Activity - Per Channel	USASP	\$36.92	\$36.92	\$36.92	\$36.92	\$36.92	\$36.92	\$36.92	\$36.92	\$28.39
NRC - 4-Wire ISDN Digital Grade Loop/4-wire ISDN Digital Trunk Port Combination - Subsequent Inward/2-way Telephone Numbers	PR7TG	\$1.17	\$1.17	\$1.17	\$1.17	\$1.17	\$1.17	\$1.17	\$1.17	\$0.94

BELLSOUTH/Xpedius RATES
NETWORK ELEMENTS
AND OTHER SERVICES

DESCRIPTION	USOC	AL	FL	GA	KY	LA	MS	NC	SC	TN
NRC - 4-Wire ISDN Digital Grade Loop/4-wire ISDN Digital Trunk Port Combination - Subsequent Outward Telephone numbers	PR7TP	\$28.17	\$28.17	\$28.17	\$28.17	\$28.17	\$28.17	\$28.17	\$28.17	\$22.36
NRC - 4-Wire ISDN Digital Grade Loop/4-wire ISDN Digital Trunk Port Combination - Subsequent Inward Telephone Numbers	PR7ZT	\$56.33	\$56.33	\$56.33	\$56.33	\$56.33	\$56.33	\$56.33	\$56.33	\$44.71
NRC - 4-Wire ISDN Digital Grade Loop/4-wire ISDN Digital Trunk Port Combination - Subsequent Service Order Per Order	USASP	\$255.25	\$255.25	\$255.25	\$255.25	\$255.25	\$255.25	\$255.25	\$255.25	\$189.76
All Other Loop/Port Combinations	TBD	TBN	TBN	Note 2	TBN	TBN	TBN	TBN	TBN	TBN
Customers with 4 or more DS0 Equivalent										
2-Wire Voice Grade Loop with 2-Wire Line Port	TBD	Note 3	Note 3	Note 3	Note 3	Note 3	Note 3	Note 3	Note 3	Note 3
All Other Loop/Port Combinations	TBD	TBN	TBN	TBN	TBN	TBN	TBN	TBN	TBN	TBN
All other MSAs in BellSouth Region										
Currently Combined										
2-Wire Voice Grade Loop with 2-Wire Line Port										
RC - 2-Wire Voice Grade Loop with 2-Wire Line Port, Zone 1 (Note 6)	TBD	NA	NA	NA	NA	NA	NA	NA	NA	NA
RC - 2-Wire Voice Grade Loop with 2-Wire Line Port, Zone 2 (Note 6)	TBD	NA	NA	NA	NA	NA	NA	NA	NA	NA
RC - 2-Wire Voice Grade Loop with 2-Wire Line Port, Zone 3 (Note 6)	TBD	NA	NA	NA	NA	NA	NA	NA	NA	NA
RC - 2-Wire Voice Grade Loop with 2-Wire Line Port, Zone 4 (Note 6)	TBD	NA	NA	NA	NA	NA	NA	NA	NA	NA
RC - 2-Wire Voice Grade Loop	UEPLX	\$19.04	\$17.00	\$12.55	\$20.00	\$19.35	\$21.26	\$14.27	\$22.49	\$18.00
RC - Exchange Port - 2-Wire Line Port	TBD	\$2.07	\$2.00	\$1.79	\$2.61	\$2.20	\$2.11	\$2.19	\$2.35	\$1.90
NRC - 2-Wire Voice Grade Loop/Line Port Combination - 1st, with change	USACC	\$10.00	\$10.00	\$2.01	\$10.00	\$10.00	\$10.00	\$2.77	\$10.00	\$10.00
NRC - 2-Wire Voice Grade Loop/Line Port Combination - Add'l, with change	USACC	\$10.00	\$10.00	\$0.3108000	\$10.00	\$10.00	\$10.00	\$0.40	\$10.00	\$10.00
NRC - 2-Wire Voice Grade Loop/Line Port Combination - 1st, no change	USAC2	\$10.00	\$10.00	\$2.01	\$10.00	\$10.00	\$10.00	\$2.77	\$10.00	\$10.00
NRC - 2-Wire Voice Grade Loop/Line Port Combination - Add'l, no change	USAC2	\$10.00	\$10.00	\$0.3108000	\$10.00	\$10.00	\$10.00	\$0.40	\$10.00	\$10.00
NRC - 2-Wire Voice Grade Loop/Line Port Combination - Subsequent	USASC	\$10.00	\$10.00	\$10.00	\$10.00	\$10.00	\$10.00	\$10.00	\$10.00	\$10.00
NRC - 2-Wire Voice Grade Loop/Line Port Combination - OSS LSR Charge, Electronic, per LSR received from the CLEC by one of the OSS interactive interfaces	SOMEK	\$3.50	\$3.50	\$3.50	\$3.50	\$3.50	\$3.50	\$3.50	\$3.50	\$3.50
NRC - 2-Wire Voice Grade Loop/Line Port Combination - Incremental Cost - Manual Svc.Order vs. Electronic - 1st	TBD	NA	NA	\$33.67	NA	NA	NA	\$40.18	NA	NA
NRC - 2-Wire Voice Grade Loop/Line Port Combination - Incremental Cost - Manual Svc.Order vs. Electronic - Add'l	TBD	NA	NA	\$7.88	NA	NA	NA	\$9.45	NA	NA
NRC - 2-Wire Voice Grade Loop/Line Port Combination - Incremental Cost - Manual Svc.Order vs. Electronic	SOMAN	\$19.99	\$19.99	NA	\$19.99	\$19.99	\$19.99	NA	\$19.99	\$19.99
All Other Loop/Port Combinations	TBD	TBN	TBN	Note 2	TBN	TBN	TBN	TBN	TBN	TBN
Not Currently Combined										
2-Wire Voice Grade Loop with 2-Wire Line Port										
RC - 2-Wire Voice Grade Loop with 2-Wire Line Port, Zone 1 (Note 6)	TBD	NA	NA	NA	NA	NA	NA	NA	NA	NA
RC - 2-Wire Voice Grade Loop with 2-Wire Line Port, Zone 2 (Note 6)	TBD	NA	NA	NA	NA	NA	NA	NA	NA	NA
RC - 2-Wire Voice Grade Loop with 2-Wire Line Port, Zone 3 (Note 6)	TBD	NA	NA	NA	NA	NA	NA	NA	NA	NA
RC - 2-Wire Voice Grade Loop with 2-Wire Line Port, Zone 4 (Note 6)	TBD	NA	NA	NA	NA	NA	NA	NA	NA	NA
RC - 2-Wire Voice Grade Loop	UEPLX	\$19.04	\$17.00	\$12.55	\$20.00	\$19.35	\$21.26	\$14.27	\$22.49	\$18.00
RC - Exchange Port - 2-Wire Line Port	TBD	\$14.00	\$14.00	\$1.79	\$14.00	\$14.00	\$14.00	\$14.00	\$14.00	\$14.00
NRC - 2-Wire Voice Grade Loop/Line Port Combination - 1st, with change - Res	UEPRL	\$90.00	\$90.00	\$59.70	\$90.00	\$90.00	\$90.00	\$90.00	\$90.00	\$90.00
NRC - 2-Wire Voice Grade Loop/Line Port Combination - Add'l, w/change - Res	UEPRL	\$41.50	\$41.50	\$59.70	\$41.50	\$41.50	\$41.50	\$41.50	\$41.50	\$41.50

Version 1000.0500
7/7/00 Filefolder

LOOP-PORT COMBOS

BELLSOUTH/Xpedius RATES
NETWORK ELEMENTS
AND OTHER SERVICES

DESCRIPTION		USOC	AL	FL	GA	KY	LA	MS	NC	SC	TN
	NRC - 2-Wire Voice Grade Loop/Line Port Combination - 1st, with change - Bus	UEPBL	\$90.00	\$90.00	\$59.70	\$90.00	\$90.00	\$90.00	\$90.00	\$90.00	\$90.00
	NRC - 2-Wire Voice Grade Loop/Line Port Combination - Add'l. w/change - Bus	UEPBL	\$41.50	\$41.50	\$59.70	\$41.50	\$41.50	\$41.50	\$41.50	\$41.50	\$41.50
	NRC - 2-Wire Voice Grade Loop/Line Port Combination - 1st, no change -Res	UEPRL	\$90.00	\$90.00	\$59.70	\$90.00	\$90.00	\$90.00	\$90.00	\$90.00	\$90.00
	NRC - 2-Wire Voice Grade Loop/Line Port Combination - Add'l, no change - Res	UEPRL	\$41.50	\$41.50	\$59.70	\$41.50	\$41.50	\$41.50	\$41.50	\$41.50	\$41.50
	NRC - 2-Wire Voice Grade Loop/Line Port Combination - 1st, no change - Bus	UEPBL	\$90.00	\$90.00	\$59.70	\$90.00	\$90.00	\$90.00	\$90.00	\$90.00	\$90.00
	NRC - 2-Wire Voice Grade Loop/Line Port Combination - Add'l, no change - Bus	UEPBL	\$41.50	\$41.50	\$59.70	\$41.50	\$41.50	\$41.50	\$41.50	\$41.50	\$41.50
	NRC - 2-Wire Voice Grade Loop/Line Port Combination - Subsequent	USASC	\$10.00	\$10.00	\$10.00	\$10.00	\$10.00	\$10.00	\$10.00	\$10.00	\$10.00
	NRC - 2-Wire Voice Grade Loop/Line Port Combination - Incremental Cost - Manual Svc.Order vs. Electronic - 1st	TBD	Note 3	Note 3	\$33.67	Note 3	Note 3	Note 3	Note 3	Note 3	Note 3
	NRC - 2-Wire Voice Grade Loop/Line Port Combination - Incremental Cost - Manual Svc.Order vs. Electronic - Add'l	TBD	Note 3	Note 3	\$7.88	Note 3	Note 3	Note 3	Note 3	Note 3	Note 3
	All Other Loop/Port Combinations	TBD	TBN	TBN	Note 2	TBN	TBN	TBN	TBN	TBN	TBN
MARKET RATES (INCLUDING ALL VERTICAL FEATURES)											
Currently Combined											
	2-Wire Analog Line Port (Res., Bus.), per month	TBD	\$14.00	\$14.00	\$14.00	\$14.00	\$14.00	\$14.00	\$14.00	\$14.00	\$14.00
	2-Wire Analog Loop, per month	UEPLX	\$19.04	\$17.00	NA	\$20.00	\$19.35	\$21.26	NA	\$22.49	\$18.00
	NRC	TBD	\$41.50	\$41.50	\$41.50	\$41.50	\$41.50	\$41.50	\$41.50	\$41.50	\$41.50
	NRC - 2-Wire Voice Grade Loop/Line Port Combination - Subsequent	USASC	\$10.00	\$10.00	\$10.00	\$10.00	\$10.00	\$10.00	\$10.00	\$10.00	\$10.00
	NRC - 2-Wire Voice Grade Loop/Line Port Combination - OSS LSR Charge, Electronic, per LSR received from the CLEC by one of the OSS interactive interfaces	SOMEK	\$3.50	\$3.50	\$3.50	\$3.50	\$3.50	\$3.50	\$3.50	\$3.50	\$3.50
	NRC - Incremental Manual Service Order	SOMAN	\$19.99	\$19.99	\$19.99	\$19.99	\$19.99	\$19.99	\$19.99	\$19.99	\$19.99
	NRC - Incremental Manual Service Order Disconnect	TBD	\$20.00	\$20.00	\$20.00	\$20.00	\$20.00	\$20.00	\$20.00	\$20.00	\$20.00
Not Currently Combined											
	2-Wire Analog Line Port (Res., Bus.), per month	TBD	\$14.00	\$14.00	\$14.00	\$14.00	\$14.00	\$14.00	\$14.00	\$14.00	\$14.00
	2-Wire Analog Loop, per month	UEPLX	\$19.04	\$17.00	NA	\$20.00	\$19.35	\$21.26	NA	\$22.49	\$18.00
	NRC	TBD	\$90.00	\$90.00	\$90.00	\$90.00	\$90.00	\$90.00	\$90.00	\$90.00	\$90.00
	NRC - 2-Wire Voice Grade Loop/Line Port Combination - Subsequent	USASC	\$10.00	\$10.00	\$10.00	\$10.00	\$10.00	\$10.00	\$10.00	\$10.00	\$10.00
	NRC - 2-Wire Voice Grade Loop/Line Port Combination - OSS LSR Charge, Electronic, per LSR received from the CLEC by one of the OSS interactive interfaces	SOMEK	\$3.50	\$3.50	\$3.50	\$3.50	\$3.50	\$3.50	\$3.50	\$3.50	\$3.50
	NRC - Incremental Manual Service Order	SOMAN	\$19.99	\$19.99	\$19.99	\$19.99	\$19.99	\$19.99	\$19.99	\$19.99	\$19.99
	NRC - Incremental Manual Service Order Disconnect	TBD	\$20.00	\$20.00	\$20.00	\$20.00	\$20.00	\$20.00	\$20.00	\$20.00	\$20.00
NOTES:											
1	In the absence of ordered rates by a State Commission, the rates for Currently Combined combinations of loop and port network elements will be the sum of the stand alone recurring rates of the UNEs which make up the combinations.										

BELLSOUTH/Xspedius RATES
 NETWORK ELEMENTS
 AND OTHER SERVICES

DESCRIPTION	USOC	AL	FL	GA	KY	LA	MS	NC	SC	TN
2 For Georgia, on an interim basis, for those currently combined port/loop combinations defined by the Georgia Public Service Commission as not currently combined, the non-recurring and recurring rates for such UNE combinations shall be the sum of the stand										
3 Where BellSouth is not required to provide combinations of loop/port network elements, the rates for the 2-wire voice grade loop with 2-wire line port combination will be as follows: the recurring charges will be the sum of the stand-alone UNE loop rates										
4 Usage and Common Transport rates associated with the stand-alone UNE port elements will apply to all combinations of loop/port network elements.										
5 The Extended Area Calling Plans set forth in the stand-alone UNE Port rates section will apply to combinations of the loop/port network elements.										
6 Effective May 1, 2000 statewide rates will be replaced by Deaveraged Loop Rates by Zone where available. Until approximately December 31, 2000 or until such time that BellSouth billing systems have been developed to handle the new zone rate structure, BellSouth will bill at the Zone 1 Deaveraged Loop rate level only. After December 31, 2000 or such time that the billing systems have been developed to handle the new zone rate structure, BellSouth will begin billing pursuant to CLEC-1's interconnection agreement.										
Where the state Commission has adopted rates for the rate elements contained herein, it is the intent of the Parties to reflect such rates in this Exhibit and to apply the same consistent with applicable FCC and Commission rules and orders.										

BELLSOUTH/Xspedius RATES
NETWORK ELEMENTS
AND OTHER SERVICES

DESCRIPTION	USOC	AL	FL	GA	KY	LA	MS	NC	SC	TN
Unbundled Loop / Transport Combinations										
Enhanced Extended Link ("EEL")										
DEDICATED TRANSPORT - ALREADY COMBINED										
Local Loop - 2-wire VG - per month										
Statewide	UEAL2	\$22.43	\$17.00	\$17.89	\$23.35	\$22.84	\$25.05	\$15.88	\$26.25	\$26.02
Zone 1 (Note 1)	TBD	NA	NA	\$15.40	NA	NA	NA	NA	NA	NA
Zone 2 (Note 1)	TBD	NA	NA	\$17.78	NA	NA	NA	NA	NA	NA
Zone 3 (Note 1)	TBD	NA	NA	\$28.26	NA	NA	NA	NA	NA	NA
Zone 4 (Note 1)	TBD	NA	NA	NA	NA	NA	NA	NA	NA	NA
Local Loop - 4-wire VG - per month										
Statewide	UEAL4	\$30.00	\$30.00	\$26.58	NA	\$31.52	\$30.55	\$27.49	\$35.86	\$18.00
Zone 1 (Note 1)	TBD	NA	NA	\$22.88	NA	NA	NA	NA	NA	NA
Zone 2 (Note 1)	TBD	NA	NA	\$26.42	NA	NA	NA	NA	NA	NA
Zone 3 (Note 1)	TBD	NA	NA	\$41.99	NA	NA	NA	NA	NA	NA
Zone 4 (Note 1)	TBD	NA	NA	NA	NA	NA	NA	NA	NA	NA
Local Loop - 56kbps - per month										
Statewide	UDL56	\$34.15	\$48.33	\$29.92	NA	\$35.58	\$34.95	\$32.67	\$41.70	\$42.23
Zone 1 (Note 1)	TBD	NA	NA	\$26.44	NA	NA	NA	NA	NA	NA
Zone 2 (Note 1)	TBD	NA	NA	\$30.53	NA	NA	NA	NA	NA	NA
Zone 3 (Note 1)	TBD	NA	NA	\$48.53	NA	NA	NA	NA	NA	NA
Zone 4 (Note 1)	TBD	NA	NA	NA	NA	NA	NA	NA	NA	NA
Local Loop - 64 kbps - per month										
Statewide	UDL64	\$34.15	\$48.33	\$29.22	NA	\$35.58	\$34.95	\$32.67	\$41.70	\$42.23
Zone 1 (Note 1)	TBD	NA	NA	\$26.44	NA	NA	NA	NA	NA	NA
Zone 2 (Note 1)	TBD	NA	NA	\$30.53	NA	NA	NA	NA	NA	NA
Zone 3 (Note 1)	TBD	NA	NA	\$48.53	NA	NA	NA	NA	NA	NA
Zone 4 (Note 1)	TBD	NA	NA	NA	NA	NA	NA	NA	NA	NA
Local Loop - DS1 - per month										
Statewide	USLXX	\$64.65	\$80.00	\$60.88	\$67.96	\$72.86	\$69.59	\$62.78	\$72.55	TBD
Zone 1 (Note 1)	TBD	NA	NA	\$52.40	NA	NA	NA	NA	NA	NA
Zone 2 (Note 1)	TBD	NA	NA	\$60.51	NA	NA	NA	NA	NA	NA
Zone 3 (Note 1)	TBD	NA	NA	\$96.18	NA	NA	NA	NA	NA	NA
Zone 4 (Note 1)	TBD	NA	NA	NA	NA	NA	NA	NA	NA	NA
Local Loop - DS3 - per Mile	1L5ND	\$43.96	\$40.01	\$29.96	\$43.69	\$38.98	\$54.39	\$32.53	\$56.71	\$30.53
Local Loop - DS3 - per Facility Termination	UE3PX	\$456.18	\$470.83	\$392.61	\$436.95	\$497.08	\$427.81	\$387.01	\$510.30	\$400.21
Local Loop - STS-1 - per Mile	1L5ND	\$43.96	\$40.01	\$29.96	\$43.69	\$38.98	\$54.39	\$32.53	\$56.71	\$30.53
Local Loop - STS-1 - per Facility Termination	UDLS1	\$456.18	\$470.83	\$392.61	\$436.95	\$497.08	\$427.81	\$387.01	\$510.30	\$400.21
Local Channel - Dedicated - 2-Wire VG per month	ULDV2	\$14.61	\$18.02	\$16.28	\$22.26	\$14.94	\$17.83	\$14.82	\$16.83	\$19.02
Local Channel - Dedicated - 4-Wire VG per month	ULDV4	\$15.77	\$19.01	\$17.18	\$23.38	\$16.21	\$19.03	\$15.87	\$18.05	\$20.14
Local Channel - Dedicated - DS1 per month	TMECS	\$35.52	\$44.35	\$38.57	\$43.80	\$43.80	\$38.91	\$35.68	\$37.20	\$40.27
Local Channel - Dedicated - DS3 - per mile per month	1L5NC	\$34.21	\$30.65	\$23.06	\$34.00	\$30.34	NA	NA	\$44.13	\$23.76
Local Channel - Dedicated - DS3 - Facility Termination per month	ULDF3	\$536.23	\$598.84	\$531.90	\$635.09	\$669.01	\$526.67	\$498.87	\$582.93	\$607.28

version 10/07/00
7/7/00 Filefolder

EELS

BELLSOUTH/Xspedius RATES
NETWORK ELEMENTS
AND OTHER SERVICES

DESCRIPTION	USOC	AL	FL	GA	KY	LA	MS	NC	SC	TN
Local Channel - Dedicated - STS-1 - per mile per month	1L5NC	\$24.82	\$27.61	\$19.93	\$30.04	\$29.89	\$38.98	\$24.39	\$29.97	\$25.11
Local Channel - Dedicated - STS-1 - Facility Termination per month	ULDS1	\$502.62	\$681.61	\$516.91	\$610.64	\$693.02	\$531.39	\$555.92	\$556.66	\$615.65
Interoffice Channel - Dedicated - 2-Wire VG - per mile per month	1L5XX	\$0.03	NA	\$0.02	\$0.03	\$0.04	\$0.03	\$0.0282	\$0.04	\$0.02
Interoffice Channel - Dedicated - 2-Wire VG - Facility Termination per month	U1TV2	\$18.49	NA	\$17.07	\$27.66	\$19.10	\$21.33	\$18.00	\$21.42	\$18.33
Interoffice Channel - Dedicated - DS0 - 56kbps - per mile per month	1L5XX	\$0.04	\$0.03	\$0.02	\$0.03	\$0.04	\$0.03	\$0.0282	\$0.04	\$0.17
Interoffice Channel - Dedicated - DS0 - 56 kbps - Facility Termination per month	U1TD5	\$17.81	21.33	\$16.45	\$26.95	\$18.37	\$20.64	\$17.40	20.71	\$17.74
Interoffice Channel - Dedicated - DS0 - 64kbps - per mile per month	1L5XX	\$0.04	\$0.03	\$0.02	\$0.03	\$0.04	\$0.03	\$0.03	\$0.04	\$0.17
Interoffice Channel - Dedicated - DS0 - 64 kbps - Facility Termination per month	U1TD6	\$17.81	21.33	\$16.45	\$26.95	\$18.37	\$20.64	\$17.40	20.71	\$17.74
Interoffice Channel - Dedicated - DS1 - per mile per month	1L5XX	\$0.69	\$0.60	\$0.31	\$0.45	\$0.78	\$0.66	\$0.57530	\$0.76	\$0.35
Interoffice Channel - Dedicated - DS1 - Facility Termination per month	U1TF1	\$79.69	\$99.79	\$63.39	\$55.05	\$93.40	\$74.40	\$71.29	\$94.98	\$75.83
Interoffice Channel - Dedicated - DS3 - per mile per month	1L5XX	\$11.93	\$10.25	\$6.46	\$12.06	\$16.15	\$13.48	\$12.98	\$19.14	\$6.88
Interoffice Channel - Dedicated - DS3 - Facility Termination per month	U1TF3	736.6	994.83	\$717.60	\$1,112.02	\$1,131.09	\$686.84	\$720.38	\$904.49	\$840.61
Interoffice Channel - Dedicated - STS-1 - per mile per month	1L5XX	\$11.93	\$10.25	\$7.07	\$12.06	\$16.15	\$13.48	\$11.62	\$19.14	\$6.88
Interoffice Channel - Dedicated - STS-1 - Facility Termination per month	U1TFS	\$733.93	\$966.49	\$733.72	\$1,088.67	\$1,114.68	\$692.52	\$814.72	\$944.40	\$838.65
DS3 Channelized System per month	MQ3	\$210.87	\$213.22	\$202.91	\$236.32	\$245.84	\$229.30	\$226.81	\$204.07	\$225.59
DS3 Interface per month (DS1 COCI)	1PQE1	\$4.53	\$6.31	\$0.67	\$8.52	\$7.55	\$5.58	\$4.61	\$9.69	\$3.91
DS1 Channelized System per month	MQ1	\$139.58	\$163.88	\$137.97	\$200.01	\$209.87	\$146.87	\$177.72	\$179.81	\$165.21
OCU-DP(data) interface card per month (2.4-64kbs)	1D1DD	\$2.61	\$3.13	\$1.06	\$2.94	\$3.12	\$2.86	\$2.88	\$3.36	\$2.46
VG interface card per month (DS0)	1D1VG	\$1.26	\$1.78	\$2.20	\$1.40	\$1.62	\$1.45	\$1.64	\$1.93	\$1.25
NRC - All Existing UNE Combination "Switch As Is" Conversion Charge										
NRC - "Switch As Is" Conversion Charge - 1st	UNCCC	\$54.03	\$63.73	\$71.04	\$54.09	\$54.23	\$54.09	\$114.00	\$54.26	\$54.13
NRC - "Switch As Is" Conversion Charge - Add'l	UNCCC	\$32.11	\$33.10	\$39.60	\$32.16	\$32.24	\$32.16	\$32.10	\$32.25	\$32.17
(NRC rates above, if not ordered, are subject to true-up.)										
Enhanced Extended Link ("EEL")										
2-wire VG Loop/DS1 Interoffice Channel - Dedicated Transport EEL										
2-wire analog voice grade loop SL2 and DS1 ded interoffice transport with channelization										
Zone 1	TBD	\$196.90	TBD	\$99.22	NA	\$208.13	\$229.90	NA	\$264.80	NA
Zone 2	TBD	\$208.11	TBD	\$101.60	NA	\$220.80	\$235.88	NA	\$275.76	NA
Zone 3	TBD	\$231.79	TBD	\$112.08	NA	\$252.41	\$246.32	NA	\$286.31	NA
Zone 4		NA	NA	NA	NA	NA	\$257.43	NA	NA	NA
2-wire VG Loop per month, statewide	MQ3	\$22.43	\$17.00	NA	\$23.35	NA	NA	\$15.88	NA	\$26.02
2-wire VG Loop per month, Zone 1 (Note 1)	TBD	NA	NA	\$15.40	NA	\$17.65	\$18.35	NA	\$21.57	NA
2-wire VG Loop per month, Zone 2 (Note 1)	TBD	NA	NA	\$17.78	NA	\$30.32	\$24.33	NA	\$32.53	NA
2-wire VG Loop per month, Zone 3 (Note 1)	TBD	NA	NA	\$28.26	NA	\$61.93	\$34.77	NA	\$43.08	NA
2-wire VG Loop per month, Zone 4 (Note 1)	TBD	NA	NA	NA	NA	NA	\$45.88	NA	NA	NA
DS1 Interoffice Channel - Dedicated Transport EEL - Per Mile per month	1L5XX	\$0.69	\$0.60	\$0.31	\$0.45	\$0.78	\$0.66	\$0.5753	\$0.76	\$0.35
DS1 Interoffice Channel - Dedicated Transport EEL - Facility Termination per month	U1TF1	\$79.69	\$99.79	\$63.39	\$55.05	\$93.40	\$74.40	\$71.29	\$94.98	\$75.83
DS1 Channelization System per system per month	MQ1	\$139.58	\$163.88	\$137.97	\$200.01	\$209.87	\$146.87	\$177.72	\$179.81	\$165.21
DS1 Channelization Interface -VG per month	1PQE1	\$4.53	\$6.31	\$2.20	\$8.52	\$7.55	\$5.58	\$4.61	\$9.69	\$3.91
Per additional circuit in same DS1, Recurring - Zone 1	TBD	\$19.21	NA	\$17.60	NA	\$19.07	\$18.35	NA	\$23.33	NA

Version 10060900
7/7/00 Filefolder

EELS

BELLSOUTH/Xpedius RATES
NETWORK ELEMENTS
AND OTHER SERVICES

DESCRIPTION	USOC	AL	FL	GA	KY	LA	MS	NC	SC	TN
Per additional circuit in same DS1, Recurring - Zone 2	TBD	\$30.42	NA	\$19.98	NA	\$31.74	\$24.33	NA	\$34.29	NA
Per additional circuit in same DS1, Recurring - Zone 3	TBD	\$54.10	NA	\$30.46	NA	\$63.35	\$34.77	NA	\$44.84	NA
Per additional circuit in same DS1, Recurring - Zone 4	TBD	NA	NA	NA	NA	NA	\$45.88	NA	NA	NA
NRC - Switch As Is - EEL- 1st	UNCCC	\$14.37	\$16.86	\$12.97	\$16.86	\$12.70	\$15.41	\$16.86	\$28.87	\$16.86
NRC - Switch As Is - EEL - Add'l	UNCCC	\$13.33	\$15.48	\$11.27	\$15.48	\$11.10	\$13.33	\$15.48	\$28.35	\$15.48
NRC - Switch As Is - EEL - Disconnect - 1st	UNCCC	\$15.21	\$13.92	\$12.61	\$13.92	\$12.66	\$15.21	\$13.92	TBA	\$13.92
NRC - Switch As Is - EEL - Disconnect - Add'l	UNCCC	\$15.21	\$13.92	\$12.61	\$13.92	\$12.66	\$15.21	\$13.92	TBA	\$13.92
NRC - Switch As Is - EEL - Manual vs. Elect - 1st	SOMAC	\$56.43	\$51.31	\$45.46	\$51.31	\$42.70	\$55.41	\$51.31	\$56.54	\$51.31
NRC - Switch As Is - EEL - Manual vs. Elect - Add'l	SOMAC	\$19.15	\$17.56	\$15.72	\$17.56	\$14.77	\$19.16	\$17.56	\$19.02	\$17.56
INTERIM NRCs FOR NEW EEL SUBJECT TO TRUE-UP:			Orlando, Miami, Ft Laud FL			New Orleans LA		Greensboro Charlotte NC		Nashville TN
NRC - 2-wire VG Loop - 1st	SOMAC	NA	\$195.00	\$157.33	NA	\$190.74	NA	\$57.99	NA	\$247.97
NRC - 2-wire VG Loop - Add'l	SOMAC	NA	\$97.00	\$120.74	NA	\$134.43	NA	\$42.37	NA	\$195.72
NRC - Interoffice Channel - DS1- Facility Termination - 1st	SOMAC	NA	\$45.91	\$166.01	NA	\$186.69	NA	\$217.17	NA	\$195.68
NRC - Interoffice Channel - DS1- Facility Termination - Add'l	SOMAC	NA	\$44.18	\$130.69	NA	\$149.23	NA	\$163.75	NA	\$156.47
NRC - DS1 Channelization System - 1st	SOMAC	NA	\$235.06	\$240.96	NA	\$220.07	NA	\$301.74	NA	\$222.87
NRC - DS1 Channelization System - Add'l	SOMAC	NA	\$142.56	\$148.03	NA	\$135.20	NA	\$182.57	NA	\$135.80
NRC - DS1 Channelization System - VG Interface - 1st	SOMAC	NA	\$13.39	\$13.45	NA	\$12.29	NA	\$15.76	NA	\$12.61
NRC - DS1 Channelization System - VG Interface - Add'l	SOMAC	NA	\$9.59	\$9.63	NA	\$8.80	NA	\$11.28	NA	\$9.03
4-wire VG Loop/DS1 Interoffice Channel - Dedicated Transport EEL										
4-wire analog voice grade loop and DS1 ded interoffice transport with channelization										
Zone 1	TBD	\$204.34	NA	\$101.17	NA	\$216.32	\$235.35	NA	\$274.14	NA
Zone 2	TBD	\$129.33	NA	\$110.71	NA	\$233.81	\$242.64	NA	\$289.11	NA
Zone 3	TBD	\$251.00	NA	\$126.28	NA	\$277.43	\$255.37	NA	\$303.52	NA
Zone 4	TBD	NA	NA	NA	NA	NA	\$268.93	NA	NA	NA
4-wire VG Loop, per month, statewide	UEAL4	\$30.00	\$30.00	\$26.58	NA	NA	NA	\$27.49	NA	\$18.00
4-wire VG Loop, per month, Zone 1 (Note 1)	TBD	NA	NA	\$22.88	NA	\$24.36	\$22.38	NA	\$29.47	NA
4-wire VG Loop, per month, Zone 2 (Note 1)	TBD	NA	NA	\$26.42	NA	\$41.85	\$29.67	NA	\$44.44	NA
4-wire VG Loop, per month, Zone 3 (Note 1)	TBD	NA	NA	\$41.99	NA	\$85.47	\$42.40	NA	\$58.85	NA
4-wire VG Loop, per month, Zone 4 (Note 1)	TBD	NA	NA	NA	NA	NA	\$55.96	NA	NA	NA
DS1 Interoffice Channel - Dedicated Transport EEL - Per Mile per month	1L5XX	\$0.69	\$0.60	\$0.31	\$0.45	\$0.78	\$0.66	\$0.5753	\$0.76	\$0.35
DS1 Interoffice Channel - Dedicated Transport EEL - Facility Termination per month	U1TF1	\$79.69	\$99.79	\$63.39	\$55.05	\$93.40	\$74.40	\$71.29	\$94.98	\$75.83
DS1 Channelization System per system per month	MQ1	\$139.58	\$163.88	\$137.97	\$200.01	\$209.87	\$146.87	\$177.72	\$179.81	\$165.21
DS1 Channelization Interface -VG per month	1D1VG	\$1.26	\$1.78	\$2.20	\$1.40	\$1.62	\$1.45	\$1.64	\$1.93	\$1.25
Per additional circuit in same DS1, Recurring - Zone 1	TBD	26.65	NA	\$24.93	NA	\$27.26	\$22.38	NA	\$32.67	NA
Per additional circuit in same DS1, Recurring - Zone 2	TBD	41.64	NA	\$28.37	NA	\$44.75	\$29.67	NA	\$47.64	NA
Per additional circuit in same DS1, Recurring - Zone 3	TBD	54.1	NA	\$43.52	NA	\$88.37	\$42.40	NA	\$62.05	NA
Per additional circuit in same DS1, Recurring - Zone 4	TBD	NA	NA	NA	NA	NA	\$55.96	NA	NA	NA
NRC - Switch As Is - EEL- 1st	UNCCC	\$14.37	\$16.86	\$12.97	\$16.86	\$12.70	\$15.41	\$16.86	\$28.87	\$16.86
NRC - Switch As Is - EEL - Add'l	UNCCC	\$13.33	\$15.48	\$11.27	\$15.48	\$11.10	\$13.33	\$15.48	\$28.35	\$15.48
NRC - Switch As Is - EEL - Disconnect - 1st	UNCCC	\$15.21	\$13.92	\$12.61	\$13.92	\$12.66	\$15.21	\$13.92	TBA	\$13.92
NRC - Switch As Is - EEL - Disconnect - Add'l	UNCCC	\$15.21	\$13.92	\$12.61	\$13.92	\$12.66	\$15.21	\$13.92	TBA	\$13.92
NRC - Switch As Is - EEL - Manual vs. Elect - 1st	SOMAC	\$56.43	\$51.31	\$45.46	\$51.31	\$42.70	\$55.41	\$51.31	\$56.54	\$51.31
NRC - Switch As Is - EEL - Manual vs. Elect - Add'l	SOMAC	\$19.15	\$17.56	\$15.72	\$17.56	\$14.77	\$19.16	\$17.56	\$19.02	\$17.56
INTERIM NRCs FOR NEW EEL SUBJECT TO TRUE-UP:			Orlando, Miami, Ft Laud FL			New Orleans LA		Greensboro Charlotte NC		Nashville TN
NRC 4-wireVG Loop - 1st	SOMAC	NA	\$141.00	\$260.11	NA	\$334.69	NA	\$288.47	NA	\$113.50
NRC 4-wireVG Loop - Add'l	SOMAC	NA	\$43.00	\$213.21	NA	\$243.53	NA	\$237.45	NA	\$86.00

BELLSOUTH/Xspedius RATES
NETWORK ELEMENTS
AND OTHER SERVICES

DESCRIPTION	USOC	AL	FL	GA	KY	LA	MS	NC	SC	TN
NRC - DS1 - Interoffice Channel - Facility Termination - 1st	SOMAC	NA	\$45.91	\$166.01	NA	\$186.69	NA	\$217.17	NA	\$195.68
NRC - DS1 - Interoffice Channel - Facility Termination - Add'l	SOMAC	NA	\$44.18	\$130.69	NA	\$149.23	NA	\$163.75	NA	\$156.47
NRC - DS1 Channelization System - 1st	SOMAC	NA	\$235.06	\$240.96	NA	NA	NA	\$301.74	NA	\$222.87
NRC - DS1 Channelization System - Add'l	SOMAC	NA	\$142.56	\$148.03	NA	NA	NA	\$182.57	NA	\$135.80
NRC - DS1 Channelization System - Interface VG - 1st	SOMAC	NA	\$13.39	\$13.45	NA	\$12.29	NA	\$15.76	NA	\$12.61
NRC - DS1 Channelization System - Interface VG - Add'l	SOMAC	NA	\$9.59	\$9.63	NA	\$8.80	NA	\$11.28	NA	\$9.03
4-wire 56 kbps Loop/DS1 Interoffice Channel - Dedicated Transport EEL										
DS0 digital 56 or 64 kbps loop and DS1 ded interoffice transport with channelization										
Zone 1	TBD	\$207.66	NA	\$109.12	NA	\$219.46	\$238.58	NA	\$278.93	NA
Zone 2	TBD	\$224.73	NA	\$113.21	NA	\$239.20	\$246.91	NA	\$296.34	NA
Zone 3	TBD	\$280.78	NA	\$131.21	NA	\$288.44	\$261.48	NA	\$313.10	NA
Zone 4	TBD	NA	NA	NA	NA	NA	\$276.99	NA	NA	NA
4-wire 56 kbps Loop, per month, statewide	UNCD5	NA	NA	NA	NA	NA	NA	\$32.67	NA	\$42.23
4-wire 56 kbps Loop, per month, Zone 1 (Note 1)	TBD	NA	NA	\$26.44	NA	\$27.50	\$25.61	NA	\$34.26	NA
4-wire 56 kbps Loop, per month, Zone 2 (Note 1)	TBD	NA	NA	\$30.53	NA	\$47.24	\$33.94	NA	\$51.67	NA
4-wire 56 kbps Loop, per month, Zone 3 (Note 1)	TBD	NA	NA	\$48.53	NA	\$96.48	\$48.51	NA	\$68.43	NA
4-wire 56 kbps Loop, per month, Zone 4 (Note 1)	TBD	NA	NA	NA	NA	NA	\$64.02	NA	NA	NA
DS1 Interoffice Channel - Dedicated Transport EEL - Per Mile per month	1L5XX	\$0.69	\$0.60	\$0.31	\$0.45	\$0.78	\$0.66	\$0.5753	\$0.76	\$0.35
DS1 Interoffice Channel - Dedicated Transport EEL - Facility Termination per month	UNCB1	\$79.69	\$99.79	\$63.39	\$55.05	\$93.40	\$74.40	\$71.29	\$94.98	\$75.83
DS1 Channelization System per system per month	UNCN1	\$139.58	\$163.88	\$137.97	\$200.01	\$209.87	\$146.87	\$177.72	\$179.81	\$165.21
DS1 Channelization Interface - OCU-DP per month	UNC1D	\$4.53	\$6.31	\$2.20	\$8.52	\$7.55	\$5.58	\$4.61	\$9.69	\$3.91
Per additional circuit in same DS1, Recurring - Zone 1	TBD	\$29.97	NA	\$28.42	NA	\$30.40	\$28.48	NA	\$37.46	NA
Per additional circuit in same DS1, Recurring - Zone 2	TBD	\$47.04	NA	\$32.41	NA	\$50.14	\$36.81	NA	\$54.87	NA
Per additional circuit in same DS1, Recurring - Zone 3	TBD	\$73.31	NA	\$49.94	NA	\$99.38	\$51.38	NA	\$71.63	NA
Per additional circuit in same DS1, Recurring - Zone 4	TBD	NA	NA	NA	NA	NA	\$66.89	NA	NA	NA
NRC - Switch As Is - EEL - 1st	UNCCC	\$14.37	\$16.86	\$12.97	\$16.86	\$12.70	\$15.41	\$16.86	\$28.87	\$16.86
NRC - Switch As Is - EEL - Add'l	UNCCC	\$13.33	\$15.48	\$11.27	\$15.48	\$11.10	\$13.33	\$15.48	\$28.35	\$15.48
NRC - Switch As Is - EEL - Disconnect - 1st	UNCCC	\$15.21	\$13.92	\$12.61	\$13.92	\$12.66	\$15.21	\$13.92	TBA	\$13.92
NRC - Switch As Is - EEL - Disconnect - Add'l	UNCCC	\$15.21	\$13.92	\$12.61	\$13.92	\$12.66	\$15.21	\$13.92	TBA	\$13.92
NRC - Switch As Is - EEL - Manual vs. Elect - 1st	SOMAC	\$56.43	\$51.31	\$45.46	\$51.31	\$42.70	\$55.41	\$51.31	\$56.54	\$51.31
NRC - Switch As Is - EEL - Manual vs. Elect - Add'l	SOMAC	\$19.15	\$17.56	\$15.72	\$17.56	\$14.77	\$19.16	\$17.56	\$19.02	\$17.56
INTERIM NRCs FOR NEW EEL SUBJECT TO TRUE-UP:			Orlando, Miami, Ft Laud FL			New Orleans LA		Greensboro Charlotte NC		Nashville TN
NRC - 4-wire 56 kbps Loop - 1st	SOMAC	NA	\$709.72	\$401.71	NA	\$483.59	NA	\$489.04	NA	\$698.42
NRC - 4-wire 56 kbps Loop - Add'l	SOMAC	NA	\$483.45	\$283.84	NA	\$315.57	NA	\$337.51	NA	NA
NRC - DS-1 Interoffice Channel - Facility Termination - 1st	SOMAC	NA	\$45.91	\$166.01	NA	\$186.69	NA	\$217.17	NA	\$195.68
NRC - DS-1 Interoffice Channel - Facility Termination - Add'l	SOMAC	NA	\$44.18	\$130.69	NA	\$149.23	NA	\$163.75	NA	\$156.47
NRC - New - DS1 Channelization System										
NRC - DS1 Channelization System - 1st	SOMAC	NA	\$238.43	\$302.82	NA	\$297.96	NA	\$338.55	NA	\$222.87
NRC - DS1 Channelization System - Add'l	SOMAC	NA	\$145.55	\$184.20	NA	\$181.39	NA	\$200.06	NA	\$135.80
NRC - DS1 Channelization Interface OCU-DP card per month(2.4-64kbps) - 1st	SOMAC	NA	\$13.39	\$13.45	NA	\$12.29	NA	\$15.76	NA	\$12.61
NRC - DS1 Channelization Interface OCU-DP card per month(2.4-64kbps) - Add'l	SOMAC	NA	\$9.59	\$9.63	NA	\$8.80	NA	\$11.28	NA	\$9.03
4-wire 64 kbps Loop/DS1 Interoffice Channel - Dedicated Transport EEL										
4-wire analog voice grade loop and DS1 ded interoffice transport with channelization										
Zone 1	TBD	\$204.34	NA	\$109.12	NA	\$219.46	\$238.58	NA	\$278.93	NA
Zone 2	TBD	\$219.33	NA	\$113.21	NA	\$239.20	\$246.91	NA	\$296.34	NA
Zone 3	TBD	\$251.00	NA	\$131.21	NA	\$288.44	\$261.48	NA	\$313.10	NA

Version 1Q00/6/5/00
7/7/00 Filefolder

EELS

BELLSOUTH/Xpedius RATES
NETWORK ELEMENTS
AND OTHER SERVICES

DESCRIPTION	USOC	AL	FL	GA	KY	LA	MS	NC	SC	TN
Zone 4	TBD	NA	NA	NA	NA	NA	\$276.99	NA	NA	NA
4-wire 64 kbps Loop, per month, statewide	UDL64	NA	\$48.33	NA	NA	NA	NA	\$32.67	NA	\$42.23
4-wire 64 kbps Loop, per month, Zone 1 (Note 1)	TBD	NA	NA	\$26.44	NA	\$27.50	\$25.61	NA	\$34.26	NA
4-wire 64 kbps Loop, per month, Zone 2 (Note 1)	TBD	NA	NA	\$30.53	NA	\$47.24	\$33.94	NA	\$51.67	NA
4-wire 64 kbps Loop, per month, Zone 3 (Note 1)	TBD	NA	NA	\$48.53	NA	\$96.48	\$48.51	NA	\$68.43	NA
4-wire 64 kbps Loop, per month, Zone 4 (Note 1)	TBD	NA	NA	NA	NA	NA	\$64.02	NA	NA	NA
DS1 Interoffice Channel - Dedicated Transport EEL - Per Mile per month	1L5XX	\$0.69	\$0.60	\$0.31	\$0.45	\$0.78	\$0.66	\$0.5753	\$0.76	\$0.35
DS1 Interoffice Channel - Dedicated Transport EEL - Facility Termination per month	U1TF1	\$79.69	\$99.79	\$63.39	\$55.05	\$93.40	\$74.40	\$71.29	\$94.98	\$75.83
DS1 Channelization System per system per month	MQ1	\$139.58	\$163.88	\$137.97	\$200.01	\$209.87	\$146.87	\$177.72	\$179.81	\$165.21
DS1 Channelization Interface - OCU-DP per month	1D1DD	\$2.61	\$3.13	NA	\$2.94	\$3.12	\$2.86	\$2.88	\$3.36	\$2.46
Per additional circuit in same DS1, Recurring - Zone 1	TBD	\$29.97	NA	\$28.42	NA	\$30.40	\$28.48	NA	\$37.46	NA
Per additional circuit in same DS1, Recurring - Zone 2	TBD	\$47.04	NA	\$32.41	NA	\$50.14	\$36.81	NA	\$54.87	NA
Per additional circuit in same DS1, Recurring - Zone 3	TBD	\$73.31	NA	\$49.94	NA	\$99.38	\$51.38	NA	\$71.63	NA
Per additional circuit in same DS1, Recurring - Zone 4		NA	NA	NA	NA	NA	\$66.89	NA	NA	NA
NRC - Switch As Is - EEL- 1st	UNCCC	\$14.37	\$16.86	\$12.97	\$16.86	\$12.70	\$15.41	\$16.86	\$28.87	\$16.86
NRC - Switch As Is - EEL - Add'l	UNCCC	\$13.33	\$15.48	\$11.27	\$15.48	\$11.10	\$13.33	\$15.48	\$28.35	\$15.48
NRC - Switch As Is - EEL - Disconnect - 1st	UNCCC	\$15.21	\$13.92	\$12.61	\$13.92	\$12.66	\$15.21	\$13.92	TBA	\$13.92
NRC - Switch As Is - EEL - Disconnect - Add'l	UNCCC	\$15.21	\$13.92	\$12.61	\$13.92	\$12.66	\$15.21	\$13.92	TBA	\$13.92
NRC - Switch As Is - EEL - Manual vs. Elect - 1st	SOMAC	\$56.43	\$51.31	\$45.46	\$51.31	\$42.70	\$55.41	\$51.31	\$56.54	\$51.31
NRC - Switch As Is - EEL - Manual vs. Elect - Add'l	SOMAC	\$19.15	\$17.56	\$15.72	\$17.56	\$14.77	\$19.16	\$17.56	\$19.02	\$17.56
INTERIM NRCs FOR NEW EEL SUBJECT TO TRUE-UP:			Orlando, Miami, Ft Laud FL			New Orleans LA		Greensboro Charlotte NC		Nashville TN
NRC - 4-wire 64 kbps Loop - 1st	SOMAC	NA	\$709.72	\$401.71	NA	\$483.59	NA	\$489.04	NA	\$698.42
NRC - 4-wire 64 kbps Loop - Add'l	SOMAC	NA	\$483.45	\$283.84	NA	\$315.57	NA	\$337.51	NA	NA
NRC - DS1- Interoffice Channel - Facility Termination - 1st	SOMAC	NA	\$45.91	\$166.01	NA	\$186.69	NA	\$217.17	NA	\$195.68
NRC - DS1- Interoffice Channel - Facility Termination - Add'l	SOMAC	NA	\$44.18	\$130.69	NA	\$149.23	NA	\$163.75	NA	\$156.47
NRC - DS1 Channelization System - 1st	SOMAC	NA	\$238.43	\$331.77	NA	\$297.96	NA	\$338.55	NA	\$222.87
NRC - DS1 Channelization System - Add'l	SOMAC	NA	\$145.55	\$202.63	NA	\$181.39	NA	\$200.06	NA	\$135.80
NRC - DS1 Channelization Sys. Interface OCU-DP card per month(2.4-64kbps) - 1st	SOMAC	NA	\$13.39	\$13.45	NA	\$12.29	NA	\$15.76	NA	\$12.61
NRC - DS1 Channelization Sys. Interface OCU-DP card per month(2.4-64kbps) - Add'l	SOMAC	NA	\$9.59	\$9.63	NA	\$8.80	NA	\$11.28	NA	\$9.03
2-wire VG Local Channel/DS1 Interoffice Channel - Dedicated Transport EEL										
2-wire VG Local Channel per month	ULDV2	\$14.61	\$18.02	\$16.28	\$22.26	\$14.94	\$17.83	\$14.82	\$16.83	\$19.02
DS1 Interoffice Channel - Dedicated Transport EEL - Per Mile per month	1L5XX	\$0.69	\$0.60	\$0.31	\$0.45	\$0.78	\$0.66	\$0.5753	\$0.76	\$0.35
DS1 Interoffice Channel - Dedicated Transport EEL - Facility Termination per month	U1TF1	\$79.69	\$99.79	\$63.39	\$55.05	\$93.40	\$74.40	\$71.29	\$94.98	\$75.83
DS1 Channelization System per system per month	MQ1	\$139.58	\$163.88	\$137.97	\$200.01	\$209.87	\$146.87	\$177.72	\$179.81	\$165.21
DS1 Channelization Interface -VG per month	1D1VG	\$1.26	\$1.78	\$2.20	\$1.40	\$1.62	\$1.45	\$1.64	\$1.93	\$1.25
NRC - Switch As Is - EEL- 1st	UNCCC	\$14.37	\$16.86	\$12.97	\$16.86	\$12.70	\$15.41	\$16.86	\$28.87	\$16.86
NRC - Switch As Is - EEL - Add'l	UNCCC	\$13.33	\$15.48	\$11.27	\$15.48	\$11.10	\$13.33	\$15.48	\$28.35	\$15.48
NRC - Switch As Is - EEL - Disconnect - 1st	UNCCC	\$15.21	\$13.92	\$12.61	\$13.92	\$12.66	\$15.21	\$13.92	TBA	\$13.92
NRC - Switch As Is - EEL - Disconnect - Add'l	UNCCC	\$15.21	\$13.92	\$12.61	\$13.92	\$12.66	\$15.21	\$13.92	TBA	\$13.92
NRC - Switch As Is - EEL - Manual vs. Elect - 1st	SOMAC	\$56.43	\$51.31	\$45.46	\$51.31	\$42.70	\$55.41	\$51.31	\$56.54	\$51.31
NRC - Switch As Is - EEL - Manual vs. Elect - Add'l	SOMAC	\$19.15	\$17.56	\$15.72	\$17.56	\$14.77	\$19.16	\$17.56	\$19.02	\$17.56
INTERIM NRCs FOR NEW EEL SUBJECT TO TRUE-UP:			Orlando, Miami, Ft Laud FL			New Orleans LA		Greensboro Charlotte NC		Nashville TN
NRC - 2-wire VG - Local Channel - 1st	SOMAC	NA	\$477.33	\$401.69	NA	\$430.71	NA	\$553.80	NA	\$287.79
NRC - 2-wire VG - Local Channel - Add'l	SOMAC	NA	\$124.32	\$70.82	NA	\$74.41	NA	\$86.69	NA	\$39.50
NRC - DS1 - Facility Termination - 1st	SOMAC	NA	\$45.91	\$166.01	NA	\$186.69	NA	\$217.17	NA	\$195.68
NRC - DS1 - Facility Termination - Add'l	SOMAC	NA	\$44.18	\$130.69	NA	\$149.23	NA	\$163.75	NA	\$156.47
NRC - DS1 Channelization System - 1st	SOMAC	NA	\$235.06	\$240.96	NA	\$220.07	NA	\$301.74	NA	\$222.87

Version 11/06/00
7/7/00 Filefolder

EELS

BELLSOUTH/Xpedius RATES
NETWORK ELEMENTS
AND OTHER SERVICES

DESCRIPTION	USOC	AL	FL	GA	KY	LA	MS	NC	SC	TN
NRC - DS1 Channelization System - Add'l	SOMAC	NA	\$142.56	\$148.03	NA	\$135.20	NA	\$182.57	NA	\$135.80
NRC - DS1 Channelization VG Interface - 1st	SOMAC	NA	\$13.39	\$13.45	NA	\$12.29	NA	\$15.76	NA	\$12.61
NRC - DS1 Channelization VG Interface - Add'l	SOMAC	NA	\$9.59	\$9.63	NA	\$8.80	NA	\$11.28	NA	\$9.03
4-wire VG Local Channel/DS1 Interoffice Channel - Dedicated Transport EEL										
4-wire VG Local Channel per month	ULDV4	\$15.77	\$19.01	\$17.18	\$23.38	\$16.21	\$19.03	\$15.87	\$18.05	\$20.14
DS1 Interoffice Channel - Dedicated Transport EEL - Per Mile per month	1L5XX	\$0.69	\$0.60	\$0.31	\$0.45	\$0.78	\$0.66	\$0.5753	\$0.76	\$0.35
DS1 Interoffice Channel - Dedicated Transport EEL - Facility Termination per month	U1TF1	\$79.69	\$99.79	\$63.39	\$55.05	\$93.40	\$74.40	\$71.29	\$94.98	\$75.83
DS1 Channelization System per system per month	MQ1	\$139.58	\$163.88	\$137.97	\$200.01	\$209.87	\$146.87	\$177.72	\$179.81	\$165.21
DS1 Channelization Interface -VG per month	1D1VG	\$4.53	\$6.31	\$2.20	\$8.52	\$7.55	\$5.58	\$4.61	\$9.69	\$3.91
NRC - Switch As Is - EEL - 1st	UNCCC	\$14.37	\$16.86	\$12.97	\$16.86	\$12.70	\$15.41	\$16.86	\$28.87	\$16.86
NRC - Switch As Is - EEL - Add'l	UNCCC	\$13.33	\$15.48	\$11.27	\$15.48	\$11.10	\$13.33	\$15.48	\$28.35	\$15.48
NRC - Switch As Is - EEL - Disconnect - 1st	UNCCC	\$15.21	\$13.92	\$12.61	\$13.92	\$12.66	\$15.21	\$13.92	TBA	\$13.92
NRC - Switch As Is - EEL - Disconnect - Add'l	UNCCC	\$15.21	\$13.92	\$12.61	\$13.92	\$12.66	\$15.21	\$13.92	TBA	\$13.92
NRC - Switch As Is - EEL - Manual vs. Elect - 1st	SOMAC	\$56.43	\$51.31	\$45.46	\$51.31	\$42.70	\$55.41	\$51.31	\$56.54	\$51.31
NRC - Switch As Is - EEL - Manual vs. Elect - Add'l	SOMAC	\$19.15	\$17.56	\$15.72	\$17.56	\$14.77	\$19.16	\$17.56	\$19.02	\$17.56
INTERIM NRCs FOR NEW EEL SUBJECT TO TRUE-UP:			Orlando, Miami, Ft Laud FL			New Orleans LA		Greensboro Charlotte NC		Nashville TN
NRC - 4-wire Local Channel - VG - 1st	SOMAC	NA	\$77.33	\$387.38	NA	\$433.31	NA	\$562.23	NA	\$287.94
NRC - 4-wire Local Channel - VG - Add'l	SOMAC	NA	\$124.32	\$72.47	NA	\$88.07	NA	\$92.67	NA	\$54.18
NRC - DS1 - Facility Termination - 1st	SOMAC	NA	\$45.91	\$166.01	NA	\$186.69	NA	\$217.17	NA	\$195.68
NRC - DS1 - Facility Termination - Add'l	SOMAC	NA	\$44.18	\$130.69	NA	\$149.23	NA	\$163.75	NA	\$156.47
NRC - DS1 Channelization System - 1st	SOMAC	NA	\$235.06	\$240.96	NA	\$220.07	NA	\$301.74	NA	\$222.87
NRC - DS1 Channelization System - Add'l	SOMAC	NA	\$142.56	\$148.03	NA	\$135.20	NA	\$182.57	NA	\$135.80
NRC - DS1 Channelization System Interface VG - 1st	SOMAC	NA	\$13.39	\$13.45	NA	\$12.29	NA	\$15.76	NA	\$12.61
NRC - DS1 Channelization System Interface - Add'l	SOMAC	NA	\$9.59	\$9.63	NA	\$8.80	NA	\$11.28	NA	\$9.03
DS1 Loop/DS1 Interoffice Channel - Dedicated Transport EEL										
Zone 1	TBD	NA	NA	\$115.79	NA	\$149.72	\$125.39	NA	\$154.59	NA
Zone 2	TBD	NA	NA	\$123.90	NA	\$190.13	\$141.98	NA	\$184.88	NA
Zone 3	TBD	NA	NA	\$159.57	NA	\$290.97	\$170.98	NA	\$214.04	NA
Zone 4	TBD	NA	NA	NA	NA	NA	\$201.87	NA	NA	NA
DS1 Loop, per month, statewide	USLXX	\$64.65	\$80.00	NA	\$67.96	NA	NA	\$62.78	NA	TBD
DS1 Loop, per month, Zone 1 (Note 1)	TBD	NA	NA	\$52.40	NA	\$56.32	\$50.99	NA	\$59.61	NA
DS1 Loop, per month, Zone 2 (Note 1)	TBD	NA	NA	\$60.51	NA	\$96.73	\$67.58	NA	\$89.90	NA
DS1 Loop, per month, Zone 3 (Note 1)	TBD	NA	NA	\$96.18	NA	\$197.57	\$96.58	NA	\$119.06	NA
DS1 Loop, per month, Zone 4 (Note 1)	TBD	NA	NA	NA	NA	NA	\$127.47	NA	NA	NA
DS1 Interoffice Channel - Dedicated Transport EEL - Per Mile per month	1L5XX	\$0.69	\$0.60	\$0.31	\$0.45	\$0.78	\$0.66	\$0.5753	\$0.76	\$0.35
DS1 Interoffice Channel - Dedicated Transport EEL - Facility Termination per month	U1TF1	\$79.69	\$99.79	\$63.39	\$55.05	\$93.40	\$74.40	\$71.29	\$94.98	\$75.83
Per additional circuit in same DS3 - Zone 1	TBD	NA	NA	\$63.07	NA	NA	NA	NA	NA	NA
Per additional circuit in same DS3 - Zone 2	TBD	NA	NA	\$61.18	NA	NA	NA	NA	NA	NA
Per additional circuit in same DS3 - Zone 3	TBD	NA	NA	\$96.85	NA	NA	NA	NA	NA	NA
Per additional circuit in same DS3 - Zone 4	TBD	NA	NA	NA	NA	NA	NA	NA	NA	NA
NRC - Switch As Is - EEL - 1st	UNCCC	\$14.37	\$16.86	\$12.97	\$16.86	\$12.70	\$15.41	\$16.86	\$28.87	\$16.86
NRC - Switch As Is - EEL - Add'l	UNCCC	\$13.33	\$15.48	\$11.27	\$15.48	\$11.10	\$13.33	\$15.48	\$28.35	\$15.48
NRC - Switch As Is - EEL - Disconnect - 1st	UNCCC	\$15.21	\$13.92	\$12.61	\$13.92	\$12.66	\$15.21	\$13.92	TBA	\$13.92
NRC - Switch As Is - EEL - Disconnect - Add'l	UNCCC	\$15.21	\$13.92	\$12.61	\$13.92	\$12.66	\$15.21	\$13.92	TBA	\$13.92
NRC - Switch As Is - EEL - Manual vs. Elect - 1st	SOMAC	\$56.43	\$51.31	\$45.46	\$51.31	\$42.70	\$55.41	\$51.31	\$56.54	\$51.31
NRC - Switch As Is - EEL - Manual vs. Elect - Add'l	SOMAC	\$19.15	\$17.56	\$15.72	\$17.56	\$14.77	\$19.16	\$17.56	\$19.02	\$17.56

BELLSOUTH/Xspedius RATES
NETWORK ELEMENTS
AND OTHER SERVICES

DESCRIPTION	USOC	AL	FL	GA	KY	LA	MS	NC	SC	TN
			Orlando, Miami, Ft Laud FL			New Orleans LA		Greensboro Charlotte NC		NashvilleTN
INTERIM NRCs FOR NEW EEL SUBJECT TO TRUE-UP:										
NRC - DS1 Loop - 1st	SOMAC	NA	NA	\$448.92	NA	NA	NA	\$714.84	NA	NA
NRC - DS1 Loop - Add'l	SOMAC	NA	NA	\$276.60	NA	NA	NA	\$421.47	NA	NA
NRC - DS1 Interoffice Channel - Facility Termination - 1st	SOMAC	NA	\$45.91	\$166.01	NA	\$186.69	NA	\$217.17	NA	\$195.68
NRC - DS1 Interoffice Channel - Facility Termination - Add'l	SOMAC	NA	\$44.18	\$130.69	NA	\$149.23	NA	\$163.75	NA	\$156.47
DS1 Loop/DS3 Interoffice Channel - Dedicated Transport EEL										
Zone 1	TBD	NA	NA	\$973.58	NA	NA	NA	NA	NA	NA
Zone 2	TBD	NA	NA	\$981.69	NA	NA	NA	NA	NA	NA
Zone 3	TBD	NA	NA	\$1,017.36	NA	NA	NA	NA	NA	NA
Zone 4	TBD	NA	NA	NA	NA	NA	NA	NA	NA	NA
DS1 Loop, per month, statewide	USLXX	\$64.65	\$80.00	NA	\$67.96	\$72.86	\$69.59	\$62.78	\$72.55	TBD
DS1 Loop, per month, Zone 1 (Note 1)	TBD	NA	NA	\$52.40	NA	NA	NA	NA	NA	NA
DS1 Loop, per month, Zone 2 (Note 1)	TBD	NA	NA	\$60.51	NA	NA	NA	NA	NA	NA
DS1 Loop, per month, Zone 3 (Note 1)	TBD	NA	NA	\$96.18	NA	NA	NA	NA	NA	NA
DS1 Loop, per month, Zone 4 (Note 1)	TBD	NA	NA	NA	NA	NA	NA	NA	NA	NA
DS3 Interoffice Channel - Dedicated Transport EEL - Per Mile per month	1L5XX	\$11.93	\$10.25	\$6.46	\$12.06	\$16.15	\$13.48	\$12.98	\$19.14	\$6.88
DS3 Interoffice Channel - Dedicated Transport EEL - Facility Termination per month	U1TF3	736.6	994.83	\$717.60	\$1,112.02	\$1,131.09	\$686.84	\$720.38	\$904.49	\$840.61
DS3 Channelization System per system per month	MQ3	\$210.87	\$213.22	\$202.91	\$236.32	\$245.84	\$229.30	\$226.81	\$204.07	\$225.59
DS3 Channelization Interface -DS1 per month	1PQE1	\$4.53	\$6.31	\$0.67	\$8.52	\$7.55	\$5.58	\$4.61	\$9.69	\$3.91
NRC - Switch As Is - EEL- 1st	UNCCC	\$14.37	\$16.86	\$12.97	\$16.86	\$12.70	\$15.41	\$16.86	\$28.87	\$16.86
NRC - Switch As Is - EEL - Add'l	UNCCC	\$13.33	\$15.48	\$11.27	\$15.48	\$11.10	\$13.33	\$15.48	\$28.35	\$15.48
NRC - Switch As Is - EEL - Disconnect - 1st	UNCCC	\$15.21	\$13.92	\$12.61	\$13.92	\$12.66	\$15.21	\$13.92	TBA	\$13.92
NRC - Switch As Is - EEL - Disconnect - Add'l	UNCCC	\$15.21	\$13.92	\$12.61	\$13.92	\$12.66	\$15.21	\$13.92	TBA	\$13.92
NRC - Switch As Is - EEL - Manual vs. Elect - 1st	SOMAC	\$56.43	\$51.31	\$45.46	\$51.31	\$42.70	\$55.41	\$51.31	\$56.54	\$51.31
NRC - Switch As Is - EEL - Manual vs. Elect - Add'l	SOMAC	\$19.15	\$17.56	\$15.72	\$17.56	\$14.77	\$19.16	\$17.56	\$19.02	\$17.56
			Orlando, Miami, Ft Laud FL			New Orleans LA		Greensboro Charlotte NC		NashvilleTN
INTERIM NRCs FOR NEW EEL SUBJECT TO TRUE-UP:										
NRC - DS1 Loop - 1st	SOMAC	NA	NA	\$53.46	NA	NA	NA	\$714.84	NA	NA
NRC - DS1 Loop - Add'l	SOMAC	NA	NA	\$319.54	NA	NA	NA	\$421.47	NA	NA
NRC - DS3 - Interoffice Channel - Facility Termination - 1st	SOMAC	NA	\$879.42	\$959.44	NA	\$882.49	NA	\$794.94	NA	\$905.50
NRC - DS3 - Interoffice Channel - Facility Termination - Add'l	SOMAC	NA	\$542.41	\$623.26	NA	\$573.28	NA	\$579.55	NA	\$565.26
NRC - DS3 Channelization System - 1st	SOMAC	NA	\$408.24	\$453.17	NA	\$413.85	NA	\$428.07	NA	\$423.18
NRC - DS3 Channelization System - Add'l	SOMAC	NA	\$301.27	\$320.09	NA	\$292.33	NA	\$298.37	NA	\$298.48
NRC - DS3 Channelization System DS1 Interface - 1st	SOMAC	NA	\$13.39	\$13.45	NA	\$12.29	NA	\$15.76	NA	\$12.61
NRC - DS3 Channelization System DS1 Interface - Add'l	SOMAC	NA	\$9.59	\$9.63	NA	\$8.80	NA	\$11.28	NA	\$9.03
DS-1 Local Channel/ DS-3 Interoffice Channel - Dedicated Transport EEL										
DS1 Local Channel per month	TMECS	\$35.52	\$44.35	\$38.57	\$43.80	\$43.80	\$38.91	\$35.68	\$37.20	\$40.27
DS3 Interoffice Channel - Dedicated Transport EEL - Per Mile per month	1L5XX	\$11.93	\$10.25	\$6.46	\$12.06	\$16.15	\$13.48	\$12.98	\$19.14	\$6.88
DS3 Interoffice Channel - Dedicated Transport EEL - Facility Termination per month	U1TF3	\$736.60	\$994.83	\$717.60	\$1,112.02	\$1,131.09	\$686.84	\$720.38	\$904.49	\$840.61
DS3 Channelization System per system per month	MQ3	\$210.87	\$213.22	\$202.91	\$236.32	\$245.84	\$229.30	\$226.81	\$204.07	\$225.59
DS3 Channelization Interface -DS1 per month	1PQE1	\$4.53	\$6.31	\$0.67	\$1.40	\$1.62	\$1.45	\$1.64	\$1.93	\$1.25
NRC - Switch As Is - EEL- 1st	UNCCC	\$14.37	\$16.86	\$12.97	\$16.86	\$12.70	\$15.41	\$16.86	\$28.87	\$16.86
NRC - Switch As Is - EEL - Add'l	UNCCC	\$13.33	\$15.48	\$11.27	\$15.48	\$11.10	\$13.33	\$15.48	\$28.35	\$15.48
NRC - Switch As Is - EEL - Disconnect - 1st	UNCCC	\$15.21	\$13.92	\$12.61	\$13.92	\$12.66	\$15.21	\$13.92	TBA	\$13.92
NRC - Switch As Is - EEL - Disconnect - Add'l	UNCCC	\$15.21	\$13.92	\$12.61	\$13.92	\$12.66	\$15.21	\$13.92	TBA	\$13.92
NRC - Switch As Is - EEL - Manual vs. Elect - 1st	SOMAC	\$56.43	\$51.31	\$45.46	\$51.31	\$42.70	\$55.41	\$51.31	\$56.54	\$51.31
NRC - Switch As Is - EEL - Manual vs. Elect - Add'l	SOMAC	\$19.15	\$17.56	\$15.72	\$17.56	\$14.77	\$19.16	\$17.56	\$19.02	\$17.56

BELLSOUTH/Xspedius RATES
NETWORK ELEMENTS
AND OTHER SERVICES

DESCRIPTION	USOC	AL	FL	GA	KY	LA	MS	NC	SC	TN
INTERIM NRCs FOR NEW EEL SUBJECT TO TRUE-UP:			Orlando, Miami, Ft Laud FL			New Orleans LA		Greensboro Charlotte NC		Nashville TN
NRC -DS1 Local Channel - 1st	SOMAC	NA	\$246.50	\$400.37	NA	\$434.53	NA	\$534.48	NA	\$377.96
NRC -DS1 Local Channel - Add'l	SOMAC	NA	\$230.49	\$312.89	NA	\$341.09	NA	\$462.69	NA	\$277.31
NRC- DS3 Interoffice Channel - Facility Termination - 1st	SOMAC	NA	\$884.71	977.44	NA	982.64	NA	\$794.94	NA	980.45
NRC- DS3 Interoffice Channel - Facility Termination - Add'l	SOMAC	NA	\$552.81	641.1	NA	644.52	NA	\$579.55	NA	643.07
NRC - DS3 Channelization System - 1st	SOMAC	NA	\$344.18	\$386.41	NA	\$352.89	NA	\$476.24	NA	\$362.09
NRC - DS3 Channelization System - Add'l	SOMAC	NA	\$248.67	\$264.84	NA	\$241.87	NA	\$321.89	NA	\$248.17
NRC - DS3 Channelization System DS1 Interface - 1st	SOMAC	NA	\$13.39	\$13.45	NA	\$12.29	NA	\$15.76	NA	\$12.61
NRC - DS3 Channelization System DS1 Interface - Add'l	SOMAC	NA	\$9.59	\$9.63	NA	\$8.80	NA	\$11.28	NA	\$9.03
Notes:										
1										
Where the state Commission has adopted rates for the rate elements contained herein, it is the intent of the Parties to reflect such rates in this Exhibit and to apply the same consistent with applicable FCC and Commission rules and orders.										

BELLSOUTH/Xspedius RATES
NETWORK ELEMENTS
AND OTHER SERVICES

DESCRIPTION	USOC	AL	FL	GA	KY	LA	MS	NC	SC	TN
Operational Support Systems										
Recovery of incremental OSS costs, per CLP, per month	TBD	NA	NA	NA	NA	NA	NA	\$305.00	NA	NA
RC - OSS OLEC Daily Usage File: Recording, Per Message	TBD	\$0.0002	\$0.008	\$0.0001275	\$0.0008611	\$0.00019	\$0.0001179	\$0.0003	\$0.0002862	\$0.008
RC - OSS OLEC Daily Usage File: Message Processing, Per Message	TBD	\$0.0033	\$0.004	\$0.0062548	\$0.0032357	\$0.0024	\$0.0032089	\$0.0032	\$0.0032344	\$0.004
RC - OSS OLEC Daily Usage File: Message Distribution, Per Magnetic Tape	TBD	\$55.19	\$54.95	\$28.25	\$55.68	\$47.3000	\$54.62	\$54.61	\$54.72	\$54.95
RC - OSS OLEC Daily Usage File: Data Transmission (CONNECT:DIRECT), Per	TBD	\$0.00004	\$0.001	\$0.0000434	\$0.0000365	\$0.0000300	\$0.0000354	\$0.00004	\$0.0000357	\$0.001
Access Daily Usage File (ADUF)										
RC - ADUF, Message Processing, per message	TBD	\$0.004	\$0.004	\$0.0136327	\$0.004	\$0.004	\$0.004	\$0.004	\$0.004	\$0.004
RC - ADUF, Message Distribution, per Magnetic Tape provisioned	TBD	\$54.95	\$54.95	\$28.85	\$54.95	\$54.95	\$54.95	\$54.95	\$54.95	\$54.95
RC - ADUF, Data Transmission (CONNECT:DIRECT), per message	TBD	\$0.001	\$0.001	\$0.0000434	\$0.001	\$0.001	\$0.001	\$0.001	\$0.001	\$0.001
Enhanced Optional Daily Usage File (EODUF)										
Enhanced Optional Daily Usage File: Message Processing, Per Message	TBD	\$0.004	\$0.004	\$0.0034555	\$0.004	\$0.004	\$0.004	\$0.004	\$0.004	\$0.004
Enhanced Optional Daily Usage File: Message Processing, per magnetic tape	TBD	\$47.30	\$47.30	\$47.30	\$47.30	\$47.30	\$47.30	\$47.30	\$47.30	\$47.30
Enhanced Optional Daily Usage File: Data Transmission (CONNECT:DIRECT), per	TBD	\$0.0000364	\$0.0000364	NA	\$0.0000364	\$0.0000364	\$0.0000364	\$0.0000364	\$0.0000364	\$0.0000364
SWA 8XX Toll Free Dialing Ten Digit Screening Service (Note 1)										
8XX Access Ten Digit Screening (all types), per call (Note 2)	N/A	\$0.0005	NA	\$0.0004868	NA	\$0.0005305	\$0.0005321	\$0.00050	\$0.0005227	NA
8XX Access Ten Digit Screening Svc. W/8XX No. Delivery										
per query	N/A	NA	NA	NA	\$0.0010	NA	NA	\$0.00365	NA	\$0.004
for 8XX Numbers, with Optional Complex Features, per query	N/A	NA	NA	NA	\$0.0011	NA	NA	\$0.00431	NA	\$0.004
8XX Access Ten Digit Screening Svc. W/POTS No. Delivery										
per query	N/A	NA	NA	NA	\$0.0010	NA	NA	\$0.00383	NA	\$0.004
with Optional Complex Features, per query	N/A	NA	NA	NA	\$0.0011	NA	NA	\$0.00431	NA	\$0.004
8XX Access Ten Digit Screening Svc. W/800 No. Delivery										
per message	N/A	NA	NA	NA	NA	NA	NA	NA	NA	NA
for 8XX Numbers, w/Optional Complex Features, per message	N/A	NA	NA	NA	NA	NA	NA	NA	NA	NA
8XX Access Ten Digit Screening Svc. W/POTS No. Delivery										
per message	N/A	NA	NA	NA	NA	NA	NA	NA	NA	NA
with Optional Complex Features, per message	N/A	NA	NA	NA	NA	NA	NA	NA	NA	NA
Reservation Charge per 8XX number reserved										
NRC - 1st	N8R1X	\$7.13	NA	\$6.57	\$10.05	\$6.29	\$8.46	\$7.05	\$6.38	\$30.00
NRC - Add'l	N8R1X	\$0.97	NA	\$0.76	\$1.19	\$0.73	\$0.96	\$0.96	\$0.9583	\$0.50
NRC - Incremental Charge - Manual Service Order - 1st	SOMAN	\$27.37	NA	\$18.94	NA	\$18.14	\$25.52	\$26.94	\$27.84	NA
NRC - Incremental Charge - Manual Service Order - Add'l	SOMAN	NA	NA	NA	NA	NA	NA	NA	NA	NA
Per 8XX # Established w/o POTS (w/8XX No.) Translations										
NRC - 1st	N/A	\$15.88	NA	\$12.81	\$30.59	\$12.27	\$17.04	\$23.82	\$22.63	\$67.50
NRC - Add'l	N/A	\$1.97	NA	\$1.45	\$3.22	\$1.39	\$1.93	\$2.73	\$2.73	\$1.50
NRC - Disconnect Charge - 1st	N/A	\$10.04	NA	NA	NA	\$8.30	\$11.32	NA	\$42.95	NA
NRC - Disconnect Charge - Add'l	N/A	\$0.97	NA	NA	NA	\$0.73	\$0.96	NA	NA	NA
NRC - Incremental Charge - Manual Service Order - 1st	SOMAN	\$27.37	NA	\$18.94	NA	\$18.14	\$25.52	\$41.35	NA	NA
NRC - Incremental Charge - Manual Service Order - Add'l	SOMAN	NA	NA	NA	NA	NA	NA	NA	NA	NA
NRC - Incremental Charge - Manual Service Order - Disconnect	SOMAN	\$17.75	NA	NA	NA	\$11.40	\$16.05	NA	NA	NA
Per 8XX # Established with POTS Translations										
NRC - 1st	N8FTX	\$15.88	NA	\$12.81	\$30.59	\$12.27	\$17.04	\$23.82	\$22.63	\$67.50
NRC - Add'l	N8FTX	\$1.97	NA	\$1.45	\$3.22	\$1.39	\$1.93	\$2.73	\$2.73	\$1.50
NRC - Disconnect Charge - 1st	N8FTX	\$10.04	NA	NA	NA	\$8.30	\$11.32	NA	\$42.95	NA
NRC - Disconnect Charge - Add'l	N8FTX	\$0.97	NA	NA	NA	\$0.73	\$0.96	NA	NA	NA
NRC - Incremental Charge - Manual Service Order - 1st	SOMAN	\$27.37	NA	\$18.94	NA	\$18.14	\$25.52	\$41.35	NA	NA
NRC - Incremental Charge - Manual Service Order - Add'l	SOMAN	NA	NA	NA	NA	NA	NA	NA	NA	NA
NRC - Incremental Charge - Manual Service Order - Disconnect	SOMAN	\$17.75	NA	NA	NA	\$11.40	\$16.05	NA	NA	NA
Customized Area of Service per 8XX Number										
NRC - 1st	N8FCX	\$5.69	NA	\$4.46	\$6.97	\$4.27	\$5.63	\$5.63	\$5.64	\$3.00
NRC - Add'l	N8FCX	\$2.85	NA	\$2.23	\$3.49	\$2.14	\$2.81	\$2.82	\$2.82	\$1.50

Version 1000.0.0.00
7/7/00 Filefolder

OSS-8XX-DATABASES

BELLSOUTH/Xspedius RATES
NETWORK ELEMENTS
AND OTHER SERVICES

DESCRIPTION	USOC	AL	FL	GA	KY	LA	MS	NC	SC	TN
NRC - Incremental Charge - Manual Service Order - 1st	SOMAN	NA	NA	NA	NA	NA	NA	NA	NA	NA
NRC - Incremental Charge - Manual Service Order - Add'l	SOMAN	NA	NA	NA	NA	NA	NA	NA	NA	NA
Multiple Inter LATA Carrier Routing per Carrier Requested per 8XX #										
NRC - 1st	N8FMX	\$6.66	NA	\$5.22	\$8.16	\$5.00	\$6.59	\$6.59	\$6.60	\$3.50
NRC - Add'l	N8FMX	\$3.81	NA	\$2.99	\$4.67	\$2.86	\$3.77	\$3.77	\$3.78	\$2.00
NRC - Incremental Charge - Manual Service Order - 1st	SOMAN	NA	NA	NA	NA	NA	NA	NA	NA	NA
NRC - Incremental Charge - Manual Service Order - Add'l	SOMAN	NA	NA	NA	NA	NA	NA	NA	NA	NA
Change Charge per request										
NRC - 1st	N8FAX	\$8.10	NA	\$7.33	\$11.24	\$7.01	\$9.42	\$8.01	\$7.34	\$48.50
NRC - Add'l	N8FAX	\$0.97	NA	\$0.76	\$1.19	\$0.73	\$0.96	\$0.96	\$0.9583	\$0.50
NRC - Incremental Charge - Manual Service Order - 1st	SOMAN	\$27.37	NA	\$18.94	NA	\$18.14	\$25.52	\$26.94	\$27.84	NA
NRC - Incremental Charge - Manual Service Order - Add'l	SOMAN	NA	NA	NA	NA	NA	NA	NA	NA	NA
Call Handling and Destination Features										
NRC - 1st	N8FDX	\$5.69	NA	\$4.72	\$6.97	\$4.27	\$5.63	\$5.63	\$5.64	\$3.00
NRC - Add'l	N8FDX	NA	NA	\$4.46	\$6.97	\$4.27	\$5.63	NA	\$5.64	\$3.00
LINE INFORMATION DATABASE ACCESS (LIDB)										
LIDB Common Transport per query	QQT	\$0.00004	\$0.0003	\$0.0000338	\$0.00006	\$0.0000418	\$0.0000446	\$0.0003	\$0.0000442	\$0.0003
LIDB Validation per query	OQU	\$0.041003	\$0.041003	\$0.0105974	\$0.00938	\$0.0103774	\$0.0142132	\$0.013400	\$0.0141003	\$0.041003
LIDB Originating Point Code Establishment or Change - NRC	N/A	\$64.36	NA	\$50.30	\$107.60	\$48.17	\$63.63	\$91.00	\$61.62	NA
NRC - Incremental Charge - Electronic Service Order	TBD	NA	NA	NA	NA	NA	NA	\$62.26	NA	NA
NRC - Incremental Charge - Manual Service Order - 1st	SOMAN	\$25.93	NA	\$18.94	NA	\$18.14	\$25.52	\$26.94	\$27.84	\$91.00
NRC - Incremental Charge - Manual Service Order - Add'l	SOMAN	NA	NA	NA	NA	NA	NA	NA	\$27.84	NA
CCS7 SIGNALING TRANSPORT SERVICE										
CCS7 Signaling Connection, per link (A link) per month										
NRC		\$18.79	\$5.00	\$17.05	\$16.31	\$19.48	\$21.58	\$155.00	\$21.79	\$155.00
NRC - Disconnect		\$171.98	\$400.00	\$131.96	\$354.95	\$126.34	\$169.72	\$510.00	\$277.07	\$510.00
NRC - Incremental Charge - Manual Service Order	SOMAN	\$135.70	NA	NA	NA	\$101.10	\$134.08	NA	\$42.95	NA
NRC - Incremental Charge - Manual Service Order - Disconnect	SOMAN	\$25.93	NA	\$18.94	NA	\$18.14	\$25.52	NA	NA	NA
CCS7 Signaling Connection, per link (B link) (also known as D link) per month		\$16.31	NA	NA	NA	\$11.40	\$16.05	NA	NA	NA
NRC		\$18.79	\$5.00	\$17.05	\$16.31	\$19.48	\$21.58	\$155.00	\$21.79	Not available
NRC - Disconnect		\$171.98	\$400.00	\$131.96	\$354.95	\$126.34	\$169.72	\$510.00	\$277.07	\$510.00
NRC - Incremental Charge - Manual Service Order	SOMAN	\$135.70	NA	NA	NA	\$101.10	\$134.08	NA	\$42.95	NA
NRC - Incremental Charge - Manual Service Order - Disconnect	SOMAN	\$25.93	NA	\$18.94	NA	\$18.14	\$25.52	NA	NA	NA
CCS7 Signaling Termination, per STP port per month		\$16.31	NA	NA	NA	\$11.40	\$16.05	NA	NA	NA
CCS7 Signaling Usage, per ISUP message		\$148.72	\$113.00	\$133.99	\$174.08	\$161.99	\$161.12	\$132.88	\$156.33	\$355.00
(applicable when measurement and billing capability exists.)		\$0.00004	\$0.00001	\$0.0000354	\$0.000037893	\$0.0000430	\$0.0000456	\$0.00004	\$0.0000452	\$0.000023
CCS7 Signaling Usage, per TCAP message		\$0.0001	\$0.00004	\$0.0000870	\$0.000102042	\$0.0001052	\$0.0001115	\$0.00009	\$0.0001108	\$0.00005
(applicable when measurement and billing capability exists.)		\$376.12	\$64.00	\$340.67	\$329.98	\$406.71	\$406.53	\$338.98	\$396.55	\$395.00
CCS7 Signaling Usage Surrogate, per link per LATA per mo (9)		\$62.00	\$62.00	\$62.00	\$62.00	\$62.00	\$62.00	\$62.00	\$62.00	\$62.00
CCS7 Signaling Point Code, Establishment or Change, per STP affected		\$62.00	\$62.00	\$62.00	\$62.00	\$62.00	\$62.00	\$62.00	\$62.00	\$62.00
OPERATOR CALL PROCESSING										
Operator Provided Call Handling per min - Using BST LIDB	N/A	\$1.21	\$1.00	\$0.9680296	\$1.6016	\$0.91	\$1.19	\$1.20	\$1.21	NA
Call Completion Access Termination Charge per call attempt	N/A	\$0.08	NA	NA	NA	NA	NA	NA	\$0.08	NA
Operator Provided Call Handling per min - Using Foreign LIDB	N/A	\$1.25	\$1.00	\$1.02	\$1.6249	\$0.96	\$1.24	\$1.24	\$1.25	NA
Call Completion Access Termination Charge per call attempt	N/A	\$0.08	NA	NA	NA	NA	NA	NA	\$0.08	NA
Operator Provided Call Handling, per call	N/A	NA	NA	NA	NA	NA	NA	NA	NA	\$0.30
Fully Automated Call Handling per call - Using BST LIDB	N/A	\$0.11	\$0.10	\$0.0776409	\$0.0856	\$0.10	\$0.1072884	\$0.11	\$0.1115808	\$0.15
Fully Automated Call Handling per call - Using Foreign LIDB	N/A	\$0.13	\$0.10	\$0.0976984	\$0.1071	\$0.12	\$0.1253666	\$0.12	\$0.1293459	\$0.15
Professional recording of name (OCP alone)	USOD1	\$7,000.00	\$7,000.00	\$7,000.00	\$7,000.00	\$7,000.00	\$7,000.00	\$7,000.00	\$7,000.00	\$7,000.00
Professional recording of name (DA and OCP alone)	USOD1	\$7,000.00	\$7,000.00	\$7,000.00	\$7,000.00	\$7,000.00	\$7,000.00	\$7,000.00	\$7,000.00	\$7,000.00

Version 1000.6/5/00
7/7/00 Filefolder

BELLSOUTH/Xspedius RATES
NETWORK ELEMENTS
AND OTHER SERVICES

DESCRIPTION	USOC	AL	FL	GA	KY	LA	MS	NC	SC	TN
DRAM or front-end loading, per TOPS switch	USOD2	\$250.00	\$250.00	\$250.00	\$250.00	\$250.00	\$250.00	\$250.00	\$250.00	\$250.00
AABS or back-end loading, per IVS	USOD2	\$225.00	\$225.00	\$225.00	\$225.00	\$225.00	\$225.00	\$225.00	\$225.00	\$225.00
EBAS or 0- automation loading, per NAV shelf	USOD2	\$270.00	\$270.00	\$270.00	\$270.00	\$270.00	\$270.00	\$270.00	\$270.00	\$270.00
Recording Charge per Branded Announcement – Disconnect – Initial	N/A	\$9.61	NA	NA	NA	NA	NA	NA	NA	NA
Recording Charge per Branded Announcement – Disconnect – Subsequent	N/A	\$9.61	NA	NA	NA	NA	NA	NA	NA	NA
INWARD OPERATOR SERVICES										
Verification, per minute	N/A	\$1.16	NA	\$0.921083	NA	\$0.86	\$1.14	\$1.15	\$1.15	NA
Verification and Emergency Interrupt, per minute	N/A	\$1.16	NA	\$0.921083	NA	\$0.86	\$1.14	\$1.15	\$1.15	NA
Verification, per call	VIL	NA	\$0.80	NA	\$1.00	NA	NA	\$0.54	NA	\$0.90
Verification and Emergency Interrupt, per call	N/A	NA	\$1.00	NA	\$1.111	NA	NA	\$0.65	NA	\$1.95
DIRECTORY ASSISTANCE SERVICES										
Directory Assist Call Completion Access Svc (DACC), per call attempt	N/A	\$0.10	\$0.10	\$0.10	\$0.10	\$0.10	\$0.10	\$0.062	\$0.10	\$0.10
Call Completion Access Term charge per completed call	N/A	NA	NA	NA	NA	NA	NA	NA	\$0.08	NA
Number Services Intercept per query	N/A	\$0.0235	\$0.01	\$0.0097497	\$0.0086	\$0.02	\$0.0188268	\$0.0110	\$0.0124036	\$0.15
Number Services Intercept per Intercept Query Update	N/A	NA	NA	NA	\$0.0055	NA	NA	NA	NA	NA
Directory Assistance Access Service Calls, per call		\$0.275	\$0.275	\$0.275	\$0.275	\$0.275	\$0.275	\$0.260000	\$0.275	\$0.275
Professional recording of name (DA alone)		\$3,000.00	\$3,000.00	\$3,000.00	\$3,000.00	\$3,000.00	\$3,000.00	\$3,000.00	\$3,000.00	\$3,000.00
Professional recording of name (DA and OCP alone)		\$7,000.00	\$7,000.00	\$7,000.00	\$7,000.00	\$7,000.00	\$7,000.00	\$7,000.00	\$7,000.00	\$7,000.00
DRAM or front-end loading, per TOPS switch		\$250.00	\$250.00	\$250.00	\$250.00	\$250.00	\$250.00	\$250.00	\$250.00	\$250.00
AABS or back-end loading, per IVS		\$225.00	\$225.00	\$225.00	\$225.00	\$225.00	\$225.00	\$225.00	\$225.00	\$225.00
EBAS or 0- automation loading, per NAV shelf		\$270.00	\$270.00	\$270.00	\$270.00	\$270.00	\$270.00	\$270.00	\$270.00	\$270.00
Recording Charge per Branded Announcement – Disconnect – Initial	N/A	\$9.61	NA	NA	NA	NA	NA	NA	NA	NA
Recording Charge per Branded Announcement – Disconnect – Subsequent	N/A	\$9.61	NA	NA	NA	NA	NA	NA	NA	NA
Directory Transport										
Directory Transport - Local Channel DS1, per month	N/A	\$35.52	\$43.64	\$38.36	\$36.32	\$43.83	\$38.91	\$35.68	\$37.20	\$133.81
NRC - 1st	N/A	\$503.57	\$242.45	\$356.15	\$637.46	\$339.69	\$494.83	\$534.48	\$534.81	\$868.97
NRC - Add'l	N/A	\$442.84	\$226.44	\$312.89	\$546.94	\$298.29	\$435.28	\$462.69	\$462.81	\$486.83
NRC - Disconnect Charge - 1st	N/A	\$46.28	NA	NA	NA	\$33.02	\$46.85	NA	NA	NA
NRC - Disconnect Charge - Add'l	N/A	\$32.18	NA	NA	NA	\$23.32	\$33.02	NA	NA	NA
NRC - Incremental Charge-Manual Svc Order - NRC - 1st	SOMAN	\$61.99	NA	\$44.22	NA	\$42.34	\$59.58	\$86.15	\$87.99	NA
NRC - Incremental Charge-Manual Svc Order - NRC - add'l	TBD	NA	NA	NA	NA	NA	NA	\$1.77	NA	NA
NRC - Incremental Charge-Manual Svc Order - NRC - Disconnect	SOMAN	\$29.27	NA	NA	NA	\$19.48	\$27.41	NA	\$3.11	NA
Directory Transport - Dedicated DS1 Level Interoffice per mile per mo	N/A	\$0.6923	\$0.6013	\$0.4523	\$0.45	\$0.78	\$0.6598	\$0.5753	\$0.7598	\$23.00
Directory Transport - Dedicated DS1 Level Interoffice per facility termination per mo	N/A	\$79.69	\$99.79	\$78.47	\$55.05	\$93.40	\$74.40	\$71.29	\$94.98	\$90.00
NRC - 1st	N/A	\$198.15	\$45.91	\$147.07	\$298.18	\$140.49	\$196.28	\$217.17	\$216.27	\$100.49
NRC - Add'l	N/A	\$148.18	\$44.18	\$111.75	\$231.18	\$106.69	\$147.31	\$163.75	\$162.70	\$100.49
NRC - Disconnect Charge - 1st	N/A	\$25.44	NA	NA	NA	\$20.00	\$26.56	NA	NA	NA
NRC - Disconnect Charge - Add'l	N/A	\$20.42	NA	NA	NA	\$16.34	\$21.61	NA	NA	NA
NRC - Incremental Charge - Manual Service Order - 1st	SOMAN	\$27.37	NA	\$18.94	NA	\$18.14	\$25.52	\$38.07	\$39.63	NA
NRC - Incremental Charge - Manual Service Order - Add'l	SOMAN	\$27.37	NA	NA	NA	\$18.14	\$25.52	\$38.07	\$39.63	NA
NRC - Incremental Charge - Manual Service Order - Disconnect - 1st	SOMAN	\$12.97	NA	NA	NA	\$8.06	\$11.34	NA	NA	NA
NRC - Incremental Charge - Manual Service Order - Disconnect - Add'l	SOMAN	\$12.97	NA	NA	NA	\$8.06	\$11.34	NA	NA	NA
Switched Common Transport per DA Access Service per call	N/A	\$0.0003	\$0.0003	\$0.0002906	\$0.000175	\$0.0003274	\$0.0002997	\$0.00020	\$0.000327	NA
Switched Common Transport per DA Access Service per call per mile	N/A	\$0.00003	\$0.00001	\$0.0000186	\$0.000004	\$0.0000175	\$0.0000202	\$0.00003	\$0.0000303	NA
Access Tandem Switching per DA Access Service per call	N/A	\$0.0023	\$0.00055	\$0.0019152	\$0.000783	\$0.0025257	\$0.0023713	\$0.0021	\$0.0024809	NA
DA Interconnection, per DA Access Service Call	N/A	\$0.00269	NA	\$0.00269	NA	NA	NA	\$0.00	\$0.000269	NA
Directory Transport-Installation NRC, per trunk or signaling connection										
NRC - 1st	N/A	\$260.69	\$206.06	\$204.23	\$501.98	\$195.54	\$257.73	NA	\$407.81	NA
NRC - Add'l	N/A	\$5.95	\$4.71	\$4.42	\$13.32	\$4.23	\$5.85	NA	\$11.00	NA
NRC - Disconnect Charge - 1st	N/A	\$173.46	NA	NA	NA	NA	NA	NA	NA	NA
NRC - Disconnect Charge - Add'l	N/A	\$5.95	NA	NA	NA	NA	NA	NA	NA	NA

BELLSOUTH/Xspedius RATES
NETWORK ELEMENTS
AND OTHER SERVICES

DESCRIPTION	USOC	AL	FL	GA	KY	LA	MS	NC	SC	TN
NRC - Incremental Charge - Manual Service Order - 1st	SOMAN	NA	NA	\$44.22	NA	\$130.05	\$171.49	NA	NA	NA
NRC - Incremental Charge - Manual Service Order - Add'l	SOMAN	NA	NA	NA	NA	\$4.23	\$5.85	NA	NA	NA
NRC - Manual Service Order - 1st	TBD	NA	NA	NA	NA	NA	NA	\$407.53	NA	NA
NRC - Manual Service Order - Add'l	TBD	NA	NA	NA	NA	NA	NA	\$10.98	NA	NA
Directory Assistance Database Service (DADS)										
Directory Assistance Database Service charge per listing	N/A	\$0.0446	\$0.001	\$0.0445	\$0.0193	\$0.0443	\$0.0447	\$0.04460	\$0.0444	NA
Directory Assistance Database Service, per month	DBSOF	\$128.55	\$100.00	\$95.50	\$120.76	\$90.54	\$126.17	\$126.26	\$127.23	NA
Direct Access to Directory Assistance Service (DADAS)										
Direct Access to Directory Assistance Service, per month	DBSDS	\$7,055.00	\$5,000.00	\$5,254.00	\$7,235.01	\$4,982.00	\$6,926.00	\$6,930.00	\$6,983.00	NA
Direct Access to Directory Assistance Service, per query	DBSDA	\$0.0472685	\$0.01	\$0.0469016	\$0.0052	\$0.0460	\$0.0461336	\$0.0456	\$0.0468212	NA
Direct Access to Directory Assistance Service, svc estab charge	DBSDE									
NRC	DBSDE	\$1,118.00	\$820.00	\$788.24	\$1,186.94	\$786.82	\$1,097.00	\$1,164.00	\$1,173.00	NA
NRC - Disconnect	DBSDE	\$81.83	NA	NA	NA	NA	NA	NA	NA	NA
NRC - Incremental Charge Manual Service Order - 1st	SOMAN	NA	NA	NA	NA	\$57.23	\$80.52	NA	NA	NA
AIN (Note 4)										
AIN, per message	CAM	NA	\$0.00004	NA	NA	NA	NA	NA	NA	NA
AIN - BellSouth AIN SMS Access Service										
Service Establishment Charge, per state, initial set-up	CAM								NA	NA
NRC	CAMSE	\$197.49	NA	\$90.25	NA	\$153.31	\$174.03	\$294.77	\$296.16	NA
NRC - Disconnect	CAMSE	\$114.22	NA	NA	NA	\$78.06	\$135.96	NA	NA	NA
Port Connection - Dial/Shared Access										
NRC	CAMDP	\$64.05	NA	\$29.66	NA	\$50.07	\$53.47	\$86.94	\$87.29	NA
NRC - Disconnect	CAMDP	\$27.04	NA	NA	NA	\$18.61	\$37.70	NA	NA	NA
Port Connection - ISDN Access										
NRC	CAM1P	\$64.05	NA	\$29.66	NA	\$50.07	\$53.47	\$86.94	\$87.29	NA
NRC - Disconnect	CAM1P	\$27.04	NA	NA	NA	\$18.61	\$37.70	NA	NA	NA
User ID Codes - per User ID Code										
NRC	CAMAU	\$141.84	NA	\$84.43	NA	\$104.95	\$129.83	\$200.83	\$202.08	NA
NRC - Disconnect	CAMAU	\$70.05	NA	NA	NA	\$48.95	\$79.91	NA	NA	NA
Security Card per User ID Code, initial or replacement										
NRC	CAMRC	\$142.13	NA	\$35.44	NA	\$125.33	\$131.54	\$172.05	\$172.26	NA
NRC - Disconnect	CAMRC	\$35.26	NA	NA	NA	\$24.40	\$45.77	NA	NA	NA
Storage, per unit (100Kb)	N/A	\$0.0026	NA	\$0.0023	NA	\$0.0029	\$0.0029	\$0.0023	\$0.0028	NA
Session per minute	N/A	\$0.0892	NA	\$0.0795604	NA	\$0.10	\$0.0975650	\$0.0791	\$0.0942966	NA
C0, Performed Session, per minute					NA	\$1.97	\$2.09	\$2.08	\$2.07	NA
AIN - BellSouth AIN Toolkit Service										
AIN, Service Creation Tools										
Service Establishment Charge, per state, initial set-up	CAMBP	NA	TBD	NA	NA	NA	NA	NA	NA	NA
NRC	BAPSC	\$192.69	NA	\$86.74	NA	\$153.25	\$169.31	\$290.05	\$291.41	NA
NRC - Disconnect	BAPSC	\$114.22	NA	NA	NA	\$78.05	\$135.96	NA	NA	NA
Training Session, per customer										
NRC	BAPVX	\$8,363.00	NA	\$8,348.00	NA	\$8,315.00	\$8,379.00	\$8,363.00	\$8,333.00	NA
NRC - Disconnect	BAPVX	NA	NA	NA	NA	NA	NA	NA	NA	NA
Trigger Access Charge, per trigger, per DN, Term. Attempt										
NRC	BAPTT	\$49.64	NA	\$19.13	NA	\$41.08	\$39.30	\$72.76	\$73.02	NA
NRC - Disconnect	BAPTT	\$27.04	NA	NA	NA	\$18.60	\$37.70	NA	NA	NA
Trigger Access Charge, per trigger per DN, Off-Hook Delay										
NRC	BAPTD	\$49.64	NA	\$114.80	NA	\$41.08	\$39.30	\$72.76	\$73.02	NA
NRC - Disconnect	BAPTD	\$27.04	NA	NA	NA	\$18.60	\$37.70	NA	NA	NA
Trigger Access Charge, per trigger, per DN, Off-Hook Immediate										

Version: 11/10/00
7/7/00 Filefolder

OSS-8XX-DATABASES

BELLSOUTH/Xspedius RATES
NETWORK ELEMENTS
AND OTHER SERVICES

DESCRIPTION	USOC	AL	FL	GA	KY	LA	MS	NC	SC	TN
NRC	BAPTM	\$49.64	NA	\$19.13	NA	\$41.08	\$39.30	\$72.76	\$73.02	NA
NRC - Disconnect	BAPTM	\$27.04	NA	NA	NA	\$18.60	\$37.70	NA	NA	NA
Trigger Access Charge, per trigger, per DN, 10-Digit PODP										
NRC	BAPTO	\$117.98	NA	\$70.06	NA	\$92.99	\$106.90	\$149.95	\$150.25	NA
NRC - Disconnect	BAPTO	\$37.90	NA	NA	NA	\$26.73	\$48.44	NA	NA	NA
Trigger Access Charge, per trigger, per DN, CDP										
NRC	BAPTC	\$117.98	NA	\$70.06	NA	\$92.99	\$106.90	\$149.95	\$150.25	NA
NRC - Disconnect	BAPTC	\$37.90	NA	NA	NA	\$26.73	\$48.44	NA	NA	NA
Trigger Access Charge, per trigger, per DN, Feature Code										
NRC	BAPTF	\$117.98	NA	\$70.06	NA	\$92.99	\$106.90	\$149.95	\$150.25	NA
NRC - Disconnect	BAPTF	\$37.90	NA	NA	NA	\$26.73	\$48.44	NA	NA	NA
Query Charge, per query		\$0.024	NA	\$0.0209223	NA	\$0.03	\$0.0256138	\$0.02	\$0.0250662	NA
Type 1 Node Charge, per AIN Toolkit Subscription, per node, per query		\$0.006	NA	\$0.0053137	NA	\$0.0065	\$0.0065161	\$0.005	\$0.0062979	NA
SCP Storage Charge, per SMS Access Acct, per 100 Kb	N/A	\$1.63	NA	\$1.46	NA	\$1.79	\$1.79	\$1.45	\$1.73	NA
Monthly Report - per AIN Toolkit Service Subscription	BAPMS	\$16.00	NA	\$15.96	NA	\$15.89	\$16.01	\$15.98	\$15.93	NA
NRC	BAPMS	\$44.56	NA	\$22.64	NA	\$34.61	\$44.02	\$71.80	\$72.15	NA
NRC - Disconnect	BAPMS	\$31.84	NA	NA	NA	\$21.97	\$31.28	NA	NA	NA
Special Study - per AIN Toolkit Service Subscription	BAPLS	\$0.10	NA	\$0.0861109	NA	\$0.08	\$0.0810536	\$0.08	\$0.0872769	NA
NRC	BAPLS	\$47.74	NA	\$22.64	NA	\$37.77	\$47.21	\$47.20	\$47.35	NA
NRC - Disconnect	BAPLS	\$15.90	NA	NA	NA	NA	NA	NA	NA	NA
Call Event Report - per AIN Toolkit Service Subscription	BAPDS	\$15.90	NA	\$15.87	NA	\$15.81	\$15.93	\$15.90	\$15.84	NA
NRC	BAPDS	\$44.56	NA	\$22.64	NA	\$34.61	\$44.02	\$71.80	\$72.15	NA
NRC - Disconnect	BAPDS	\$31.84	NA	NA	NA	\$21.97	\$31.28	NA	NA	NA
Call Event special Study - per AIN Toolkit Service Subscription	BAPES	\$0.003	NA	\$0.0028704	NA	\$0.0026	\$0.0027018	\$0.003	\$0.0029092	NA
NRC	BAPES	\$47.74	NA	\$22.64	NA	\$37.77	\$47.21	\$47.20	\$47.35	NA
NRC - Disconnect	BAPES	\$15.90	NA	NA	NA	\$37.77	NA	NA	NA	NA
CALLING NAME (CNAM) QUERY SERVICE										
CNAM (Database Owner), Per Query	N/A	\$0.016	\$0.016	\$0.016	\$0.016	\$0.016	\$0.016	\$0.016	\$0.016	\$0.016
CNAM (Non-Database Owner), Per Query *	N/A	\$0.01	\$0.01	\$0.01	\$0.01	\$0.01	\$0.01	\$0.01	\$0.01	\$0.01
NRC, applicable when CLEC-1 uses the Character Based User Interface (CHUI)	N/A	\$595.00	\$595.00	\$595.00	\$595.00	\$595.00	\$595.00	\$595.00	\$595.00	\$595.00
* Volume and term arrangements are also available.										
SELECTIVE ROUTING (Note 5)										
Per Line or PBX Trunk, each		NA	NA	NA	\$10.00 (Interim)	NA	NA	NA	NA	TBD
NRC		NA	NA	NA	NA	NA	NA	NA	NA	TBD
Customized routing per unique line class code, per request, per switch										
NRC	USRCR	\$230.60	\$229.65	\$180.62	\$229.65	\$229.65	\$227.99	\$229.65	\$226.22	\$229.65
NRC - Incremental Charge - Manual Service Order		\$25.93	NA	\$18.94	NA	NA	\$253.51	NA	\$27.84	NA
VIRTUAL COLLOCATION										
NRC - Virtual Collocation - Application Cost - Manual	TBD	NA	NA	NA	NA	NA	NA	\$3,622.00	NA	NA
NRC - Virtual Collocation - Cable Installation Cost per Cable - Manual	TBD	NA	NA	NA	NA	NA	NA	\$2,305.00	NA	NA
RC - Virtual Collocation - Floor space per square foot	TBD	NA	NA	NA	NA	NA	NA	\$3.45	NA	NA
RC - Virtual Collocation - Floor space power, per ampere	TBD	NA	NA	NA	NA	NA	NA	\$6.65	NA	NA
RC - Virtual Collocation - Cable support structure, per entrance cable	TBD	NA	NA	NA	NA	NA	NA	\$18.66	NA	NA
2-wire Cross-Connect										
RC	UEAC2	\$0.28	\$0.524	\$0.30	\$0.31	\$0.26	\$0.3996	\$0.09	\$0.3648	\$0.30
NRC - 1st	UEAC2	\$30.76	\$11.57	\$12.60	\$54.21	\$23.04	\$30.93	\$41.78	\$41.50	\$19.20
NRC - Add'l	UEAC2	\$29.40	\$11.57	\$12.60	\$51.07	\$22.11	\$29.59	\$39.23	\$38.94	\$19.20
NRC - 1st - Manual Service Order	TBD	NA	NA	NA	NA	NA	NA	\$4.75	NA	NA
NRC - Add'l - Manual Service Order	TBD	NA	NA	NA	NA	NA	NA	\$4.75	NA	NA
NRC - Disconnect - 1st	UEAC2	\$12.75	NA	NA	NA	\$9.48	\$12.76	NA	NA	NA

Version 11/16/00
7/7/00 Filefolder

OSS-8XX-DATABASES

BELLSOUTH/Xspedius RATES
NETWORK ELEMENTS
AND OTHER SERVICES

DESCRIPTION	USOC	AL	FL	GA	KY	LA	MS	NC	SC	TN
NRC - Disconnect - Add'l	UEAC2	\$11.38	NA	NA	NA	\$8.54	\$11.43	NA	NA	NA
4-wire Cross-Connect										
RC	UEAC4	\$0.56	\$0.524	\$0.50	\$0.62	\$0.52	\$0.7992	\$0.18	\$0.7297	\$0.50
NRC - 1st	UEAC4	\$66.71	\$11.57	\$12.60	\$54.23	\$23.23	\$31.17	\$41.91	\$41.56	\$19.20
NRC - Add'l	UEAC4	\$50.43	\$11.57	\$12.60	\$50.96	\$22.24	\$29.77	\$39.25	\$38.90	\$19.20
NRC - 1st - Manual Service Order	TBD	NA	NA	NA	NA	NA	NA	\$4.73	NA	NA
NRC - Add'l - Manual Service Order	TBD	NA	NA	NA	NA	NA	NA	\$4.73	NA	NA
NRC - Disconnect - 1st	UEAC4	\$12.82	NA	NA	NA	\$9.53	\$12.83	NA	NA	NA
NRC - Disconnect - Add'l	UEAC4	\$11.39	NA	NA	NA	\$8.55	\$11.43	NA	NA	NA
2-fiber Cross-Connect										
RC	CNC2F	\$12.10	NA	\$15.64	\$15.64	\$19.13	\$15.64	\$15.99	\$15.06	\$15.64
NRC - 1st	CNC2F	\$55.46	NA	\$41.56	\$41.56	\$41.07	\$41.56	\$67.34	\$69.28	\$41.56
NRC - Add'l	CNC2F	\$39.18	NA	\$29.82	\$29.82	\$29.63	\$29.82	\$48.55	\$48.89	\$29.82
NRC - Disconnect - 1st	CNC2F	\$16.83	NA	NA	NA	\$12.84	\$12.96	NA	NA	NA
NRC - Disconnect - Add'l	CNC2F	\$13.27	NA	NA	NA	\$10.29	\$10.34	NA	NA	NA
4-fiber Cross-Connect										
RC	CNC4F	\$21.75	NA	\$28.11	\$28.11	\$34.38	\$28.11	\$28.74	\$27.08	\$28.11
NRC - 1st	CNC4F	\$66.71	NA	\$50.53	\$50.53	\$49.81	\$50.53	\$82.35	\$84.07	\$50.53
NRC - Add'l	CNC4F	\$50.43	NA	\$38.78	\$38.78	\$38.37	\$38.78	\$63.56	\$63.68	\$38.78
NRC - Disconnect - 1st	CNC4F	\$21.86	NA	NA	NA	\$16.75	\$16.97	NA	NA	NA
NRC - Disconnect - Add'l	CNC4F	\$18.31	NA	NA	NA	\$14.20	\$14.35	NA	NA	NA
DS1 Cross-Connects										
RC	TBD	NA	NA	NA	NA	NA	NA	\$0.97	NA	NA
NRC - 1st	TBD	NA	NA	NA	NA	NA	NA	\$71.02	NA	NA
NRC - Add'l	TBD	NA	NA	NA	NA	NA	NA	\$51.08	NA	NA
NRC - Manual Service Order - 1st	TBD	NA	NA	NA	NA	NA	NA	\$4.70	NA	NA
NRC - Manual Service Order - Add'l	TBD	NA	NA	NA	NA	NA	NA	\$4.70	NA	NA
DS3 Cross-Connects										
RC	TBD	NA	NA	NA	NA	NA	NA	\$12.33	NA	NA
NRC - 1st	TBD	NA	NA	NA	NA	NA	NA	\$69.84	NA	NA
NRC - Add'l	TBD	NA	NA	NA	NA	NA	NA	\$49.43	NA	NA
NRC - Manual Service Order - 1st	TBD	NA	NA	NA	NA	NA	NA	\$4.70	NA	NA
NRC - Manual Service Order - Add'l	TBD	NA	NA	NA	NA	NA	NA	\$4.70	NA	NA
If no rate is identified in the contract, the rate for the specific service or function will be as set forth in applicable BellSouth tariff or as negotiated by the parties upon request by either party.										
1	BellSouth and CLEC shall negotiate rates for this offering. If agreement is not reached within sixty (60) days of the Effective Date, either party may petition the Florida PSC to settle the disputed charge or charges. (FL)									
2	This rate element is for those states w/o separate rates for 800 calls with 800 No. Delivery vs. POTS No. Delivery and calls with Optional Complex Features vs. w/o Optional Complex Features.									
3	This charge is only applicable where signaling usage measurement or billing capability does not exist.									
4	Prices for AIN to be determined upon development of mediation device. (TN)									
5	Price for Line Class Codes for Selective Routing shall be determined by the TRA. (TN)									
	Where the state Commission has adopted rates for the rate elements contained herein, it is the intent of the Parties to reflect such rates in this Exhibit and to apply the same consistent with applicable FCC and Commission rules and orders.									

Attachment 3

Local Interconnection

TABLE OF CONTENTS

- 1. NETWORK INTERCONNECTION3**
- 2. INTERCONNECTION TRUNKING AND ROUTING8**
- 3. NETWORK DESIGN AND MANAGEMENT FOR INTERCONNECTION9**
- 4. PARITY IN ORDERING AND PROVISIONING11**
- 5. LOCAL DIALING PARITY12**
- 6. INTERCONNECTION COMPENSATION.....12**
- 7. FRAME RELAY SERVICE19**
- 8. OPERATIONAL SUPPORT SYSTEMS (OSS) RATES22**

Network Interconnection

The Parties shall provide interconnection with each other's networks for the transmission and routing of telephone exchange service (local) and exchange access (intraLATA toll and switched access) on the following terms:

1. NETWORK INTERCONNECTION

- 1.1 Interconnection is available to both Parties through: (1) delivery of a Party's facilities to a collocation arrangement or Fiber Meet arrangement as defined in this Agreement; or (2) interconnection via purchase of facilities from the other Party. Interconnection may be provided by the Parties at any other technically feasible point. Requests to BellSouth for interconnection at other points may be made through the Bona Fide Request/New Business Request process set out in Attachment 12.

- 1.2 Xspedius must establish, at a minimum, a single Point of Presence, Interface, and Interconnection with BellSouth within the LATA for the delivery of traffic originated by Xspedius. Each party hereto is free to define its own local calling area, subject to state commission approval where required. If Xspedius chooses to interconnect at a single Point of Interconnection within a LATA, the interconnection must be at a BellSouth Access Tandem. Furthermore, for LATAs served by multiple Access Tandems, Xspedius must establish trunks from the Point of Interconnection to the remaining Access Tandems where Xspedius's NXXs are homed. It is Xspedius's responsibility to enter its own NPA/NXX access homing arrangements into the LERG. In order for Xspedius to home its NPA/NXXs on a BellSouth tandem, Xspedius's NPA/NXX must be assigned within the Exchange Rate Center areas served by that BellSouth Tandem as specified by BellSouth. Any new Rate Centers established by either Party within a BellSouth tandem serving area must be approved by the Commission and defined in the Local Exchange Routing Guide ("LERG"). The specified association between BellSouth tandems and Exchange Rate Center areas will be defined in the LERG. A "Homing" arrangement is defined by a "Final" Trunk Group between the BellSouth Tandem and Xspedius's End Office switch. A "Final" Trunk Group is the last choice telecommunications path between the Tandem and End Office switch. It is Xspedius's responsibility to enter its own NPA/NXX access and/or local tandem "homing" arrangements into the national Local Exchange Routing Guide (LERG).

- 1.3 A **Point of Presence (POP)** is the physical location (a structure where the environmental, power, air conditioning, etc. specifications for a Party's terminating equipment can be met) at which a Party establishes itself for obtaining access to the other Party's network. The POP is the physical location within which the Point of Interfaces occur.
- 1.4 A **Point of Interface** is the physical telecommunications interface between BellSouth and Xspedius's interconnection functions. It establishes the technical interface and point of operational responsibility. The primary function of the Point of Interface is to serve as the terminus for the interconnection service. The Point of Interface has the following main characteristics:
1. It is a cross-connect point to allow connection, disconnection, transfer or restoration of service.
 2. It is a point where BellSouth and Xspedius can verify and maintain specific performance objectives.
 3. It is specified according to the interface offered in the tariff or local interconnection agreement (for example: for DS1 service the FCC # 1 tariff specifies that the interface meets the technical specifications detailed in Generic Requirements GR-342-CORE, Issue 1, December 1995.)
 4. The Parties provide their own equipment (CPE) to interface with the DS0, DS1, DS3, STS1 and/or OCn circuits on the customer premises.
- 1.5 The **Point of Interconnection** is the point at which the originating Party delivers its originated traffic to the terminating Party's first point of switching on the terminating Party's common (shared) network for call transport and termination. Points of Interconnection are available at either Access Tandems, Local Tandems, or End Offices as described in this Agreement. Xspedius's requested Point of Interconnection will also be used for the receipt and delivery of transit traffic at BellSouth Access and Local Tandems. Points of Interconnection established at the BellSouth Local Tandem shall not be used to interconnect for the exchange of Switched Access Traffic.
- 1.6 Xspedius, at its option, shall establish Points of Presence and Points of Interface for the delivery of traffic originated by Xspedius to BellSouth. The Point of Interface may not necessarily be established at the Point of Interconnection.
- 1.7 BellSouth shall designate the Points of Presence and Points of Interface for the delivery of traffic originated by BellSouth to Xspedius for call transport and termination by Xspedius.
- 1.8 Interconnection via Purchase of Facilities**
- 1.8.1 Either Party may purchase Local Channel facilities from the Party's specified Point of Interface to its designated serving wire center. The Parties agree that charges for such Local Channel facilities are as set forth in Exhibit A to this Attachment. If a nonrecurring or recurring rate is not identified in Exhibit A for a Local Channel, the rate shall be as set forth in the appropriate Party's intrastate or

interstate tariff for switched access services as filed and effective with the appropriate Commission.

Additionally, either Party may purchase Dedicated Transport facilities from its designated serving wire center to the other Party's first point of switching. The Parties agree that charges for such Dedicated Transport facilities are as set forth in Exhibit A to this Attachment. If a nonrecurring or recurring rate is not identified in Exhibit A for Dedicated Transport, the rate shall be as set forth in the appropriate Party's intrastate or interstate tariff for switched access services as filed and effective with the appropriate Commission.

- 1.8.2 For the purposes of this Attachment, Local Channel is defined as a switched transport facility between a Party's Point of Presence and its designated serving wire center.
- 1.8.3 For the purposes of this Attachment, Serving Wire Center is defined as the wire center owned by one Party from which the other Party would normally obtain dial tone for its Point of Presence.
- 1.8.4 For the purposes of this Attachment, Dedicated Transport is defined as a switch transport facility between a Party's designated serving wire center and the first point of switching on the other Party's common (shared) network.
- 1.9 BellSouth **Multiple Tandem Access (MTA)** provides for LATA wide BellSouth transport and termination of Xspedius-originated local and intraLATA toll traffic by establishing a Point of Interconnection at a BellSouth access tandem with routing through multiple BellSouth access tandems as required. However, Xspedius must still establish Points of Interconnection at all BellSouth access tandems where Xspedius NXXs are "homed". MTA shall be provisioned in accordance with BellSouth's reasonable and nondiscriminatory Ordering Guidelines.
- 1.9.1 MTA does not include switched access traffic that transits the BellSouth network to an Interexchange Carrier (IXC). Switched Access traffic will be delivered to and by IXCs based on Xspedius's NXX Access Tandem homing arrangement as specified by Xspedius in the national Local Exchange Routing Guide (LERG).
- 1.9.2 For Xspedius-originated local and intraLATA toll traffic that BellSouth transports but is destined for termination by a third party network (transit traffic), BellSouth MTA is required if multiple BellSouth access tandems are necessary to deliver the call to the third Party network.
- 1.9.3 To the extent Xspedius does not purchase MTA in a calling area that has multiple access tandems serving the calling area as defined by BellSouth, Xspedius must establish Points of Interconnection to every access tandem in the calling area in order to serve the entire calling area. To the extent Xspedius does not purchase MTA and provides intraLATA toll service to its customers, it may be necessary

for it to establish a Point of Interconnection to additional BellSouth access tandems that serve end offices outside the local calling area.

- 1.10 Local Tandem Interconnection.** This interconnection arrangement allows Xspedius to establish a Point of Interconnection at BellSouth local tandems for : (1) the delivery of Xspedius -originated local traffic transported and terminated by BellSouth to BellSouth end offices within the local calling area as defined in BellSouth's GSST, section A3 served by those BellSouth local tandems, and (2) for local transit traffic transported by BellSouth for third party network providers who have also established Points of Interconnection at those BellSouth local tandems.
- 1.10.1 If Xspedius opts for local tandem interconnection when a specified local calling area is served by more than one BellSouth local tandem, Xspedius must designate a "home" local tandem for each of its assigned NPA/NXXs and establish trunk connections to such local tandems. Additionally, Xspedius may choose to establish a Point of Interconnection at the BellSouth local tandems where it has no codes homing but is not required to do so. Xspedius may deliver local traffic to a "home" BellSouth local tandem that is destined for other BellSouth or third party network provider end offices subtending other BellSouth local tandems in the same local calling area where Xspedius does not choose to establish a Point of Interconnection. It is Xspedius's responsibility to enter its own NPA/NXX local tandem homing arrangements into the Local Exchange Routing Guide (LERG) either directly or via a vendor in order for other third party network providers to determine appropriate traffic routing to Xspedius's codes. Likewise, Xspedius shall obtain its routing information from the LERG.
- 1.10.2 Notwithstanding establishing Points of Interconnection to BellSouth's local tandems, Xspedius must also establish Points of Interconnection to BellSouth access tandems within the LATA on which Xspedius has NPA/NXXs homed for the delivery of Interexchange Carrier Switched Access (SWA) and toll traffic, and traffic to Type 2A CMRS connections located at the access tandems. BellSouth cannot switch SWA traffic through more than one BellSouth access tandem. SWA, Type 2A CMRS or toll traffic routed to the local tandem in error will not be backhauled to the BellSouth access tandem for completion. (Type 2A CMRS interconnection is defined in BellSouth's A35 General Subscriber Services Tariff.)
- 1.10.3 BellSouth's provisioning of local tandem interconnection assumes that Xspedius has executed the necessary local interconnection agreements with the other third party network providers subtending those local tandems as required by the Act.
- 1.11 Fiber Meet**
- 1.11.1 "Fiber-Meet" is an interconnection arrangement whereby the Parties physically interconnect their networks via an optical fiber interface (as opposed to an electrical interface) at a mutually agreed upon location, at which one Party's

facilities, provisioning, and maintenance responsibility begins and the other Party's responsibility ends (i.e. Point Of Interface).

- 1.11.2 If Xspedius elects to establish a Point of Interconnection with BellSouth pursuant to a Fiber Meet, Xspedius and BellSouth shall jointly engineer and operate a Synchronous Optical Network ("SONET") transmission system by which they shall interconnect networks and routing of local traffic via a Local Channel facility at either the DS0, DS1, or DS3 level and shall be ordered via an Access Services Request ("ASR") in the initial phase of this offering. The Parties shall work jointly to determine the specific transmission system. However, Xspedius's SONET transmission must be compatible with BellSouth's equipment in the serving wire center and the Data Communications Channel (DCC) must be turned off.
- 1.11.3 BellSouth shall, wholly at its own expense, procure, install and maintain the agreed upon SONET equipment in the BellSouth Interconnection Wire Center ("BIWC").
- 1.11.4 Xspedius shall, wholly at its own expense, procure, install and maintain the agreed upon SONET equipment in the Xspedius Interconnection Wire Center ("Xspedius Wire Center").
- 1.11.5 BellSouth shall designate a Point of Interface outside the BIWC as a Fiber Meet point, and shall make all necessary preparations to receive, and to allow and enable Xspedius to deliver, fiber optic facilities into the Point of Interface with sufficient spare length to reach the fusion splice point at the Point of Interface. BellSouth shall, wholly at its own expense, procure, install, and maintain the fusion splicing point in the Point of Interface. A Common Language Location Identification ("CLLI") code will be established for each Point of Interface. The code established must be a building type code. All orders shall originate from the Point of Interface (i.e., Point of Interface to Xspedius, Point of Interface to BellSouth).
- 1.11.6 Xspedius shall deliver and maintain such strands wholly at its own expense. Upon verbal request by Xspedius, BellSouth shall allow Xspedius access to the Fiber Meet entry point for maintenance purposes as promptly as possible and in a reasonable and nondiscriminatory manner.
- 1.11.7 The Parties shall jointly coordinate and undertake maintenance of the SONET transmission system. Each Party shall be responsible for maintaining the components of their own SONET transmission system.
- 1.11.8 Each Party will be responsible for (i) providing its own transport facilities to the Fiber Meet, and (ii) the cost to build-out its facilities to such Fiber Meet.
- 1.11.9 Neither Party shall charge the other for its portion of the Fiber Meet facility used exclusively for non-transit local traffic (i.e. the Local Channel). Charges incurred for other services including dedicated transport facilities to the Point of

Interconnection if applicable will apply. Charges for Switched and Special Access Services shall be billed in accordance with the applicable Access Service tariff (*i.e.*, the providing Party's Interstate or Intrastate Access Services Tariff as filed and in effect with the FCC or appropriate Commission).

2. INTERCONNECTION TRUNKING AND ROUTING

- 2.1 BellSouth and Xspedius shall establish interconnecting trunk groups and trunking configurations between networks including the establishment of one-way or two-way trunks in accordance with applicable, reasonable and nondiscriminatory requirements of *BellSouth Call Transport & Termination Service For Facility Based CLECs section of the Facility Based CLEC Activation Requirements Customer Guide* as it is revised from time to time.
- 2.2 Any Xspedius interconnection request that deviates from the reasonable and nondiscriminatory standard trunking configurations as described in the *BellSouth Call Transport & Termination Service For Facility Based CLECs section of the Facility Based CLEC Activation Requirements Customer Guide* that affects traffic delivered to Xspedius from a BellSouth switch that requires special BellSouth switch translations and other network modifications will require Xspedius to submit a Bona Fide Request/New Business Request via the Bona Fide Request/New Business Request Process set forth in General Terms and Conditions.
- 2.3 All terms and conditions, as well as charges, both non-recurring and recurring, associated with interconnecting trunk groups between BellSouth and Xspedius not addressed in Exhibit A shall be as set forth in the appropriate Party's intrastate or interstate tariff for switched access services as filed and in effect with the FCC or appropriate state Commission. For two-way trunking that carries the Parties' local and intraLATA toll traffic only, excluding trunking that carries Transit Traffic, the Parties shall be compensated for the recurring charges for transport facilities and nonrecurring charges for facility additions based on the percentage of the total traffic originated by each Party. BellSouth shall determine the applicable percentages twice per year based on the previous 6 months' minutes of use billed by each Party. The Parties shall be compensated for nonrecurring charges for initial facilities based on the joint forecasts for circuits required by each Party. Each Party shall be responsible for ordering and paying for any facilities for two-way trunks carrying its transit traffic. Furthermore, each Party shall be responsible for the compensation for transport facilities for two-way trunking that it orders for its traffic but utilizes unidirectionally.
- 2.4 The Parties shall utilize direct end office trunking under the following conditions:
- (1) Tandem Exhaust - If a tandem through which the Parties are interconnected is unable to, or is forecasted to be unable to support additional traffic loads for any

period of time, the Parties will mutually agree on an end office trunking plan that will alleviate the tandem capacity shortage and ensure completion of traffic between Xspedius's and BellSouth's subscribers.

(2) Traffic Volume –To the extent either Party has the capability to measure the amount of traffic between a Xspedius switching center and a BellSouth end office, either Party shall install and retain direct end office trunking sufficient to handle actual or reasonably forecasted traffic volumes, whichever is greater, between a Xspedius switching center and a BellSouth end office where the traffic exceeds or is forecasted to exceed a single DS1 of local traffic per month. Either Party will install additional capacity between such points when overflow traffic between Xspedius's switching center and BellSouth's end office exceeds or is forecasted to exceed a single DS1 of local traffic per month. In the case of one way trunking, additional trunking shall only be required by the Party whose trunking has achieved the preceding usage threshold.

Mutual Agreement - The Parties may install direct end office trunking upon mutual agreement in the absence of the conditions (1) or (2) above and agreement will not unreasonably be withheld.

- 2.5 Switched Access traffic will be delivered to and by IXCs based on Xspedius's NXX Access Tandem homing arrangement as specified by Xspedius in the national Local Exchange Routing Guide (LERG).
- 2.6 All trunk groups will be provisioned as Signaling System 7 (SS7) capable where technically feasible.
- 2.7 Subject to Section 2.8 below, the standard interval used for the provision of local interconnection trunk groups shall in no event be longer than forty-five (45) working days from the receipt of an error-free ASR for the establishment of new local interconnection trunk groups comprised of 96 or fewer new trunks, or ten (10) working days from the receipt of an error-free ASR for orders of 96 or fewer trunks for additions to existing local interconnection trunk groups.
- 2.8 For orders that comprise a major project, the implementation and intervals shall be jointly planned and coordinated. Major projects are those that require the coordination and execution of multiple orders or related activities between and among BellSouth and Xspedius work groups, including but not limited to the initial establishment of interconnection or transit trunk groups in a service area, NXX code moves, re-homes, facility grooming or network rearrangements. Major projects also include orders for more than 96 new or additional trunks.

3. NETWORK DESIGN AND MANAGEMENT FOR INTERCONNECTION

- 3.1 Network Management and Changes. Both Parties will work cooperatively with each other to install and maintain the most effective and reliable interconnected telecommunications networks, including but not limited to, the exchange of toll-free maintenance contact numbers and escalation procedures. Both Parties agree to provide public notice of changes in the information necessary for the transmission and routing of services using its local exchange facilities or networks, as well as of any other changes that would affect the interoperability of those facilities and networks.
- 3.2 Interconnection Technical Standards. The interconnection of all networks will be based upon accepted industry/national guidelines for transmission standards and traffic blocking criteria. Interconnecting facilities shall conform, at a minimum, to the telecommunications industry standard of DS-1 pursuant to BellCore Standard No. TR-NWT-00499. Signal transfer point, Signaling System 7 (“SS7”) connectivity is required at each interconnection point. BellSouth will provide out-of-band signaling using Common Channel Signaling Access Capability where technically and economically feasible, in accordance with the technical specifications set forth in the BellSouth Guidelines to Technical Publication, TR-TSV-000905. Facilities of each Party shall provide the necessary on-hook, off-hook answer and disconnect supervision and shall hand off calling number ID (Calling Party Number) when technically feasible.
- 3.3 Quality of Interconnection. The local interconnection for the transmission and routing of telephone exchange service and exchange access that each Party provides to each other will be at least equal in quality to what it provides to itself and any subsidiary or affiliate, where technically feasible, or to any other Party to which each Party provides local interconnection.
- 3.4 Network Management Controls. Both Parties will work cooperatively and in good faith to exchange applicable information and to apply sound network management principles by invoking appropriate network management controls, *e.g.*, call gapping, to alleviate or prevent trunk blocking and network congestion.
- 3.5 Common Channel Signaling. Both Parties will provide LEC-to-LEC Common Channel Signaling (“CCS”) to each other, where available, in conjunction with all traffic in order to enable full interoperability of CLASS features and functions except for call return. All CCS signaling parameters will be provided, including automatic number identification (“ANI”), originating line information (“OLI”) calling company category, charge number, etc. All privacy indicators will be honored, and each Party will cooperate with each other on the exchange of Transactional Capabilities Application Part (“TCAP”) messages to facilitate full interoperability of CCS-based features between the respective networks.
- 3.6 Forecasting Requirements.
- 3.6.1 The Parties shall exchange technical descriptions and forecasts of their interconnection and traffic requirements in sufficient detail necessary to establish the interconnections required to assure traffic completion to and from all

customers in their respective designated service areas. In order for BellSouth to provide as accurate reciprocal trunking forecasts as possible to Xspedius, Xspedius must timely inform BellSouth of any known or anticipated events that may affect BellSouth reciprocal trunking requirements. If Xspedius refuses to provide such information, BellSouth shall provide reciprocal trunking forecasts based only on existing trunk group growth and BellSouth's annual estimated percentage of BellSouth subscriber line growth.

- 3.6.2 Both Parties shall meet every six months or at otherwise mutually agreeable intervals for the purpose of exchanging non-binding forecast of its traffic and volume requirements for the interconnection and network elements provided under this Agreement, in the form and in such detail as agreed by the Parties. The Parties agree that each forecast provided under this Section shall be deemed "Confidential Information" in the General Terms and Conditions – Part A of this Agreement.
- 3.6.3 The trunk forecast should include trunk requirements for all of the interconnecting trunk groups for the current year plus the next two future years. The forecast meeting between the two companies may be a face-to-face meeting, video conference or audio conference. It may be held regionally or geographically. Ideally, these forecast meetings should be held at least semi-annually, or more often if the forecast is no longer usable. Updates to a forecast or portions thereof should be made whenever the Party providing the forecast deems that the latest trunk requirements exceed the original quantities by 24 trunks or 10%, whichever is greater. Either Party should notify the other Party if they have measurements indicating that a trunk group is exceeding its designed call carrying capacity and is impacting other trunk groups in the network. Also, either Party should notify the other Party if they know of situations in which the traffic load is expected to increase significantly and thus affect the interconnecting trunk requirements as well as the trunk requirements within the other Party's network. The Parties agree that the forecast information provided under this Section shall be deemed "Confidential Information" as set forth in the General Terms and Conditions of this Agreement.
- 3.6.4 For a non-binding trunk forecast, agreement between the two Parties on the trunk quantities and the timeframe of those trunks does not imply any liability for failure to perform if the trunks are not available for use at the required time.
- 3.6.5 Signaling Call Information. BellSouth and Xspedius will send and receive 10 digits for local traffic. Additionally, BellSouth and Xspedius will exchange the proper call information, i.e. originated call company number and destination call company number, CIC, and OZZ, including all proper translations for routing between networks and any information necessary for billing.

4. PARITY IN ORDERING AND PROVISIONING

Each Party shall provide interconnection ordering and provisioning services to the other Party that are Equal in Quality to the ordering and provisioning services the Parties provide themselves. "Equal in Quality" shall have the meaning accorded in Section 51.305(a)(3) of the FCC's Rules, 47 C.F.R. § 51.305(a)(3). Reasonable and nondiscriminatory procedures for ordering and provisioning BellSouth interconnection services are set forth in the *BellSouth Call Transport & Termination Service For Facility Based CLECs section of the Facility Based CLEC Activation Requirements Customer Guide*.

5. LOCAL DIALING PARITY

Each Party shall provide local dialing parity, meaning that each Party's customers will not have to dial any greater number of digits than the other Party's customers to complete the same call. In addition, under equivalent interconnection arrangements, Xspedius local service customers will experience at least the same quality as BellSouth local service customers regarding post-dial delay, call completion rate and transmission quality.

6. INTERCONNECTION COMPENSATION

6.1 Compensation for Call Transportation and Termination for Local Traffic and Inter-Carrier Compensation for ISP-Bound Traffic

6.1.1 Local Traffic is defined as any telephone call that originates in one exchange and terminates in either the same exchange, or a corresponding Extended Area Service ("EAS") exchange.

6.1.2 The Parties will compensate each other on a mutual and reciprocal basis for the transport and termination of Local Traffic at the following rates:

1/1/00 – 12/31/00	\$.00200 per MOU
1/1/01 – 12/31/01	\$.00175 per MOU
1/1/02 – 12/31/02	\$.00150 per MOU

The Parties recognize and agree that they negotiated these annual rates together as a complete rate structure to apply over the full three-year term of this Agreement and that the parties would not have mutually agreed to accept a single annual rate in any single year. Nothing in this Paragraph shall limit Xspedius's rights pursuant to Paragraph 6.1.3.3.

6.1.3 The Parties have been unable to agree upon whether dial up calls to Information Service Providers ("ISPs") should be considered Local Traffic for purposes of this Agreement. Dial-up Calls are defined as calls to an ISP that are dialed by using a

local dialing pattern (7 or 10 digits) by the calling party (hereinafter referred to as "ISP-bound traffic"). However, without prejudice to either Party's position concerning the application of reciprocal compensation to ISP-bound traffic, the Parties agree for purposes of this Agreement only to compensate each other for ISP-bound traffic at the same per minute of use rates set forth in Paragraph 6.1.2. It is expressly understood and agreed that this inter-carrier compensation mechanism for ISP-bound traffic is being established: (1) in consideration for a waiver and release by each party for any and all claims for reciprocal compensation for ISP-bound traffic exchanged between the parties prior to December 31, 1999, which is hereby given; and (2) subject to the terms and conditions in section 6.1.4.

- 6.1.3.1 The Parties recognize and agree that the FCC, courts of competent jurisdiction, or state commissions with jurisdiction over the Parties will issue subsequent decisions on ISP-bound traffic ("Subsequent Decisions"). Notwithstanding any provision in this Agreement to the contrary, the inter-carrier compensation mechanism established in section 6.1.3 shall continue at the rates set forth in section 6.1.2 for the full term of this Agreement without regard to such Subsequent Decisions, except as provided for in sections 6.1.3.2 and 6.1.3.3.
- 6.1.3.2 To the extent such Subsequent Decisions render the inter-carrier compensation mechanism for ISP-bound traffic set forth in section 6.1.3 in violation of applicable federal or state law, the Parties agree to amend this Agreement within thirty (30) days of the effective date of any such Subsequent Decision to conform the inter-carrier compensation mechanism set forth in section 6.1.3 with such Subsequent Decision. In the event of such an amendment, there will no true-up for compensation paid prior to the amendment.
- 6.1.3.3 Nothing herein shall preclude Xspedius from exercising its rights under this Agreement or Section 252(i) of the 1996 Act and applicable FCC regulations to elect rates, terms, and conditions with respect to the payment of reciprocal compensation from any other approved interconnection agreement executed by BellSouth under which BellSouth is paying reciprocal compensation for ISP-bound traffic other than on an interim basis. The Parties recognize and agree that this provision is intended to ensure that Xspedius is treated in the same manner with respect to the payment of reciprocal compensation for ISP-bound traffic as the competing local exchange carrier from whose interconnection agreement Xspedius seeks to elect rates, terms, and conditions. Accordingly, Xspedius agrees that it will not seek to elect reciprocal compensation rates, terms, or conditions from another interconnection agreement unless those rates, terms, and conditions apply to ISP-bound traffic (other than on an interim basis), either by the express terms of that agreement, by voluntary action by BellSouth, or pursuant to an effective state commission or court order.
- 6.1.4 The Parties recognize and agree that the compensation for the transport and termination of Local Traffic set forth in section 6.1.2 and the inter-carrier

- compensation mechanism for ISP-bound traffic set forth in section 6.1.3 are intended to allow each Party to recover costs associated with such traffic. Accordingly, the Parties recognize and agree that such compensation will not be billed and shall not be paid for a call placed by an end user customer, or placed on behalf of an end user customer, to establish or maintain a network connection if: (1) such call is not recognized by industry practice to constitute traffic (voice or data) which results from a telephone call; (2) the end user customer does not control the dialed number destination and content of that call; and (3) the primary purpose of that call is to generate the payment of reciprocal compensation as a result of establishing or maintaining the network connection.
- 6.2 Neither Party shall represent switched access traffic as Local Traffic for purposes of payment of reciprocal compensation.
- 6.3 Unidentifiable traffic. Xspedius shall utilize its NPA/NXXs in such a way and will provide the necessary information so that BellSouth shall be able to distinguish Local from IntraLATA Toll traffic for BellSouth originated traffic. Xspedius end users' assigned NPA/NXX line numbers shall be physically located in the BellSouth rate center with which the NPA/NXX has been associated. Whenever BellSouth delivers traffic to Xspedius for termination on the Xspedius's network, if BellSouth cannot determine, because of the manner in which Xspedius has utilized its NXX codes whether the traffic is local or toll, BellSouth will charge the applicable rates for originating intrastate network access service as reflected in BellSouth's Intrastate Access Service Tariff. BellSouth will make appropriate billing adjustments if Xspedius can provide sufficient information for BellSouth to determine whether said traffic is local or toll.
- 6.4 Percent Local Use. Each Party will report to the other a Percentage Local Usage ("PLU"). The application of the PLU will determine the amount of local minutes to be billed to the other Party. For purposes of developing the PLU, each Party shall consider every local call and every long distance call, excluding transit traffic. By the first of January, April, July and October of each year, BellSouth and Xspedius shall provide a positive report updating the PLU. Notwithstanding the foregoing, where the terminating company has message recording technology that identifies the traffic terminated, such information, in lieu of the PLU factor, shall at the company's option be utilized to determine the appropriate local usage compensation to be paid.
- 6.5 Percentage Interstate Usage. For combined interstate and intrastate Xspedius traffic terminated by BellSouth over the same facilities, Xspedius will be required to provide a projected Percentage Interstate Usage ("PIU") to BellSouth. All jurisdictional report requirements, rules and regulations for Interexchange Carriers specified in BellSouth's Intrastate Access Services Tariff will apply to Xspedius. After interstate and intrastate traffic percentages have been determined by use of PIU procedures, the PLU factor will be used for application and billing of local interconnection. Notwithstanding the foregoing, where the terminating company has message recording technology that identifies the traffic terminated,

such information, in lieu of the PLU factor, shall at the company's option be utilized to determine the appropriate local usage compensation to be paid.

- 6.6 Audits. On thirty (30) days written notice, each Party must provide the other the ability and opportunity to conduct an annual audit to ensure the proper billing of traffic. BellSouth and Xspedius shall retain records of call detail for a minimum of nine months from which a PLU and/or PIU can be ascertained. The audit shall be accomplished during normal business hours at an office designated by the Party being audited. Audit requests shall not be submitted more frequently than one (1) time per calendar year. Audits shall be performed by a mutually acceptable independent auditor paid for by the Party requesting the audit. The PLU and/or PIU shall be adjusted based upon the audit results and shall apply to the usage for the quarter the audit was completed, to the usage for the quarter prior to the completion of the audit, and to the usage for the two quarters following the completion of the audit. If, as a result of an audit, either Party is found to have overstated the PLU and/or PIU by twenty percentage points (20%) or more, that Party shall reimburse the auditing Party for the cost of the audit.

6.7 **Rate True-up**

This section applies only to Tennessee.

- 6.7.1 The interim prices for Unbundled Network Elements and Other Services and Local Interconnection shall be subject to true-up according to the following procedures:
- 6.7.2 The interim prices shall be true-up, either up or down, based on final prices determined either by further agreement between the Parties, or by an effective order of the Commission which order meets the criteria of Section 6.7.4 below. The Parties shall implement the true-up by comparing the actual volumes and demand for each item, together with interim prices for each item, with the final prices determined for each item. Each Party shall keep its own records upon which the true-up can be based, and any final payment from one Party to the other shall be in an amount agreed upon by the Parties based on such records. In the event of any disagreement as between the records or the Parties regarding the amount of such true-up, the Parties agree that the body having jurisdiction over the matter shall be called upon to resolve such differences, or the Parties may mutually agree to submit the matter to the Dispute Resolution process in accordance with the provisions of Section 16 of the General Terms and Conditions and Attachment 1 of the Agreement.
- 6.7.3 The Parties may continue to negotiate toward final prices, but in the event that no such agreement is reached within nine (9) months, either Party may petition the Commission to resolve such disputes and to determine final prices for each item. Alternatively, upon mutual agreement, the Parties may submit the matter to the Dispute Resolution Process set forth in the General Terms and Conditions of the Agreement, so long as they file the resulting Agreement with the Commission as a "negotiated agreement" under Section 252(e) of the Act.

- 6.7.4 A final order of this Commission that forms the basis of a true-up shall be the final order as to prices based on appropriate cost studies, or potentially may be a final order in any other Commission proceeding which meets the following criteria:
- (a) BellSouth and CLEC is entitled to be a full Party to the proceeding;
 - (b) It shall apply the provisions of the federal Telecommunications Act of 1996, including but not limited to Section 252(d)(1) (which contains pricing standards) and all then-effective implementing rules and regulations; and, (c) It shall include as an issue the geographic deaveraging of unbundled element prices, which deaveraged prices, if any are required by said final order, shall form the basis of any true-up.
- 6.8 Compensation for IntraLATA Toll Traffic
- 6.8.1 IntraLATA Toll Traffic. IntraLATA Toll Traffic is defined as any traffic that originates and terminates within a single LATA, excluding Local Traffic or EAS.
- 6.8.2 Compensation for intraLATA toll traffic. For terminating its intraLATA toll traffic on the other company's network, the originating Party will pay the terminating Party's current intrastate or interstate, whichever is appropriate, terminating switched access tariff rates as set forth in the terminating Party's Intrastate or Interstate Access Services Tariff as filed and in effect with the FCC or state Commission. The appropriate charges will be determined by the routing of the call. If one Party is the other Party's end user's presubscribed interexchange carrier or if one Party's end user uses the other Party as an interexchange carrier on a 101XXXX basis, the originating Party will charge the other Party the appropriate originating switched access tariff rates as set forth in the originating Party's Intrastate or Interstate Access Services Tariff as filed and in effect with the FCC or appropriate state Commission.
- 6.8.3 Compensation for 800 Traffic. Each Party shall compensate the other pursuant to the appropriate switched access charges, including the database query charge as set forth in the providing Party's tariff as filed and in effect with the FCC or appropriate state Commission.
- 6.8.4 Records for 800 Billing. Each Party will provide to the other the appropriate records necessary for billing intraLATA 800 customers. The records provided will be in a standard EMI format for a fee of \$0.013 per record.
- 6.8.5 800 Access Screening. Should Xspedius require 800 Access Ten Digit Screening Service from BellSouth, it shall have signaling transfer points connecting directly to BellSouth's local or regional signaling transfer point for service control point database query information. Xspedius shall utilize SS7 signaling links, ports and usage as set forth in Attachment 2. Xspedius will not utilize switched access FGD

service. 800 Access Ten Digit Screening Service is an originating service that is provided via 800 Switched Access Service trunk groups from BellSouth's SS7 equipped end office or access tandem providing an IXC identification function and delivery of a call to the IXC based on the dialed ten digit number. The terms and conditions for this service are set out in BellSouth's Intrastate Access Services Tariff as amended.

6.9 Mutual Provision of Switched Access Service

6.9.1 Switched Access Traffic. Switched Access Traffic is defined as telephone calls requiring local transmission or switching services for the purpose of the origination or termination of Telephone Toll Service. Switched Access Traffic includes the following types of traffic: Feature Group A, Feature Group B, Feature Group C, Feature Group D, toll free access (e.g., 800/877/888), 900 access, and their successors or similar Switched Exchange Access Services. The Parties have been unable to agree as to whether "Voice-Over-Internet Protocol" transmissions ("VOIP") which cross LATA boundaries constitute Switched Access Traffic. Notwithstanding the foregoing, and without waiving any rights with respect to either Party's position as to the jurisdictional nature of VOIP, the Parties agree to abide by any effective and applicable FCC rules and orders regarding the nature of such traffic and the compensation payable by the Parties for such traffic, if any.

6.9.2 When BellSouth and Xspedius provide an access service connection between an interexchange carrier ("IXC") and each other, each Party will provide its own access services to the IXC on a multi-bill, multi-tariff meet-point basis. Each Party will bill its own access services rates to the IXC with the exception of the interconnection charge. The interconnection charge will be billed by the Party providing the end office function. The Parties will use the Multiple Exchange Carrier Access Billing (MECAB) system to establish meet point billing for all applicable traffic including traffic terminated to ported numbers via INP and non-geographic NPAs. Thirty (30)-day billing periods will be employed for these arrangements. The recording Party agrees to provide to the initial billing company, at no charge, the switched access detailed usage data within no more than sixty (60) days after the recording date. The initial billing company will provide the switched access summary usage data to all subsequent billing companies within 10 days of rendering the initial bill to the IXC. Each company will notify the other when it is not feasible to meet these requirements so that the customers may be notified for any necessary revenue accrual associated with the significantly delayed recording or billing. As business requirements change data reporting requirements may be modified as necessary by mutual agreement of the Parties.

6.9.3 In the event that either Party fails to provide switched access detailed usage data to the other Party within 90 days after the recording date and the receiving Party is unable to bill and/or collect access revenues due to the sending Party's failure to provide such data within said time period, then the Party failing to send the data as specified herein shall be liable to the other Party in an amount equal to the

unbillable or uncollectible revenues. Each company will provide complete documentation to the other to substantiate any claim of unbillable access revenues. A negotiated settlement will be agreed upon between the companies.

- 6.9.4 Each company will retain for a minimum period of sixty (60) days, access message detail sufficient to recreate any data which is lost or damaged by their company or any third party involved in processing or transporting data.
- 6.9.5 In the event of a loss of data, both Parties shall cooperate to reconstruct the lost data and shall make best efforts to do so within 48 hours. If such reconstruction is not possible, the Parties shall use a reasonable estimate of the lost data, based on twelve (12) months of prior usage data; provided that if twelve (12) months of prior usage data is not available, the Parties shall base the estimate on as much prior usage data that is available; and further provided, however, that if reconstruction is required prior to the availability of at least three (3) months of prior usage data, the Parties shall defer such reconstruction until three (3) months of prior usage data is available. If the estimated billing is not accepted for payment by the affected Access Services Customer(s), the responsible Party shall be liable to the other Party for any resulting lost revenue. Lost revenue is revenue that could not be billed to Access Service customers. Lost revenue will be calculated by subtracting the amount actually paid by the affected Access Services Customer(s) from the estimated billing derived pursuant to the process set forth in this section.
- 6.9.6 Each company also agrees to process the recreated data within forty-eight (48) hours of receipt at its data processing center.
- 6.9.7 All claims should be filed with the other company within 120 days of the receipt of the date of the unbillable usage.
- 6.9.8 The Initial Billing Company shall keep records of its billing activities relating to jointly-provided Intrastate and Interstate access services in sufficient detail to permit the Subsequent Billing Company to, by formal or informal review or audit, to verify the accuracy and reasonableness of the jointly-provided access billing data provided by the Initial billing Company. Each company agrees to cooperate in such formal or informal reviews or audits and further agrees to jointly review the findings of such reviews or audits in order to resolve any differences concerning the findings thereof.
- 6.10 **Transit Traffic Service.** Each Party shall provide tandem switching and transport services for the other's transit traffic. Transit traffic is traffic originating on one carrier's network that is switched and transported by a second carrier's network and terminates on a third carrier's network. Rates for local transit traffic shall be the applicable call transport and termination charges for Local Traffic, as set forth in Exhibit A to this Attachment. Rates for intraLATA toll and Switched Access transit traffic shall be the applicable call transport and termination rates as set forth in the providing Party's Intrastate or Interstate switched access tariff as filed and in effect with the FCC or appropriate state Commission. Wireless Type 1

traffic shall not be treated as transit traffic from a routing or billing perspective. Wireless Type 2A traffic shall not be treated as transit traffic from a routing or billing perspective until either Party and the Wireless carrier have the capability to properly meet-point-bill in accordance with MECAB guidelines.

- 6.10.1 The delivery of traffic originated by Xspedius which transits the BellSouth network and is transported to another carrier's network is excluded from any BellSouth billing guarantees and will be delivered at the rates as set forth in Exhibit A to this Attachment. Xspedius is responsible for establishing the necessary agreements or the placement of valid orders with the terminating carrier for the receipt of this traffic through the BellSouth network. BellSouth will not be liable for any compensation to the terminating carrier as a result of providing the transit function. Further, Xspedius agrees to compensate BellSouth for any charges or costs for the delivery of transit traffic to a connecting carrier on behalf of Xspedius for which a valid contract or order has not been established. Additionally, the Parties agree that any billing to a third party or other telecommunications carrier under this section shall be pursuant to MECAB procedures.
- 6.10.2 Except for as provided in 6.10.3, transit charges shall only be assessed on the originating carrier and shall not be assessed on the terminating carrier.
- 6.10.3 Transit charges associated with the provisioning of toll free services (e.g., 800/888/877) shall be assessed upon the terminating carrier and shall not be imposed on the originating carrier.

7. FRAME RELAY SERVICE

- 7.1 In addition to the Local Interconnection services set forth above, BellSouth will offer a network to network Interconnection arrangement between BellSouth's and Xspedius's frame relay switches as set forth below. The following provisions will apply only to Frame Relay Service and Exchange Access Frame Relay Service in those states in which Xspedius is certified and providing Frame Relay Service as a Local Exchange Carrier and where traffic is being exchanged between Xspedius and BellSouth Frame Relay Switches in the same LATA.
- 7.2 The Parties agree to establish two-way Frame Relay facilities between their respective Frame Relay Switches to the mutually-agreed upon Frame Relay Service point(s) of interconnection ("POIs") within the LATA.
- 7.2.1 Upon the request of either Party, such interconnection will be established where BellSouth and Xspedius have Frame Relay Switches in the same LATA. Where there are multiple Frame Relay switches in the central office of a Party, an interconnection with any one of the switches will be considered an interconnection with all of the switches at that central office for purposes of routing packet traffic.

- 7.2.2 The Parties agree to provision local and IntraLATA Frame Relay Service and Exchange Access Frame Relay Service (both intrastate and interstate) over Frame Relay Trunks between the respective Frame Relay switches and the POIs.
- 7.2.3 The Parties agree to assess each other reciprocal charges for the facilities that each provides to the other according to the Percent Local Circuit Use (“PLCU”) factor PLCU, determined as follows:
- (i) Frame Relay framed packet data is transported within Virtual Circuits (“VC”). For the purposes of calculating the PLCU, if all the data packets transported within a VC remain within the LATA, then consistent with the local definitions in this Agreement, the traffic on that VC is local (“Local VC”).
 - (ii) If the originating and terminating locations of the two way packet data traffic are not in the same LATA, the traffic on that VC is interLATA.
 - (iii) The PLCU shall be determined by dividing the total number of Local VCs, by the total number of VCs on each Frame Relay facility at the end of the reporting period. The Parties agree to renegotiate the method for determining PLCU, at either Parties’ request, and within 90 days, if either Party notifies the other that it has found that this method does not adequately represent the PLCU.
 - (iv) If there are no VCs on a facility when it is billed, the PLCU will be zero.
- 7.3 BellSouth will provide the Frame Relay Trunk(s) between the Parties’ respective Frame Relay Switches. The Parties will be compensated as follows: BellSouth will invoice, and Xspedius will pay, the total non-recurring and recurring charges for the trunk facility. Xspedius will then invoice, and BellSouth will pay, an amount calculated by multiplying the BellSouth billed charges for the trunk facility by one-half of Xspedius’s PLCU.
- 7.3.1 If Xspedius requests interconnection outside the serving area in which the POI is located, then Xspedius may, at its option, purchase facilities and transport between Frame Relay Network Serving areas, as defined in Section A40 of the General Subscriber Service Tariff, according to the rates, terms and conditions of the applicable tariff General Subscriber Service Tariff for that state.
- 7.4 Each Party will provide a Frame Relay network-to-network interface (“NNI”) port to the other Party for each trunk facility provided pursuant to 7.2, above. Compensation for NNI ports shall be based upon the NNI rates set forth in the BellSouth F.C.C Tariff No. 1. Pursuant to that tariff, Xspedius may select a month-to-month or term rate structure for the NNI ports BellSouth provides to Xspedius. Whatever rate structure Xspedius selects shall be deemed to be the same rate structure that applies to the NNI port Xspedius provides to BellSouth. There shall be no termination liability to either party for the local portion of the NNI port as determined by the Xspedius PLCU at the time of termination.

- 7.5 Compensation for the NNI ports shall be calculated as follows:
- 7.5.1 For NNI ports provided by BellSouth to Xspedius, BellSouth will invoice, and Xspedius will pay, the total non-recurring and recurring charges for the NNI port. Xspedius will then invoice, and BellSouth will pay, an amount calculated by multiplying the BellSouth billed non-recurring and recurring charges for the NNI port by one-half of Xspedius's PLCU.
- 7.5.2 For NNI ports provided by Xspedius to BellSouth, Xspedius will invoice, and BellSouth will pay, the total non-recurring and recurring charges for the NNI port. BellSouth will then invoice, and Xspedius will pay, an amount determined as follows: Xspedius's combined interLATA and local usage will be calculated by subtracting one-half of Xspedius's PLCU factor from one hundred percent. The difference will then be multiplied by the total charges initially billed by Xspedius for the NNI port. BellSouth will then invoice, and Xspedius will pay, this amount to BellSouth.
- 7.6 A Permanent Virtual Circuit ("PVC") is a logical channel from a frame relay network interface (e.g., NNI or User Network Interface) to another frame relay network interface. A PVC is created when a Data Link Channel Identifier ("DLCI") is mapped together with another DLCI. Neither Party will charge the other Party any DLCI or Committed Information Rate ("CIR") charges for the PVC from its Frame Relay switch to its own subscriber's premises.
- 7.7 For the PVC between the Xspedius and BellSouth Frame Relay switches, compensation for the DLCI and CIR charges are based upon the rates in the BellSouth FCC Tariff No. 1. Compensation for PVC and CIR rate elements shall be calculated as follows:
- 7.7.1 For PVCs between the BellSouth Frame Relay switch and the Xspedius Frame Relay switch, BellSouth will invoice, and Xspedius will pay, the total non-recurring and recurring DLCI and CIR charges. If the VC is a Local VC, Xspedius will invoice and BellSouth will pay, 100% of the DLCI and CIR charges initially billed by BellSouth for that PVC. If the VC is not local, no compensation will be paid to Xspedius for the PVC.
- 7.7.2 Each Party will compensate the other Party for any applicable Feature Change or Transfer of Service Charges as set forth in BellSouth's Tariff F.C.C. No. 1. A.6.3. The Parties agree to limit the sum of the CIR for the VCs on a given NNI port to not more than two times the port speed.
- 7.8 Except as expressly provided herein, this Agreement does not address or alter in

any way either Party's provision of Exchange Access Frame Relay Service or interLATA Frame Relay Service. All charges by each Party to the other for carriage of Exchange Access Frame Relay Service or interLATA Frame Relay Service are included in the BellSouth access tariffs.

- 7.9 Until such time as BellSouth obtains authority to provide in-region, interLATA service, Xspedius will identify and report its PLCU to BellSouth on a quarterly basis.
- 7.10 Either Party may request a review or audit of the various service components, including but not limited to a Party's determination of its PLCU, consistent with the provisions of section E2 of the BellSouth State Access Services tariffs or Section 2 of the BellSouth FCC No.1 Tariff.
- 7.11 If during the term of this Agreement, BellSouth obtains authority to provide in-region, interLATA service, the Parties shall renegotiate the provisions of 7.3, 7.5, 7.7 and 7.9 to account for BellSouth's PLCU. In the event the parties are unable to reach agreement within one hundred eighty (180) days of the date BellSouth receives interLATA authority, the matter shall be resolved pursuant to the dispute resolution provisions set forth in the Interconnection Agreement.

8. OPERATIONAL SUPPORT SYSTEMS (OSS) RATES

All Local Service Requests ("LSRs") or Access Service Requests ("ASRs") submitted for products and services under this Attachment will be subject to the OSS charges set forth in the General Terms and Conditions of this Agreement.

BELLSOUTH/Xspedius RATES
LOCAL INTERCONNECTION

DESCRIPTION	USOC	RATES BY STATE								
		AL	FL	GA	KY	LA	MS	NC	SC	TN
LOCAL INTERCONNECTION (CALL TRANSPORT AND TERMINATION)										
End Office Switching, per mou	N/A	\$0.0018	NA	\$0.0016333	\$0.002562	NA	\$0.0023771	\$0.004	\$0.0019295	\$0.0019
Direct Local Interconnection, per mou (same as End Office Switching in FL & LA)		NA	\$0.002	NA	NA	\$0.00209	NA	NA	NA	NA
Tandem Switching, per mou	N/A	\$0.00063	\$0.00029	\$0.0006757	\$0.001096	NA	\$0.0007834	\$0.0015	\$0.0006843	\$0.000676
Tandem Switching (assumes 5 miles of transport per mou)	N/A	NA	NA	NA	NA	\$0.00430	NA	NA	NA	NA
Tandem Local Interconnection, per mou (includes end office switching element)		NA	\$0.00325	NA	NA	\$0.00639	NA	NA	NA	NA
Multiple Tandem Switching, per mou (applies to initial tandem only), effective 10/99		NA	\$0.00125	NA	NA	\$0.00430	NA	NA	NA	NA
Local Intermediary, per mou (applies to transit only)		NA	\$0.00125	NA	NA	\$0.00430	NA	NA	NA	NA
All terms and conditions, as well as charges, both non-recurring and recurring, associated with interconnecting trunk groups between BellSouth and e.spire shall be as set forth in Section E.6 of the appropriate BellSouth intrastate access tariff.		BST State Access Tariff Rates	BST State Access Tariff Rates	BST State Access Tariff Rates	BST State Access Tariff Rates	BST State Access Tariff Rates	BST State Access Tariff Rates	BST State Access Tariff Rates	BST State Access Tariff Rates	BST State Access Tariff Rates
Tandem Intermediary Charge, per mou*	N/A	\$0.0015	NA	NA	\$0.001096	NA	NA	NA	NA	NA
*(This charge is applicable only to intermediary traffic and is applied in addition to applicable switching and/or interconnection charges.)										
INTEROFFICE TRANSPORT										
Common (Shared) Transport										
Common (Shared) Transport per mile per mou	N/A	\$0.00001	\$0.000012	\$0.000008	\$0.0000049	\$0.0000083	\$0.0000091	\$0.00004	\$0.0000121	\$0.00004
Common (Shared) Transport Facilities Termination per mou	N/A	\$0.00045	\$0.0005	\$0.0004152	\$0.000426	\$0.00047	\$0.0004281	\$0.00036	\$0.0004672	\$0.00036
Interoffice Transport - Dedicated - VG										
Interoffice Transport - Dedicated - 2-Wire VG - per mile	UEA	\$0.03390	NA	\$0.0222	NA	\$0.0384	\$0.0323	NA	\$0.0373	NA
Interoffice Transport - Dedicated - 2-Wire VG - facilities termination per month	UEA	\$18.49	NA	\$17.07	NA	\$19.10	\$21.33	NA	\$21.42	NA
NRC - 1st	UEA	\$107.11	NA	\$79.61	NA	\$76.20	\$106.72	NA	\$136.44	NA
NRC - Add'l	UEA	\$48.27	NA	\$36.08	NA	\$34.54	\$48.83	NA	\$51.37	NA
NRC - Disconnect Charge - 1st	UEA	\$37.16	NA	NA	NA	\$28.03	\$38.05	NA	NA	NA
NRC - Disconnect Charge - Add'l	UEA	\$5.88	NA	NA	NA	\$5.37	\$7.23	NA	NA	NA
NRC - Incremental Charge - Manual Service Order - 1st	UEA	\$27.37	NA	\$18.94	NA	\$18.14	\$25.52	NA	\$39.63	NA
NRC - Incremental Charge - Manual Service Order - Add'l	UEA	\$27.37	NA	\$18.94	NA	\$18.14	\$25.52	NA	\$39.63	NA
NRC - Incremental Charge - Manual Service Order - Disconnect - 1st	UEA	\$12.97	NA	NA	NA	\$8.06	\$11.34	NA	NA	NA
NRC - Incremental Charge - Manual Service Order - Disconnect - Add'l	UEA	\$12.97	NA	NA	NA	\$8.06	\$11.34	NA	NA	NA
Interoffice Transport - Dedicated - DS0 - 56/64 KBPS										
Interoffice Transport - Dedicated - DS0 - per mile per month	UDL	\$0.0339	NA	\$0.0222	NA	\$0.0384	\$0.0323	\$3.95	\$0.0373	\$1.90
Interoffice Transport - Dedicated - DS0 - facilities termination per month	UDL	\$17.81	NA	\$16.45	NA	\$18.37	\$20.64	\$38.37	\$20.71	\$38.37
NRC - 1st	UDL	\$107.11	NA	\$79.61	NA	\$76.20	\$106.72	\$24.01	\$136.44	TBD
NRC - Add'l	UDL	\$48.27	NA	\$36.08	NA	\$34.54	\$48.83	\$24.01	\$51.37	TBD
NRC - Disconnect Charge - 1st	UDL	\$37.16	NA	NA	NA	\$28.03	\$38.05	NA	NA	NA
NRC - Disconnect Charge - Add'l	UDL	\$5.88	NA	NA	NA	\$5.37	\$7.23	NA	NA	NA
NRC - Incremental Charge - Manual Service Order - 1st	UDL	\$27.37	NA	\$18.94	NA	\$18.14	\$25.52	NA	\$39.63	NA
NRC - Incremental Charge - Manual Service Order - Add'l	UDL	\$27.37	NA	\$18.94	NA	\$18.14	\$25.52	NA	\$39.63	NA
NRC - Incremental Charge - Manual Service Order - Disconnect - 1st	UDL	\$12.97	NA	NA	NA	\$8.06	\$11.34	NA	NA	NA
NRC - Incremental Charge - Manual Service Order - Disconnect - Add'l	UDL	\$12.97	NA	NA	NA	\$8.06	\$11.34	NA	NA	NA
Interoffice Transport - Dedicated - DS1										
Interoffice Transport - Dedicated - DS1 - per mile per month	USL	\$0.69	\$0.6013	\$0.4523	\$0.45	\$0.7831	\$0.6598	\$23.00	\$0.7598	\$23.00
Interoffice Transport - Dedicated - DS1 - facilities termination per month	USL	\$79.69	\$99.79	\$78.47	\$55.05	\$93.40	\$74.40	\$90.00	\$94.98	\$90.00
NRC - 1st	USL	\$198.15	\$45.91	\$147.07	\$298.18	\$140.49	\$196.28	\$100.49	\$216.27	\$100.49
NRC - Add'l	USL	\$148.18	\$44.18	\$111.75	\$231.23	\$106.69	\$147.31	\$100.49	\$162.70	\$100.49
NRC - Disconnect Charge - 1st	USL	\$25.44	NA	NA	NA	\$20.00	\$26.56	NA	NA	NA
NRC - Disconnect Charge - Add'l	USL	\$20.42	NA	NA	NA	\$16.34	\$21.61	NA	NA	NA
NRC - Incremental Charge - Manual Service Order - 1st	USL	\$27.37	NA	\$18.94	NA	\$18.14	\$25.52	NA	\$39.63	NA
NRC - Incremental Charge - Manual Service Order - Add'l	USL	\$27.37	NA	\$18.94	NA	\$18.14	\$25.52	NA	\$39.63	NA
NRC - Incremental Charge - Manual Service Order - Disconnect - 1st	USL	\$12.97	NA	NA	NA	\$8.06	\$11.34	NA	NA	NA
NRC - Incremental Charge - Manual Service Order - Disconnect - Add'l	USL	\$12.97	NA	NA	NA	\$8.06	\$11.34	NA	NA	NA
Interoffice Transport - Dedicated - DS3										
Interoffice Transport - Dedicated - DS3 - per mile per month	UE3	NA	NA	NA	NA	NA	\$15.02	\$175.00	\$40.00	NA
Interoffice Transport - Dedicated - DS3 - facilities termination per month	UE3	NA	NA	NA	NA	NA	\$744.38	\$1,200.00	\$600.00	NA
NRC - 1st	UE3	NA	NA	NA	NA	NA	\$686.74	\$67.19	\$67.19	NA
NRC - Add'l	UE3	NA	NA	NA	NA	NA	\$477.76	\$67.19	\$67.19	NA

BELLSOUTH/Xspedius RATES
LOCAL INTERCONNECTION

		RATES BY STATE									
NRC - Disconnect Charge - 1st	UE3	NA	NA	NA	NA	NA	NA	\$125.56	NA	NA	NA
NRC - Disconnect Charge - Add'l	UE3	NA	NA	NA	NA	NA	NA	\$118.79	NA	NA	NA
NRC - Incremental Charge - Manual Service Order - 1st	UE3	NA	NA	NA	NA	NA	NA	\$64.97	NA	NA	NA
NRC - Incremental Charge - Manual Service Order - Add'l	UE3	NA	NA	NA	NA	NA	NA	\$64.97	NA	NA	NA
NRC - Incremental Charge - Manual Service Order - Disconnect - 1st	UE3	NA	NA	NA	NA	NA	NA	\$27.08	NA	NA	NA
NRC - Incremental Charge - Manual Service Order - Disconnect - Add'l	UE3	NA	NA	NA	NA	NA	NA	\$27.08	NA	NA	NA
Local Channel - Dedicated											
Local Channel - Dedicated - 2-Wire VG											
NRC - 1st	N/A	\$14.61	NA	\$13.91	NA	\$14.94	\$17.83	NA	\$16.83	NA	NA
NRC - Add'l	N/A	\$494.65	NA	\$362.95	NA	\$347.49	\$487.62	NA	\$554.00	NA	NA
NRC - Disconnect Charge - 1st	N/A	\$84.44	NA	\$62.40	NA	\$59.75	\$84.35	NA	\$88.58	NA	NA
NRC - Disconnect Charge - Add'l	N/A	\$77.81	NA	NA	NA	\$53.68	\$77.69	NA	NA	NA	NA
NRC - Incremental Charge - Manual Service Order - 1st	N/A	\$7.63	NA	NA	NA	\$6.60	\$8.95	NA	NA	NA	NA
NRC - Incremental Charge - Manual Service Order - Add'l	N/A	\$27.37	NA	\$18.94	NA	\$18.14	\$25.52	NA	\$43.75	NA	NA
NRC - Incremental Charge - Manual Service Order - Disconnect	N/A	\$18.73	NA	\$8.42	NA	\$8.06	\$11.34	NA	\$13.55	NA	NA
NRC - Incremental Charge - Manual Service Order - Disconnect	N/A	\$17.75	NA	NA	NA	\$11.40	\$16.05	NA	NA	NA	NA
Local Channel - Dedicated - 4-Wire VG											
NRC - 1st	N/A	\$15.77	NA	\$14.99	NA	\$16.21	\$19.03	NA	\$18.05	NA	NA
NRC - Add'l	N/A	\$502.43	NA	\$368.44	NA	\$352.75	\$495.25	NA	\$562.46	NA	NA
NRC - Disconnect Charge - 1st	N/A	\$86.68	NA	\$64.05	NA	\$61.33	\$86.56	NA	\$91.57	NA	NA
NRC - Disconnect Charge - Add'l	N/A	\$78.71	NA	NA	NA	\$54.36	\$78.58	NA	NA	NA	NA
NRC - Incremental Charge - Manual Service Order - 1st	N/A	\$8.53	NA	NA	NA	\$7.28	\$9.84	NA	NA	NA	NA
NRC - Incremental Charge - Manual Service Order - Add'l	N/A	\$27.37	NA	\$18.94	NA	\$18.14	\$25.52	NA	\$43.75	NA	NA
NRC - Incremental Charge - Manual Service Order - Disconnect	N/A	\$18.73	NA	\$8.42	NA	\$8.06	\$11.34	NA	\$13.55	NA	NA
NRC - Incremental Charge - Manual Service Order - Disconnect	N/A	\$17.75	NA	NA	NA	\$11.40	\$16.05	NA	NA	NA	NA
Local Channel - Dedicated - DS1											
NRC - 1st	N/A	\$35.52	\$44.35	\$38.36	NA	\$43.80	\$38.91	NA	\$37.20	\$133.81	NA
NRC - Add'l	N/A	\$503.57	\$246.50	\$356.15	NA	\$348.56	\$494.83	NA	\$534.81	\$868.97	NA
NRC - Disconnect Charge - 1st	N/A	\$442.84	\$230.49	\$312.89	NA	\$300.30	\$435.28	NA	\$462.81	\$486.83	NA
NRC - Disconnect Charge - Add'l	N/A	\$46.28	NA	NA	NA	\$24.15	\$46.85	NA	NA	NA	NA
NRC - Incremental Charge - Manual Service Order - 1st	N/A	\$32.18	NA	NA	NA	\$21.31	\$33.02	NA	NA	NA	NA
NRC - Incremental Charge - Manual Service Order - Add'l	N/A	\$61.95	NA	\$44.22	NA	\$42.34	\$59.58	NA	\$87.99	NA	NA
NRC - Incremental Charge - Manual Service Order - Disconnect	N/A	NA	NA	NA	NA	NA	NA	NA	\$3.11	NA	NA
NRC - Incremental Charge - Manual Service Order - Disconnect	N/A	\$29.27	NA	NA	NA	\$19.48	\$27.41	NA	NA	NA	NA
Local Channel - Dedicated - DS3											
NRC - 1st	N/A	NA	NA	NA	NA	NA	\$526.67	NA	NA	NA	NA
NRC - Add'l	N/A	NA	NA	NA	NA	NA	\$493.71	NA	NA	NA	NA
NRC - Disconnect Charge - 1st	N/A	NA	NA	NA	NA	NA	\$42.41	NA	NA	NA	NA
NRC - Disconnect Charge - Add'l	N/A	NA	NA	NA	NA	NA	\$40.87	NA	NA	NA	NA
NRC - Incremental Charge - Manual Service Order - 1st	N/A	NA	NA	NA	NA	NA	\$31.49	NA	NA	NA	NA
NRC - Incremental Charge - Manual Service Order - Add'l	N/A	NA	NA	NA	NA	NA	\$31.49	NA	NA	NA	NA
NRC - Incremental Charge - Manual Service Order - Disconnect - 1st	N/A	NA	NA	NA	NA	NA	\$25.35	NA	NA	NA	NA
NRC - Incremental Charge - Manual Service Order - Disconnect - Add'l	N/A	NA	NA	NA	NA	NA	\$25.35	NA	NA	NA	NA

NOTES:

If no rate is identified in the contract, the rate for the specific service or function will be as set forth in applicable BellSouth tariff or as negotiated by the parties upon request by either party.

Attachment 4
Physical Collocation

PHYSICAL COLLOCATION

1. SCOPE OF ATTACHMENT

- 1.1 Scope of Attachment. The rates, terms, and conditions contained within this Attachment shall only apply when Xspedius is occupying the collocation space as a sole occupant or as a Host pursuant to Section 4.
- 1.2 Right to Occupy. Subject to Section 4 of this Attachment, BellSouth hereby grants to Xspedius a right to occupy that certain area designated by BellSouth within a BellSouth Premises, of a size which is specified by Xspedius and agreed to by BellSouth (hereinafter "Collocation Space").

Premises is defined as BellSouth's central offices and serving wire centers, as well as all buildings or similar structures owned or leased by BellSouth that house its network facilities, and all structures that house BellSouth facilities on public rights-of-way, including but not limited to vaults containing loop concentrators or similar structures.

To the extent this Attachment does not include all the necessary rates, terms and conditions for BellSouth Premises other than BellSouth Central Offices, the Parties will negotiate said rates, terms, and conditions in accordance with the Bona Fide Request process specified in Attachment 12 of this Agreement. Notwithstanding the foregoing, BellSouth shall consider in its designation for cageless collocation any unused space within the BellSouth Premises. The size specified by Xspedius may contemplate a request for space sufficient to accommodate Xspedius's growth within a two year period unless otherwise agreed to by the Parties.

- 1.2.1 Space Reclamation. In the event of space exhaust within a BellSouth Premises, Xspedius may be required to release space to BellSouth to be allocated to other physical collocation applicants when 100% of the total amount of space is not being utilized by the end of the second year of operation.
- 1.3 Use of Space. Xspedius shall use the Collocation Space for the purposes of installing, maintaining and operating Xspedius's equipment (to include testing and monitoring equipment) used or useful primarily to interconnect with BellSouth services and facilities, including access to unbundled network elements, for the provision of Telecommunications Services. Pursuant to Section 5 following, Xspedius may at its option, place Xspedius owned or leased entrance facilities to the Collocation Space. In addition to, and not in lieu of, interconnection to BellSouth services and facilities, Xspedius may connect to other interconnectors within the designated BellSouth Premises (including to its other Virtual or Physical Collocation arrangements) through co-carrier cross connect facilities designated by Xspedius pursuant to Section 5 following. The Collocation Space may be used for any purpose consistent with FCC Rules and

Orders regarding use of the ILECs premises and generic state Commission Orders that are not in conflict therewith.

- 1.4 Rates and Charges. Xspedius agrees to pay the rates and charges identified at Exhibit A attached hereto.

2. SPACE NOTIFICATION

- 2.1 Availability of Space. Upon submission of an application pursuant to Section 6, BellSouth will permit Xspedius to physically collocate, pursuant to the terms of this Attachment, at any BellSouth Premises, unless there is no space available due to space limitations or no space available due to technical infeasibility. BellSouth will respond to an application within ten (10) business days as to whether space is available or not available within a BellSouth Premises.
- 2.2 Reporting. Upon request from Xspedius, BellSouth will provide a written report specifying the amount of Collocation Space available at Premises requested, the number of collocators present at the Premises, any modifications in the use of the space since the last report or the Premises requested and the measures BellSouth is taking to make additional space available for collocation arrangements.
 - 2.2.1 The request from Xspedius must be written and must include the Premises and Common Language Location Identification (CLLI) code of the Premises. If applicable, information regarding central office premises and CLLI code is located in the National Exchange Carriers Association (NECA) Tariff FCC No. 4.
 - 2.2.2 BellSouth will respond to a request for such a report for a particular Premises location within ten (10) business days of receipt of such request. BellSouth will make best efforts to respond in ten (10) business days to such a request when the request includes up to and including five (5) Premises locations within the same state. The response time for requests of more than five (5) shall be negotiated between the Parties, but BellSouth shall use best efforts to respond within thirty (30) days. If BellSouth cannot meet the specified response times, BellSouth shall notify Xspedius and inform Xspedius of the time frame under which it can respond.
- 2.3 Denial of Application. After notifying Xspedius that BellSouth has no available space in the requested Central Office ("Denial of Application"), BellSouth will allow Xspedius, upon request, to tour the entire Central Office within ten (10) business days of such Denial of Application. In order to schedule said tour within ten (10) business days, the request for a tour of the Central Office must be received by BellSouth within five (5) business days of Xspedius's receipt of the Denial of Application.
- 2.4 Filing of Petition for Waiver. Upon Denial of Application BellSouth will timely file a petition with the Commission pursuant to 47 U.S.C. § 251(c)(6), and the FCC's

rules. Such petition shall include detailed floor plans or diagrams of the BellSouth Premises.

- 2.5 Waiting List. On a first come first served basis, BellSouth will maintain a waiting list of requesting carriers who have either received a Denial of Application or, where it is publicly known that the Premises is out of space, have submitted a Letter of Intent to collocate. BellSouth will notify the Telecommunications Carriers on the waiting list when space becomes available according to how much space becomes available and the position of Telecommunications Carrier on said waiting list. Upon request, BellSouth will advise Xspedius as to its position on the list.
- 2.6 Public Notification. BellSouth will maintain on its Interconnection Services website a notification document that will indicate all Central Office Premises that are without available space. BellSouth shall update such document within ten (10) business days of the Denial of Application date. BellSouth will also post a document on its Interconnection Services website that contains a general notice where space has become available in a Central Office previously on the space exhaust list. BellSouth shall allocate said available space pursuant to the waiting list referenced in Section 2.5.
- 2.7 State Agency Procedures. Notwithstanding the foregoing, should any state regulatory agency impose a procedure different than procedures set forth in this section, that procedure shall supersede the requirements set forth herein, provided that such state agency procedures are not in conflict with FCC rules and Orders.

3. COLLOCATION OPTIONS

- 3.1 Cageless. BellSouth shall allow Xspedius to collocate Xspedius's equipment and facilities without requiring the construction of a cage or similar structure and without requiring the creation of a separate entrance to the Collocation Space. BellSouth shall allow Xspedius to have direct access to its equipment and facilities but may require Xspedius to use a central entrance to the BellSouth Premises. BellSouth shall make cageless collocation available in single bay increments pursuant to Section 7.

Except where Xspedius's equipment requires special technical considerations (e.g., special cable racking, isolated ground plane), BellSouth shall assign cageless Collocation Space in conventional equipment rack lineups where technically feasible on a space-available basis, in accordance with the FCC's Rules. For equipment requiring special technical considerations, Xspedius must provide the equipment layout, including spatial dimensions for such equipment pursuant to generic requirements contained in BellCore (Telcordia) GR-63-Core and shall be responsible for constructing all special technical requirements associated with such equipment pursuant to Section 6.5 following.

- 3.2 Caged Enclosures. BellSouth shall authorize the enclosure of Xspedius's equipment and facilities at Xspedius's option. Xspedius, at its sole expense, must arrange with a BellSouth certified contractor to construct a collocation

arrangement enclosure in accordance with BellSouth's guidelines and specifications ("BellSouth Guidelines") provided that such BellSouth Guidelines are reasonable, nondiscriminatory, and consistent with applicable laws, rules and Orders. BellSouth will provide BellSouth Guidelines upon request. Where local building codes require enclosure specifications more stringent than BellSouth's standard enclosure specification, Xspedius and Xspedius's BellSouth certified contractor must comply with such applicable and enforceable building code requirements to the same extent BellSouth complies with such building code requirements. Xspedius's BellSouth certified contractor shall be responsible for filing and receiving any and all necessary permits and/or licenses for such construction. The Certified Vendor shall bill Xspedius directly for all work performed for Xspedius pursuant to this Attachment and BellSouth shall have no liability for nor responsibility to pay such charges imposed by the Certified Vendor. Xspedius must provide the local BellSouth building contact with two Access Keys used to enter the locked enclosure. Except in case of emergency, BellSouth will not access Xspedius's locked enclosure prior to notifying Xspedius.

3.2.1 BellSouth has the right to review Xspedius's plans and specifications prior to allowing construction to start. BellSouth has the right to inspect the enclosure after construction to make sure it is designed and constructed according to BellSouth's Guidelines and to require Xspedius to remove or correct at Xspedius's cost any structure that does not meet these standards.

3.3 Shared Collocation. Xspedius may allow other Telecommunications Carriers to sublease, license or otherwise share Xspedius's caged collocation arrangement pursuant to terms and conditions agreed to by Xspedius ("Host") and other Telecommunications Carriers ("Guests") and pursuant to this section except where BellSouth Premises is located within a leased space and BellSouth is not authorized by the lessor to offer such an option. Xspedius shall provide written notification within ten (10) business days of execution of any such agreement. Such notification shall identify the Guest and shall include appropriate contact information for the Guest.

3.3.1 A shared collocation cage is a caged collocation space shared by two or more competitive LECs pursuant to terms and conditions agreed to by the competitive LECs. In making shared cage arrangements available, BellSouth may not increase the cost of site preparation or nonrecurring charges above the cost for provisioning such a cage of similar dimensions and material to a single collocating party. In addition, the incumbent must prorate the charge for site conditioning and preparation undertaken by the incumbent to construct the shared collocation cage or condition the space for collocation use, regardless of how many carriers actually collocate in that cage, by determining the total charge for site preparation and allocating that charge to a collocating carrier based on the percentage of the total space utilized by that carrier. BellSouth must make shared collocation available in single-bay increments or their equivalent, *i.e.*, a competing carrier can purchase space in increments small enough to collocate a single rack, or bay, of equipment.

- 3.3.2 Xspedius shall be the sole interface and responsible party to BellSouth for the purpose of submitting applications for initial and additional equipment placements of Guest; for assessment of rates and charges contained within this Attachment; and for the purposes of ensuring that the safety and security requirements of this Attachment are fully complied with by the Guest, its employees and agents. The initial Guest application shall require the assessment of an Application Fee, as set forth in Exhibit A. Notwithstanding the foregoing, Guest may arrange directly with BellSouth for the provision of the interconnecting facilities between BellSouth and Guest and for the provisions of the services and access to unbundled network elements.
- 3.3.3 Xspedius shall indemnify and hold harmless BellSouth from any and all claims, actions, causes of action, of whatever kind or nature arising out of the presence of Xspedius's Guests in the Collocation Space, according to the terms of Section 19 of the General Terms and Conditions.

Xspedius and Xspedius's Guest(s) shall maintain, throughout the term of this Agreement, the insurance coverage required under Section 8 of this Attachment and shall name BellSouth as an additional insured in all such policies as set forth in Section 8 hereof. In the event Xspedius's Guest(s) fails to maintain such insurance as specified and/or to name BellSouth as an additional insured, Xspedius shall indemnify and hold harmless BellSouth from any and all claims, actions, and causes of action, of whatever kind or nature, arising out of the presence of Xspedius's Guest(s) in the Collocation Space.

4. OCCUPANCY

- 4.1 Commencement Date. The "Commencement Date" shall be the day Xspedius's equipment becomes operational as described in Section 4.2, following.
- 4.2 Occupancy. BellSouth will notify Xspedius in writing that the Collocation Space is ready for occupancy. Xspedius must place operational telecommunications equipment in the Collocation Space and connect with BellSouth's network within one hundred eighty (180) days after receipt of such notice. Xspedius must notify BellSouth in writing that collocation equipment installation is complete and is operational with BellSouth's network. BellSouth may, at its option, not accept orders for interconnected service until receipt of such notice. If Xspedius fails to place operational telecommunications equipment in the Collocation Space within 180 calendar days and such failure continues for a period of thirty (30) days after receipt of written notice from BellSouth, then and in that event Xspedius's right to occupy the Collocation Space terminates and BellSouth shall have no further obligations to Xspedius with respect to said Collocation Space. Termination of Xspedius's rights to the Collocation Space pursuant to this paragraph shall not operate to release Xspedius from its obligation to reimburse BellSouth for all costs reasonably incurred by BellSouth in preparing the Collocation Space, but rather such obligation shall survive this Attachment. For purposes of this paragraph, Xspedius's telecommunications equipment will be deemed

operational when cross-connected to BellSouth's network for the purpose of service provision.

- 4.3 Termination. Except where otherwise agreed to by the Parties, Xspedius may terminate occupancy in a particular Collocation Space upon thirty (30) days' prior written notice to BellSouth. Upon termination of such occupancy, Xspedius at its expense shall remove its equipment and other property from the Collocation Space. Xspedius shall have thirty (30) days from the termination date to complete such removal, including the removal of all equipment and facilities of Xspedius's Guests; provided, however, that Xspedius shall continue payment of monthly fees to BellSouth until such date as Xspedius has fully vacated the Collocation Space. Should Xspedius fail to vacate the Collocation Space within thirty (30) days from the termination date, BellSouth shall have the right to remove the equipment and other property of Xspedius at Xspedius's expense and with no liability for damage or injury to Xspedius's property unless caused by the gross negligence or intentional misconduct of BellSouth. Upon expiration of Xspedius's Collocation Arrangement(s) pursuant to this Attachment, Xspedius shall surrender the Collocation Space to BellSouth in the same condition as when first occupied by the Xspedius except for ordinary wear and tear. Xspedius shall be responsible for the cost of removing any enclosure, together with all support structures (e.g., racking, conduits), of an Adjacent Collocation arrangement at the termination of occupancy and restoring the grounds to their original condition.

5. USE OF COLLOCATION SPACE

- 5.1 Equipment Type. BellSouth shall permit the collocation of any type of equipment used or useful for interconnection or access to unbundled network elements. Whenever BellSouth objects to collocation of equipment by Xspedius for the purposes within the scope of section 251(c)(6) of the Act, BellSouth shall prove to the state commission that the equipment will not be actually used by Xspedius for the purpose of obtaining interconnection or access to unbundled network elements.

BellSouth may not object to the collocation of equipment on the grounds that the equipment does not comply with safety or engineering standards that are more stringent than the safety or engineering standards than BellSouth applies to its own equipment. BellSouth may not object to the collocation of equipment on the ground that the equipment fails to comply with National Equipment and Building Specifications performance standards.

If BellSouth denies collocation of Xspedius's equipment, citing safety standards, BellSouth must provide to Xspedius within five (5) business days of the denial, a list of all equipment that BellSouth locates within the central office premises in question, together with an affidavit attesting that all of that equipment meets or exceeds the safety standard that BellSouth contends Xspedius's equipment fails to meet.

Equipment used for interconnection and access to unbundled network elements includes, but is not limited to: (1) Transmission equipment including, but not

limited to, optical terminating equipment and multiplexers, (2) Equipment being collocated to terminate basic transmission facilities pursuant to §§ 64.1401 and 64.1402 of Title 47 of the Code of Federal Regulations as of August 1, 1996, and (3) Digital subscriber line access multiplexers, routers, asynchronous transfer mode multiplexers, and remote switching modules.

Nothing in this section requires BellSouth to permit collocation of equipment used solely for switching or solely to provide enhanced services; provided, however, that BellSouth may not place any limitations on the ability of Xspedius to use all the features, functions, and capabilities of equipment collocated pursuant to the above, including, but not limited to, switching and routing features and functions and enhanced services functionalities.

5.1.1 Xspedius shall not use the Collocation Space for marketing purposes nor shall it place any identifying signs or markings in the area surrounding the Collocation Space or on the grounds of the BellSouth Premises.

5.1.2 Xspedius shall place a plaque or other identification affixed to Xspedius's equipment necessary to identify Xspedius's equipment, including a list of emergency contacts with telephone numbers.

5.2 Entrance Facilities. Xspedius may elect to place Xspedius owned or Xspedius leased fiber entrance facilities into the Collocation Space. BellSouth will designate the point of interconnection in close proximity to the Premises building housing the Collocation Space, such as an entrance manhole or a cable vault which are physically accessible by both parties. Xspedius will provide and place cable at the point of interconnection of sufficient length to be pulled through conduit and into the splice location. Xspedius will provide and install a sufficient length of fire retardant riser cable, to which the entrance cable will be spliced, which will extend from the splice location to the Xspedius's equipment in the Collocation Space. In the event Xspedius utilizes a non-metallic, riser-type entrance facility, a splice will not be required. Xspedius must contact BellSouth for instructions prior to placing the entrance facility cable in the manhole. Xspedius is responsible for maintenance of the entrance facilities.

5.2.1 Dual Entrance. BellSouth will provide at least two interconnection points at each BellSouth Premises where there are at least two such interconnection points available and where capacity exists. Upon receipt of a request for Physical Collocation under this Attachment, BellSouth shall provide Xspedius with information regarding BellSouth's capacity to accommodate dual entrance facilities. If conduit in the serving manhole(s) is available and is not reserved for another purpose for utilization within 12 months of the receipt of an application for collocation, BellSouth will make the requested conduit space available for installing a second entrance facility to Xspedius's arrangement. The location of the serving manhole(s) will be determined at the reasonable and nondiscriminatory discretion of BellSouth. Where dual entrance is not available due to lack of capacity, BellSouth will so state in the Application

Response. BellSouth shall not deny a collocation application solely for the reason that dual entrance facilities are not available.

- 5.2.2 Shared Use. Xspedius may utilize spare capacity on an existing interconnector entrance facility for the purpose of providing an entrance facility to another Xspedius collocation arrangement within the same BellSouth Premises. Xspedius must arrange with BellSouth for BellSouth to splice the utilized entrance facility capacity to Xspedius provided riser cable.
- 5.3 Splicing in the Entrance Manhole. Should Xspedius request a splice to occur in the entrance manhole(s), BellSouth shall grant such a request, provided that BellSouth will not unreasonably withhold approval of requests to make such a splice where technically feasible. When the request for a splice is granted to Xspedius by BellSouth, Xspedius shall ensure its employees or agents entering and/or performing work in the entrance manhole(s) are trained and comply with BellSouth procedures and OSHA requirements regarding access to manholes and that BellSouth personnel are notified and present for all entrances and work performed in the entrance manhole(s). Manhole covers shall be properly closed and secured at the conclusion of entry and/or work. Advance notification to BellSouth shall occur at a minimum of 48 hours prior to desired entry for normal work activities and at a minimum of 2 hours prior to desired entry in an out of service condition.
- 5.4 Demarcation Point. BellSouth will designate the point(s) of interconnection between Xspedius's equipment and/or network and BellSouth's network. BellSouth shall designate the closest demarcation point available. Each party will be responsible for maintenance and operation of all equipment/facilities on its side of the demarcation point. For 2-wire and 4-wire connections to BellSouth's network, the demarcation point shall be a common block on the BellSouth designated conventional distributing frame. Xspedius shall be responsible for providing, and Xspedius's BellSouth Certified Vendor shall be responsible for installing and properly labeling/stenciling, the common block, and necessary cabling. For all other terminations BellSouth shall designate a demarcation point on a per arrangement basis. Xspedius or its agent must perform all required maintenance to equipment/facilities on its side of the demarcation point, pursuant to Subsection 5.5, following, and may self-provision cross-connects that may be required within the collocation space to activate service requests. At Xspedius's option, a Point of Termination (POT) bay or frame may be placed in the Collocation Space.
- 5.5 Xspedius's Equipment and Facilities. Xspedius, or if required by this Attachment, Xspedius's BellSouth Certified Vendor, is solely responsible for the design, engineering, installation, testing, provisioning, monitoring, maintenance and repair of the equipment and facilities used by Xspedius. Such equipment and facilities may include but are not limited to cable(s); equipment; and point of termination connections.
- 5.6 Co-Carrier Cross-connect. In addition to, and not in lieu of, obtaining interconnection with, or access to, BellSouth telecommunications services,

unbundled network elements, and facilities, Xspedius may directly connect to other Interconnectors within the designated BellSouth Premises (including to its other virtual or physical collocated arrangements) through facilities owned by Xspedius or through BellSouth facilities designated by Xspedius, at Xspedius's option. Such connections to other carriers may be made using either optical or electrical facilities. Xspedius may deploy such optical or electrical connections directly between its own facilities and the facilities of other interconnector(s) without being routed through BellSouth equipment. BellSouth shall permit such connections with third-party carriers at any time during the term of this agreement.

5.6.1 If Xspedius requests a co-Carrier cross-connect after the initial installation, Xspedius must submit an application with a Subsequent Application Fee. Xspedius must use a Certified Vendor to place the co-Carrier cross connect, except in cases where the Xspedius equipment and the equipment of the other interconnector are located within contiguous collocation spaces. In cases where Xspedius's equipment and the equipment of the other interconnector are located in contiguous collocation spaces, Xspedius will have the option to deploy the co-Carrier cross connects between the sets of equipment. Where cable support structure exists for such connection there will be a recurring charge per linear foot of support structure used. When cable support structures do not exist and must be constructed a non-recurring charge for the individual case will be assessed.

5.7 Right to Access Collocation Space. From time to time BellSouth may require access to the Collocation Space. BellSouth retains the right to access such space for the purpose of making BellSouth equipment and building modifications (e.g., running, altering or removing racking, ducts, electrical wiring, HVAC, and cables). BellSouth will give reasonable notice to Xspedius when access to the Collocation Space is required. Xspedius may elect to be present whenever BellSouth performs work in the Collocation Space. The Parties agree that Xspedius will not bear any of the expense associated with this work.

5.8 Access. Pursuant to Section 11, Xspedius shall have unescorted access to the Collocation Space twenty-four (24) hours a day, seven (7) days a week. Xspedius agrees to provide the name and one of the following: social security number, date of birth, or drivers license number of each employee, contractor, or agent provided with Access Keys or cards ("Access Keys") prior to the issuance of said Access Keys. Access Keys shall not be duplicated under any circumstances. Xspedius agrees to be responsible for all Access Keys and for the return of all said Access Keys in the possession of Xspedius employees, contractors, Guests or agents after termination of the employment relationship, contractual obligation with Xspedius or upon the termination of this Attachment or the termination of occupancy of an individual collocation arrangement.

5.8.1 Lost or Stolen Access Keys. Xspedius shall notify BellSouth in writing immediately in the case of lost or stolen Access Keys. Xspedius will reimburse BellSouth for the cost of replacing Access Key(s) lost or stolen. Should it become necessary for BellSouth to re-key buildings as

a result of a lost Access Key(s) or for failure to return an Access Key(s), Xspedius shall pay for all reasonable costs directly associated with the re-keying.

- 5.9 Interference or Impairment. Notwithstanding any other provisions of this Attachment, equipment and facilities placed in the Collocation Space shall not interfere with or impair service provided by BellSouth or by any other Interconnector located in the Premises; shall not endanger or damage the facilities of BellSouth or of any other Interconnector, the Collocation Space, or the Premises; shall not compromise the privacy of any communications carried in, from, or through the Premises; and shall not create an unreasonable risk of injury or death to any individual or to the public.

BellSouth shall not treat equipment deployed by Xspedius as interfering with or impairing service provided by BellSouth or another interconnector solely on the basis that such equipment is of a different type that has not previously been utilized in a BellSouth Premise.

If BellSouth determines in a reasonable and nondiscriminatory manner that any equipment or facilities of violates the provisions of this paragraph, BellSouth shall give written notice to Xspedius, which notice shall direct Xspedius to cure the violation within forty-eight (48) hours of Xspedius's actual receipt of written notice or, at a minimum, to commence curative measures within twenty-four (24) hours and to exercise reasonable diligence to complete such measures as soon as possible thereafter. After receipt of the notice, the Parties agree to consult immediately and, if necessary, to inspect the arrangement. The Parties will act in good faith and in a cooperative manner to determine or isolate the source of the interference or impairment.

- 5.10 Personalty and its Removal. Subject to requirements of this Attachment, Xspedius may place or install in or on the Collocation Space such facilities and equipment, including storage for and spare equipment, as it deems desirable for the conduct of business; provided that such equipment is telecommunications equipment, does not violate floor loading requirements, imposes or could impose or contains or could contain environmental conditions or hazards. Personal property, facilities and equipment placed by Xspedius in the Collocation Space shall not become a part of the Collocation Space, even if nailed, screwed or otherwise fastened to the Collocation Space, but shall retain their status as personalty and may be removed by Xspedius at any time. Any damage caused to the Collocation Space by Xspedius's employees, agents or representatives during the removal of such property shall be promptly repaired by Xspedius at its expense.

- 5.11 Alterations. In no case shall Xspedius or any person acting on behalf of Xspedius make any rearrangement, modification, improvement, addition, repair, or other alteration to the Collocation Space or the BellSouth Central Office without the written consent of BellSouth, which consent shall not be unreasonably withheld. The cost of any such specialized alterations shall be paid by Xspedius.

- 5.12 Janitorial Service. Xspedius is responsible for keeping its Caged Collocation Space free of debris and in good order. Xspedius may elect to contract with a BellSouth certified vendor for the general upkeep and cleaning of the Caged Collocation Space. Xspedius shall arrange directly with the certified vendor for such janitorial services. BellSouth shall provide a list of such contractors on a site-specific basis upon request.

6. ORDERING AND PREPARATION OF COLLOCATION SPACE

- 6.1 Application for Space. Xspedius shall submit an application document when Xspedius, or Xspedius's Guest(s), as defined in Section 3.3, desires to request or modify the use of the Collocation Space.

6.1.1 Initial Application. For Xspedius's or Xspedius's Guest(s) initial equipment placement, Xspedius shall submit to BellSouth a complete and accurate Application and Inquiry document (Bona Fide Application), together with payment of the Application Fee as stated in Exhibit A. The Bona Fide Application shall contain a detailed description and schematic drawing of the equipment to be placed in Xspedius's Collocation Space(s) and an estimate of the amount of square footage required.

6.1.2 Subsequent Application Fee. In the event Xspedius or Xspedius's Guest(s) desire to modify the use of the Collocation Space, Xspedius shall complete an Application document detailing all information regarding the modification to the Collocation Space together with payment of the minimum Subsequent Application Fee as stated in Exhibit A. Said minimum Subsequent Application Fee shall be considered a partial payment of the applicable Subsequent Application Fee, which shall be calculated as set forth below. BellSouth shall determine what modifications, if any, to the Premises are required to accommodate the change requested by Xspedius in the Application. Such necessary modifications to the Premises may include but are not limited to, floor loading changes, changes necessary to meet HVAC requirements, changes to power plant requirements, and equipment additions. The fee paid by Xspedius for its request to modify the use of the Collocation Space shall be dependent upon the modification requested. Where the subsequent application does not require provisioning or construction work by BellSouth, no Subsequent Application Fee will be required and the pre-paid fee shall be refunded to Xspedius. The fee for an application where the modification requested has limited effect (e.g., does not require capital expenditure by BellSouth) shall be the Subsequent Application Fee as set forth in Exhibit A. All other modifications shall require a Subsequent Application Fee assessed at the applicable application fee. In the event such modifications require the assessment of a full Application Fee as set forth in Exhibit A, the outstanding balance shall be due by Xspedius within thirty (30) calendar days following Xspedius's receipt of a bill or invoice from BellSouth.

- 6.2 Application Response. In addition to the notice of space availability pursuant to Section 2.1, BellSouth will respond within ten (10) business days of receipt of an

Application whether the Application is Bona Fide, and if it is not Bona Fide, the items necessary to cause the Application to become Bona Fide. When space has been determined to be available, BellSouth will provide a comprehensive written response within thirty (30) business days of receipt of a complete application. When multiple applications are submitted within a fifteen (15) business day window, BellSouth will respond to the applications as soon as possible on a non-discriminatory basis, but no later than the following: within thirty (30) business days for applications 1-5; within thirty-six (36) business days for applications 6-10; within forty-two (42) business days for applications 11-15; within forty-five (45) business days for more than 15 applications.

The Application Response will detail whether the amount of space requested is available or if the amount of space requested is not available, the amount of space that is available. The response will also include the configuration of the space.

When BellSouth's response includes an amount of space less than that requested by Xspedius or differently configured, Xspedius must amend its application to reflect the actual space available prior to submitting a Bona Fide Firm Order. Such amendment by Xspedius will not require a supplemental application fee.

6.3 Bona Fide Firm Order. Xspedius shall indicate its intent to proceed with equipment installation in a BellSouth Central Office by submitting a Bona Fide Firm Order to BellSouth. A Bona Fide Firm Order requires Xspedius to complete the Application/Inquiry process described in Subsection 6.1, preceding, and submit the Expanded Interconnection Bona Fide Firm Order document (BSTEI-1P-F) indicating acceptance of the written application response provided by BellSouth ("Bona Fide Firm Order") and all appropriate fees. The Bona Fide Firm Order must be received by BellSouth no later than thirty (30) calendar days after BellSouth's response to Xspedius's Application/Inquiry. If Xspedius makes changes to its application in light of BellSouth's written Application Response, BellSouth will be required to re-evaluate and respond to the change(s). In this event, BellSouth's provisioning interval will not start until the re-evaluation and response to the change(s) is complete and the Bona Fide Firm Order is received by BellSouth and all appropriate fees and duties have been executed. If BellSouth needs to reevaluate Xspedius's application as a result of changes requested by Xspedius to Xspedius's original application, then BellSouth will charge Xspedius a fee based upon the additional engineering hours required to do the reassessment.

6.3.1 BellSouth will establish a firm order date, per request, based upon the date BellSouth is in receipt of a Bona Fide Firm Order. BellSouth will acknowledge the receipt of Xspedius's Bona Fide Firm Order within five (5) business days of receipt indicating that the Bona Fide Firm Order has been received. A BellSouth response to a Bona Fide Firm Order will include a Firm Order Confirmation containing the firm order date.

6.3.2 BellSouth will permit one accompanied site visit to Xspedius's designated collocation arrangement location after receipt of the Bona Fide Firm

Order and prior to completing the Security Training requirements without charge to Xspedius.

6.3.3 Space preparation for the Collocation Space will not begin until BellSouth receives the Bona Fide Firm Order and all applicable fees.

6.3.4 Xspedius must submit to BellSouth the completed Access Control Request Form (RF-2906-C) for all employees or agents requiring access to the BellSouth Central Office a minimum of thirty (30) calendar days prior to the date Xspedius desires access to the Collocation Space.

6.4 Construction and Provisioning Intervals. BellSouth shall complete construction and provisioning intervals per request on an individual case basis. Excluding the time interval required to secure the appropriate government licenses and permits, BellSouth will use best efforts to complete construction for collocation arrangements under ordinary conditions as soon as possible and within a maximum of 90 business days from receipt of a complete and accurate Bona Fide Firm Order. Ordinary conditions are defined as space available with only minor changes to support systems required, such as but not limited to, HVAC, cabling and the power plant(s). Excluding the time interval required to secure the appropriate government licenses and permits, BellSouth will use best efforts to complete construction of all other collocation space ("extraordinary conditions") within 130 business days of the receipt of a complete and accurate Bona Fide Firm Order. Extraordinary conditions are defined to include but are not limited to major BellSouth equipment rearrangement or addition; power plant addition or upgrade; major mechanical addition or upgrade; major upgrade for ADA compliance; environmental hazard or hazardous materials abatement.

6.4.1 Joint Planning Meeting. Unless otherwise agreed to by the Parties, a joint planning meeting or other method of joint planning between BellSouth and Xspedius will commence within a maximum of fifteen (15) business days from BellSouth's receipt of a Bona Fide Firm Order and the payment of the agreed upon fees. At such meeting, the Parties will agree to the preliminary design of the Collocation Space and the equipment configuration requirements as reflected in the Application and affirmed in the Bona Fide Firm Order. The Collocation Space Completion time period will be provided to Xspedius during the joint planning meeting or as soon as possible thereafter. BellSouth will complete all design work following the joint planning meeting.

6.4.2 Permits. Each Party or its agents will diligently pursue filing for the permits required for the scope of work to be performed by that Party or its agents within seven (7) business days of the completion of finalized construction designs and specifications.

6.4.3 Acceptance Walk Through. Xspedius and BellSouth will complete an acceptance walk through of each Collocation Space requested from BellSouth by Xspedius . BellSouth will correct any deviations to Xspedius's original or jointly amended requirements within five (5)

business days after the walk through, unless the Parties jointly agree upon a different time frame.

- 6.5 Use of Certified Vendor. Xspedius shall select a vendor which has been approved as a BellSouth Certified Vendor to perform all engineering and installation work required in the Collocation Space, or utilize its own employees to perform such work provided that Xspedius has been certified by BellSouth to perform such work. In some cases, Xspedius must select separate BellSouth Certified Vendors for transmission equipment, switching equipment and power equipment. BellSouth shall provide Xspedius with a list of Certified Vendors and a statement of the criteria to qualify Certified Vendor, upon request. BellSouth shall not unreasonably withhold approval of any contractor proposed by Xspedius that meets the standard BellSouth criteria. The Certified Vendor(s) shall be responsible for installing Xspedius's equipment and components, installing co-carrier cross connects, extending power cabling to the BellSouth power distribution frame, performing operational tests after installation is complete, and notifying BellSouth's equipment engineers and Xspedius upon successful completion of installation. The Certified Vendor shall bill Xspedius directly for all work performed for Xspedius pursuant to this Attachment and BellSouth shall have no liability for nor responsibility to pay such charges imposed by the Certified Vendor. BellSouth shall consider certifying Xspedius or any vendor proposed by Xspedius.
- 6.6 Alarm and Monitoring. BellSouth shall place environmental alarms in the Central Office for the protection of BellSouth equipment and facilities. Xspedius shall be responsible for placement, monitoring and removal of environmental and equipment alarms used to service Xspedius's Collocation Space. Upon request, BellSouth will provide Xspedius with applicable tariffed services(s) to facilitate remote monitoring of collocated equipment by Xspedius. Both parties shall use best efforts to notify the other of any verified environmental hazard known to that party. The parties agree to utilize and adhere to the Environmental Hazard Guidelines identified as Exhibit B attached hereto.
- 6.7 Basic Telephone Service. Upon request of Xspedius, BellSouth will provide basic telephone service to the Collocation Space under the rates, terms and conditions of the current tariff offering for the service requested.
- 6.8 Space Preparation. BellSouth shall pro-rate the costs of any renovation or upgrade to Central Office space or support mechanisms which is required to accommodate Physical Collocation. Xspedius's pro rated share will be calculated by multiplying such cost by a percentage equal to the amount of square footage occupied by Xspedius divided by the total Central Office square footage receiving renovation or upgrade. For this section, support mechanisms provided by BellSouth may include, but not be limited to heating/ventilation/air conditioning (HVAC) equipment, HVAC duct work, cable support structure, fire wall(s), mechanical upgrade, asbestos abatement, or ground plane addition. Such renovation or upgrade will be evaluated and the charges assessed on a per Central Office basis. BellSouth will reimburse Xspedius in an amount equal to Xspedius reasonable, demonstrative and mitigated expenditures incurred as

a direct result of delays to the completion and turnover dates caused by BellSouth.

- 6.9 Virtual Collocation Transition. BellSouth offers Virtual Collocation pursuant to the rates, terms and conditions set forth in its F.C.C. Tariff No. 1. For the interconnection to BellSouth's network and access to BellSouth unbundled network elements, Xspedius may purchase 2-wire and 4-wire Cross-Connects as set forth in Exhibit A, and Xspedius may place within its Virtual Collocation arrangements the telecommunications equipment set forth in Section 5.1.

In the event Physical Collocation Space was previously denied at a location due to technical reasons or space limitations, and that Physical Collocation Space has subsequently become available, Xspedius may transition its Virtual Collocation arrangement to a Physical Collocation arrangement and pay the appropriate non-recurring fees for Physical Collocation and for the rearrangement or reconfiguration of services terminated in the Virtual Collocation arrangement.

In the event that BellSouth knows when additional space for Physical Collocation may become available at the location requested by Xspedius, such information will be provided to Xspedius in BellSouth's written denial of Physical Collocation. To the extent that (i) Physical Collocation Space becomes available to Xspedius within one-hundred and eighty (180) days of BellSouth's written denial of Xspedius's request for Physical Collocation, and (ii) Xspedius was not informed in the written denial that Physical Collocation Space would become available within such one-hundred and one-hundred and eighty (180) days, then Xspedius may transition its Virtual Collocation arrangement to a Physical Collocation arrangement and will receive a credit for any nonrecurring charges previously paid for such Virtual Collocation.

- 6.10 Cancellation. If, at anytime, Xspedius cancels its order for the Collocation Space(s), Xspedius will reimburse BellSouth for any expenses incurred up to the date that written notice of the cancellation is received. In no event will the level of reimbursement under this paragraph exceed the maximum amount Xspedius would have otherwise paid for work undertaken by BellSouth if no cancellation of the order had occurred.
- 6.11 Licenses. Xspedius, at its own expense, will be solely responsible for obtaining from governmental authorities, and any other appropriate agency, entity, or person, all rights, privileges, and licenses necessary or required to operate as a provider of telecommunications services to the public or to occupy the Collocation Space.

7. RATES AND CHARGES

- 7.1 Non-recurring Fees. In addition to the Application Fee referenced in Section 6, preceding, Xspedius shall remit payment of a Cable Installation Fee and one-half (1/2) of the estimated Space Preparation Fee, as applicable, coincident with submission of a Bona Fide Firm Order. The outstanding balance of the actual Space Preparation Fee shall be due thirty (30) calendar days following

Xspedius's receipt of a bill or invoice from BellSouth. Once the installation of the initial equipment arrangement is complete, a subsequent application fee may apply, as described in Subsection 7.4, when Xspedius requests a modification to the arrangement.

- 7.2 Documentation. BellSouth shall provide documentation to establish the actual Space Preparation Fee. The Space Preparation Fee will be pro-rated as prescribed in Section 6, preceding.
- 7.3 Cable Installation. Cable Installation Fee(s) are assessed per entrance facility placed.
- 7.4 Floor Space. The floor space charge includes reasonable charges for lighting, heat, air conditioning, ventilation and other allocated expenses associated with maintenance of the Central Office but does not include amperage necessary to power Xspedius's equipment. When the Collocation Space is enclosed, Xspedius shall pay floor space charges based upon the number of square feet so enclosed. When the Collocation Space is not enclosed, Xspedius shall pay floor space charges based upon the following floor space calculation: [(depth of the equipment lineup in which the rack is placed) + (0.5 x maintenance aisle depth) + (0.5 x wiring aisle depth)] X (width of rack and spacers)]. For purposes of this calculation, the depth of the equipment lineup shall consider the footprint of equipment racks plus any equipment overhang. BellSouth will assign unenclosed Collocation Space in conventional equipment rack lineups where feasible. In the event Xspedius's collocated equipment requires special cable racking, isolated grounding or other treatment which prevents placement within conventional equipment rack lineups, Xspedius shall be required to request an amount of floor space sufficient to accommodate the total equipment arrangement. Floor space charges are due beginning with the date on which BellSouth releases the Collocation Space for occupancy or on the date Xspedius first occupies the Collocation Space, whichever is sooner.
- 7.5 Power. BellSouth shall supply – 48 Volt (-48V) DC power for Xspedius's Collocation Space within the BellSouth Premises and shall make available AC power at Xspedius's option for Adjacent Arrangement collocation.
- 7.5.1 Charges for -48V DC power will be assessed per ampere per month based upon the certified vendor engineered and installed power feed fused ampere capacity. Rates include redundant feeder fuse positions (A&B) and cable rack to Xspedius's equipment or space enclosure. When obtaining power from a BellSouth Battery Distribution Fuse Bay, fuses and power cables (A&B) must be engineered (sized), and installed by Xspedius's certified vendor. When obtaining power from a BellSouth Power Board, power cables (A&B) must be engineered (sized), and installed by Xspedius's certified power vendor. Xspedius's certified vendor must also provide a copy of the engineering power specification prior to the Commencement Date. In the event BellSouth shall be required to construct additional DC power plant or upgrade the existing DC power plant in a Central Office as a result of Xspedius's request to collocate in that Central Office ("Power Plant Construction"), Xspedius

shall pay its pro-rata share of costs associated with the Power Plant Construction. The determination of whether Power Plant Construction is necessary shall be within BellSouth's sole, but reasonable, discretion. BellSouth shall comply with all BellCore (Telcordia) and ANSI Standards regarding power cabling, including BellCore (Telcordia) Network Equipment Building System (NEBS) Standard GR-63-CORE. BellSouth will notify Xspedius of the need for the Power Plant Construction and will estimate the costs associated with the Power Plant Construction if BellSouth were to perform the Power Plant Construction. The costs of power plant construction shall be pro-rated and shared among all who benefit from that construction. Xspedius shall pay BellSouth one-half of its prorata share of the estimated Power Plant Construction costs prior to commencement of the work. Xspedius shall pay BellSouth the balance due (actual cost less one-half of the estimated cost) within thirty (30) days of completion of the Power Plant Construction. Xspedius has the option to perform the Power Plant Construction itself; provided, however, that such work shall be performed by a BellSouth certified contractor and such contractor shall comply with BellSouth's guidelines and specifications. Where the Power Plant Construction results in construction of a new power plant room, upon termination of this Attachment Xspedius shall have the right to remove its equipment from the power plant room, but shall otherwise leave the room intact. Where the Power Plant Construction results in an upgrade to BellSouth's existing power plant, upon termination of this Attachment, such upgrades shall become the property of BellSouth.

- 7.5.2 Charges for AC power will be assessed per breaker ampere per month based upon the certified vendor engineered and installed power feed fused ampere capacity. Rates include the provision of commercial and standby AC power. When obtaining power from a BellSouth Service Panel, fuses and power cables must be engineered (sized), and installed by Xspedius's certified vendor. Xspedius's certified vendor must also provide a copy of the engineering power specification prior to the Commencement Date. Charges for AC power shall be assessed pursuant to the rates specified in Exhibit A. AC power voltage and phase ratings shall be determined on a per location basis.
- 7.6 Security Escort. A security escort will be required whenever Xspedius or its approved agent desires access to the entrance manhole or must have access to the Central Office Premises after the one accompanied site visit allowed pursuant to subsection 6.3.2 prior to completing BellSouth's Security Training requirements and/or prior to Space Acceptance. Rates for a security escort are assessed in one-half (1/2) hour increments according to the schedule appended hereto as Exhibit A.
- 7.8 Rate "True-Up." The Parties agree that the prices reflected as interim herein shall be "trued-up" (up or down) based on final prices either determined by further agreement or by final order, including any appeals, in a proceeding involving BellSouth before the regulatory authority for the state in which the services are being performed or any other body having jurisdiction over this

agreement (hereinafter "Commission"). Under the "true-up" process, the interim price for each service shall be multiplied by the volume of that service purchased to arrive at the total interim amount paid for that service ("Total Interim Price"). The final price for that service shall be multiplied by the volume purchased to arrive at the total final amount due ("Total Final Price"). The Total Interim Price shall be compared with the Total Final Price. If the Total Final Price is more than the Total Interim Price, Xspedius shall pay the difference to BellSouth. If the Total Final Price is less than the Total Interim Price, BellSouth shall pay the difference to Xspedius. Each party shall keep its own records upon which a "true-up" can be based and any final payment from one party to the other shall be in an amount agreed upon by the Parties based on such records. In the event of any disagreement as between the records or the Parties regarding the amount of such "true-up," the Parties agree that the Commission shall be called upon to resolve such differences.

- 7.9 Other. If no rate is identified in the contract, the rate for the specific service or function will be negotiated by the parties upon request by either party. Payment of all other charges under this Attachment shall be due thirty (30) days after receipt of the bill (payment due date). Xspedius will pay a late payment charge of one and one-half percent (1-1/2%) assessed monthly on any balance which remains unpaid after the payment due date.

8. INSURANCE

- 8.1 Xspedius shall, at its sole cost and expense, procure, maintain, and keep in force insurance as specified in this Article VI and underwritten by insurance companies licensed to do business in the states applicable under this Attachment and having a BEST Insurance Rating of B ++ X (B ++ ten).
- 8.2 Xspedius shall maintain the following specific coverage:
- 8.2.1 Commercial General Liability coverage in the amount of ten million dollars (\$10,000,000.00) or a combination of Commercial General Liability and Excess/Umbrella coverage totaling not less than ten million dollars (\$10,000,000.00). BellSouth shall be named as an ADDITIONAL INSURED on ALL applicable policies as specified herein.
- 8.2.2 Statutory Workers Compensation coverage and Employers Liability coverage in the amount of one hundred thousand dollars (\$100,000.00) each accident, one hundred thousand dollars (\$100,000.00) each employee by disease, and five hundred thousand dollars (\$500,000.00) policy limit by disease.
- 8.2.3 Xspedius may elect to purchase business interruption and contingent business interruption insurance, having been advised that BellSouth assumes no liability for loss of profit or revenues should an interruption of service occur.
- 8.3 All policies purchased by Xspedius shall be deemed to be primary and not contributing to or in excess of any similar coverage purchased by BellSouth. All

insurance must be in effect on or before the date equipment is delivered to BellSouth's Central Office and shall remain in effect for the term of this Attachment or until all Xspedius's property has been removed from BellSouth's Central Office, whichever period is longer. If Xspedius fails to maintain required coverage, BellSouth may pay the premiums thereon and seek reimbursement of same from Xspedius .

- 8.4 Xspedius shall submit certificates of insurance reflecting the coverage required pursuant to this Section a minimum of ten (10) days prior to the commencement of any work in the Collocation Space. Failure to meet this interval may result in construction and equipment installation delays. Xspedius shall arrange for BellSouth to receive thirty (30) days advance notice of cancellation from Xspedius's insurance company. Xspedius shall forward a certificate of insurance and notice of cancellation to BellSouth at the following address:

BellSouth Telecommunications, Inc.
Attn.: Risk Management Coordinator
600 N. 19th Street, 18B3
Birmingham, Alabama 35203

9. MECHANICS LIENS

- 9.1 If any mechanics lien or other liens shall be filed against property of either party (BellSouth or Xspedius), or any improvement thereon by reason of or arising out of any labor or materials furnished or alleged to have been furnished or to be furnished to or for the other party or by reason of any changes, or additions to said property made at the request or under the direction of the other party, the other party directing or requesting those changes shall, within thirty (30) days after receipt of written notice from the party against whose property said lien has been filed, either pay such lien or cause the same to be bonded off the affected property in the manner provided by law. The party causing said lien to be placed against the property of the other shall also defend, at its sole cost and expense, on behalf of the other, any action, suit or proceeding which may be brought for the enforcement of such liens and shall pay any damage and discharge any judgment entered thereon.

10. INSPECTIONS

- 10.1 BellSouth shall conduct an inspection of Xspedius's equipment and facilities in the Collocation Space(s) prior to the activation of facilities between Xspedius's equipment and equipment of BellSouth. BellSouth may conduct an inspection if Xspedius adds equipment and may otherwise conduct routine inspections at reasonable intervals mutually agreed upon by the Parties. BellSouth shall provide Xspedius with a minimum of forty-eight (48) hours or two (2) business days, whichever is greater, advance notice of all such inspections. All costs of such inspection shall be borne by BellSouth.

11. SECURITY AND SAFETY REQUIREMENTS

11.1 Only BellSouth employees, BellSouth Certified Vendors and authorized employees, authorized Guests, pursuant to Section 3.3, preceding, or authorized agents of Xspedius will be permitted in the BellSouth Premises. Xspedius shall provide its employees and agents with picture identification which must be worn and visible at all times while in the Collocation Space or other areas in or around the Premises. The photo Identification card shall bear, at a minimum, the employee's name and photo, and the Xspedius name. BellSouth reserves the right to remove from its Premises any employee of Xspedius not possessing identification issued by Xspedius. Xspedius shall hold BellSouth harmless for any damages resulting from such removal of its personnel from BellSouth Premise. Xspedius shall be solely responsible for ensuring that any Guest of Xspedius is in compliance with all subsections of this Section 11.

11.1.1 Xspedius will be required, at its own expense, to conduct a statewide investigation of criminal history records for each Xspedius employee being considered for work on the BellSouth Premises, for the states/counties where the Xspedius employee has worked and lived for the past five (5) years. Where state law does not permit statewide collection or reporting, an investigation of the applicable counties is acceptable.

11.1.2 Xspedius will be required to administer to their personnel assigned to the BellSouth Premises security training either provided by BellSouth, or meeting criteria defined by BellSouth.

11.1.3 Xspedius shall not assign to the BellSouth Premises any personnel with records of felony criminal convictions. Xspedius shall not assign to the BellSouth Premises any personnel with records of misdemeanor convictions, without advising BellSouth of the nature and gravity of the offense(s).

BellSouth reserves the right to refuse building access to any Xspedius personnel who have been identified to have misdemeanor criminal convictions.

11.1.4 For each Xspedius employee requiring access to a BellSouth Premises pursuant to this agreement, Xspedius shall furnish BellSouth, prior to an employee gaining such access, a certification that the aforementioned background check and security training were completed. The certification will contain a statement that no felony convictions were found and certifying that the security training was completed by the employee. If the employee's criminal history includes misdemeanor convictions, Xspedius will disclose the nature of the convictions to BellSouth at that time. In the alternative, Xspedius may certify to BellSouth that it shall not assign to the BellSouth Premises any personnel with records of misdemeanor convictions other than misdemeanor traffic violations.

11.1.5 At BellSouth's request, Xspedius shall promptly remove from the BellSouth's Premises any employee of Xspedius BellSouth does not wish

to grant access to its Premises pursuant to any investigation conducted by BellSouth.

- 11.2 Notification to BellSouth. BST reserves the right to interview Xspedius's employees, agents, or contractors. Xspedius and its contractors shall cooperate fully with BellSouth's investigation into allegations of wrongdoing or criminal conduct committed by or involving Xspedius's employees, agents, or contractors. Additionally, BellSouth reserves the right to bill Xspedius for all costs associated with reasonable and nondiscriminatory investigations involving its employees, agents, or contractors if it can be reasonably established that Xspedius's employees, agents, or contractors are responsible for the alleged act. BellSouth shall bill Xspedius for BellSouth property which is stolen or damaged where an investigation determines the culpability of Xspedius's employees, agents, or contractors. Xspedius shall notify BellSouth in writing immediately in the event that the CLEC discovers one of its employees already working on the BellSouth Premises is a possible security risk. BellSouth reserves the right to permanently remove from its Premises any employee of Xspedius identified as posing a security risk to BellSouth or any other CLEC, or having violated BellSouth policies set forth in the BellSouth CLEC Security Training.
- 11.2.1 Use of BellSouth Supplies by Xspedius Employees. Use of any BellSouth supplies by a Xspedius employee, whether or not used routinely to provide telephone service (e.g., plug-in cards,) will be considered theft and will be handled accordingly. Costs associated with such unauthorized use of BellSouth property may be charged to Xspedius as may be all associated investigative costs. At BellSouth's request, Xspedius shall promptly and permanently remove from BellSouth's Central Office any employee of Xspedius found to be in violation of this rule.
- 11.3 Use of Official Lines by Xspedius Employees. Except for local calls necessary or, in the performance of their work, Xspedius employees shall not use the telephones on BellSouth Central Office. Charges for unauthorized telephone calls made by a Xspedius's employees may be charged to Xspedius as may be all associated investigative costs. At BellSouth's request, Xspedius shall promptly and permanently remove from BellSouth's Premises any employee of Xspedius found to be in violation of this rule.
- 11.4 Accountability. Full compliance with the security requirements of this section shall in no way limit the accountability of any CLEC for the improper actions of its employees.

12. DESTRUCTION OF COLLOCATION SPACE

- 12.1 In the event a Collocation Space is wholly or partially damaged by fire, windstorm, tornado, flood or by similar causes to such an extent as to be rendered wholly unsuitable for Xspedius's permitted use hereunder, then either party may elect within ten (10) days after such damage, to terminate this Attachment, and if either party shall so elect, by giving the other written notice of termination, both parties shall stand released of and from further liability under the terms hereof. If the Collocation Space shall suffer only minor damage and

shall not be rendered wholly unsuitable for Xspedius's permitted use, or is damaged and the option to terminate is not exercised by either party, BellSouth covenants and agrees to proceed promptly without expense to Xspedius, except for improvements not the property of BellSouth, to repair the damage. BellSouth shall have a reasonable time within which to rebuild or make any repairs, and such rebuilding and repairing shall be subject to delays caused by storms, shortages of labor and materials, government regulations, strikes, walkouts, and causes beyond the control of BellSouth, which causes shall not be construed as limiting factors, but as exemplary only. Xspedius may, at its own expense, accelerate the rebuild of its collocated space and equipment provided however that a certified vendor is used and the necessary space preparation has been completed. Rebuild of equipment must be performed by a BellSouth Certified Vendor. If Xspedius's acceleration of the project increases the cost of the project, then those additional charges will be incurred by Xspedius. Where allowed and where practical, Xspedius may erect a temporary facility while BellSouth rebuilds or makes repairs. In all cases where the Collocation Space shall be rebuilt or repaired, Xspedius shall be entitled to an equitable abatement of rent and other charges, depending upon the unsuitability of the Collocation Space for Xspedius's permitted use, until such Collocation Space is fully repaired and restored and Xspedius's equipment installed therein (but in not event shall the abatement period extend beyond thirty (30) days after the Collocation Space is fully repaired and restored). Where Xspedius has placed an Adjacent Arrangement pursuant to section 3.4, Xspedius shall have the sole responsibility to repair or replace said Adjacent Arrangement provided herein. Pursuant to this section, BellSouth will restore the associated services to the Adjacent Arrangement.

13. EMINENT DOMAIN

13.1 If the whole of a Collocation Space or Adjacent Arrangement shall be taken by any public authority under the power of eminent domain, then this Attachment shall terminate with respect to such collocation arrangement as of the day possession shall be taken by such public authority and rent and other charges for the Collocation Space or Adjacent Arrangement shall be paid up to that day with proportionate refund by BellSouth of such rent and charges as may have been paid in advance for a period subsequent to the date of the taking. If any part of the Collocation Space or Adjacent Arrangement shall be taken under eminent domain, BellSouth and Xspedius shall each have the right to terminate this Attachment and declare the same null and void, by written notice of such intention to the other party within ten (10) days after such taking with respect to the affected Collocation arrangement.

14. NONEXCLUSIVITY

14.1 Xspedius understands that this Attachment is not exclusive and that BellSouth may enter into similar agreements with other parties. Assignment of space pursuant to all such agreements shall be determined by space availability and made on a first come, first served basis.

**EXHIBIT A: BELLSOUTH/Xspedius RATES – ALABAMA
PHYSICAL COLLOCATION**

Rates marked with an asterisk (*) are interim and are subject to true-up

USOC	Rate Element Description	Unit	Recurring Rate (RC)	Non-Recurring Rate (NRC)
PE1BA	Application Fee	Per Request	NA	\$7,124.00 Disconnect Charge \$1.73
PE1CA	Subsequent Application Fee (Note 1)	Per Request	NA	\$1600.00 Minimum
PE1BB	Space Preparation Fee (Note 2)			
	Mechanical / HVAC*	Per ton (one ton minimum)		\$2,400.00
	Ground Bar*	Per Connection		\$720.00
	Project Management*	Per arrangement		\$1675.00
	Cable Racking / Fiber Duct	Per arrangement, square foot		ICB
	Frame / Aisle Lighting	Per arrangement, square foot		ICB
	Framework Ground Conductors	Per arrangement		ICB
	Extraordinary Modifications	Per arrangement		ICB
	Space Enclosure (Note 3) <i>Requested Prior to 6/1/99</i>			
PE1BW	Welded Wire-mesh	Per first 100 sq. ft.	\$189.86	NA
PE1CW	Welded Wire-mesh	Per add'l 50 sq. ft.	\$19.29	NA
PE1PJ	Floor Space	Per square foot	\$3.85	NA
PE1BD	Cable Installation	Per Cable	NA	\$2,335.00 Disconnect Charge \$54.39
PE1PM	Cable Support Structure	Per entrance cable	\$23.23	NA

**EXHIBIT A: BELLSOUTH/Xspedius RATES - ALABAMA
PHYSICAL COLLOCATION (cont.)**

USOC	Rate Element Description	Unit	Recurring Rate (RC)	Non-Recurring Rate (NRC)
PE1PL	Power -48V DC Power 120V AC Power single phase* 240V AC Power single phase* 120V AC Power three phase* 277V AC Power three phase*	Per amp Per breaker amp Per breaker amp Per breaker amp Per breaker amp	\$7.14 \$5.50 \$11.00 \$16.50 \$38.20	ICB ICB ICB ICB ICB
PE1P2 PE1P4 PE1P1 PE1P3 PE1F2 PE1F4	Cross Connects (Note 4) 2-wire 4-wire DS-1 DS-3 2-fiber 4-fiber	Per Cross Connect	\$.28 \$.56 \$2.14 \$38.63 \$10.44 \$18.76	First / Additional \$30.76 / \$29.40 \$31.01 / \$29.58 \$60.81 / \$41.71 \$57.80 / \$39.81 \$73.00 / \$52.00 \$88.00 / \$67.00
	2-wire 4-wire DS-1 DS-3			Disconnect Charges First / Additional \$12.75 / \$11.38 \$12.82 / \$11.39 \$12.85 / \$11.50 \$14.93 / \$11.76
PE1ES Fiber PE1DS Copper	Co-Carrier Cross-Connect (Note 5) Fiber Arrangement Copper or Coaxial	Cable Support Structure, per linear foot (existing) Cable Support Structure (new)	\$0.06 \$0.03 NA	NA NA ICB
PE1A1	Security Access System Security system* New Access Card Activation* Administrative change, existing card* Replace lost or stolen card*	Per Central Office Per Card Per Card Per Card	\$52.00	\$55.00 \$35.00 \$250.00
	Space Availability Report*	Per Central Office Requested		\$550.00

**EXHIBIT A: BELLSOUTH/Xspedius RATES - ALABAMA
PHYSICAL COLLOCATION (cont.)**

USOC	Rate Element Description	Unit	Recurring Rate (RC)	Non-Recurring Rate (NRC)
	POT Bay Arrangements <i>Prior to 6/1/99</i>	Per Cross Connect		
PE1PE	2 Wire Cross-Connect		\$0.08	NA
PE1PF	4 Wire Cross-Connect		\$0.17	NA
PE1PG	DS1 Cross-Connect		\$0.69	NA
PE1PH	DS3 Cross-Connect		\$4.74	NA
PE1B2	2 Fiber Cross-Connect		\$25.89	NA
PE1B4	4 Fiber Cross-Connect		\$34.91	NA
AEH	Additional Engineering Fee (Note 6)	Per request, First half hour/Add'l Half hour		First / Additional Basic Time - \$31.00 / \$22.00 Overtime - \$37.00 / \$26.00
	Security Escort			
PE1BT	Basic Time	Per 1/2	NA	\$43.47/\$25.82
PE1OT	Overtime	hour/Additional	NA	\$55.25/\$32.79
PE1PT	Premium Time	Half-hour	NA	\$67.03/\$39.76

EXHIBIT A: BELLSOUTH/Xspedius RATES - ALABAMA
PHYSICAL COLLOCATION (cont.)

Note(s):

N/A refers to rate elements which do not have a negotiated rate.

- (1) **Subsequent Application Fee:** BellSouth requires the submission of an Application Fee for modifications to an existing arrangement. However, when the modifications do not require BellSouth to expend capital, BellSouth will assess the Subsequent Application Fee in lieu of the Application Fee. Proposed modifications that could result in assessment of a Subsequent Application Fee would cause BellSouth to analyze the following but are not limited to: floor loading changes, changes to HVAC requirements, power requirement changes which may result in a power plant upgrade, environmental or safety requirements, or equipment relocation. Should the Subsequent Application Fee not be included as part of this Attachment, Xspedius will be assessed the full Application Fee for all subsequent activity for completed arrangements.
- (2) **Space Preparation Fee:** The Space Preparation Fee is a one-time fee, assessed per arrangement, per location. It recovers the costs associated with the shared physical collocation area within a Central Office, which include survey, engineering, design and modification costs for network, building and support systems. In the event Xspedius opts for non-enclosed space, the space preparation fee will be assessed based on the total floor space dedicated to Xspedius as prescribed in Section 7 of the Collocation Attachment.
- (3) **Space Enclosure:** For cages requested prior to June 1, 1999, the Space Enclosure Construction Fee is a monthly recurring fee, assessed per enclosure, per location with a one-hundred (100) square foot minimum enclosure. It recovers costs associated with providing an optional equipment arrangement enclosure, which include architectural and engineering fees, materials, and installation costs. The cost for additional square feet is applicable only when ordered with the first 100 square feet and must be requested in fifty (50) square foot increments. Xspedius may, at its option, arrange with a BellSouth certified contractor to construct the space enclosure in accordance with BellSouth's guidelines and specifications. In this event, the contractor shall directly bill Xspedius for the space enclosure, and this fee shall not be applicable.
- (4) **Cross Connects:** The charges for cross connects are for orders placed electronically. Cross connect elements may also be ordered manually for which there is an additional charge per element.

		Disconnect Charges
	First / Additional	First / Additional
2-wire	\$34.03 / \$32.67	\$14.48 / \$13.11
4-wire	\$34.28 / \$32.85	\$14.55 / \$13.12
DS-1	\$64.08 / \$44.98	\$14.58 / \$13.23
DS-3	\$61.07 / \$43.08	\$16.66 / \$13.49

- (5) **Co-Carrier Cross-Connect:** As stated in Section 1.2 of the Collocation Attachment, Xspedius may connect to other CLECs within the designated Central Office in addition to, and not in lieu of, interconnection to BellSouth services and facilities. Where BellSouth must construct a cable rack structure to house the co-Carrier cross connection, construction charges will be applied on an individual case basis. BellSouth shall provide an estimate of these charges in the Application Response. Where an existing cable rack structure is in place and has sufficient capacity to accommodate the co-Carrier cross connection requested, the recurring charges as stated in this Exhibit A shall apply.
- (6) **Additional Engineering Fee:** BellSouth's additional engineering, and other labor costs associated with handling Xspedius - requested modifications to requests in progress or augmentations to existing arrangements shall be recovered as Additional Engineering charges, under provisions in BellSouth's F.C.C. Number 1 Tariff, Sections 13.1 and 13.2. Should Additional Engineering rates not be included, Xspedius agrees not to make changes to collocation arrangement after a Bona Fide Firm Order is submitted.

**EXHIBIT A: BELLSOUTH/Xspedius RATES - FLORIDA
PHYSICAL COLLOCATION**

Rates marked with an asterisk (*) are interim and are subject to true-up

USOC	Rate Element Description	Unit	Recurring Rate (RC)	Non-Recurring Rate (NRC)
PE1BA	Application Fee	Per Request	\$15.53	\$3,248.00
PE1CA	Subsequent Application Fee (Note 1)	Per Request	NA	\$1600.00 Minimum
PE1BB	Space Preparation Fee (Note 2)			
	Mechanical / HVAC*	Per ton (one ton minimum)		\$2,400.00
	Ground Bar*	Per Connection		\$720.00
	Project Management*	Per arrangement		\$1675.00
	Cable Racking / Fiber Duct	Per arrangement, square foot		ICB
	Frame / Aisle Lighting	Per arrangement, square foot		ICB
	Framework Ground Conductors	Per arrangement		ICB
	Extraordinary Modifications	Per arrangement		ICB
	Space Enclosure (Note 3) <i>Requested Prior to 6/1/99</i>			
PE1BW	Wire Cage	Per first 100 sq. Ft.	\$41.99	NA
PE1BC	Gypsum Board Cage	Per first 100 sq. Ft.	\$84.10	NA
PE1BF	Fire Rated Cage	Per first 100 sq. Ft.	\$99.73	NA
PE1CW	Wire Cage	Per add'l 50 sq. Ft.	\$4.14	NA
PE1CC	Gypsum Board Cage	Per add'l 50 sq. Ft.	\$9.35	NA
PE1CF	Fire Rated Cage	Per add'l 50 sq. Ft.	\$11.30	NA
PE1PJ	Floor Space	Per sq. Ft.	\$4.25	NA
PE1BD	Cable Installation	Per Cable	\$2.77	\$1,056.00
PE1PM	Cable Support Structure		\$22.94	NA

**EXHIBIT A: BELLSOUTH/Xspedius RATES - FLORIDA
PHYSICAL COLLOCATION (cont.)**

USOC	Rate Element Description	Unit	Recurring Rate (RC)	Non-Recurring Rate (NRC)
PE1PL	Power -48V DC Power 120V AC Power single phase * 240V AC Power single phase* 120V AC Power three phase* 277V AC Power three phase*	Per amp Per breaker amp Per breaker amp Per breaker amp Per breaker amp	\$7.14 \$5.50 \$11.00 \$16.50 \$38.20	ICB ICB ICB ICB ICB
PE12C PE14C	Cross Connects (Note 4) 2-wire 4-wire	Per Cross Connect	\$0.0524 \$0.0524	\$11.57 \$11.57
PE11S PE11X	DS-1/DCS DS-1/DSX		\$8.085 \$4.110	\$69.64 \$69.64
PE13S PE13X	DS-3/DCS DS-3/DSX		\$56.97 \$10.06	\$528.00 \$528.00
PE1F2	Optical Cross Connects		\$6.46	\$2,431.00
PE1ES PE1DS (TBD)	Co-Carrier Cross-Connect (Note 5) Fiber Cable Support Structure, existing Copper or Coaxial Cable Support Structure, existing Cable Support Structure Construction, new	Per linear foot Per linear foot Per new construction	\$0.06 \$0.03 NA	NA NA ICB
PE1A2	Security Access System Security System* New Access Card Activation* Administrative change, existing card* Replace lost or stolen card*	Per Central Office Per request-5 cards Per Card Per Card	\$95.00 NA	\$85.12 \$35.00 \$250.00
	Space Availability Report *	Per Central Office Requested		\$550.00
	POT Bay (Note 6)		NA	NA

**EXHIBIT A: BELLSOUTH/Xspedius RATES - FLORIDA
PHYSICAL COLLOCATION (cont.)**

USOC	Rate Element Description	Unit	Recurring Rate (RC)	Non-Recurring Rate (NRC)
AEH	Additional Engineering Fee (Note 7)	Per request, First half hour/Add'l half hour		First /Add'l Basic Time - \$31.00/\$22.00 Overtime - \$37.00/\$26.00
	Security Escort			
	Basic Time	Per ¼ hour	NA	\$10.89
	Overtime	Per ¼ hour	NA	\$13.64
	Premium Time	Per ¼ hour	NA	\$16.40

Note(s):

N/A refers to rate elements which do not have a negotiated rate.

- (1) **Subsequent Application Fee:** BellSouth requires the submission of an Application Fee for modifications to an existing arrangement. However, when the modifications do not require BellSouth to expend capital, BellSouth will assess the Subsequent Application Fee in lieu of the Application Fee. Proposed modifications that could result in assessment of a Subsequent Application Fee would cause BellSouth to analyze the following but are not limited to: floor loading changes, changes to HVAC requirements, power requirement changes which may result in a power plant upgrade, environmental or safety requirements, or equipment relocation. Should the Subsequent Application Fee not be included as part of this Attachment, Xspedius will be assessed the full Application Fee for all subsequent activity for completed arrangements.
- (2) **Space Preparation Fee:** The Space Preparation Fee is a one-time fee, assessed per arrangement, per location. It recovers costs associated with the shared physical collocation area within a Central Office, which include survey, engineering, design and modification costs for network, building and support systems. BellSouth will pro rate the total shared space preparation costs among the collocators at each location based on the amount of square footage occupied by each collocator. This charge may vary depending on the location and type of arrangement requested.
- (3) **Space Enclosure Fee:** For cages requested prior to June 1, 1999, the Space Enclosure Construction Fee is a monthly recurring fee, assessed per enclosure, per location with a one-hundred (100) square foot minimum enclosure. It recovers costs associated with providing an optional equipment arrangement enclosure, which include architectural and engineering fees, materials, and installation costs. The cost for additional square feet is applicable only when ordered with the first 100 square feet and must be requested in fifty (50) square foot increments. Xspedius may, at its option, arrange with a BellSouth certified contractor to construct the space enclosure in accordance with BellSouth's guidelines and specifications. In this event, the contractor shall directly bill Xspedius for the space enclosure, and this fee shall not be applicable.
- (4) **Cross Connects:** Rates shown are the equivalent per cross connect rates based on the Florida PSC Ordered rates as follows:

<u>Cross Connects</u>	<u>Per Cross Connect</u>	<u>RC</u>	<u>NRC</u>
2-wire	Per 100 X-Connects	\$5.24	\$1,157.00
4-wire	Per 100 X-Connects	\$5.24	\$1,157.00
DS-1/DCS	Per 28 X-Connects	\$226.39	\$1,950.00
DS-1/DSX	Per 28 X-Connects	\$11.51	\$1,950.00
DS-3/DCS	Per Cross Connect	\$56.97	\$ 528.00
DS-3/DSX	Per Cross Connect	\$10.06	\$528.00
Optical Cross Connects	Per Cross Connect	\$6.46	\$2,431.00

EXHIBIT A: BELLSOUTH/Xspedius RATES - FLORIDA
PHYSICAL COLLOCATION (cont.)

- (5) **Co-Carrier Cross-Connect.** As stated in Section 5 of the Collocation Attachment, Xspedius may connect to other CLECs within the designated Central Office in addition to, and not in lieu of, interconnection to BellSouth services and facilities. Where BellSouth must construct a cable rack structure to house the direct connection, construction charges will be applied on an individual case basis. BellSouth shall provide an estimate of these charges in the Application Response. Where an existing cable rack structure is in place and has sufficient capacity to accommodate the direct connection requested, the recurring charges as stated in this Exhibit A shall apply.
- (6) **POT Bays:** BellSouth's Florida specific rates were established in the Florida Public Service Commission Docket No. 960833. The Commission did not set permanent rates for POT Bays, given the assumption by the parties to the Proceeding that they will always provide their own POT Bays. It will be necessary for Xspedius to provide its own POT Bays per BellSouth specifications and provide the necessary information from which BellSouth can inventory.
- (7) **Additional Engineering Fee:** BellSouth's additional engineering, and other labor costs associated with handling Xspedius - requested modifications to requests in progress or augmentations to existing arrangements shall be recovered as Additional Engineering charges, under provisions in BellSouth's F.C.C. Number 1 Tariff, Sections 13.1 and 13.2. Should Additional Engineering rates not be included, Xspedius agrees not to make changes to collocation arrangement after a Bona Fide Firm Order is submitted.

**EXHIBIT A: BELLSOUTH/Xspedius RATES - GEORGIA
PHYSICAL COLLOCATION**

Rates marked with an asterisk (*) are interim and subject to true-up

USOC	Rate Element Description	Unit	Recurring Rate (RC)	Non-Recurring Rate (NRC)
PE1BA	Application Fee	Per Request	NA	\$3,850.00
PE1CA	Subsequent Application Fee (Note 1)	Per Request	NA	\$1600.00 Minimum
PE1BB	Space Preparation Fee (Note 2)	Per square foot	NA	\$100.00
PE1BW PE1CW	Space Enclosure (Note 3) <i>Cages Prior to 6/1/99</i> Welded Wire-mesh Welded Wire-mesh	Per first 100 sq. ft. Per add'l 50 sq. ft.	\$170.64 \$17.33	NA NA
PE1PJ PE1PK	Floor Space Zone A Zone B	Per square foot Per square foot	\$7.50 \$6.75	NA NA
PE1BD	Cable Installation	Per Cable	NA	\$2,750.00
PE1PM	Cable Support Structure	Per entrance cable	\$13.35	NA
PE1PL	Power -48V DC Power 120V AC Power single phase* 240V AC Power single phase* 120V AC Power three phase* 277V AC Power three phase*	Per amp Per breaker amp Per breaker amp Per breaker amp Per breaker amp	\$7.14 \$5.50 \$11.00 \$16.50 \$38.20	ICB ICB ICB ICB ICB
PE1P2 PE1P4 PE1P1 PE1P3 PE1F2 PE1F4	Cross Connects 2-wire 4-wire DS-1 DS-3 2-fiber 4-fiber	Per Cross Connect	\$.30 \$.50 \$8.00 \$72.00 \$10.29 \$18.50	First / Additional \$12.60 / \$12.60 \$12.60 / \$12.60 \$155.00 / \$27.00 \$155.00 / \$27.00 \$73.00 / \$52.00 \$88.00 / \$67.00

**EXHIBIT A: BELLSOUTH/Xspedius RATES - GEORGIA
PHYSICAL COLLOCATION (cont.)**

USOC	Rate Element Description	Unit	Recurring Rate (RC)	Non-Recurring Rate (NRC)
PE1ES	Co-Carrier Cross-Connect (Note 4) Fiber Cable Support Structure, existing	Per linear foot	\$0.06	NA
PE1DS	Copper or Coaxial Cable Support Structure, existing	Per linear foot	\$0.03	NA
(TBD)	Cable Support Structure Construction, new	Per new construction	NA	ICB
PE1A1	Security Access System Security system*	Per Central Office	\$52.00	
	New Access Card Activation*	Per Card		\$55.00
	Administrative change, existing card*	Per Card		\$35.00
	Replace lost or stolen card*	Per Card		\$250.00
	Space Availability Report*	Per Central Office Requested		\$550.00
PE1PE	POT Bay Arrangements <i>Prior to 6/1/99</i> 2 Wire Cross-Connect	Per Cross Connect	\$0.40	NA
PE1PF	4 Wire Cross-Connect		\$1.20	NA
PE1PG	DS1 Cross-Connect		\$1.20	NA
PE1PH	DS3 Cross-Connect		\$8.00	NA
PE1B2	2 Fiber Cross-Connect		\$25.53	NA
PE1B4	4 Fiber Cross-Connect		\$34.43	NA
AEH	Additional Engineering Fee (Note 5)	Per request, First half hour/Add'l Half hour		First /Add'l Basic Time - \$31.00/\$22.00 Overtime - \$37.00/\$26.00
PE1BT	Security Escort Basic Time	Per 1/2 hour/Additional Half-hour	NA	\$41.00/\$25.00
PE1OT	Overtime		NA	\$48.00/\$30.00
PE1PT	Premium Time		NA	\$55.00/\$35.00

EXHIBIT A: BELLSOUTH/Xspedius RATES - GEORGIA
PHYSICAL COLLOCATION (cont.)

Note(s)

N/A refers to rate elements which do not have a negotiated rate.

- (1) **Subsequent Application Fee:** BellSouth requires the submission of an Application Fee for modifications to an existing arrangement. However, when the modifications do not require BellSouth to expend capital, BellSouth will assess the Subsequent Application Fee in lieu of the Application Fee. Proposed modifications that could result in assessment of a Subsequent Application Fee would cause BellSouth to analyze the following but are not limited to: floor loading changes, changes to HVAC requirements, power requirement changes which may result in a power plant upgrade, environmental or safety requirements, or equipment relocation. Should the Subsequent Application Fee not be included as part of this Attachment, Xspedius will be assessed the full Application Fee for all subsequent activity for completed arrangements.
- (2) **Space Preparation Fee:** The Space Preparation Fee is a one-time fee, assessed per arrangement, per location. It recovers a portion of costs associated with the shared physical collocation area within a Central Office, which include survey, engineering, design and modification costs for network, building and support systems. This is a set fee of \$100 per square foot as established by the Georgia Public Service Commission Order in Docket No. 7061-U. In the event Xspedius opts for non-enclosed space, the space preparation fee will be assessed based on the total floor space dedicated to Xspedius as prescribed in Section 7 of the Collocation Attachment.
- (3) **Space Enclosure Fee:** For cages requested prior to June 1, 1999, the Space Enclosure Construction Fee is a one-time fee, assessed per enclosure, per location with a one-hundred (100) square foot minimum enclosure. It recovers costs associated with providing an optional equipment arrangement enclosure, which include architectural and engineering fees, materials, and installation costs. The cost for additional square feet is applicable only when ordered with the first 100 square feet and must be requested in fifty (50) square foot increments. Xspedius may, at its option, arrange with a BellSouth certified contractor to construct the space enclosure in accordance with BellSouth's guidelines and specifications. In this event, the contractor shall directly bill Xspedius for the space enclosure, and this fee shall not be applicable.
- (4) **Co-Carrier Cross-Connect.** As stated in Section 5 of the Collocation Attachment, Xspedius may connect to other CLECs within the designated Central Office in addition to, and not in lieu of, interconnection to BellSouth services and facilities. Where BellSouth must construct a cable rack structure to house the co-Carrier cross connection, construction charges will be applied on an individual case basis. BellSouth shall provide an estimate of these charges in the Application Response. Where an existing cable rack structure is in place and has sufficient capacity to accommodate the co-Carrier cross-connection requested, the recurring charges as stated in this Exhibit A shall apply.
- (5) **Additional Engineering Fee:** BellSouth's additional engineering, and other labor costs associated with handling Xspedius - requested modifications to requests in progress or augmentations to existing arrangements shall be recovered as Additional Engineering charges, under provisions in BellSouth's F.C.C. Number 1 Tariff, Sections 13.1 and 13.2. Should Additional Engineering rates not be included, Xspedius agrees not to make changes to collocation arrangement after a Bona Fide Firm Order is submitted.

**EXHIBIT A: BELLSOUTH/Xspedius RATES - KENTUCKY
PHYSICAL COLLOCATION**

Rates marked with an asterisk (*) are interim and are subject to true-up.

USOC	Rate Element Description	Unit	Recurring Rate (RC)	Non-Recurring Rate (NRC)
PE1BA	Application Fee	Per Request	NA	\$9,926.72
PE1CA	Subsequent Application Fee (Note 1)	Per Request	NA	\$1600.00 Minimum
PE1BB	Space Preparation Fee (Note 2)			
	Mechanical / HVAC*	Per ton (one ton minimum)		\$2,100.00
	Ground Bar*	Per Connection		\$720.00
	Project Management*	Per arrangement		\$1,675.00
	Cable Racking/Fiber Duct	Per arrangement, per square foot		ICB
	Frame / Aisle lighting	Per arrangement, per square foot		ICB
	Framework Ground Conductors	Per arrangement		ICB
	Extraordinary Modifications	Per arrangement		ICB
PE1BW PE1CW	Space Enclosure (Note 3) <i>Prior to 6/1/99</i> Welded Wire-mesh Welded Wire-mesh	Per first 100 sq. ft. Per add'l 50 sq. ft.	\$201.02 \$20.42	NA NA
PE1PJ	Floor Space	Per square foot	\$5.00	NA
PE1BD	Cable Installation	Per Cable	NA	\$2,327.08
PE1PM	Cable Support Structure	Per entrance cable	\$24.23	NA
PE1PL	Power			
	-48V DC Power	Per amp	\$7.68	ICB
	120V AC Power single phase*	Per breaker amp	\$5.50	ICB
	240V AC Power single phase*	Per breaker amp	\$11.00	ICB
	120V AC Power three phase*	Per breaker amp	\$16.50	ICB
	277V AC Power three phase*	Per breaker amp	\$38.20	ICB

**EXHIBIT A: BELLSOUTH/Xspedius RATES - KENTUCKY
PHYSICAL COLLOCATION (cont.)**

USOC	Rate Element Description	Unit	Recurring Rate (RC)	Non-Recurring Rate (NRC)
PE1P2	Cross Connects 2-wire	Per Cross Connect	\$.31	First / Additional \$54.21/\$51.07
PE1P4	4-wire		\$.62	\$54.23/\$50.96
PE1P1	DS-1		\$1.92	\$99.23/\$69.15
PE1P3	DS-3		\$39.94	\$97.48/\$66.90
PE1F2	2-fiber		\$13.28	\$73.00/\$52.00
PE1F4	4-fiber		\$23.87	\$88.00/\$67.00
	Co-Carrier Cross-Connect (Note 5)			
PE1ES Fiber	Fiber Arrangement Cable Support Structure	Per linear foot (existing)	\$0.06	NA
PE1DS Copper	Copper or Coaxial Arrangement	Per linear foot (existing)	\$0.03	NA
TBD	Cable Support Structure Construction	Per new construction	NA	ICB
PE1A1	Security Access System Security system New Access Card Activation Administrative change, existing card Replace lost or stolen card	Per Central Office Per Card Per Card Per Card	\$52.00	\$55.00 \$35.00 \$250.00
TBD	Space Availability Report	Per Central Office Requested	NA	\$550.00
	POT Bay Arrangements Prior to 6/1/99	Per Cross Connect		
PE1PE	2 Wire Cross-Connect		\$0.06	NA
PE1PF	4 Wire Cross-Connect		\$0.15	NA
PE1PG	DS1 Cross-Connect		\$0.58	NA
PE1PH	DS3 Cross-Connect		\$4.51	NA
PE1B2	2 Fiber Cross-Connect		\$32.94	NA
PE1B4	4 Fiber Cross-Connect		\$44.42	NA
	Security Escort			
PE1BT	Basic Time	Per 1/2	NA	\$56.09/\$31.99
PE1OT	Overtime	hour/Additional	NA	\$67.75/\$39.00
PE1PT	Premium Time	Half-hour	NA	\$79.41/\$46.01

**EXHIBIT A: BELLSOUTH/Xspedius RATES - KENTUCKY
PHYSICAL COLLOCATION (cont.)**

USOC	Rate Element Description	Unit	Recurring Rate (RC)	Non-Recurring Rate (NRC)
AEH	Additional Engineering Fee (Note 5)	Per request, First half hour/Add'l Half hour		First /Add'l Basic Time - \$31.00/\$22.00 Overtime - \$37.00/\$26.00

Note(s):

N/A refers to rate elements which do not have a negotiated rate.

- (1) **Subsequent Application Fee:** BellSouth requires the submission of an Application Fee for modifications to an existing arrangement. However, when the modifications do not require BellSouth to expend capital, BellSouth will assess the Subsequent Application Fee in lieu of the Application Fee. Proposed modifications that could result in assessment of a Subsequent Application Fee would cause BellSouth to analyze the following but are not limited to: floor loading changes, changes to HVAC requirements, power requirement changes which may result in a power plant upgrade, environmental or safety requirements, or equipment relocation. Should the Subsequent Application Fee not be included as part of this Attachment, Xspedius will be assessed the full Application Fee for all subsequent activity for completed arrangements.
- (2) **Space Preparation Fee:** The Space Preparation Fee is a one-time fee, assessed per arrangement, per location. It recovers the costs associated with the shared physical collocation area within a Central Office, which include survey, engineering, design and modification costs for network, building and support systems. In the event Xspedius opts for non-enclosed space, the space preparation fee will be assessed based on the total floor space dedicated to Xspedius as prescribed in Section 7 of the Collocation Attachment.
- (3) **Space Enclosure Fee:** For cages requested prior to June 1, 1999, the Space Enclosure Construction Fee is a one-time fee, assessed per enclosure, per location with a one-hundred (100) square foot minimum enclosure. It recovers costs associated with providing an optional equipment arrangement enclosure, which include architectural and engineering fees, materials, and installation costs. The cost for additional square feet is applicable only when ordered with the first 100 square feet and must be requested in fifty (50) square foot increments. Xspedius may, at its option, arrange with a BellSouth certified contractor to construct the space enclosure in accordance with BellSouth's guidelines and specifications. In this event, the contractor shall directly bill Xspedius for the space enclosure, and this fee shall not be applicable.
- (4) **Co-Carrier Cross-Connect.** As stated in Section 5 of the Collocation Attachment, Xspedius may connect to other CLECs within the designated Central Office in addition to, and not in lieu of, interconnection to BellSouth services and facilities. Where BellSouth must construct a cable rack structure to house the co-Carrier cross-connection, construction charges will be applied on an individual case basis. BellSouth shall provide an estimate of these charges in the Application Response. Where an existing cable rack structure is in place and has sufficient capacity to accommodate the co-Carrier cross-connection requested, the recurring charges as stated in this Exhibit A shall apply.
- (5) **Additional Engineering Fee:** BellSouth's additional engineering, and other labor costs associated with handling Xspedius - requested modifications to requests in progress or augmentations to existing arrangements shall be recovered as Additional Engineering charges, under provisions in BellSouth's F.C.C. Number 1 Tariff, Sections 13.1 and 13.2. Should Additional Engineering rates not be included, Xspedius agrees not to make changes to collocation arrangement after a Bona Fide Firm Order is submitted.

**EXHIBIT A: BELLSOUTH/Xspedius RATES – LOUISIANA
PHYSICAL COLLOCATION**

Rates marked with an asterisk (*) are interim and are subject to true-up.

USOC	Rate Element Description	Unit	Recurring Rate (RC)	Non-Recurring Rate (NRC)
PE1BA	Application Fee	Per Request	NA	\$4,910.00
PE1CA	Subsequent Application Fee (Note 1)	Per Request	NA	\$1600.00 Minimum
PE1BB	Space Preparation Fee (Note 2)			
	Mechanical / HVAC*	Per ton (one ton minimum)		\$2,100.00
	Ground Bar*	Per Connection		\$720.00
	Project Management*	Per arrangement		\$1,675.00
	Cable Racking/Fiber Duct	Per arrangement, per square foot		ICB
	Frame / Aisle lighting	Per arrangement, per square foot		ICB
	Framework Ground Conductors	Per arrangement		ICB
	Extraordinary Modifications	Per arrangement		ICB
PE1BW PE1CW	Space Enclosure (Note 3) Prior to 6/1/99 Welded Wire-mesh Welded Wire-mesh	Per first 100 sq. ft. Per add'l 50 sq. ft.	\$197.55 \$20.07	NA NA
PE1PJ	Floor Space	Per square foot	\$4.01	NA
PE1BD	Cable Installation	Per Cable	NA	\$1,706.00 Disconnect charge \$36.00
PE1PM	Cable Support Structure	Per entrance cable	\$24.05	NA
PE1PL	Power			
	-48V DC Power	Per amp	\$7.15	ICB
	120V AC Power single phase*	Per breaker amp	\$5.50	ICB
	240V AC Power single phase*	Per breaker amp	\$11.00	ICB
	120V AC Power three phase*	Per breaker amp	\$16.50	ICB
	277V AC Power three phase*	Per breaker amp	\$38.20	ICB

**EXHIBIT A: BELLSOUTH/Xspedius RATES - LOUISIANA
PHYSICAL COLLOCATION (cont.)**

Rates marked with an asterisk (*) are interim and are subject to true-up.

USOC	Rate Element Description	Unit	Recurring Rate (RC)	Non-Recurring Rate (NRC)
PE1P2	Cross Connects (Note 4) 2-wire	Per Cross Connect	\$0.26	First / Additional \$23.04/\$22.11
PE1P4	4-wire		\$0.52	\$23.23/\$22.24
PE1P1	DS-1		\$2.03	\$43.61/\$30.60
PE1P3	DS-3		\$36.27	\$41.46/\$29.20
PE1F2	2-fiber		\$10.20	\$73.00/\$52.00
PE1F4	4-fiber		\$18.34	\$88.00/\$67.00
	2-wire			Disconnect charges First / Additional \$9.48/\$8.54
	4-wire			\$9.53/\$8.55
	DS-1			\$9.56/\$8.63
	DS-3			\$11.06/\$8.86
	Co-Carrier Cross-Connect (Note 5)			
PE1ES Fiber	Fiber Arrangement Cable Support Structure	Per linear foot (existing)	\$0.06	NA
PE1DS Copper	Copper or Coaxial Arrangement	Per linear foot (existing)	\$0.03	NA
TBD	Cable Support Structure Construction	Per new construction	NA	ICB
PE1A1	Security Access System Security system*	Per Central Office	\$52.00	
	New Access Card Activation*	Per Card		\$55.00
	Administrative change, existing card*	Per Card		\$35.00
	Replace lost or stolen card	Per Card		\$250.00
TBD	Space Availability Report*	Per Central Office Requested		\$550.00

**EXHIBIT A: BELLSOUTH/Xspedius RATES - LOUISIANA
PHYSICAL COLLOCATION (cont.)**

Rates marked with an asterisk (*) are interim and are subject to true-up.

USOC	Rate Element Description	Unit	Recurring Rate (RC)	Non-Recurring Rate (NRC)
	POT Bay Arrangements <i>Prior to 6/1/99</i>	Per Cross Connect		
PE1PE	2 Wire Cross-Connect		\$0.0776	NA
PE1PF	4 Wire Cross-Connect		\$0.1552	NA
PE1PG	DS1 Cross-Connect		\$0.6406	NA
PE1PH	DS3 Cross-Connect		\$4.75	NA
PE1B2	2 Fiber Cross-Connect		\$25.30	NA
PE1B4	4 Fiber Cross-Connect		\$34.12	NA
	Security Escort			
PE1BT	Basic Time	Per 1/2	NA	\$32.35/\$19.95
PE1OT	Overtime	hour/Additional	NA	\$40.50/\$25.00
PE1PT	Premium Time	Half-hour	NA	\$48.66/\$30.05
AEH	Additional Engineering Fee (Note 6)	Per request, First half hour/Add'l Half hour		First /Add'l Basic Time - \$31.00/\$22.00 Overtime - \$37.00/\$26.00

Note(s):

N/A refers to rate elements which do not have a negotiated rate.

- (1) **Subsequent Application Fee:** BellSouth requires the submission of an Application Fee for modifications to an existing arrangement. However, when the modifications do not require BellSouth to expend capital, BellSouth will assess the Subsequent Application Fee in lieu of the Application Fee. Proposed modifications that could result in assessment of a Subsequent Application Fee would cause BellSouth to analyze the following but are not limited to: floor loading changes, changes to HVAC requirements, power requirement changes which may result in a power plant upgrade, environmental or safety requirements, or equipment relocation. Should the Subsequent Application Fee not be included as part of this Attachment, Xspedius will be assessed the full Application Fee for all subsequent activity for completed arrangements.
- (2) **Space Preparation Fee:** The Space Preparation Fee is a one-time fee, assessed per arrangement, per location. It recovers the costs associated with the shared physical collocation area within a Central Office, which include survey, engineering, design and modification costs for network, building and support systems. In the event Xspedius opts for non-enclosed space, the space preparation fee will be assessed based on the total floor space dedicated to Xspedius as prescribed in Section 7 of the Collocation Attachment.

**EXHIBIT A: BELLSOUTH/Xspedius RATES - LOUISIANA
PHYSICAL COLLOCATION (cont.)**

- (3) **Space Enclosure Fee:** For cages requested prior to June 1, 1999, the Space Enclosure Construction Fee is a monthly recurring fee, assessed per enclosure, per location with a one-hundred (100) square foot minimum enclosure. It recovers costs associated with providing an optional equipment arrangement enclosure, which include architectural and engineering fees, materials, and installation costs. The cost for additional square feet is applicable only when ordered with the first 100 square feet and must be requested in fifty (50) square foot increments. Xspedius may, at its option, arrange with a BellSouth certified contractor to construct the space enclosure in accordance with BellSouth's guidelines and specifications. In this event, the contractor shall directly bill Xspedius for the space enclosure, and this fee shall not be applicable.
- (4) **Cross Connects:** The charges for cross connects are for orders placed electronically. Cross connect elements may also be ordered manually for which there is an additional charge per element.

	First / Additional	Disconnect Charges First / Additional
2-wire	\$24.92/\$23.99	\$10.56/\$9.62
4-wire	\$25.11/\$24.12	\$10.61/\$9.63
DS-1	\$45.49/\$32.48	\$10.64/\$9.71
DS-3	\$43.34/\$31.08	\$12.14/\$9.94

- (5) **Co-Carrier Cross-Connect.** As stated in Section 5 of the Collocation Attachment, Xspedius may connect to other CLECs within the designated Central Office in addition to, and not in lieu of, interconnection to BellSouth services and facilities. Where BellSouth must construct a cable rack structure to house the co-Carrier cross-connection, construction charges will be applied on an individual case basis. BellSouth shall provide an estimate of these charges in the Application Response. Where an existing cable rack structure is in place and has sufficient capacity to accommodate the co-Carrier cross-connection requested, the recurring charges as stated in this Exhibit A shall apply.
- (6) **Additional Engineering Fee.** BellSouth's additional engineering, and other labor costs associated with handling Xspedius -requested modifications to requests in progress or augmentations to existing arrangements shall be recovered as Additional Engineering charges, under provisions in BellSouth's F.C.C. Number 1 Tariff, Sections 13.1 and 13.2. Should Additional Engineering rates not be included, Xspedius agrees not to make changes to collocation arrangement after a Bona Fide Firm Order is submitted.

**EXHIBIT A: BELLSOUTH/Xspedius RATES – MISSISSIPPI
PHYSICAL COLLOCATION**

Rates marked with an asterisk (*) are interim and are subject to true-up.

USOC	Rate Element Description	Unit	Recurring Rate (RC)	Non-Recurring Rate (NRC)
PE1BA	Application Fee	Per Request	NA	\$6,993.00 Disconnect charge \$1.70
PE1CA	Subsequent Application Fee (Note 1)	Per Request	NA	\$1600.00 Minimum
PE1BB	Space Preparation Fee (Note 2)			
	Mechanical / HVAC*	Per ton (one ton minimum)		\$2,100.00
	Ground Bar*	Per Connection		\$720.00
	Project Management*	Per arrangement		\$1,675.00
	Cable Racking/Fiber Duct	Per arrangement, per square foot		ICB
	Frame / Aisle lighting	Per arrangement, per square foot		ICB
	Framework Ground Conductors	Per arrangement		ICB
	Extraordinary Modifications	Per arrangement		ICB
PE1BW PE1CW	Space Enclosure (Note 3) <i>Prior to 6/1/99</i> Welded Wire-mesh Welded Wire-mesh	Per first 100 sq. ft. Per add'l 50 sq. ft.	\$205.08 \$20.83	NA NA
PE1PJ	Floor Space	Per square foot	\$3.45	Disconnect charge \$53.24
PE1BD	Cable Installation	Per Cable	NA	\$2,419.00
PE1PM	Cable Support Structure	Per entrance cable	\$22.90	NA
PE1PL	Power			
	-48V DC Power	Per amp	\$6.93	ICB
	120V AC Power single phase*	Per breaker amp	\$5.50	ICB
	240V AC Power single phase*	Per breaker amp	\$11.00	ICB
	120V AC Power three phase*	Per breaker amp	\$16.50	ICB
	277V AC Power three phase*	Per breaker amp	\$38.20	ICB

**EXHIBIT A: BELLSOUTH/Xspedius RATES - MISSISSIPPI
PHYSICAL COLLOCATION (cont.)**

Rates marked with an asterisk (*) are interim and are subject to true-up.

USOC	Rate Element Description	Unit	Recurring Rate (RC)	Non-Recurring Rate (NRC)
PE1P2	Cross Connects (Note 4) 2-wire	Per Cross Connect	\$3996	First / Additional \$30.93/\$29.59
PE1P4	4-wire		\$7992	\$31.17/\$29.77
PE1P1	DS-1		\$2.90	\$60.42/\$41.68
PE1P3	DS-3		\$53.31	\$57.45/\$39.81
PE1F2	2-fiber		\$15.82	\$73.00/\$52.00
PE1F4	4-fiber		\$28.43	\$88.00/\$67.00
	2-wire			Disconnect Charges First / Additional \$12.76/\$11.43
	4-wire			\$12.83/\$11.43
	DS-1			\$12.87/\$11.54
	DS-3			\$14.92/\$11.80
	Co-Carrier Cross-Connect (Note 5)			
PE1ES Fiber	Fiber Arrangement Cable Support Structure	Per linear foot (existing)	\$0.06	NA
PE1DS Copper	Copper or Coaxial Arrangement	Per linear foot (existing)	\$0.03	NA
TBD	Cable Support Structure Construction	Per new construction	NA	ICB
PE1A1	Security Access System Security system*	Per Central Office	\$52.00	
	New Access Card Activation*	Per Card		\$55.00
	Administrative change, existing card*	Per Card		\$35.00
	Replace lost or stolen card	Per Card		\$250.00
TBD	Space Availability Report*	Per Central Office Requested		\$550.00

**EXHIBIT A: BELLSOUTH/Xspedius RATES - MISSISSIPPI
PHYSICAL COLLOCATION (cont.)**

Rates marked with an asterisk (*) are interim and are subject to true-up.

USOC	Rate Element Description	Unit	Recurring Rate (RC)	Non-Recurring Rate (NRC)
	POT Bay Arrangements <i>Prior to 6/1/99</i>	Per Cross Connect		
PE1PE	2 Wire Cross-Connect		\$0.1195	NA
PE1PF	4 Wire Cross-Connect		\$0.2389	NA
PE1PG	DS1 Cross-Connect		\$0.9862	NA
PE1PH	DS3 Cross-Connect		\$5.81	NA
PE1B2	2 Fiber Cross-Connect		\$39.23	NA
PE1B4	4 Fiber Cross-Connect		\$52.91	NA
AEH	Additional Engineering Fee (Note 6)	Per request, First half hour/Add'l Half hour		First /Add'l Basic Time - \$31.00/\$22.00 Overtime - \$37.00/\$26.00
PE1BT	Security Escort Basic Time	Per 1/2 hour/Additional	NA	\$42.87/\$25.54
PE1OT	Overtime	Half-hour	NA	\$54.43/\$32.41
PE1PT	Premium Time		NA	\$65.99/\$39.28

Note(s):

N/A refers to rate elements which do not have a negotiated rate.

- (1) **Subsequent Application Fee:** BellSouth requires the submission of an Application Fee for modifications to an existing arrangement. However, when the modifications do not require BellSouth to expend capital, BellSouth will assess the Subsequent Application Fee in lieu of the Application Fee. Proposed modifications that could result in assessment of a Subsequent Application Fee would cause BellSouth to analyze the following but are not limited to: floor loading changes, changes to HVAC requirements, power requirement changes which may result in a power plant upgrade, environmental or safety requirements, or equipment relocation. Should the Subsequent Application Fee not be included as part of this Attachment, Xspedius will be assessed the full Application Fee for all subsequent activity for completed arrangements.
- (2) **Space Preparation Fee:** The Space Preparation Fee is a one-time fee, assessed per arrangement, per location. It recovers the costs associated with the shared physical collocation area within a Central Office, which include survey, engineering, design and modification costs for network, building and support systems. In the event Xspedius opts for non-enclosed space, the space preparation fee will be assessed based on the total floor space dedicated to Xspedius as prescribed in Section 7 of the Collocation Attachment.

EXHIBIT A: BELLSOUTH/Xspedius RATES - MISSISSIPPI
PHYSICAL COLLOCATION (cont.)

- (3) **Space Enclosure Fee:** For cages requested prior to June 1, 1999, the Space Enclosure Construction Fee is a monthly recurring fee, assessed per enclosure, per location with a one-hundred (100) square foot minimum enclosure. It recovers costs associated with providing an optional equipment arrangement enclosure, which include architectural and engineering fees, materials, and installation costs. The cost for additional square feet is applicable only when ordered with the first 100 square feet and must be requested in fifty (50) square foot increments. Xspedius may, at its option, arrange with a BellSouth certified contractor to construct the space enclosure in accordance with BellSouth's guidelines and specifications. In this event, the contractor shall directly bill Xspedius for the space enclosure, and this fee shall not be applicable.
- (4) **Cross Connects:** The charges for cross connects are for orders placed electronically. Cross connect elements may also be ordered manually for which there is an additional charge per element.

	First / Additional	Disconnect Charges First / Additional
2-wire	\$33.58 / \$32.24	\$14.27 / \$12.94
4-wire	\$33.82 / \$32.42	\$14.34 / \$12.94
DS-1	\$63.07 / \$44.33	\$14.38 / \$13.05
DS-3	\$60.10 / \$42.46	\$16.43 / \$13.31

- (5) **Co-Carrier Cross-Connect.** As stated in Section 5 of the Collocation Attachment, Xspedius may connect to other CLECs within the designated Central Office in addition to, and not in lieu of, interconnection to BellSouth services and facilities. Where BellSouth must construct a cable rack structure to house the co-Carrier cross-connection, construction charges will be applied on an individual case basis. BellSouth shall provide an estimate of these charges in the Application Response. Where an existing cable rack structure is in place and has sufficient capacity to accommodate the co-Carrier cross-connection requested, the recurring charges as stated in this Exhibit A shall apply.
- (6) **Additional Engineering Fee:** BellSouth's additional engineering, and other labor costs associated with handling Xspedius -requested modifications to requests in progress or augmentations for existing arrangements shall be recovered as Additional Engineering charges, under provisions in BellSouth's F.C.C. Number 1 Tariff, Sections 13.1 and 13.2. Should Additional Engineering rates not be included, Xspedius agrees not to make changes to collocation arrangement after a Bona Fide Firm Order is submitted.

EXHIBIT A: BELLSOUTH/Xspedius RATES – NORTH CAROLINA
PHYSICAL COLLOCATION

Rates marked with an asterisk (*) are interim and are subject to true-up.

USOC	Rate Element Description	Unit	Recurring Rate (RC)	Non-Recurring Rate (NRC)
PE1BA	Application Fee	Per request	NA	\$3,850.00
PE1CA	Subsequent Application Fee (Note 1)	Per request	NA	\$1,600.00 Minimum
	Space Preparation Fee			
	Central Office Modification	Per sq. ft.	\$1.57	
	Common Systems Modification – Cageless	Per sq. ft.	\$3.26	
	Common Systems Modification – Caged	Per cage	\$110.79	
	Power	Per nominal –48v DC Amp	\$5.76	
PE1BW	Space Enclosure (Note 2) Welded Wire-mesh	Per first 100 sq. ft.	\$102.76	NA
PE1CW	Welded Wire-mesh	Per add'l 50 sq. ft.	\$10.44	NA
PE1PJ	Floor Space	Per sq. ft.	\$3.45	NA
PE1BD	Cable Installation	Per cable	NA	\$2,305.00
PE1PM	Cable Support Structure	Per entrance cable	\$21.33	NA
PE1PL	Power -48V DC Power	Per amp	\$6.65	ICB
PE1FB	120V AC Power single phase*	Per breaker amp	\$5.50	ICB
PE1FD	240V AC Power single phase*	Per breaker amp	\$11.00	ICB
PE1FE	120V AC Power three phase*	Per breaker amp	\$16.50	ICB
PE1FG	277 AC Power three phase*	Per breaker amp	\$38.20	ICB
PE1P2	Cross Connects (Note 3) 2-wire	Per cross connect	\$0.32	First/Add'l \$41.78/\$39.23
PE1P4	4-wire		\$0.64	\$41.91/\$39.25
PE1P1	DS-1		\$2.34	\$71.02/\$51.08
PE1P3	DS-3		\$42.84	\$69.84/\$49.43
PE1F2	2-fiber		\$15.99	\$67.34/\$48.55
PE1F4	4-fiber		\$28.74	\$82.35/\$63.56

NORTH CAROLINA (continued)				
USOC	Rate Element Description	Unit	Recurring Rate (RC)	Non-Recurring Rate (NRC)
	Co-Carrier Cross-Connect (Note 4)			
PE1ES Fiber	Fiber Cable Support Structure, existing	Per linear ft.	\$0.06	NA
PE1DS Copper (TBD)	Copper or Coaxial Cable Support Structure, existing	Per linear ft.	\$0.03	NA
	Cable Support Structure Construction, new	Per new construction	NA	ICB
PE1AX	Security Access System Security System*	Per premises	\$52.00	
PE1AA	New Access Card Activation* Administrative change, existing card*	Per card Per card		\$55.00 \$35.00
PE1AR	Replace lost or stolen card	Per card		\$250.00
PE1SR	Space Availability Report*	Per premises requested		\$550.00
	POT Bay Arrangements <i>Prior to 6/1/99</i>	Per cross-connect		
PE1PE	2-Wire Cross-Connect		\$0.10	NA
PE1PF	4-Wire Cross-Connect		\$0.19	NA
PE1PG	DS1 Cross-Connect		\$0.79	NA
PE1PH	DS3 Cross-Connect		\$4.85	NA
PE1B2	2 Fiber Cross-Connect		\$39.67	NA
PE1B4	4 Fiber Cross-Connect		\$53.49	NA
	Security Escort	Per half hr./Add'l half hr.		
PE1BT	Basic Time		NA	\$42.92/\$25.56
PE1OT	Overtime		NA	\$54.51/\$32.44
PE1PT	Premium Time		NA	\$66.10/\$39.32
AEH	Additional Engineering Fee (Note 5)	Per request, first half hr/add'l half hr.		First/Add'l Basic Time \$31.00/\$22.00 Overtime \$37.00/\$26.00

EXHIBIT A: BELLSOUTH/Xspedius RATES – NORTH CAROLINA
PHYSICAL COLLOCATION (continued)

Note(s):

N/A refers to rate elements which do not have a negotiated rate.

- (1) **Subsequent Application Fee:** BellSouth requires the submission of an Application Fee for modifications to an existing arrangement. However, when the modifications do not require BellSouth to expend capital, BellSouth will assess the Subsequent Application Fee in lieu of the Application Fee. Proposed modifications that could result in assessment of a Subsequent Application Fee would cause BellSouth to analyze the following but are not limited to: floor loading changes, changes to HVAC requirements, power requirement changes which may result in a power plant upgrade, environmental or safety requirements, or equipment relocation. Should the Subsequent Application Fee not be included as part of this Attachment, Xspedius will be assessed the full Application Fee for all subsequent activity for completed arrangements.
- (2) **Space Enclosure Fee:** The Space Enclosure Construction Fee is a monthly recurring fee, assessed per enclosure, per location with a one-hundred (100) square foot minimum enclosure. It recovers costs associated with providing an optional equipment arrangement enclosure, which include architectural and engineering fees, materials, and installation costs. The cost for additional square feet is applicable only when ordered with the first 100 square feet and must be requested in fifty (50) square foot increments. Xspedius may, at its option, arrange with a BellSouth Certified Contractor to construct the space enclosure in accordance with BellSouth's guidelines and specifications. In this event, the BellSouth Certified Contractor shall directly bill Xspedius for the space enclosure, and this fee shall not be applicable.
- (3) **Cross Connect:** The charges for cross connects are for orders placed electronically. Cross connect elements may also be ordered manually for which there is an additional charge per element.

	<u>First/Additional</u>
2-wire	\$46.53/\$43.98
4-wire	\$46.64/\$43.98
DS-1	\$75.72/\$55.78
DS-3	\$74.54/\$54.13

- (4) **Co-Carrier Cross-Connect.** As stated in Section 5 of the Collocation Attachment, Xspedius may connect to other CLECs within the designated Premises in addition to, and not in lieu of, interconnection to BellSouth services and facilities. Where BellSouth must construct a cable rack structure to house the co-Carrier cross-connection, construction charges will be applied on an individual case basis as described in Section 5.6.1 of the Collocation Attachment. BellSouth shall provide an estimate of these charges in the Application Response. Where an existing cable rack structure is in place and has sufficient capacity to accommodate the co-Carrier cross-connection requested, the recurring charges as stated in this Exhibit A shall apply.

(2)

**EXHIBIT A: BELLSOUTH/Xspedius RATES – SOUTH CAROLINA
PHYSICAL COLLOCATION**

Rates marked with an asterisk (*) are interim and are subject to true-up.

USOC	Rate Element Description	Unit	Recurring Rate (RC)	Non-Recurring Rate (NRC)
PE1BA	Application Fee	Per Request	NA	\$4,850.00
PE1CA	Subsequent Application Fee (Note 1)	Per Request	NA	\$1600.00 Minimum
PE1BB	Space Preparation Fee (Note 2)			
	Mechanical / HVAC*	Per ton (one ton minimum)		\$2,100.00
	Ground Bar*	Per Connection		\$720.00
	Project Management*	Per arrangement		\$1,675.00
	Cable Racking/Fiber Duct	Per arrangement, per square foot		ICB
	Frame / Aisle lighting	Per arrangement, per square foot		ICB
	Framework Ground Conductors	Per arrangement		ICB
	Extraordinary Modifications			ICB
PE1BW PE1CW	Space Enclosure (Note 3) <i>Prior to 6/1/99</i>			
	Welded Wire-mesh	Per first 100 sq. ft.	\$224.60	NA
	Welded Wire-mesh	Per add'l 50 sq. ft.	\$22.81	NA
PE1PJ	Floor Space	Per square foot	\$3.90	NA
PE1BD	Cable Installation	Per Cable	NA	\$2,217.00
PE1PM	Cable Support Structure	Per entrance cable	\$24.55	NA
PE1PL	Power			
	-48V DC Power	Per amp	\$7.09	ICB
	120V AC Power single phase*	Per breaker amp	\$5.50	ICB
	240V AC Power single phase*	Per breaker amp	\$11.00	ICB
	120V AC Power three phase*	Per breaker amp	\$16.50	ICB
	277V AC Power three phase*	Per breaker amp	\$38.20	ICB

**EXHIBIT A: BELLSOUTH/Xspedius RATES – SOUTH CAROLINA
PHYSICAL COLLOCATION (cont.)**

USOC	Rate Element Description	Unit	Recurring Rate (RC)	Non-Recurring Rate (NRC)
	Cross Connects (Note 4)			First / Additional
PE1P2	2-wire	Per Cross Connect	\$.3648	\$41.50/\$38.94
PE1P4	4-wire	Per Cross Connect	\$.7297	\$41.56/\$38.90
PE1P1	DS-1	Per Cross Connect	\$2.70	\$70.79/\$50.78
PE1P3	DS-3	Per Cross Connect	\$49.24	\$69.60/\$49.14
PE1F2	2-fiber	Per Cross Connect	\$13.75	\$73.00/\$52.00
PE1F4	4-fiber	Per Cross Connect	\$24.71	\$88.00/\$67.00
	Co-Carrier Cross-Connect (Note 5)			
PE1ES Fiber	Fiber Arrangement Cable Support Structure	Per linear foot (existing)	\$0.06	NA
PE1DS Copper	Copper or Coaxial Arrangement	Per linear foot (existing)	\$0.03	NA
TBD	Cable Support Structure Construction	Per new construction	NA	ICB
PE1A1	Security Access System Security system* New Access Card Activation* Administrative change, existing card* Replace lost or stolen card	Per Central Office Per Card Per Card Per Card	\$52.00	\$55.00 \$35.00 \$250.00
TBD	Space Availability Report*	Per Central Office Requested		\$550.00
	POT Bay Arrangements Prior to 6/1/99	Per Cross Connect		
PE1PE	2 Wire Cross-Connect		\$.1091	NA
PE1PF	4 Wire Cross-Connect		\$.2181	NA
PE1PG	DS1 Cross-Connect		\$.9004	NA
PE1PH	DS3 Cross-Connect		\$5.64	NA
PE1B2	2 Fiber Cross-Connect		\$34.09	NA
PE1B4	4 Fiber Cross-Connect		\$45.97	NA
	Security Escort			
PE1BT	Basic Time	Per 1/2 hour	NA	\$43.00/\$25.57
PE1OT	Overtime	hour/Additional	NA	\$54.62/\$32.46
PE1PT	Premium Time	Half-hour	NA	\$66.24/\$39.35

**EXHIBIT A: BELLSOUTH/Xspedius RATES – SOUTH CAROLINA
PHYSICAL COLLOCATION (cont.)**

AEH	Additional Engineering Fee (Note 6)	Per request, First half hour/Add'l Half hour		First /Add'l Basic Time - \$31.00/\$22.00 Overtime - \$37.00/\$26.00

Note(s):

N/A refers to rate elements which do not have a negotiated rate.

- (1) **Subsequent Application Fee:** BellSouth requires the submission of an Application Fee for modifications to an existing arrangement. However, when the modifications do not require BellSouth to expend capital, BellSouth will assess the Subsequent Application Fee in lieu of the Application Fee. Proposed modifications that could result in assessment of a Subsequent Application Fee would cause BellSouth to analyze the following but are not limited to: floor loading changes, changes to HVAC requirements, power requirement changes which may result in a power plant upgrade, environmental or safety requirements, or equipment relocation. Should the Subsequent Application Fee not be included as part of this Attachment, Xspedius will be assessed the full Application Fee for all subsequent activity for completed arrangements.
- (2) **Space Preparation Fee:** The Space Preparation Fee is a one-time fee, assessed per arrangement, per location. It recovers the costs associated with the shared physical collocation area within a Central Office, which include survey, engineering, design and modification costs for network, building and support systems. In the event Xspedius opts for non-enclosed space, the space preparation fee will be assessed based on the total floor space dedicated to Xspedius as prescribed in Section 7 of the Collocation Attachment.
- (3) **Space Enclosure Fee:** For cages requested prior to June 1, 1999, the Space Enclosure Construction Fee is a monthly recurring fee, assessed per enclosure, per location with a one-hundred (100) square foot minimum enclosure. It recovers costs associated with providing an optional equipment arrangement enclosure, which include architectural and engineering fees, materials, and installation costs. The cost for additional square feet is applicable only when ordered with the first 100 square feet and must be requested in fifty (50) square foot increments. Xspedius may, at its option, arrange with a BellSouth certified contractor to construct the space enclosure in accordance with BellSouth's guidelines and specifications. In this event, the contractor shall directly bill Xspedius for the space enclosure, and this fee shall not be applicable.
- (4) **Cross Connects:** The charges for cross connects are for orders placed electronically. Cross connect elements may also be ordered manually for which there is an additional charge per element.

	<u>First / Additional</u>
2-wire	\$46.66 / \$44.10
4-wire	\$46.68 / \$44.02
DS-1	\$75.88 / \$55.87
DS-3	\$74.69 / \$54.23

- (5) **Co-Carrier Cross-Connect.** As stated in Section 5 of the Collocation Attachment, Xspedius may connect to other CLECs within the designated Central Office in addition to, and not in lieu of, interconnection to BellSouth services and facilities. Where BellSouth must construct a cable rack structure to house the co-Carrier cross-connection, construction charges will be applied on an individual case basis. BellSouth shall provide an estimate of these charges in the Application Response. Where an existing cable rack structure is in place and has sufficient capacity to accommodate the co-Carrier cross-connection requested, the recurring charges as stated in this Exhibit A shall apply.

**EXHIBIT A: BELLSOUTH/Xspedius RATES – SOUTH CAROLINA
PHYSICAL COLLOCATION (cont.)**

- (6) **Additional Engineering Fee:** BellSouth's additional engineering, and other labor costs associated with handling Xspedius - requested modifications to requests in progress or augmentations to existing arrangements shall be recovered as Additional Engineering charges, under provisions in BellSouth's F.C.C. Number 1 Tariff, Sections 13.1 and 13.2. Should Additional Engineering rates not be included, Xspedius agrees not to make changes to collocation arrangement after a Bona Fide Firm Order is submitted.

EXHIBIT A: BELLSOUTH/Xspedius RATES – TENNESSEE*
PHYSICAL COLLOCATION

*All Rates are interim and subject to true-up.

USOC	Rate Element Description	Unit	Recurring Rate (RC)	Non-Recurring Rate (NRC)
PE1BA	Application Fee	Per Request	NA	\$3,850.00
PE1CA	Subsequent Application Fee (Note 1)	Per Request	NA	\$1,600.00 Minimum
PE1BB	Space Preparation Fee (Note 2)			
	Mechanical / HVAC	Per ton (one ton minimum)		\$2,100.00
	Ground Bar	Per Connection		\$720.00
	Project Management	Per arrangement		\$1,675.00
	Cable Racking/Fiber Duct	Per arrangement, per square foot		ICB
	Frame / Aisle lighting	Per arrangement, per square foot		ICB
	Framework Ground Conductors	Per arrangement		ICB
	Extraordinary Modifications	Per arrangement		ICB
PE1BW PE1CW	Space Enclosure (Note 3) <i>Prior to 6/1/99</i> Welded Wire-mesh Welded Wire-mesh	Per first 100 sq. ft. Per add'l 50 sq. ft.	\$190.79 \$19.38	NA NA
PE1PJ	Floor Space	Per square foot	\$7.50	NA
PE1BD	Cable Installation	Per Cable	NA	\$2,750.00
PE1PM	Cable Support Structure	Per entrance cable	\$13.35	NA
PE1PL	Power			
	-48V DC Power	Per amp	\$5.00	ICB
	120V AC Power single phase	Per breaker amp	\$5.50	ICB
	240V AC Power single phase	Per breaker amp	\$11.00	ICB
	120V AC Power three phase	Per breaker amp	\$16.50	ICB
	277V AC Power three phase	Per breaker amp	\$38.20	ICB

EXHIBIT A: BELLSOUTH/Xspedius RATES – TENNESSEE*
PHYSICAL COLLOCATION (cont.)

*Rates are interim and subject to true-up.

USOC	Rate Element Description	Unit	Recurring Rate (RC)	Non-Recurring Rate (NRC)
PE1P2	Cross Connects 2-wire	Per Cross Connect	\$.30	First / Additional \$19.20/\$19.20
PE1P4	4-wire		\$.50	\$19.20/\$19.20
PE1P1	DS-1		\$8.00	\$155.00/\$27.00
PE1P3	DS-3		\$72.00	\$155.00/\$27.00
PE1F2	2-fiber		\$15.90	\$73.00/\$52.00
PE1F4	4-fiber		\$28.50	\$88.00/\$67.00
	Co-Carrier Cross-Connect (Note 4)			
PE1ES Fiber	Fiber cable support structure, existing	Per linear foot	\$0.06	NA
PE1DS Copper	Copper or Coaxial cable support structure, existing	Per linear foot	\$0.03	NA
TBD	Cable Support Structure Construction (new)	Per new construction	NA	ICB
PE1A1	Security Access System Security system New Access Card Activation Administrative change, existing card Replace lost or stolen card	Per Central Office Per Card Per Card Per Card	\$52.00	\$55.00 \$35.00 \$250.00
TBD	Space Availability Report	Per Central Office Requested		\$550.00
	POT Bay Arrangements Prior to 6/1/99			
PE1PE	2 Wire Cross-Connect	Per Cross Connect	\$0.40	NA
PE1PF	4 Wire Cross-Connect	Per Cross Connect	\$1.20	NA
PE1PG	DS1 Cross-Connect	Per Cross Connect	\$1.20	NA
PE1PH	DS3 Cross-Connect	Per Cross Connect	\$8.00	NA
PE1B2	2 Fiber Cross-Connect	Per Cross Connect	\$39.30	NA
PE1B4	4 Fiber Cross-Connect	Per Cross Connect	\$53.00	NA

EXHIBIT A: BELLSOUTH/Xspedius RATES – TENNESSEE*
PHYSICAL COLLOCATION (cont.)

*Rates are interim and subject to true-up.

USOC	Rate Element Description	Unit	Recurring Rate (RC)	Non-Recurring Rate (NRC)
PE1BT PE1OT PE1PT	Security Escort Basic Time Overtime Premium Time	Per 1/2 hour/Additional Half-hour	NA NA NA	\$41.00/\$25.00 \$48.00/\$30.00 \$55.00/\$35.00
AEH	Additional Engineering Fee (Note 5)	Per request, First half hour/Add'l Half hour		First /Add'l Basic Time - \$31.00/\$22.00 Overtime - \$37.00/\$26.00

Note(s):

N/A refers to rate elements which do not have a negotiated rate.

- (1) **Subsequent Application Fee:** BellSouth requires the submission of an Application Fee for modifications to an existing arrangement. However, when the modifications do not require BellSouth to expend capital, BellSouth will assess the Subsequent Application Fee in lieu of the Application Fee. Proposed modifications that could result in assessment of a Subsequent Application Fee would cause BellSouth to analyze the following but are not limited to: floor loading changes, changes to HVAC requirements, power requirement changes which may result in a power plant upgrade, environmental or safety requirements, or equipment relocation. Should the Subsequent Application Fee not be included as part of this Attachment, Xspedius will be assessed the full Application Fee for all subsequent activity for completed arrangements.
- (2) **Space Preparation Fee:** The Space Preparation Fee is a one-time fee, assessed per arrangement, per location. It recovers the costs associated with the shared physical collocation area within a Central Office, which include survey, engineering, design and modification costs for network, building and support systems. In the event Xspedius opts for non-enclosed space, the space preparation fee will be assessed based on the total floor space dedicated to Xspedius as prescribed in Section 7 of the Collocation Attachment.
- (3) **Space Enclosure Fee:** For cages requested prior to June 1, 1999, the Space Enclosure Construction Fee is a monthly recurring fee, assessed per enclosure, per location with a one-hundred (100) square foot minimum enclosure. It recovers costs associated with providing an optional equipment arrangement enclosure, which include architectural and engineering fees, materials, and installation costs. The cost for additional square feet is applicable only when ordered with the first 100 square feet and must be requested in fifty (50) square foot increments. Xspedius may, at its option, arrange with a BellSouth certified contractor to construct the space enclosure in accordance with BellSouth's guidelines and specifications. In this event, the contractor shall directly bill Xspedius for the space enclosure, and this fee shall not be applicable.

EXHIBIT A: BELLSOUTH/Xspedius RATES – TENNESSEE*
PHYSICAL COLLOCATION (cont.)

- (4) **Co-Carrier Cross-Connect.** As stated in Section 5 of the Collocation Attachment, Xspedius may connect to other CLECs within the designated Central Office in addition to, and not in lieu of, interconnection to BellSouth services and facilities. Where BellSouth must construct a cable rack structure to house the co-Carrier cross-connection, construction charges will be applied on an individual case basis. BellSouth shall provide an estimate of these charges in the Application Response. Where an existing cable rack structure is in place and has sufficient capacity to accommodate the co-Carrier cross-connection requested, the recurring charges as stated in this Exhibit A shall apply.
- (5) **Additional Engineering Fee:** BellSouth's additional engineering, and other labor costs associated with handling Xspedius -requested modifications to requests in progress or augmentations for existing arrangements shall be recovered as Additional Engineering charges, under provisions in BellSouth's F.C.C. Number 1 Tariff, Sections 13.1 and 13.2. Should Additional Engineering rates not be included, Xspedius agrees not to make changes to collocation arrangement after a Bona Fide Firm Order is submitted.

ENVIRONMENTAL AND SAFETY PRINCIPLES

The following principles provide basic guidance on environmental and safety issues when applying for and establishing Physical Collocation arrangements.

1. GENERAL PRINCIPLES

- 1.1 Compliance with Applicable Law. BellSouth and Xspedius agree to comply with applicable federal, state, and local environmental and safety laws and regulations including U.S. Environmental Protection Agency (USEPA) regulations issued under the Clean Air Act (CAA), Clean Water Act (CWA), Resource Conservation and Recovery Act (RCRA), Comprehensive Environmental Response, Compensation and Liability Act (CERCLA), Superfund Amendments and Reauthorization Act (SARA), the Toxic Substances Control Act (TSCA), and OSHA regulations issued under the Occupational Safety and Health Act of 1970, as amended and NFPA and National Electrical Codes (NEC) and the NESC ("Applicable Laws"). Each party shall notify the other if compliance inspections are conducted by regulatory agencies and/or citations are issued that relate to any aspect of this agreement.
- 1.2 Notice. BellSouth and Xspedius shall provide notice to the other, including Material Safety Data Sheets (MSDSs), of known and recognized physical hazards or Hazardous Chemicals existing on site or brought on site. Each party is required to provide specific notice for known potential Imminent Danger conditions. Xspedius should contact 1-800-743-6737 for BellSouth MSDS sheets.
- 1.3 Practices/Procedures. BellSouth may make available additional environmental control procedures for Xspedius to follow when working at a BellSouth Premises (See Section 2, below). These practices/procedures will represent the regular work practices required to be followed by the employees and contractors of BellSouth for environmental protection. Xspedius will require its contractors, agents and others accessing the BellSouth Premises to comply with these practices. Section 2 lists the Environmental categories where BST practices should be followed by CLEC when operating in the BellSouth Premises.
- 1.4 Environmental and Safety Inspections. BellSouth reserves the right to inspect the Xspedius space with proper notification. BellSouth reserves the right to stop any Xspedius work operation that imposes Imminent Danger to the environment, employees or other persons in the area or Facility.

EXHIBIT B

- 1.5 Hazardous Materials Brought On Site. Any hazardous materials brought into, used, stored or abandoned at the BellSouth Premises by Xspedius are owned by Xspedius. Xspedius will indemnify BellSouth for claims, lawsuits or damages to persons or property caused by these materials. Without prior written BellSouth approval, no substantial new safety or environmental hazards can be created by Xspedius or different hazardous materials used by Xspedius at BellSouth Facility. Xspedius must demonstrate adequate emergency response capabilities for its materials used or remaining at the BellSouth Facility.
- 1.6 Spills and Releases. When contamination is discovered at a BellSouth Premises, the party discovering the condition must notify BellSouth. All Spills or Releases of regulated materials will immediately be reported by Xspedius to BellSouth.
- 1.7 Coordinated Environmental Plans and Permits. BellSouth and Xspedius will coordinate plans, permits or information required to be submitted to government agencies, such as emergency response plans, spill prevention control and countermeasures (SPCC) plans and community reporting. If fees are associated with filing, BellSouth and Xspedius will develop a cost sharing procedure. If BellSouth's permit or EPA identification number must be used, Xspedius must comply with all of BellSouth's permit conditions and environmental processes, including environmental "best management practices (BMP)" (see Section 2, below) and/or selection of BST disposition vendors and disposal sites.
- 1.8 Environmental and Safety Indemnification. BellSouth and Xspedius shall indemnify, defend and hold harmless the other party from and against any claims (including, without limitation, third-party claims for personal injury or death or real or personal property damage), judgments, damages, (including direct and indirect damages, and punitive damages), penalties, fines, forfeitures, costs, liabilities, interest and losses arising in connection with the violation or alleged violation of any Applicable Law or contractual obligation or the presence or alleged presence of contamination arising out of the acts or omissions of the indemnifying party, its agents, contractors, or employees concerning its operations at the Facility.

2. CATEGORIES FOR CONSIDERATION OF ENVIRONMENTAL ISSUES

When performing functions that fall under the following Environmental categories on BellSouth's Premises, Xspedius agrees to comply with the applicable sections of the current issue of BellSouth's Environmental and Safety Methods and Procedures (M&Ps), incorporated herein by this reference. Xspedius further agrees to cooperate with BellSouth to ensure that Xspedius's employees, agents, and/or subcontractors are knowledgeable of and satisfy those provisions of BellSouth's Environmental M&Ps which apply to the specific Environmental function being performed by Xspedius , its employees, agents and/or subcontractors.

The most current version of reference documentation must be requested from BellSouth.

2. **Categories for Consideration of Environmental Issues (cont.)**

ENVIRONMENTAL CATEGORIES	ENVIRONMENTAL ISSUES	ADDRESSED BY THE FOLLOWING DOCUMENTATION
Disposal of hazardous material or other regulated material (e.g., batteries, fluorescent tubes, solvents & cleaning materials)	Pollution liability insurance EVET approval of contractor	Std T&C 450 GU-BTEN-001BT, Chapter 4 Std T&C 660-3 GU-BTEN-001BT, Chapter 10
Emergency response	Hazmat/waste release/spill firesafety emergency	GU-BTEN-001BT, Chapter Building Emergency Operations Plan (EOP) (specific to Premises)
Contract labor/outsourcing for services with environmental implications to be performed on BellSouth Premises (e.g., disposition of hazardous material/waste; maintenance of storage tanks)	Performance of services in accordance with BST's environmental M&Ps Insurance	Std T&C 450 Std T&C 450-B (Contact E/S or your DEC/LDEC for copy of appropriate E/S M&Ps.) Std T&C 660
Transportation of hazardous material	Pollution liability insurance EVET approval of contractor	Std T&C 450 GU-BTEN-001BT, Chapter 4 Std T&C 660-3 GU-BTEN-001BT, Chapter 10
Maintenance/operations work which may produce a waste Other maintenance work	Protection of BST employees and equipment	Std T&C 450 GU-BTEN-001BT, Chapter 10 29CFR 1910.147 29CFR 1910 Subpart O

<p>Janitorial services</p>	<p>All waste removal and disposal must conform to all applicable federal, state and local regulations</p> <p>All HazMat & Waste Asbestos notification protection of BST employees and equipment</p>	<p>P&SM Manager – Procurement GU-BTEN-001BT, Chapter 4, GU-BTEN-001BT, Chapter 3 BSP 010-170-001BS (Hazcom)</p>
<p>Manhole cleaning</p>	<p>Pollution liability insurance</p> <p>Manhole entry requirements</p> <p>EVET approval of contractor</p>	<p>Std T&C 450 Std T&C 660-3 BSP 620-145-011PR Issue A, August 1996 GU-BTEN-001BT, Chapter 10 RL9706008BT</p>
<p>Removing or disturbing building materials that may contain asbestos</p>	<p>Asbestos work practices</p>	<p>GU-BTEN-001BT, Chapter 3</p>

3. **DEFINITIONS**

Generator. Under RCRA, the person whose act produces a Hazardous Waste, as defined in 40 CFR 261, or whose act first causes a Hazardous Waste to become subject to regulation. The Generator is legally responsible for the proper management and disposal of Hazardous Wastes in accordance with regulations.

Hazardous Chemical. As defined in the U.S. Occupational Safety and Health (OSHA) hazard communication standard (29 CFR 1910.1200), any chemical which is a health hazard or physical hazard.

Hazardous Waste. As defined in section 1004 of RCRA.

Imminent Danger. Any conditions or practices at a facility which are such that a danger exists which could reasonably be expected to cause immediate death or serious harm to people or immediate significant damage to the environment or natural resources.

Spill or Release. As defined in Section 101 of CERCLA.

4. **ACRONYMS**

DEC/LDEC - Department Environmental Coordinator/Local Department Environmental Coordinator

GU-BTEN-001BT - BellSouth Environmental Methods and Procedures

EVET - Environmental Vendor Evaluation Team

P&SM - Property & Services Management

Std. T&C - Standard Terms & Conditions

NESC - National Electrical Safety Codes

Attachment 5

**Access to Numbers
and
Number Portability**

TABLE OF CONTENTS

1. NON-DISCRIMINATORY ACCESS TO TELEPHONE NUMBERS 3

2. LOCAL NUMBER PORTABILITY 3

3. TRANSITION TO PERMANENT NUMBER PORTABILITY 9

4. TRUE-UP 9

5. OPERATIONAL SUPPORT SYSTEM (OSS) RATES 10

ACCESS TO NUMBERS and NUMBER PORTABILITY

1. Non-Discriminatory Access to Telephone Numbers

- 1.1 Nothing in this Agreement shall be construed to limit or otherwise adversely affect in any manner either Party's right to employ, or to request and be assigned, any Central Office (NXX) Codes pursuant to the Central Office Code Assignment Guidelines, as may be amended from time to time, or to establish, by Tariff or otherwise, Rate Center and Rating Points corresponding to such NXX Codes.
- 1.2 During the term of this Agreement, the Parties shall contact the applicable numbering resource administrator as determined by the FCC, for the assignment of numbering resources. In order to be assigned a Central Office Code, Xspedius will be required to complete the Central Office Code (NXX) Assignment Request and Confirmation Form (Code Request Form) in accordance with Industry Numbering Committee's Central Office Code (NXX) Assignment Guidelines (INC 95-0407-008).
- 1.3 For the purposes of the resale of BellSouth's telecommunications services by Xspedius, BellSouth will provide Xspedius with on line access to telephone numbers for reservation on a first come first served basis. Such reservations of telephone numbers, on a pre-ordering basis shall be for a period of nine (9) days.
- 1.4 Further, upon Xspedius's request and for the purposes of the resale of BellSouth's telecommunications services by Xspedius, BellSouth will reserve up to 100 telephone numbers per Common Language Location Identifier Code (CLLIC), for Xspedius's sole use. Such telephone number reservations shall be transmitted to Xspedius via electronic file transfer. Such reservations shall be valid for ninety (90) days from the reservation date. Xspedius acknowledges that there may be instances where there is a shortage of telephone numbers in a particular CLLIC and in such instances BellSouth shall use its best efforts to reserve for a ninety (90) day period a sufficient quantity for Xspedius's reasonable need in that particular CLLIC.

2. Local Number Portability

- 2.1 The Parties shall provide local number portability on a reciprocal basis to each other to the extent technically feasible, and in accordance with the applicable rules and regulations as prescribed from time to time by the FCC and/or the Commission.
- 2.2 Permanent Number Portability

- 2.2.1 Deployment of LNP. Local Number Portability (“LNP”) is a permanent number portability solution that allows End Users to keep their existing Telephone Line Numbers (“TLNs”) when switching LECs. The Parties shall implement and deploy the Location Routing Number (“LRN”) solution for LNP in accordance with orders, rulings and policies regarding LNP issued by the FCC and the applicable State Commissions, including, without limitation, the FCC prescribed permanent LNP geographic deployment schedules.
 - 2.2.2 Description of LNP. LNP uses the industry standard LRN that assigns a unique 10-digit number to each Wire Center. To support LNP, LRN data is stored, and LNP services are provisioned on Advanced Intelligent Network (“AIN”) elements that replace the dialed TLN with the LRN so that LNP calls can be routed to the proper Wire Center for connection to the dialed party. To obtain the LRN data and properly provision LNP services, carriers must be connected to independently operated Regional Number Portability Administration Centers (“NPACs”), which will manage LNP services and provide LNP call routing data to carriers.
 - 2.2.3 Once LNP is implemented, either Party may withdraw its Interim Number Portability (“INP”) offerings (as described in Section 2.8 hereafter), subject to (i) provision of reasonable advance notice to the other Party; and (ii) coordination to allow the seamless and transparent conversion of INP Customers to LNP.
 - 2.2.4 End User Line Charge Recovery of charges associated with implementing Number Portability through a monthly charge assessed to end users has been authorized by the FCC. This end user line charge will be as filed in the BellSouth FCC No. 1 Tariff and will be billed to Xspedius where Xspedius is a subscriber to local switching or where Xspedius is a reseller of BellSouth telecommunications services. This charge will not be discounted.
- 2.3 Interim Number Portability
- 2.3.1 Service Provider Number Portability
 - 2.3.1.1 Until the industry-wide permanent solution is implemented in an end office, BellSouth shall provide Service Provider Number Portability (“SPNP”). SPNP is an interim service arrangement whereby an end user who switches subscription of his local exchange service from BellSouth to a CLEC, or vice versa, is permitted to retain the use of his existing assigned telephone number, provided that the end user remains at the same location for his local exchange service or changes locations and service providers but stays within the same Rate Center for his Local Exchange Service.

- 2.3.1.2 SPNP is available through either remote call forwarding or direct inward dialing trunks, at the election of Xspedius . Remote call forwarding (SPNP-RCF) is an existing switch-based BellSouth service that redirects calls within the telephone network. Direct inward dialing trunks (SPNP-DID) allow calls to be routed over a dedicated facility to the Xspedius switch that serves the subscriber. SPNP-DID Service requires ordering consecutive telephone numbers in blocks of twenty. To order non-consecutive telephone numbers or telephone numbers in less than blocks of twenty, the NBR process must be used. SS7 Signaling is required for the provision of either of these services.
- 2.3.1.3 SPNP-DID is available from BellSouth on a per DS0, DS1, or DS3 basis. Where SPNP-DID is technically feasible and is provided on a DS1 or a DS3 basis, the applicable channelization rates are those specified in Section E6 in BellSouth's Intrastate Access Tariffs, incorporated herein by this reference. SPNP is available only for basic Local Exchange Service.
- 2.3.1.4 SPNP is available only where Xspedius or BellSouth is currently providing, or will begin providing concurrent with provision of SPNP, basic Local Exchange Service to the affected End User. SPNP for a particular telephone number is available only from the Central Office originally providing Local Exchange Service to the End User. SPNP for a particular assigned telephone number will be disconnected when any End User, Commission, BellSouth, or Xspedius initiated activity (*e.g.*, a change in exchange boundaries) would normally result in a telephone number change had the End User retained his initial Local Exchange Service.
- 2.3.1.5 SPNP-RCF, as contemplated by this Agreement, is a telecommunications service whereby a call dialed to an SPNP-RCF equipped telephone number is automatically forwarded to an assigned seven- or ten- digit telephone number within the local calling area as defined in the Commission filed Xspedius or BellSouth Local Exchange Tariff(s) of the Party porting the SPNP-RCF telephone number. The forwarded-to number shall be specified by the Xspedius or BellSouth, as appropriate. The forwarding Party will provide identification of the originating telephone number, via SS7 signaling, to the receiving Party. Identification of the originating telephone number to the SPNP-RCF End User cannot be guaranteed, however. SPNP-RCF provides a single call path for the forwarding of no more than one simultaneous call to the receiving Party's specified forwarded-to number. Additional call paths for the forwarding

of multiple simultaneous calls are available on a per path basis at separate rates in addition to the rates for SPNP-RCF.

- 2.3.1.6 SPNP-DID service, as contemplated by this Agreement, provides trunk side access to End Office switches for direct inward dialing to the other company's premises equipment from the telecommunications network to lines associated with the other company's switching equipment and must be provided on all trunks in a group arranged for inward service. A SPNP-DID trunk termination charge, provided with SS7 Signaling only, applies for each trunk voice grade equivalent. In addition, direct facilities are required from the end office where a ported number resides to the end office serving the ported end user customer. The rates for a switched local channel and switched dedicated transport apply as contained in Attachment 2. Transport mileage will be calculated as the airline distance between the end office where the number is ported and the Point of Interface ("POI") using the V&H coordinate method. SPNP-DID must be established with a minimum configuration of two channels and one unassigned telephone number per switch, per arrangement for control purposes. Transport facilities arranged for SPNP-DID may not be mixed with any other type of trunk group, with no outgoing calls placed over said facilities. SPNP-DID will be provided only where such facilities are available and where the switching equipment of the ordering company is properly equipped. Where SPNP-DID service is required from more than one wire center or from separate trunk groups within the same wire center, such service provided from each wire center or each trunk group within the same wire center shall be considered a separate service. Only customer-dialed sent-paid calls will be completed to the first number of a SPNP-DID number group; however, there are no restrictions on calls completed to other numbers of a SPNP-DID number group. Interface group arrangements provided for terminating the switched transport at the Party's terminal location are as set forth in of BellSouth's Intrastate Access Services Tariff, § E6.1.3.A, as amended from time to time.
- 2.3.1.7 The calling Party shall be responsible for payment of the applicable charges for sent-paid calls to the SPNP number. For collect, third-Party, or other operator-assisted non-sent paid calls to the ported telephone number, BellSouth or Xspedius shall be responsible for the payment of charges under the same terms and conditions for which the end user would have been liable for those charges. Either company may request that the other block collect and third company non-sent paid calls to the SPNP-assigned telephone number. If a company does not

request blocking, the other company will provide itemized local usage data for the billing of non-sent paid calls on the monthly bill of usage charges provided at the individual end user account level. The detail will include itemization of all billable usage. Each company shall have the option of receiving this usage data on a daily basis via a data file transfer arrangement. This arrangement will utilize the existing industry uniform standard, known as EMR standards, for exchange of billing data. Files of usage data will be created daily for the optional service. Usage originated and recorded in the sending BellSouth RAO will be provided in unrated or rated format, depending on processing system. Xspedius usage originated elsewhere and delivered via CMDS to the sending BellSouth RAO shall be provided in rated format.

- 2.3.1.8 Each Party shall be responsible for obtaining authorization from the End User for the handling of the disconnection of the End User's service, the provision of new local service and the provision of SPNP services. Each Party shall be responsible for coordinating the provision of service with the other to assure that its switch is capable of accepting SPNP ported traffic. Each Party shall be responsible for providing equipment and facilities that are compatible with the other's service parameters, interfaces, equipment and facilities and shall be required to provide sufficient terminating facilities and services at the terminating end of an SPNP call to adequately handle all traffic to that location and shall be solely responsible to ensure that its facilities, equipment and services do not interfere with or impair any facility, equipment, or service of the other Party or any of its end users. In the event that either Party determines in its reasonable judgment that the other company will likely impair or is impairing, or interfering with any equipment, facility or service or any of its end users, that company may either refuse to provide SPNP service or may terminate SPNP service to the other Party after providing appropriate notice.
- 2.3.1.9 Each Party shall be responsible for providing an appropriate intercept announcement service for any telephone numbers subscribed to SPNP services for which it is not presently providing local exchange service or terminating to an end user. Where either Party chooses to disconnect or terminate any SPNP service, that Party shall be responsible for designating the preferred standard type of announcement to be provided.
- 2.3.1.10 Each Party shall be the other Party's single point of contact for all repair calls on behalf of each company's end user. Each

Party reserves the right to contact the other company's customers if deemed necessary for maintenance purposes.

- 2.3.1.11 Neither Party shall be responsible for adverse effects on any service, facility or equipment from the use of SPNP services. End-to-end transmission characteristics may vary depending on the distance and routing necessary to complete calls over SPNP facilities and the fact that another carrier is involved in the provisioning of service. Therefore, end-to-end transmission characteristics cannot be specified by either Party for such calls. Neither Party shall be responsible to the other if any necessary change in protection criteria or in any of the facilities, operation, or procedures of either renders any facilities provided by the other company obsolete or renders necessary modification of the other Party's equipment.
- 2.3.1.12 For terminating IXC traffic ported to either Party which requires use of either Party's Tandem switching, the Tandem provider will bill the IXC Tandem switching and a pro rata portion of the transport, and the other Party will bill the IXC local switching, the carrier common line (CCL), the Interconnection Charge and a portion of the transport. If the Tandem provider is unable to provide the necessary access records to permit the other Party to bill the IXC directly for terminating access to ported numbers, then the Tandem provider will bill the IXC full terminating switched access charges at the tandem provider's rate and will compensate the other company at the tandem company's tariffed rates and remit the local switching, the Interconnection Charge, a pro rata portion of transport and CCL revenues to the other Party. If an intraLATA toll call is delivered, the delivering Party will pay terminating access rates to the other Party. This subsection does not apply in cases where SPNP-DID is utilized for number portability. 2.3.1.13 If, through a final and effective order, the Federal Communications Commission ("FCC") issues regulations pursuant to 47 U.S.C. § 251 to require number portability different than that provided pursuant to this section, BellSouth will comply with that order.
- 2.3.1.14 Charges for INP shall be as specified in Exhibit A, provided that interim rates will be replaced or trued-up in accordance with regulatory requirements.

2.4 INP Requirements

- 2.4.1 Either Party will exchange with the other SS7 TCAP messages as required for the implementation of Customer Local Area Signaling Services (CLASS) or other features available. 2.4.2 Either Party shall notify the

other of any technical or capacity limitations that would prevent use of a requested INP implementation in a particular End Office or Wire Center.

- 2.4.3 Either Party shall pass all Calling Party Number (“CPN”) or Automatic Number Identification (“ANI”) information to and from the ported number, whenever technically feasible.
- 2.4.4 Unless approved by Xspedius, BellSouth agrees not to issue Telephone Line Number (“TLN”) based calling card numbers to End Users that port their numbers to Xspedius.
- 2.4.5 BellSouth and Xspedius shall cooperate in resolving all service calls involving the other Party’s service, to avoid unnecessary service outages.

2.5 Number Portability Through NXX Migration

- 2.5.1 If the Parties mutually agree to use Local Exchange Routing Guide (“LERG”) reassignment as the method to move an End User’s telephone numbers from one Party’s switch to the other Party’s switch in a particular instance, the Parties shall enter into a separate written agreement that must address terms and conditions of the reassignment, including, but not limited to, ordering processes and specific implementation procedures for the reassignment of the appropriate NXX as shown in the LERG, to the new service providers switch, and any applicable rates.

3. **Transition to Permanent Number Portability**

Once a long-term database method of providing Local Number Portability (LNP) is implemented in an end office pursuant to Federal Communications Commission or State commission orders, rules or regulations, with advance written notice, both Parties must withdraw its Interim Number Portability (INP) offerings. The transition from existing INP arrangements to LNP shall occur within one hundred twenty (120) days from the date LNP is implemented in the end office serving the telephone number. Neither Party shall charge the other Party for conversion from INP to LNP. The Parties shall comply with any INP/LNP transition processes established by the FCC and State commissions and appropriate industry number portability work groups.

Notwithstanding the foregoing, the Parties acknowledge that the FCC has determined once LNP has been deployed pursuant to the FCC’s orders, rules and regulations, that all local exchange carriers (LECs) have the duty to provide LNP. Therefore, either Party, at any time, may seek appropriate legal or regulatory relief concerning the transition from INP to LNP or other related issues.

4. **True-up**

This section applies only to Tennessee.

The interim prices for Network Elements and Other Services and Local Interconnection shall be subject to true-up according to the following procedures:

- 4.1 The interim prices shall be true-up, either up or down, based on final prices determined either by further agreement between the Parties, or by a final order (including any appeals) of the Commission which final order meets the criteria of (3) below. The Parties shall implement the true-up by comparing the actual volumes and demand for each item, together with interim prices for each item, with the final prices determined for each item. Each Party shall keep its own records upon which the true-up can be based, and any final payment from one Party to the other shall be in an amount agreed upon by the Parties based on such records. In the event of any disagreement as between the records or the Parties regarding the amount of such true-up, the Parties agree that the body having jurisdiction over the matter shall be called upon to resolve such differences, or the Parties may mutually agree to submit the matter to the Dispute Resolution process in accordance with the provisions in the General Terms and Conditions and Attachment 1 of this Agreement.
- 4.2. The Parties may continue to negotiate toward final prices, but in the event that no such agreement is reached within nine (9) months, either Party may petition the Commission to resolve such disputes and to determine final prices for each item. Alternatively, upon mutual agreement, the Parties may submit the matter to the Dispute Resolution Process set forth in the General Terms and Conditions and Attachment 1 of the Agreement, so long as they file the resulting Agreement with the Commission as a “negotiated Agreement” under Section 252(e) of the Act.
- 4.3. A final order of this Commission that forms the basis of a true-up shall be the final order as to prices based on appropriate cost studies, or potentially may be a final order in any other Commission proceeding which meets the following criteria:
 - (a) BellSouth and Xspedius is entitled to be a full Party to the proceeding;
 - (b) It shall apply the provisions of the federal Telecommunications Act of 1996, including but not limited to Section 252(d)(1) (which contains pricing standards) and all then-effective implementing rules and regulations; and,
 - (c) It shall include as an issue the geographic deaveraging of network element prices, which deaveraged prices, if any are required by said final order, shall form the basis of any true-up.

5. Operational Support System (OSS) Rates

All Local Service Requests (“LSRs”) submitted for products and services under this Attachment will be subject to the OSS charges set forth in the General Terms and Conditions of this Agreement.

BELLSOUTH/Xspedius RATES
SERVICE PROVIDER
NUMBER PORTABILITY

DESCRIPTION	USOC	RATES BY STATE									
		AL	FL	GA	KY	LA	MS	NC	SC	TN	
INTERIM SERVICE PROVIDER NUMBER PORTABILITY - RCF (1) (2)											
RCF, per number ported (Business Line), 10 paths	TNPBL	NA	NA	NA	NA	NA	NA	\$2.25	NA	NA	
RCF, per number ported (Residence Line), 6 paths	TNPRL	NA	NA	NA	NA	NA	NA	\$1.15	NA	NA	
RCF, per number ported (Business Line)	TNPBL	\$2.13	NA	\$2.03	NA	\$2.29	\$2.34	NA	\$2.17	\$1.50	
NRC	TNPBL	\$0.65	NA	\$0.51	NA	\$0.49	\$0.6441	NA	\$0.7046	NA	
NRC - Disconnect Charge	TNPBL	\$0.07	NA	NA	NA	\$0.05	\$0.0644	\$0.50	NA	NA	
RCF, per number ported (Residence Line)	TNPRL	\$2.13	NA	\$2.03	NA	\$2.29	\$2.34	NA	\$2.17	\$1.25	
NRC	TNPRL	\$0.65	NA	\$0.51	NA	\$0.49	\$0.6441	NA	\$0.7046	NA	
NRC - Disconnect Charge	TNPRL	\$0.07	NA	NA	NA	\$0.05	\$0.0644	\$0.50	NA	NA	
RCF, add'l capacity for simultaneous call forwarding, per additional path	N/A	\$0.32	NA	\$0.2836	NA	\$0.38	\$0.3838	NA	\$0.3854	\$0.50	
RCF, per service order, per location	(++) Bus = TNPBD Res = TNPRD										
NRC - 1st	TNP++	\$1.44	NA	\$2.10	NA	\$2.02	\$2.84	None	\$1.37	\$25.00	
NRC - Add'l	TNP++	\$1.44	NA	\$2.10	NA	\$2.02	\$2.84	None	\$1.37	\$25.00	
NRC - Disconnect - 1st	TNP++	\$1.44	NA	NA	NA	\$2.01	\$2.84	NA	NA	NA	
NRC - Disconnect - Add'l	TNP++	\$1.44	NA	NA	NA	\$2.01	\$2.84	NA	NA	NA	
NRC - Incremental Charge - Manual Service Order - 1st	SOMAN	\$27.37	NA	NA	NA	\$18.14	\$25.52	NA	NA	NA	
NRC - Incremental Charge - Manual Service Order - Add'l	SOMAN	\$27.37	NA	NA	NA	\$18.14	\$25.52	NA	NA	NA	
NRC - Incremental Charge - Manual Service Order - Disconnect - 1st	SOMAN	\$17.77	NA	NA	NA	\$11.41	\$16.06	NA	\$44.70	NA	
NRC - Incremental Charge - Manual Service Order - Disconnect - Add'l	SOMAN	\$17.77	NA	NA	NA	\$11.41	\$16.06	NA	\$44.70	NA	
INTERIM SERVICE PROVIDER NUMBER PORTABILITY - DID											
DID per number ported, Residence - NRC	TNPDR	\$1.18	NA	\$0.93	NA	\$0.89	\$1.17	NA	\$2.25	NA	
DID per number ported, Residence - NRC - Disconnect	TNPDR	\$1.18	NA	NA	NA	\$0.90	\$1.17	NA	NA	NA	
DID per number ported, Business - NRC	TNPDB	\$1.18	NA	\$0.93	NA	\$0.89	\$1.17	NA	\$2.25	NA	
DID per number ported, Business - NRC - Disconnect	TNPDB	\$1.18	NA	NA	NA	\$0.90	\$1.17	NA	NA	NA	
DID per service order, per location											
NRC - 1st	TNPRD	\$1.44	NA	\$2.10	NA	\$2.02	\$2.84	NA	\$1.37	NA	
NRC - Add'l	TNPRD	\$1.44	NA	\$2.10	NA	\$2.02	\$2.84	NA	\$1.37	NA	
NRC - Disconnect - 1st	TNPRD	\$1.44	NA	NA	NA	\$2.01	\$2.84	NA	\$44.70	NA	
NRC - Disconnect - Add'l	TNPRD	\$1.44	NA	NA	NA	\$2.01	\$2.84	NA	\$44.70	NA	
NRC - Incremental Charge - Manual Service Order - 1st	SOMAN	\$27.37	NA	\$18.94	NA	\$18.14	\$25.52	NA	NA	NA	
NRC - Incremental Charge - Manual Service Order - Add'l	SOMAN	\$27.37	NA	NA	NA	\$18.14	\$25.52	NA	NA	NA	
NRC - Incremental Charge - Manual Service Order - Disconnect - 1st	SOMAN	\$17.77	NA	NA	NA	\$11.41	\$16.06	NA	NA	NA	
NRC - Incremental Charge - Manual Service Order - Disconnect - Add'l	SOMAN	\$17.77	NA	NA	NA	\$11.41	\$16.06	NA	NA	NA	
DID, per trunk termination, Initial	TNPT2	\$11.84	NA	\$10.73	NA	\$12.46	\$13.78	NA	\$13.16	NA	
DID, per trunk termination, Initial - NRC	TNPT2	\$173.73	NA	\$135.47	NA	\$129.69	\$171.68	NA	\$218.03	NA	
DID, per trunk termination, Initial - Disconnect	TNPT2	\$50.43	NA	NA	NA	\$37.85	\$49.86	NA	NA	NA	
DID, per trunk termination, Subsequent	TNPT2	\$11.84	NA	\$10.73	NA	\$12.46	\$13.78	NA	\$13.16	NA	
DID, per trunk termination, Subsequent - NRC	TNPT2	\$51.35	NA	\$39.53	NA	\$37.85	\$50.69	NA	\$73.63	NA	
DID, per trunk termination, Subsequent - Disconnect	TNPT2	\$25.00	NA	NA	NA	\$18.75	\$24.71	NA	NA	NA	

NOTES:

If no rate is identified in the contract, the rate for the specific service or function will be as set forth in applicable BellSouth tariff or as negotiated by the Parties upon request by either Party.

1 Until the FCC issues its order implementing a cost recovery mechanism for permanent number portability, the Company will track its costs of providing interim SPNP with sufficient detail to verify the costs. This will facilitate the Florida PSCs consideration of the recovery of these costs in Docket 950737-TP. (FL)

2 BellSouth and CLEC will each bear their own costs of providing remote call forwarding as an interim number portability option. (KY)

Attachment 6

Ordering and Provisioning

TABLE OF CONTENTS

1. **QUALITY OF ORDERING AND PROVISIONING**.....3

2. **ACCESS TO OPERATIONAL SUPPORT SYSTEMS**4

3. **MISCELLANEOUS ORDERING AND PROVISIONING GUIDELINES**6

ORDERING AND PROVISIONING

1. Quality of Ordering and Provisioning

1.1 BellSouth shall provide ordering and provisioning services to Xspedius that are equal to the ordering and provisioning services BellSouth provides to itself or any other CLEC. Detailed guidelines for ordering and provisioning are set forth in BellSouth's Local Interconnection and Facility Based Ordering Guide and Resale Ordering Guide, as appropriate, and as they are amended from time to time during this Agreement. To the extent the Terms of this Attachment differ from BellSouth's Local Interconnection and Facilities Based Ordering Guide and Resale Guide, the rate terms and conditions of this Attachment shall take precedence.

1.2 BellSouth will perform provisioning services in the UNE Centers during the following normal hours of operation:

Monday - Friday - 8:00AM - 5:00PM Eastern time (excluding holidays)
(Resale/Network Element non coordinated, coordinated orders and order coordinated - Time Specific)

Saturday - 8:00 AM - 5:00 PM Eastern time (excluding holidays)
(Resale/Network Element non coordinated orders)

Field provisioning services shall be performed on the same schedule as set forth above; provided, however, that times shall be based upon location time rather than Eastern time.

All other Xspedius requests for provisioning and installation services are considered outside of the normal hours of operation and may be performed subject to the application of overtime billing charges at the labor rates set forth in BellSouth's FCC No. 1 tariff.

If BellSouth begins working on an order which is scheduled to be completed during standard hours, but, due solely to BellSouth's delay, completes the work after standard hours, no such additional charges shall apply. If Xspedius requests such provisioning services outside of normal hours of operation, BellSouth shall quote within three (3) Business Days of the request, a rate for such services in accordance with BellSouth's FCC No. 1 tariff. If Xspedius accepts BellSouth's quote, BellSouth shall provide the requested services. If BellSouth agrees to provide expanded standard coverage hours to any other Telecommunications Carrier, Xspedius shall be able immediately to avail itself of the same expanded hours on the same terms as made available to such other Telecommunications Carrier.

2. Access to Operational Support Systems

- 2.1 BellSouth shall provide Xspedius with access to OSS pre-order functions at parity to that provided by BellSouth to itself, its Affiliates, or any other Telecommunications Carrier. Access to these support systems is available through a variety of means, including electronic interfaces. BellSouth also provides the option of placing orders manually (e.g., via facsimile) through the Local Carrier Service Center. The operations support systems available are:
- 2.2 Pre-Ordering. Pre-ordering includes the activities undertaken by Xspedius to gather and verify information necessary to formulate an accurate order for End Users. BellSouth provides electronic access to the following pre-ordering functions: service address validation, telephone number selection, including vanity number selection and reservations, service and feature availability at serving wire center, due date information, serving facilities information and Customer Service Record (“CSR”) information. Access is provided through the Local Exchange Navigation System (LENS) and the Telecommunications Access Gateway (TAG). CSR information includes any and all customer specific information, including but not limited to, customer specific information in CRIS and RSAG. Xspedius agrees not to view, copy, or otherwise obtain access to the CSR of any customer without that customer's permission and further agrees that Xspedius will obtain access to CSR information only in strict compliance with applicable FCC Rules and Orders and other laws, rules, or regulations of the State in which the service is provided.
- 2.2.1 Interfaces. BellSouth shall make available the following interfaces to Xspedius for access to pre-order functions: LENS; and TAG . Each such interface shall be available on a non-discriminatory basis in connection with pre-ordering for Resale services and UNES that are available electronically.
- 2.2.2 The Parties acknowledge that ordering requirements necessitate the use of current, real time pre-order information to accurately build service orders. Each pre-order interface shall be available except for downtime attributable to maintenance and upload, twenty-four (24) hours a day, seven (7) days a week.
- 2.2.3 Xspedius shall be permitted to reserve a number, including, without limitation, a vanity number, for up to thirty (30) days for End Users.
- 2.2.4 All CSR data exchanged must be in English text, and not only USOC or FID format, provided that such information is maintained in textual format by BellSouth. All other data shall be in a mutually agreed upon nomenclature.
- 2.2.5 Upon request, BellSouth shall provide Xspedius with pre-order information in batch transmission to the extent available or provided to any other Telecommunications Carrier on the same terms and conditions and at the same rates.

- 2.2.6 Pre-ordering functions shall be provided at parity as measured by the Performance Measurement metrics included in Attachment 9 hereto.
- 2.3 Service Ordering and Provisioning. BellSouth provides electronic options for the exchange of ordering and provisioning information. BellSouth provides an Electronic Data Interchange (EDI) arrangement for certain resale requests and certain network elements and other services. The EDI interface can be integrated with the TAG pre-ordering interface by Xspedius. As an alternative to the EDI arrangement, BellSouth also provides ordering and provisioning capability through TAG that can be integrated with the TAG pre-ordering capability by Xspedius. Also, as an alternative, BellSouth provides integrated pre-ordering, ordering, and provisioning capability through the LENS interface. Ordering and provisioning intervals shall be at provisioned at parity to what BellSouth provides to itself, its affiliates and/or other CLECs. Parity in performance shall be measured by the performance measurement metrics set forth in Attachment 9.
- 2.3.1 For generation of Resale service orders, ordering flows shall be available via such electronic interfaces for each of the following ordering functions: Conversion (“as is” or “with changes”); Change (features, listings, long distance); New Connect; Disconnect; From and To (change of premises with same service).
- 2.3.2 BellSouth shall provide to Xspedius an electronic interface for transmitting of orders, and receiving Firm Order Confirmation (“FOC”), completion notices, Due-Date Jeopardies, and, as available, other provisioning data and information. BellSouth shall provide Xspedius with a FOC for each Resale and UNE order. The FOC includes: purchase order number, telephone number, Local Service Request number, due date, and Service Order number.
- 2.3.3 BellSouth shall provision Resale Services and UNEs as prescribed in Xspedius service order requests. Access to status on electronically-submitted Resale services and UNEs shall be provided via the electronic interfaces. Access to status on manually-submitted service order requests shall be provided manually or via the Purchase Order Number (“PON”) report on the internet.
- 2.3.4 BellSouth shall provide notice of a lack of facilities availability at parity to that BellSouth provides to itself, its Affiliates, or any other Telecommunications Carrier.
- 2.3.5 Order Flow Through. “Order Flow Through” is defined as the process whereby Xspedius’s orders are transmitted electronically through the gateway and accepted into BellSouth’s back office order systems without manual intervention. BellSouth shall provide Flow Through of electronic processes in a manner consistent with, at a minimum, at a level of quality equivalent to itself or to any CLEC with comparable systems.
- 2.4 Service Trouble Reporting and Repair. Service trouble reporting and repair allows Xspedius to report and monitor service troubles and obtain repair services. BellSouth shall offer Xspedius service trouble reporting in a non-discriminatory

manner that provides Xspedius the equivalent ability to report and monitor service troubles that BellSouth provides to itself. BellSouth also provides Xspedius an estimated time to repair, an appointment time or a commitment time, as appropriate, on trouble reports. BellSouth provides two options for electronic trouble reporting. For exchange services, BellSouth offers Xspedius access to the Trouble Analysis Facilitation Interface (TAFI). For individually designed services, BellSouth provides electronic trouble reporting through an electronic communications gateway. If the CLEC requests BellSouth to repair a trouble after normal working hours, the CLEC will be billed the appropriate overtime charges associated with this request pursuant to BellSouth's tariffs.

2.5 Migration of Xspedius to New BellSouth Software Releases. BellSouth will issue new software releases for its electronic interfaces as needed to improve operations and meet standards and regulatory requirements. When a new release is implemented, BellSouth will continue to support both the new release (N) and the prior release (N-1). When BellSouth makes the next release (N+1), BellSouth will eliminate support for the (N-1) release and support the two newest releases (N and N+1). Thus, BellSouth will always support the two most current releases.

2.5.1 BellSouth will issue documents to Xspedius with sufficient notice to allow Xspedius to make the necessary changes to their systems and operations to migrate to the newest release in a timely fashion.

2.5.2 With respect to any modification or discontinuation that materially affects Xspedius's use of such interface, BellSouth shall provide Xspedius with advance notice of such modification or discontinuation consistent with applicable FCC requirements.

2.6 Rates. Charges for use of Operational Support Systems shall be as set forth in the General Terms and Conditions of this Agreement.

3. Miscellaneous Ordering and Provisioning Guidelines

3.1 Pending Orders. To ensure the most efficient use of facilities and resources, orders placed in the hold or pending status by Xspedius will be held for a maximum of thirty (30) days from the date the order is placed on hold. After such time, if Xspedius wishes to reinstate an order, Xspedius may be required to submit a new service order. If an Xspedius order is placed on hold by BellSouth then Xspedius will not have to submit a new order.

3.2 Single Point of Contact. Xspedius will be the single point of contact with BellSouth for ordering activity for network elements and other services used by Xspedius to provide services to its end users. BellSouth may accept an order directly from another CLEC, or BellSouth, acting with authorization of the affected end user. Xspedius and BellSouth shall each execute a blanket letter of authorization with respect to customer orders. The Parties shall each be entitled to adopt their own internal processes for verification of customer authorization for orders, provided, however, that such processes shall comply with applicable state

and federal law including, until superseded, the FCC guidelines and orders applicable to Presubscribed Interexchange Carrier (PIC) changes. Pursuant to such an order, BellSouth may disconnect any network element associated with the service to be disconnected and being used by Xspedius to provide service to that end user and reuse such network elements or facilities to enable such other LEC to provide service to the end user. BellSouth will notify Xspedius that such an order has been processed, but will not be required to notify Xspedius in advance of such processing. BellSouth will notify Xspedius within (2) business days via OUTPLOC that such disconnect has been completed.

3.3 Use of Facilities. When a customer of Xspedius elects to discontinue service and transfer service to another local exchange carrier, including BellSouth, BellSouth shall have the right to reuse the facilities provided to Xspedius by BellSouth for retail or resale service, loop and/or port for that customer. In addition, BellSouth may disconnect and reuse facilities when the facility is in a denied state and BellSouth has received an order to disconnect or transfer the Xspedius service.

3.3.1 Upon receipt of a service order, BellSouth will do the following:

3.3.1.1 Process disconnect and reconnect orders to provision the service which shall be due dated using nondiscriminatory procedures and intervals which are at parity to the provisioning intervals BellSouth provides itself or other CLECs;

3.3.1.2 Reuse the serving facility for the retail, resale service, or network element at the same location; and

3.3.1.3 Notify Xspedius subsequent to the disconnect order being completed in accordance with Section 3.2 above.

3.4 Contact Numbers.

The Parties agree to provide one another with toll-free contact numbers for the purpose of ordering, provisioning and maintenance of services. BellSouth shall provide single points of contact (“SPOC”) for the provisioning of Resale Services (LCSC) and UNEs (UNE Center) ordered by Xspedius. Pre-ordering and ordering shall be available via an electronic interface seven (7) days a week, 24 hours a day.

BellSouth shall provide access to assistance for technical issues such as connectivity and passwords related to LENS, TAG and TAFI, and to the “EDI Central Group” for technical problems with EDI. Assistance will be available by telephone during normal business hours and through other contacts on nights, weekends and holidays.

3.5 Disaster Recovery Plan. BellSouth’s Disaster Recovery Plan is as set forth in Exhibit A of this Attachment.

3.6 Subscription Functions. In cases where BellSouth performs subscription functions for an inter-exchange carrier (i.e. PIC and LPIC changes via Customer

Account Record Exchange (CARE)), BellSouth will provide the affected inter-exchange carriers with the Operating Company Number (OCN) of the local provider for the purpose of obtaining end user billing account and other end user information required under subscription requirements.

- 3.7 Cancellation Charges. If Xspedius cancels an order for network elements or other services, any costs incurred by BellSouth in conjunction with the provisioning of that order will be recovered in accordance with FCC No. 1 Tariff, Section 5.4.
- 3.8 Ordering and Provisioning Information: BellSouth shall provide the following to Xspedius upon request:
 - 3.8.1 Design Layout Records (“DLRs”) for designed unbundled Network Elements;
 - 3.8.2 Advance information on the details and requirements for planning and implementation of NPA splits; and
 - 3.8.3 Access to the Regional Street Address Guide (“RSAG”) information via LENS or TAG pre-ordering.
- 3.9 BellSouth and Xspedius shall establish mutually acceptable methods and procedures for handling all misdirected calls from Xspedius End Users. All misdirected calls to BellSouth from Xspedius End Users shall be given a recording (or a live statement) directing them to call an Xspedius-designated toll free number. Xspedius, on a reciprocal basis, shall refer all misdirected calls that Xspedius receives from BellSouth End Users to a BellSouth-designated number. Xspedius and BellSouth each shall be responsible for providing the other party with its current toll free number. The foregoing shall apply only when the Party receiving such call knows or has reason to know that the call is misdirected from an End User of the other Party hereto.
- 3.10 BellSouth shall provide order format specifications to Xspedius for all available services, features, and functions and for ancillary data required by BellSouth to provision these services.
- 3.11 BellSouth shall provide Xspedius with standard expected provisioning intervals for all unbundled Network Elements.
- 3.12 BellSouth shall not reconfigure any Xspedius service rearrangements of any Xspedius End User for Resale services, UNEs or Combinations, unless so directed by Xspedius. Any Xspedius End User that contacts BellSouth regarding a change to its Xspedius service (excluding changes in its local service provider) shall be advised to contact Xspedius. Any BellSouth End User that contacts Xspedius regarding a change in BellSouth service (excluding changes in its local service provider) shall be advised to contact BellSouth.
- 3.13 The Parties shall provide a generic intercept referral message that includes any new telephone number of an End User for the same period of time that BellSouth currently provides such a message for its own End Users. The intercept message

shall be similar in format to the intercept referral message currently provided by BellSouth for its own End Users.

- 3.14 BellSouth shall perform all pre-testing necessary to ensure the services ordered meet the specifications outlined in the technical service description provided by BellSouth for the service being ordered.
- 3.15 Any written “leave behind” materials that BellSouth technicians provide to Xspedius End Users shall be non-branded materials that do not identify the work being performed as being by BellSouth. These materials shall include, without limitation, non-branded forms for the Customer and non-branded “not at home” cards.
- 3.16 If an Xspedius End User requests a change of service at the time of installation, BellSouth technicians shall direct them to contact Xspedius directly and provide a toll-free number supplied by Xspedius. When a BellSouth employee visits the premise of an Xspedius End User, the BellSouth employee shall inform the Customer that he or she is acting on behalf of Xspedius.
- 3.17 BellSouth shall provide telephone and/or facsimile notification of any Xspedius end user service request and charges therefore not authorized on the Xspedius service request, and obtain Xspedius’s approval prior to commencing work.
- 3.18 Each Party shall train and direct its employees who have contact with End Users of the other Party in the process of provisioning, maintenance or repair not to disparage the other Party or its services in any way to the other Party’s End Users.
- 3.19 When Xspedius places an LSR, Xspedius shall specify a requested Due Date, and BellSouth shall specify a Due Date based on the applicable intervals. In the event Xspedius’s requested date is less than the standard interval, Xspedius shall contact BellSouth by telephone and the Parties shall negotiate an expedited Due Date. This situation shall be considered an expedited order for which expedite charges will apply in accordance with BellSouth FCC No. 1 Tariff. BellSouth shall not complete the order prior to the Due Date unless authorized by Xspedius. If BellSouth misses the Due Date, BellSouth shall promptly notify Xspedius of the revised installation Due Date. If Xspedius requests that an order be expedited, BellSouth shall notify Xspedius of the status of the order (i) by the end of the same Business Day when such expedite requests are made prior to noon; or (ii) by noon the following Business Day otherwise.
- 3.20 Xspedius and BellSouth shall agree to escalation procedures and contacts for resolving questions and disputes related to ordering and provisioning procedures or to the processing of individual orders, subject ultimately to the dispute resolution provisions of this Agreement. The Parties shall use best efforts to notify each other of any modifications to these contacts within ten (10) days of any such modifications.
- 3.21 BellSouth shall transmit to Xspedius a FOC or, in the alternative, notification of the lack of available facilities within time periods specified hereafter after

BellSouth's receipt of a complete and correct order from Xspedius, provided, however, that an order for complex services requiring a service inquiry shall be deemed received for these purposes only after completion of the service inquiry. The FOC shall contain a commitment date, which shall be established on a nondiscriminatory basis with respect to installation dates for comparable orders at such time. If Xspedius uses LENS, EDI, or any other electronic interface for the submission of the order, the FOC or notification shall be posted by BellSouth in such interface within twenty four (24) hours of receipt of the order. If Xspedius does not use these interfaces, or these interfaces are not available for the service or UNE being ordered, BellSouth shall transmit the FOC or notification by telecopier to a toll-free number provided by Xspedius within forty eight (48) hours of BellSouth's receipt of the order. When Xspedius submits a complete and correct LSR for SPNP and an associated unbundled Loop simultaneously, BellSouth shall likewise issue a FOC for both the Loop and the SPNP simultaneously.

- 3.23 For Local Service Requests submitted via an electronic interface, BellSouth shall notify Xspedius via the same electronic interface, of Rejections/Errors contained in any of the data element(s) field(s) contained on any Xspedius Local Service Request. For Local Service Requests submitted manually, BellSouth shall notify Xspedius by facsimile of such Rejections and Errors. BellSouth will notify Xspedius of Rejections or Errors in 95% of mechanized orders within one (1) hour from BellSouth's receipt of the order. BellSouth will notify Xspedius of Rejections or Errors in 85% of non-mechanized and partially mechanized orders within forty-eight (48) hours from BellSouth's receipt of the order.

BellSouth Disaster Recovery Plan

***2000
BELLSOUTH
DISASTER RECOVERY PLANNING
For
CLECS***

CONTENTS

	<u>PAGE</u>
1.0 Purpose	4
2.0 Single Point of Contact	4
3.0 Identifying the Problem	4
3.1 Site Control	5
3.2 Environmental Concerns	6
4.0 The Emergency Control Center (ECC)	6
5.0 Recovery Procedures	7
5.1 CLEC Outage	7
5.2 BellSouth Outage	7
5.2.1 Loss of Central Office	8
5.2.2 Loss of a Central Office with Serving Wire Center Functions	8
5.2.3 Loss of a Central Office with Tandem Functions	8
5.2.4 Loss of a Facility Hub	9
5.3 Combined Outage (CLEC and BellSouth Equipment)	9
6.0 T1 Identification Procedures	9
7.0 Acronyms	10

1.0 PURPOSE

In the unlikely event of a disaster occurring that affects BellSouth's long-term ability to deliver traffic to a Competitive Local Exchange Carrier (CLEC), general procedures have been developed to hasten the recovery process. Since each location is different and could be affected by an assortment of potential problems, a detailed recovery plan is impractical. However, in the process of reviewing recovery activities for specific locations, some basic procedures emerge that appear to be common in most cases.

These general procedures should apply to any disaster that affects the delivery of traffic for an extended time period. Each CLEC will be given the same consideration during an outage and service will be restored as quickly as possible.

This document will cover the basic recovery procedures that would apply to every CLEC.

2.0 SINGLE POINT OF CONTACT

When a problem is experienced, regardless of the severity, the BellSouth Network Management Center (NMC) will observe traffic anomalies and begin monitoring the situation. Controls will be appropriately applied to insure the sanity of BellSouth's network; and, in the event that a switch or facility node is lost, the NMC will attempt to circumvent the failure using available reroutes.

BellSouth's NMC will remain in control of the restoration efforts until the problem has been identified as being a long-term outage. At that time, the NMC will contact BellSouth's Emergency Control Center (ECC) and relinquish control of the recovery efforts. Even though the ECC may take charge of the situation, the NMC will continue to monitor the circumstances and restore traffic as soon as damaged network elements are revitalized.

The telephone number for the BellSouth Network Management Center in Atlanta, as published in Telcordia's National Network Management Directory, is 404-321-2516.

3.0 IDENTIFYING THE PROBLEM

During the early stages of problem detection, the NMC will be able to tell which CLECs are affected by the catastrophe. Further analysis and/or first hand observation will determine if the disaster has affected CLEC equipment only; BellSouth equipment only or a combination. The initial restoration activity will be largely determined by the equipment that is affected.

Once the nature of the disaster is determined and after verifying the cause of the problem, the NMC will initiate reroutes and/or transfers that are jointly agreed upon by the affected CLECs' Network Management Center and the BellSouth NMC. The type and percentage of controls used will depend upon available network capacity. Controls necessary to stabilize the situation will be invoked and the NMC will attempt to re-establish as much traffic as possible.

For long term outages, recovery efforts will be coordinated by the Emergency Control Center (ECC). Traffic controls will continue to be applied by the NMC until facilities are re-established. As equipment is made available for service, the ECC will instruct the NMC to begin removing the controls and allow traffic to resume.

3.1 SITE CONTROL

In the total loss of building use scenario, what likely exists will be a smoking pile of rubble. This rubble will contain many components that could be dangerous. It could also contain any personnel on the premises at the time of the disaster. For these reasons, the local fire marshal with the assistance of the police will control the site until the building is no longer a threat to surrounding properties and the companies have secured the site from the general public.

During this time, the majority owner of the building should be arranging for a demolition contractor to mobilize to the site with the primary objective of reaching the cable entrance facility for a damage assessment. The results of this assessment would then dictate immediate plans for restoration, both short term and permanent.

In a less catastrophic event, i.e., the building is still standing and the cable entrance facility is usable, the situation is more complex. The site will initially be controlled by local authorities until the threat to adjacent property has diminished. Once the site is returned to the control of the companies, the following events should occur.

An initial assessment of the main building infrastructure systems (mechanical, electrical, fire & life safety, elevators, and others) will establish building needs. Once these needs are determined, the majority owner should lead the building restoration efforts. There may be situations where the site will not be totally restored within the confines of the building. The companies must individually determine their needs and jointly assess the cost of permanent restoration to determine the overall plan of action.

Multiple restoration trailers from each company will result in the need for designated space and installation order. This layout and control is required to maximize the amount of restoration equipment that can be placed at the site, and the priority of placements.

Care must be taken in this planning to insure other restoration efforts have logistical access to the building. Major components of telephone and building equipment will need to be removed and replaced. A priority for this equipment must also be jointly established to facilitate overall site restoration. (Example: If the AC switchgear has sustained damage, this would be of the highest priority in order to regain power, lighting, and HVAC throughout the building.)

If the site will not accommodate the required restoration equipment, the companies would then need to quickly arrange with local authorities for street closures, rights of way or other possible options available.

3.2 ENVIRONMENTAL CONCERNS

In the worse case scenario, many environmental concerns must be addressed. Along with the police and fire marshal, the state environmental protection department will be on site to monitor the situation.

Items to be concerned with in a large central office building could include:

1. Emergency engine fuel supply. Damage to the standby equipment and the fuel handling equipment could have created "spill" conditions that have to be handled within state and federal regulations.
2. Asbestos containing materials that may be spread throughout the wreckage. Asbestos could be in many components of building, electrical, mechanical, outside plant distribution, and telephone systems.
3. Lead and acid. These materials could be present in potentially large quantities depending upon the extent of damage to the power room.
4. Mercury and other regulated compounds resident in telephone equipment.
5. Other compounds produced by the fire or heat.

Once a total loss event occurs at a large site, local authorities will control immediate clean up (water placed on the wreckage by the fire department) and site access.

At some point, the companies will become involved with local authorities in the overall planning associated with site clean up and restoration. Depending on the clean up approach taken, delays in the restoration of several hours to several days may occur.

In a less severe disaster, items listed above are more defined and can be addressed individually depending on the damage.

In each case, the majority owner should coordinate building and environmental restoration as well as maintain proper planning and site control.

4.0 THE EMERGENCY CONTROL CENTER (ECC)

The ECC is located in the Colonnade Building in Birmingham, Alabama. During an emergency, the ECC staff will convene a group of pre-selected experts to inventory the damage and initiate corrective actions. These experts have regional access to BellSouth's personnel and equipment and will assume control of the restoration activity anywhere in the nine-state area.

In the past, the ECC has been involve with restoration activities resulting from hurricanes, ice storms and floods. They have demonstrated their capabilities during these calamities as well as

during outages caused by human error or equipment failures. This group has an excellent record of restoring service as quickly as possible.

During a major disaster, the ECC may move emergency equipment to the affected location, direct recovery efforts of local personnel and coordinate service restoration activities with the CLECs. The ECC will attempt to restore service as quickly as possible using whatever means is available; leaving permanent solutions, such as the replacement of damaged buildings or equipment, for local personnel to administer.

Part of the ECC's responsibility, after temporary equipment is in place, is to support the NMC efforts to return service to the CLECs. Once service has been restored, the ECC will return control of the network to normal operational organizations. Any long-term changes required after service is restored will be made in an orderly fashion and will be conducted as normal activity.

5.0 RECOVERY PROCEDURES

The nature and severity of any disaster will influence the recovery procedures. One crucial factor in determining how BellSouth will proceed with restoration is whether or not BellSouth's equipment is incapacitated. Regardless of who's equipment is out of service, BellSouth will move as quickly as possible to aid with service recovery; however, the approach that will be taken may differ depending upon the location of the problem.

5.1 CLEC OUTAGE

For a problem limited to one CLEC (or a building with multiple CLECs), BellSouth has several options available for restoring service quickly. For those CLECs that have agreements with other CLECs, BellSouth can immediately start directing traffic to a provisional CLEC for completion. This alternative is dependent upon BellSouth having concurrence from the affected CLECs.

Whether or not the affected CLECs have requested a traffic transfer to another CLEC will not impact BellSouth's resolve to re-establish traffic to the original destination as quickly as possible.

5.2 BELLSOUTH OUTAGE

Because BellSouth's equipment has varying degrees of impact on the service provided to the CLECs, restoring service from damaged BellSouth equipment is different. The outage will probably impact a number of Carriers simultaneously. However, the ECC will be able to initiate immediate actions to correct the problem.

A disaster involving any of BellSouth's equipment locations could impact the CLECs, some more than others. A disaster at a Central Office (CO) would only impact the delivery of traffic to and from that one location, but the incident could affect many Carriers. If the Central Office is a Serving Wire Center (SWC), then traffic from the entire area to those Carriers served from that switch would also be impacted. If the switch functions as an Access Tandem, or there is a tandem in the building, traffic from every CO to every CLEC could be interrupted. A disaster that destroys a facility hub could disrupt various traffic flows, even though the switching equipment may be unaffected.

The NMC would be the first group to observe a problem involving BellSouth's equipment. Shortly after a disaster, the NMC will begin applying controls and finding re-routes for the

completion of as much traffic as possible. These reroutes may involve delivering traffic to alternate Carriers upon receiving approval from the CLECs involved. In some cases, changes in translations will be required. If the outage is caused by the destruction of equipment, then the ECC will assume control of the restoration.

5.2.1 Loss of a Central Office

When BellSouth loses a Central Office, the ECC will

- a) Place specialists and emergency equipment on notice;
- b) Inventory the damage to determine what equipment and/or functions are lost;
- c) Move containerized emergency equipment and facility equipment to the stricken area, if necessary;
- d) Begin reconnecting service for Hospitals, Police and other emergency agencies; and
- e) Begin restoring service to CLECs and other customers.

5.2.2 Loss of a Central Office with Serving Wire Center Functions

The loss of a Central Office that also serves as a Serving Wire Center (SWC) will be restored as described in section 5.2.1.

5.2.3 Loss of a Central Office with Tandem Functions

When BellSouth loses a Central Office building that serves as an Access Tandem and as a SWC, the ECC will

- a) Place specialists and emergency equipment on notice;
- b) Inventory the damage to determine what equipment and/or functions are lost;
- c) Move containerized emergency equipment and facility equipment to the stricken area, if necessary;
- d) Begin reconnecting service for Hospitals, Police and other emergency agencies;
- e) Re-direct as much traffic as possible to the alternate access tandem (if available) for delivery to those CLECs utilizing a different location as a SWC;
- f) Begin aggregating traffic to a location near the damaged building. From this location, begin re-establishing trunk groups to the CLECs for the delivery of traffic normally found on the direct trunk groups. (This aggregation point may be the alternate access tandem location or another CO on a primary facility route.)
- g) Begin restoring service to CLECs and other customers.

5.2.4 Loss of a Facility Hub

In the event that BellSouth loses a facility hub, the recovery process is much the same as above. Once the NMC has observed the problem and administered the appropriate controls, the ECC will assume authority for the repairs. The recovery effort will include

- a) Placing specialists and emergency equipment on notice;
- b) Inventorying the damage to determine what equipment and/or functions are lost;
- c) Moving containerized emergency equipment to the stricken area, if necessary;
- d) Reconnecting service for Hospitals, Police and other emergency agencies; and
- e) Restoring service to CLECs and other customers. If necessary, BellSouth will aggregate the traffic at another location and build temporary facilities. This alternative would be viable for a location that is destroyed and building repairs are required.

5.3 COMBINED OUTAGE (CLEC AND BELLSOUTH EQUIPMENT)

In some instances, a disaster may impact BellSouth's equipment as well as the CLECs'. This situation will be handled in much the same way as described in section 5.2.3. Since BellSouth and the CLECs will be utilizing temporary equipment, close coordination will be required.

6.0 T1 IDENTIFICATION PROCEDURES

During the restoration of service after a disaster, BellSouth may be forced to aggregate traffic for delivery to a CLEC. During this process, T1 traffic may be consolidated onto DS3s and may become unidentifiable to the Carrier. Because resources will be limited, BellSouth may be forced to "package" this traffic entirely differently than normally received by the CLECs. Therefore, a method for identifying the T1 traffic on the DS3s and providing the information to the Carriers is required.

7.0 ACRONYMS

CO	-	Central Office (BellSouth)
DS3	-	Facility that carries 28 T1s (672 circuits)
ECC	-	Emergency Control Center (BellSouth)
CLEC	-	Competitive Local Exchange Carrier
NMC	-	Network Management Center
SWC	-	Serving Wire Center (BellSouth switch)
T1	-	Facility that carries 24 circuits

Hurricane Information

During a hurricane, BellSouth will make every effort to keep CLECs updated on the status of our network. Information centers will be set up throughout BellSouth Telecommunications. These centers are not intended to be used for escalations, but rather to keep the CLEC informed of network related issues, area damages and dispatch conditions, etc.

Hurricane-related information can also be found on line at http://www.interconnection.bellsouth.com/network/disaster/dis_resp.htm. Information concerning Mechanized Disaster Reports can also be found at this website by clicking on CURRENT MDR REPORTS or by going directly to <http://www.interconnection.bellsouth.com/network/disaster/mdrs.htm>.

BST Disaster Management Plan

BellSouth maintenance centers have geographical and redundant communication capabilities. In the event of a disaster removing any maintenance center from service another geographical center would assume maintenance responsibilities. The contact numbers will not change and the transfer will be transparent to the CLEC.

Attachment 7

Billing and Billing Accuracy Certification

TABLE OF CONTENTS

1. PAYMENT AND BILLING ARRANGEMENTS.....3

2. BILLING AND BILLING ACCURACY CERTIFICATION5

3. BILLING DISPUTES6

4. RAO HOSTING7

5. OPTIONAL DAILY USAGE FILE.....11

6. ACCESS DAILY USAGE FILE14

7. ENHANCED OPTIONAL DAILY USAGE FILE17

EXHIBIT A -- RATES

BILLING AND BILLING ACCURACY CERTIFICATION

1. PAYMENT AND BILLING ARRANGEMENTS

- 1.1 **Billing.** BellSouth agrees to provide billing through the Carrier Access Billing System (CABS) and through the Customer Records Information System (CRIS) depending on the particular service(s) that Xspedius requests. BellSouth will bill and record in accordance with this Agreement those charges Xspedius incurs as a result of Xspedius purchasing from BellSouth Network Elements and Other Services as set forth in this Agreement. BellSouth will format all bills in CBOS Standard or CLUB/EDI format, depending on the type of service ordered. For those services where standards have not yet been developed, BellSouth's billing format will change as necessary when standards are finalized by the industry forum.
- 1.1.1 For any service(s) BellSouth orders from Xspedius, Xspedius shall bill BellSouth in CABS format or in accordance with industry standards.
- 1.1.2 If either Party requests multiple billing media or additional copies of bills, the Billing Party will provide these at a reasonable cost.
- 1.2 **Master Account.** After receiving certification as a local exchange company from the appropriate regulatory agency, Xspedius will provide the appropriate BellSouth account manager the necessary documentation to enable BellSouth to establish a master account for Local Interconnection, Network Elements and Other Services, and/or resold services. Such documentation shall include the Application for Master Account, proof of authority to provide telecommunications services, an Operating Company Number ("OCN") assigned by the National Exchange Carriers Association ("NECA"), Carrier Identification Code (CIC), Group Access Code (GAC), Access Customer Name and Address (ACNA) and a tax exemption certificate, if applicable.
- 1.3 **Payment Responsibility.** Payment of all charges will be the responsibility of Xspedius. Xspedius shall make payment to BellSouth for all services billed. BellSouth is not responsible for payments not received by Xspedius from Xspedius's customer. BellSouth will not become involved in billing disputes that may arise between Xspedius and its customer. Payments made to BellSouth as payment on account will be credited to an accounts receivable master account and not to an end user's account.
- 1.4 **Payment Due.** The payment will be due by the next bill date (i.e., same date in the following month as the bill date) and is payable in immediately available funds. Payment is considered to have been made when received by BellSouth.

If the payment due date falls on a Sunday or on a Holiday which is observed on a Monday, the payment due date shall be the first non-Holiday day following such Sunday or Holiday. If the payment due date falls on a Saturday or on a Holiday which is observed on Tuesday, Wednesday, Thursday, or Friday, the payment due date shall be the last non-Holiday day preceding such Saturday or Holiday. If payment is not received by the payment due date, a late payment penalty, as set forth in Section 1.7, below, shall apply.

- 1.5 Tax Exemption. Upon proof of tax exempt certification from Xspedius, the total amount billed to Xspedius will not include those taxes or fees for which the CLEC is exempt. Xspedius will be solely responsible for the computation, tracking, reporting and payment of all taxes and like fees associated with the services provided to the end user of Xspedius.
- 1.6 Late Payment. If any portion of the payment is received by BellSouth after the payment due date as set forth preceding, or if any portion of the payment is received by BellSouth in funds that are not immediately available to BellSouth, then a late payment penalty shall be due to BellSouth. The late payment penalty shall be the portion of the payment not received by the payment due date times a late factor and will be applied on a per bill basis. The late factor shall be as set forth in Section A2 of the General Subscriber Service Tariff, Section B2 of the Private Line Service Tariff or Section E2 of the Intrastate Access Tariff, whichever BellSouth determines is appropriate.
- 1.7 Discontinuing Service to Xspedius. The procedures for discontinuing service to Xspedius are as follows:
- 1.7.1 BellSouth reserves the right to suspend or terminate service for nonpayment or in the event of prohibited, unlawful or improper use of BellSouth facilities or service or any other violation or noncompliance by Xspedius of the rules and regulations contained in BellSouth's tariffs.
- 1.7.2 If payment of account is not received by the bill day in the month after the original bill day, BellSouth may provide written notice to Xspedius that additional applications for service will be refused and that any pending orders for service will not be completed if payment is not received by the fifteenth day following the date of the notice. In addition, BellSouth may, at the same time, give thirty days notice to Xspedius at the billing address to discontinue the provision of existing services to Xspedius at any time thereafter.
- 1.7.3 In the case of such discontinuance, all billed charges, as well as applicable termination charges, shall become due.

- 1.7.4 If BellSouth does not discontinue the provision of the services involved on the date specified in the thirty days notice and Xspedius's noncompliance continues, nothing contained herein shall preclude BellSouth's right to discontinue the provision of the services to Xspedius without further notice.
- 1.7.5 If payment is not received or satisfactory arrangements made for payment by the date given in the written notification, Xspedius's services will be discontinued. Upon discontinuance of service on Xspedius's account, service to the Xspedius's end users will be denied. BellSouth will reestablish service at the request of the end user or Xspedius for BellSouth to reestablish service upon payment of the appropriate connection fee and subject to BellSouth's normal application procedures. Xspedius is solely responsible for notifying the end user of the proposed service disconnection. If within fifteen days after an end user's service has been denied and no arrangements to reestablish service have been made consistent with this subsection, the end user's service will be disconnected.
- 1.8 Deposit Policy. When purchasing services from BellSouth, Xspedius will be required to complete the BellSouth Credit Profile and provide information regarding credit worthiness. Based on the results of the credit analysis, the Company reserves the right to secure the account with a suitable form of security deposit. Such security deposit shall take the form of cash, an Irrevocable Letter of Credit (BellSouth form), Surety Bond (BellSouth form) or in its sole discretion some other form of security. Any such security deposit shall in no way release the customer from his obligation to make complete and timely payments of his bill. Such security shall be required prior to the inauguration of service. If, in the sole opinion of the Company, circumstances so warrant and/or gross monthly billing has increased beyond the level initially used to determine the level of security, the Company reserves the right to request additional security and/or file a Uniform Commercial Code (UCC1) security interest in Xspedius's "accounts receivables and proceeds." Interest on a security deposit, if provided in cash, shall accrue and be paid in accordance with the terms in the appropriate BellSouth tariff.
- 1.9 Rates. Rates for Optional Daily Usage File (ODUF), Enhanced Optional Daily Usage File (EODUF), Access Daily Usage File (ADUF), and Centralized Message Distribution Service (CMDS) are set out in Exhibit A to this Attachment. If no rate is identified in the contract, the rate for the specific service or function will be as set forth in applicable BellSouth tariff or as negotiated by the Parties upon request by either Party.

2. BILLING AND BILLING ACCURACY CERTIFICATION

- 2.1 Upon request, BellSouth and Xspedius will agree upon a billing quality assurance program for all billing elements covered in this Agreement that will eliminate the need for post-billing reconciliation. Appropriate terms for access to any

BellSouth documents, systems, records, and procedures for the recording and billing of charges will be part of that program.

- 2.2 As part of the billing quality assurance program, BellSouth and Xspedius will develop standards, measurements, and performance requirements for a local billing measurements process. On a regular basis BellSouth will provide Xspedius with mutually agreed upon performance measurement data that substantiates the accuracy, reliability, and integrity of the billing process for local billing. In return, Xspedius will pay all bills received from BellSouth in full by the payment due date.
- 2.3 Local billing discrepancies will be addressed in an orderly manner via a mutually agreed upon billing exemption process.
 - 2.3.1 Each Party agrees to notify the other Party upon identifying a billing discrepancy. The Parties shall endeavor to resolve any billing discrepancy within sixty (60) calendar days of the notification date. A mutually agreed upon escalation process will be established for resolving local billing discrepancies as part of the billing quality assurance program.
 - 2.3.2 Closure of a specific billing period will occur by joint agreement of the Parties whereby the Parties agree that such billing period is closed to any further analysis and financial transactions except those resulting from regulatory mandates. Closure will take place within a mutually agreed upon time interval from the Bill Date. The month being closed represents those charges that were billed or should have been billed by the designated Bill Date.

3. BILLING DISPUTES

- 3.1 Where the Parties have not agreed upon a billing quality assurance program, billing disputes shall be handled pursuant to the terms of this section.
 - 3.1.1 Each Party agrees to notify the other Party upon the discovery of a billing dispute. In the event of a billing dispute, the Parties will endeavor to resolve the dispute within sixty (60) calendar days of the notification date.
- 3.2 If a Party disputes a charge and does not pay such charge by the payment due date, or if a payment or any portion of a payment is received by either Party after the payment due date, or if a payment or any portion of a payment is received in funds which are not immediately available to the other Party, then a late payment penalty shall be assessed. For bills rendered by either Party for payment, the late payment charge for both Parties shall be calculated based on the portion of the payment not received by the payment due date times the late factor as set forth in the following BellSouth tariffs: for services purchased from the General

Subscribers Services Tariff for purposes of resale and for ports and non-designed loops, Section A2 of the General Subscriber Services Tariff; for services purchased from the Private Line Tariff for purposes of resale, Section B2 of the Private Line Service Tariff; and for network elements and other services and local interconnection charges, Section E2 of the Access Service Tariff. In no event, however, shall interest be assessed by either Party on any previously assessed late payment charges. The Parties shall assess interest on previously assessed late payment charges only in a state where it has the authority pursuant to its tariffs.

4. RAO HOSTING

- 4.1 RAO Hosting, Calling Card and Third Number Settlement System (CATS) and Non-Intercompany Settlement System (NICS) services provided to Xspedius by BellSouth will be in accordance with the methods and practices regularly adopted and applied by BellSouth to its own operations during the term of this Agreement, including such revisions as may be made from time to time by BellSouth.
- 4.2 Xspedius shall furnish all relevant information required by BellSouth for the provision of RAO Hosting, CATS and NICS.
- 4.3 Applicable compensation amounts will be billed by BellSouth to Xspedius on a monthly basis in arrears. Amounts due from one Party to the other (excluding adjustments) are payable within thirty (30) days of receipt of the billing statement.
- 4.4 Xspedius must have its own unique RAO code. Requests for establishment of RAO status where BellSouth is the selected Centralized Message Distribution System (CMDS) interfacing host, require written notification from Xspedius to the BellSouth RAO Hosting coordinator at least eight (8) weeks prior to the proposed effective date. The proposed effective date will be mutually agreed upon between the Parties with consideration given to time necessary for the completion of required Telcordia (formerly BellCore) functions. BellSouth will request the assignment of an RAO code from its connecting contractor, currently Telcordia (formerly BellCore), on behalf of Xspedius and will coordinate all associated conversion activities.
- 4.5 BellSouth will receive messages from Xspedius that are to be processed by BellSouth, another LEC or CLEC in the BellSouth region or a LEC outside the BellSouth region.
- 4.6 BellSouth will perform invoice sequence checking, standard EMI format editing, and balancing of message data with the EMI trailer record counts on all data received from Xspedius.

- 4.7 All data received from Xspedius that is to be processed or billed by another LEC or CLEC within the BellSouth region will be distributed to that LEC or CLEC in accordance with the Agreement(s) which may be in effect between BellSouth and the involved LEC or CLEC.
- 4.8 All data received from Xspedius that is to be placed on the CMDS network for distribution outside the BellSouth region will be handled in accordance with the agreement(s) which may be in effect between BellSouth and its connecting contractor (currently Telcordia (formerly BellCore)).
- 4.9 BellSouth will receive messages from the CMDS network that are destined to be processed by Xspedius and will forward them to Xspedius on a daily basis.
- 4.10 Transmission of message data between BellSouth and Xspedius will be via CONNECT:Direct.
- 4.11 All messages and related data exchanged between BellSouth and Xspedius will be formatted in accordance with accepted industry standards for EMI formatted records and packed between appropriate EMI header and trailer records, also in accordance with accepted industry standards.
- 4.12 Xspedius will ensure that the recorded message detail necessary to recreate files provided to BellSouth will be maintained for back-up purposes for a period of three (3) calendar months beyond the related message dates.
- 4.13 Should it become necessary for Xspedius to send data to BellSouth more than sixty (60) days past the message date(s), Xspedius will notify BellSouth in advance of the transmission of the data. If there will be impacts outside the BellSouth region, BellSouth will work with its connecting contractor and Xspedius to notify all affected Parties.
- 4.14 In the event that data to be exchanged between the two Parties should become lost or destroyed, both Parties will work together to determine the source of the problem. Once the cause of the problem has been jointly determined and the responsible Party (BellSouth or Xspedius) identified and agreed to, the company responsible for creating the data (BellSouth or Xspedius) will make every effort to have the affected data restored and retransmitted. If the data cannot be retrieved, the responsible Party will be liable to the other Party for any resulting lost revenue. Lost revenue may be a combination of revenues that could not be billed to the end users and associated access revenues. Both Parties will work together to estimate the revenue amount based upon historical data through a method mutually agreed upon. The resulting estimated revenue loss will be paid by the responsible Party to the other Party within three (3) calendar months of the date of problem resolution, or as mutually agreed upon by the Parties.

- 4.15 Should an error be detected by the EMI format edits performed by BellSouth on data received from Xspedius, the entire pack containing the affected data will not be processed by BellSouth. BellSouth will notify Xspedius of the error condition. Xspedius will correct the error(s) and will resend the entire pack to BellSouth for processing. In the event that an out-of-sequence condition occurs on subsequent packs, Xspedius will resend these packs to BellSouth after the pack containing the error has been successfully reprocessed by BellSouth.
- 4.16 In association with message distribution service, BellSouth will provide Xspedius with associated intercompany settlements reports (CATS and NICS) as appropriate.
- 4.17 In no case shall either Party be liable to the other for any direct or consequential damages incurred as a result of the obligations set out in this Agreement.
- 4.18 RAO Compensation
- 4.18.1 Rates for message distribution service provided by BellSouth for Xspedius are as set forth in Exhibit A to this Attachment.
- 4.18.2 Rates for data transmission associated with message distribution service are as set forth in Exhibit A to this Attachment.
- 4.18.3 Data circuits (private line or dial-up) will be required between BellSouth and Xspedius for the purpose of data transmission. Where a dedicated line is required, Xspedius will be responsible for ordering the circuit, overseeing its installation and coordinating the installation with BellSouth. Xspedius will also be responsible for any charges associated with this line. Equipment required on the BellSouth end to attach the line to the mainframe computer and to transmit successfully ongoing will be negotiated on a case by case basis. Where a dial-up facility is required, dial circuits will be installed in the BellSouth data center by BellSouth and the associated charges assessed to Xspedius. Additionally, all message toll charges associated with the use of the dial circuit by Xspedius will be the responsibility of Xspedius. Associated equipment on the BellSouth end, including a modem, will be negotiated on a case by case basis between the Parties.
- 4.18.4 All equipment, including modems and software, that is required on the Xspedius end for the purpose of data transmission will be the responsibility of Xspedius.
- 4.19 Intercompany Settlements Messages
- 4.19.1 This Section addresses the settlement of revenues associated with traffic originated from or billed by Xspedius as a facilities based provider of local exchange telecommunications services outside the BellSouth region. Only traffic that originates in one Bell operating territory and bills in another Bell operating

territory is included. Traffic that originates and bills within the same Bell operating territory will be settled on a local basis between Xspedius and the involved company(ies), unless that company is participating in NICS.

- 4.19.2 Both traffic that originates outside the BellSouth region by Xspedius and is billed within the BellSouth region, and traffic that originates within the BellSouth region and is billed outside the BellSouth region by Xspedius, is covered by this Agreement (CATS). Also covered is traffic that either is originated by or billed by Xspedius, involves a company other than Xspedius, qualifies for inclusion in the CATS settlement, and is not originated or billed within the BellSouth region (NICS).
- 4.19.3 Once Xspedius is operating within the BellSouth territory, revenues associated with calls originated and billed within the BellSouth region will be settled via Telcordia (formerly BellCore)'s, its successor or assign, NICS system.
- 4.19.4 BellSouth will receive the monthly NICS reports from Telcordia (formerly BellCore), its successor or assign, on behalf of Xspedius. BellSouth will distribute copies of these reports to Xspedius on a monthly basis.
- 4.19.5 BellSouth will receive the monthly Calling Card and Third Number Settlement System (CATS) reports from Telcordia (formerly BellCore), its successor or assign, on behalf of Xspedius. BellSouth will distribute copies of these reports to Xspedius on a monthly basis.
- 4.19.6 BellSouth will collect the revenue earned by Xspedius from the Bell operating company in whose territory the messages are billed (CATS), less a per message billing and collection fee of five cents (\$0.05), on behalf of Xspedius. BellSouth will remit the revenue billed by Xspedius to the Bell operating company in whose territory the messages originated, less a per message billing and collection fee of five cents (\$0.05), on behalf on Xspedius. These two amounts will be netted together by BellSouth and the resulting charge or credit issued to Xspedius via a monthly Carrier Access Billing System (CABS) miscellaneous bill.
- 4.19.7 BellSouth will collect the revenue earned by Xspedius within the BellSouth territory from another CLEC also within the BellSouth territory (NICS) where the messages are billed, less a per message billing and collection fee of five cents (\$0.05), on behalf of Xspedius. BellSouth will remit the revenue billed by Xspedius within the BellSouth region to the CLEC also within the BellSouth region, where the messages originated, less a per message billing and collection fee of five cents (\$0.05). These two amounts will be netted together by BellSouth and the resulting charge or credit issued to Xspedius via a monthly Carrier Access Billing System (CABS) miscellaneous bill.

BellSouth and Xspedius agree that monthly netted amounts of less than fifty dollars (\$50.00) will not be settled.

5. OPTIONAL DAILY USAGE FILE

- 5.1 Upon written request from Xspedius, BellSouth will provide the Optional Daily Usage File (ODUF) service to Xspedius pursuant to the terms and conditions set forth in this section.
- 5.2 The Xspedius shall furnish all relevant information required by BellSouth for the provision of the Optional Daily Usage File.
- 5.3 The Optional Daily Usage Feed will contain billable messages that were carried over the BellSouth Network and processed in the BellSouth Billing System, but billed to a Xspedius customer.

Charges for delivery of the Optional Daily Usage File will appear on the Xspedius's monthly bills. The charges are as set forth in Exhibit A to this Attachment.

- 5.4 The Optional Daily Usage Feed will contain both rated and unrated messages. All messages will be in the standard Alliance for Telecommunications Industry Solutions (ATIS) EMI record format.
- 5.5 Messages that error in the billing system of Xspedius will be the responsibility of Xspedius. If, however, Xspedius should encounter significant volumes of errored messages that prevent processing by Xspedius within its systems, BellSouth will work with Xspedius to determine the source of the errors and the appropriate resolution.
- 5.6 The following specifications shall apply to the Optional Daily Usage Feed.

5.6.1 USAGE TO BE TRANSMITTED

- 5.6.1.1 The following messages recorded by BellSouth will be transmitted to the Xspedius:

- message recording for per use/per activation type services (examples: Three Way Calling, Verify, Interrupt, Call Return, ETC.)
- measured billable Local
- Directory Assistance messages
- intraLATA Toll

- WATS & 800 Service
- N11
- Information Service Provider Messages
- Operator Services Messages
- Operator Services Message Attempted Calls (Network Element only)
- Credit/Cancel Records
- Usage for Voice Mail Message Service

5.6.1.2 Rated Incollects (originated in BellSouth and from other companies) can also be on Optional Daily Usage File. Rated Incollects will be intermingled with BellSouth recorded rated and unrated usage. Rated Incollects will not be packed separately.

5.6.1.3 BellSouth will perform duplicate record checks on records processed to Optional Daily Usage File. Any duplicate messages detected will be deleted and not sent to Xspedius.

5.6.1.4 In the event that Xspedius detects a duplicate on Optional Daily Usage File they receive from BellSouth, Xspedius will drop the duplicate message (Xspedius will not return the duplicate to BellSouth).

5.6.2 PHYSICAL FILE CHARACTERISTICS

5.6.2.1 The Optional Daily Usage File will be distributed to Xspedius via an agreed medium with CONNECT:Direct being the preferred transport method. The Daily Usage Feed will be a variable block format (2476) with an LRECL of 2472. The data on the Daily Usage Feed will be in a non-compacted EMI format (175 byte format plus modules). It will be created on a daily basis (Monday through Friday except holidays). Details such as dataset name and delivery schedule will be addressed during negotiations of the distribution medium. There will be a maximum of one dataset per workday per OCN.

5.6.2.2 Data circuits (private line or dial-up) may be required between BellSouth and Xspedius for the purpose of data transmission. Where a dedicated line is required, Xspedius will be responsible for ordering the circuit, overseeing its installation and coordinating the installation with BellSouth. Xspedius will also be responsible for any charges associated with this line. Equipment required on the BellSouth end to attach the line to the mainframe computer and to transmit

successfully ongoing will be negotiated on a case by case basis. Where a dial-up facility is required, dial circuits will be installed in the BellSouth data center by BellSouth and the associated charges assessed to Xspedius. Additionally, all message toll charges associated with the use of the dial circuit by Xspedius will be the responsibility of Xspedius. Associated equipment on the BellSouth end, including a modem, will be negotiated on a case by case basis between the Parties. All equipment, including modems and software, that is required on Xspedius end for the purpose of data transmission will be the responsibility of Xspedius.

5.6.3 PACKING SPECIFICATIONS

5.6.3.1 A pack will contain a minimum of one message record or a maximum of 99,999 message records plus a pack header record and a pack trailer record. One transmission can contain a maximum of 99 packs and a minimum of one pack.

5.6.3.2 The OCN, From RAO, and Invoice Number will control the invoice sequencing. The From RAO will be used to identify to Xspedius which BellSouth RAO that is sending the message. BellSouth and Xspedius will use the invoice sequencing to control data exchange. BellSouth will be notified of sequence failures identified by Xspedius and resend the data as appropriate.

The data will be packed using ATIS EMI records.

5.6.4 PACK REJECTION

5.6.4.1 Xspedius will notify BellSouth within one business day of rejected packs (via the mutually agreed medium). Packs could be rejected because of pack sequencing discrepancies or a critical edit failure on the Pack Header or Pack Trailer records (i.e. out-of-balance condition on grand totals, invalid data populated). Standard ATIS EMI Error Codes will be used. Xspedius will not be required to return the actual rejected data to BellSouth. Rejected packs will be corrected and retransmitted to Xspedius by BellSouth.

5.6.5 CONTROL DATA

Xspedius will send one confirmation record per pack that is received from BellSouth. This confirmation record will indicate Xspedius received the pack and the acceptance or rejection of the pack. Pack Status Code(s) will be populated using standard ATIS EMI error codes for packs that were rejected by Xspedius for reasons stated in the above section.

5.6.6 TESTING

5.6.6.1 Upon request from Xspedius, BellSouth shall send test files to Xspedius for the Optional Daily Usage File. The Parties agree to review and discuss the file's

content and/or format. For testing of usage results, BellSouth shall request that Xspedius set up a production (LIVE) file. The live test may consist of Xspedius's employees making test calls for the types of services Xspedius requests on the Optional Daily Usage File. These test calls are logged by Xspedius, and the logs are provided to BellSouth. These logs will be used to verify the files. Testing will be completed within 30 calendar days from the date on which the initial test file was sent.

6. ACCESS DAILY USAGE FILE

6.1. Upon written request from Xspedius, BellSouth will provide the Access Daily Usage File (ADUF) service to Xspedius pursuant to the terms and conditions set forth in this section.

6.2. The Xspedius shall furnish all relevant information required by BellSouth for the provision of the Access Daily Usage File.

6.3. The Access Daily Usage Feed will contain access messages associated with a port that Xspedius has purchased from BellSouth.

6.4. Charges for delivery of the Access Daily Usage File will appear on the Xspedius's monthly bills. The charges are as set forth in Exhibit A to this Attachment. All messages will be in the standard Alliance for Telecommunications Industry Solutions (ATIS) EMI record format.

6.5. Messages that error in the billing system of the Xspedius will be the responsibility of the Xspedius. If, however, the Xspedius should encounter significant volumes of errored messages that prevent processing by the Xspedius within its systems, BellSouth will work with the Xspedius to determine the source of the errors and the appropriate resolution.

6.6. USAGE TO BE TRANSMITTED

6.6.1. The following messages recorded by BellSouth will be transmitted to Xspedius:

Interstate and intrastate access records associated with a port.

Undetermined jurisdiction access records associated with a port.

6.6.2. When Xspedius purchases Network Element ports from BellSouth and calls are made using these ports, BellSouth will handle the calls as follows:

Originating from Network Element and carried by Interexchange Carrier:

BellSouth will bill network element to CLEC and send access record to the CLEC via ADUF

Originating from network element and carried by BellSouth (Xspedius is BellSouth's toll customer):

BellSouth will bill resale toll rates to Xspedius and send toll record for the end user toll billing purposes via ODUF (Optional Daily Usage File). Access record will be sent to Xspedius via ADUF.

Terminating on network element and carried by Interexchange Carrier:

BellSouth will bill network element to Xspedius and send access record to Xspedius.

Terminating on network element and carried by BellSouth:

BellSouth will bill network element to Xspedius and send access record to Xspedius.

6.6.3 BellSouth will perform duplicate record checks on records processed to the Access Daily Usage File. Any duplicate messages detected will be dropped and not sent to Xspedius.

6.6.4 In the event that Xspedius detects a duplicate on the Access Daily Usage File they receive from BellSouth, Xspedius will drop the duplicate message (Xspedius will not return the duplicate to BellSouth).

6.6.5 PHYSICAL FILE CHARACTERISTICS

6.6.5.1 The Access Daily Usage File will be distributed to Xspedius via an agreed medium with CONNECT:Direct being the preferred transport method. The Daily Usage Feed will be a fixed block format (2476) with an LRECL of 2472. The data on the Daily Usage Feed will be in a non-compacted EMI format (210 byte format plus modules). It will be created on a daily basis (Monday through Friday except holidays). Details such as dataset name and delivery schedule will be addressed during negotiations of the distribution medium. There will be a maximum of one dataset per workday per OCN.

6.6.5.2 Data circuits (private line or dial-up) may be required between BellSouth and Xspedius for the purpose of data transmission. Where a dedicated line is required, Xspedius will be responsible for ordering the circuit, overseeing its installation and coordinating the installation with BellSouth. Xspedius will also be responsible for any charges associated with this line. Equipment required on the

BellSouth end to attach the line to the mainframe computer and to transmit successfully ongoing will be negotiated on a case by case basis. Where a dial-up facility is required, dial circuits will be installed in the BellSouth data center by BellSouth and the associated charges assessed to Xspedius. Additionally, all message toll charges associated with the use of the dial circuit by Xspedius will be the responsibility of Xspedius. Associated equipment on the BellSouth end, including a modem, will be negotiated on a case by case basis between the Parties. All equipment, including modems and software, that is required on Xspedius end for the purpose of data transmission will be the responsibility of Xspedius.

6.6.6 PACKING SPECIFICATIONS

6.6.6.1 A pack will contain a minimum of one message record or a maximum of 99,999 message records plus a pack header record and a pack trailer record. One transmission can contain a maximum of 99 packs and a minimum of one pack.

6.6.6.2 The OCN, From RAO, and Invoice Number will control the invoice sequencing. The From RAO will be used to identify to Xspedius which BellSouth RAO that is sending the message. BellSouth and Xspedius will use the invoice sequencing to control data exchange. BellSouth will be notified of sequence failures identified by Xspedius and resend the data as appropriate.

The data will be packed using ATIS EMI records.

6.6.7 PACK REJECTION

6.6.7.1 Xspedius will notify BellSouth within one business day of rejected packs (via the mutually agreed medium). Packs could be rejected because of pack sequencing discrepancies or a critical edit failure on the Pack Header or Pack Trailer records (i.e. out-of-balance condition on grand totals, invalid data populated). Standard ATIS EMI Error Codes will be used. Xspedius will not be required to return the actual rejected data to BellSouth. Rejected packs will be corrected and retransmitted to Xspedius by BellSouth.

6.6.8 CONTROL DATA

Xspedius will send one confirmation record per pack that is received from BellSouth. This confirmation record will indicate Xspedius received the pack and the acceptance or rejection of the pack. Pack Status Code(s) will be populated using standard ATIS EMI error codes for packs that were rejected by Xspedius for reasons stated in the above section.

6.6.9 TESTING

- 6.6.9.1 Upon request from Xspedius, BellSouth shall send test files to Xspedius for the Access Daily Usage File. Testing shall consist of actual calls made from live accounts. A call log shall be supplied along with test request information. The Parties agree to review and discuss the file's content and/or format.

7. ENHANCED OPTIONAL DAILY USAGE FILE

- 7.1 Upon written request from Xspedius, BellSouth will provide the Enhanced Optional Daily Usage File (EODUF) service to Xspedius pursuant to the terms and conditions set forth in this section. EODUF will only be sent to existing ODUF subscribers who request the EODUF option.
- 7.2 Xspedius shall furnish all relevant information required by BellSouth for the provision of the Enhanced Optional Daily Usage File.
- 7.3 The Enhanced Optional Daily Usage File (EODUF) will provide usage data for local calls originating from resold Flat Rate Business and Residential Lines.

Charges for delivery of the Enhanced Optional Daily Usage File will appear on the Xspedius's monthly bills. The charges are as set forth in Exhibit A to this Attachment.

- 7.4 All messages will be in the standard Alliance for Telecommunications Industry Solutions (ATIS) EMI record format.
- 7.5 Messages that error in the billing system of Xspedius will be the responsibility of Xspedius. If, however, Xspedius should encounter significant volumes of errored messages that prevent processing by Xspedius within its systems, BellSouth will work with Xspedius to determine the source of the errors and the appropriate resolution.
- 7.6 The following specifications shall apply to the Optional Daily Usage Feed.

7.6.1 USAGE TO BE TRANSMITTED

- 7.6.1.1 The following messages recorded by BellSouth will be transmitted to Xspedius:

Customer usage data for flat rated local call originating from CLEC end user lines (1FB or 1FR). The EODUF record for flat rate messages will include:

Date of Call
From Number
To Number

Connect Time
Conversation Time
Method of Recording
From RAO
Rate Class
Message Type
Billing Indicators
Bill to Number

7.6.1.2 BellSouth will perform duplicate record checks on EODUF records processed to Optional Daily Usage File. Any duplicate messages detected will be deleted and not sent to Xspedius.

7.6.1.3 In the event that Xspedius detects a duplicate on Enhanced Optional Daily Usage File they receive from BellSouth, Xspedius will drop the duplicate message (Xspedius will not return the duplicate to BellSouth).

7.6.2 PHYSICAL FILE CHARACTERISTICS

7.6.2.1 The Enhanced Optional Daily Usage Feed will be distributed to Xspedius over their existing Optional Daily Usage File (ODUF) feed. The EODUF messages will be intermingled among Xspedius's Optional Daily Usage File (ODUF) messages. The EODUF will be a variable block format (2476) with an LRECL of 2472. The data on the EODUF will be in a non-compacted EMI format (175 byte format plus modules). It will be created on a daily basis (Monday through Friday except holidays).

7.6.2.2 Data circuits (private line or dial-up) may be required between BellSouth and Xspedius for the purpose of data transmission. Where a dedicated line is required, Xspedius will be responsible for ordering the circuit, overseeing its installation and coordinating the installation with BellSouth. Xspedius will also be responsible for any charges associated with this line. Equipment required on the BellSouth end to attach the line to the mainframe computer and to transmit successfully ongoing will be negotiated on a case by case basis. Where a dial-up facility is required, dial circuits will be installed in the BellSouth data center by BellSouth and the associated charges assessed to Xspedius. Additionally, all message toll charges associated with the use of the dial circuit by Xspedius will be the responsibility of Xspedius. Associated equipment on the BellSouth end, including a modem, will be negotiated on a case by case basis between the Parties. All equipment, including modems and software, that is required on Xspedius end for the purpose of data transmission will be the responsibility of Xspedius.

7.6.3 PACKING SPECIFICATIONS

7.6.3.1 A pack will contain a minimum of one message record or a maximum of 99,999 message records plus a pack header record and a pack trailer record. One transmission can contain a maximum of 99 packs and a minimum of one pack.

7.6.3.2 The Operating Company Number (OCN), From Revenue Accounting Office (RAO), and Invoice Number will control the invoice sequencing. The From RAO will be used to identify to Xspedius which BellSouth RAO that is sending the message. BellSouth and Xspedius will use the invoice sequencing to control data exchange. BellSouth will be notified of sequence failures identified by Xspedius and resend the data as appropriate.

The data will be packed using ATIS EMI records.

BELLSOUTH/Xspedius RATES
ODUF/EODUF/ADUF/CMDS

DESCRIPTION	USOC	RATES BY STATE								
		AL	FL	GA	KY	LA	MS	NC	SC	TN
ODUF/EODUF/ADUF/CMDS										
ODUF: Recording, per message	N/A	\$0.0002	\$0.008	\$0.008	\$0.0008611	\$0.00019	\$0.0001179	\$0.008	\$0.0002862	\$0.008
ODUF: Message Processing, per message	N/A	\$0.0033	\$0.004	\$0.004	\$0.0032357	\$0.0024	\$0.0032089	\$0.004	\$0.0032344	\$0.004
EODUF: Message Processing, per message	N/A	\$0.004	\$0.004	\$0.004	\$0.004	\$0.004	\$0.004	\$0.004	\$0.004	\$0.004
ADUF: Message Processing, per message	N/A	\$0.004	\$0.004	\$0.004	\$0.004	\$0.004	\$0.004	\$0.004	\$0.004	\$0.004
CMDS: Message Processing, per message	N/A	\$0.004	\$0.004	\$0.004	\$0.004	\$0.004	\$0.004	\$0.004	\$0.004	\$0.004
ODUF: Message Processing, per magnetic tape provisioned	N/A	\$55.19	\$54.95	\$54.95	\$55.68	\$47.30	\$54.62	\$54.95	\$54.72	\$54.95
EODUF: Message Processing, per magnetic tape provisioned	N/A	\$47.30	\$47.30	\$47.30	\$47.30	\$47.30	\$47.30	\$47.30	\$47.30	\$47.30
ADUF: Message Processing, per magnetic tape provisioned	N/A	\$54.95	\$54.95	\$54.95	\$54.95	\$54.95	\$54.95	\$54.95	\$54.95	\$54.95
ODUF: Data Transmission (CONNECT:DIRECT), per message	N/A	\$0.00004	\$0.001	\$0.001	\$0.0000365	\$0.00003	\$0.0000354	\$0.001	\$0.0000357	\$0.001
EODUF: Data Transmission (CONNECT:DIRECT), per message	N/A	\$0.0000364	\$0.0000364	\$0.0000364	\$0.0000364	\$0.0000364	\$0.0000364	\$0.0000364	\$0.0000364	\$0.0000364
ADUF: Data Transmission (CONNECT:DIRECT), per message	N/A	\$0.001	\$0.001	\$0.001	\$0.001	\$0.001	\$0.001	\$0.001	\$0.001	\$0.001
CMDS: Data Transmission (CONNECT:DIRECT), per message	N/A	\$0.001	\$0.001	\$0.001	\$0.001	\$0.001	\$0.001	\$0.001	\$0.001	\$0.001
NOTES:										
If no rate is identified in the contract, the rate for the specific service or function will be as set forth in applicable BellSouth tariff or as negotiated by the parties upon request by either party.										

Attachment 8

Rights-of-Way, Conduits and Pole Attachments

Rights-of-Way, Conduits and Pole Attachments

Pursuant to terms and conditions negotiated between Xspedius and BellSouth's Competitive Structure Provisioning Center and pursuant to 47 U.S.C. § 224, BellSouth will provide nondiscriminatory access to poles, ducts, conduit, and rights-of-way owned or controlled by BellSouth.

Attachment 9
Performance Measurements

TABLE OF CONTENTS

Service Performance Measurements And Enforcement Mechanisms3

1. Scope.....3

2. Reporting.....3

3. Modifications to Measurements3

4. Enforcement Mechanisms.....4

EXHIBIT A10

EXHIBIT B79

EXHIBIT C85

EXHIBIT D101

EXHIBIT E107

Service Performance Measurements And Enforcement Mechanisms

1. Scope

This Attachment includes Enforcement Measurements with corresponding Enforcement Mechanisms applicable to this Agreement.

2. Reporting

2.1 In providing services pursuant to this Agreement, BellSouth will report its performance to Xspedius in accordance with BellSouth's Service Quality Measurements, which are contained in this Attachment as Exhibit A and in accordance with BellSouth's Enforcement Measurements, which are contained in this Attachment as Exhibit B.

2.2 BellSouth will make performance reports available to Xspedius on a monthly basis. The reports will contain information collected in each performance category and will be available to Xspedius through some electronic medium to be determined by BellSouth. BellSouth will also provide electronic access to the raw data underlying the performance measurements. Within thirty (30) days of execution of this Agreement, BellSouth will provide a detailed session of instruction to Xspedius regarding access to the reports and to the raw data as well as the nature of the format of the data provided.

3. Modifications to Measurements

3.1 Service Quality Measurements

3.1.1 BellSouth will update the Service Quality Measurements contained in Exhibit A of this Attachment each calendar quarter. BellSouth will not delete any Service Quality Measurement without prior written consent of Xspedius. Xspedius may provide input to BellSouth regarding any suggested additions, deletions or other modifications to the Service Quality Measurements. BellSouth will provide notice of all changes to the Service Quality Measurements via BellSouth's internet website.

3.1.2 Notwithstanding the foregoing, BellSouth may, from time to time, be ordered by a regulatory or judicial body to modify or amend the Service Quality Measurements. BellSouth will make all such changes to the Service Quality Measurements pursuant to Section 34 of the General Terms and Conditions of this Agreement, incorporated herein by reference

3.1.3 Notwithstanding any other provision of this Agreement, in the event

a dispute arises regarding the modification or amendment of the Service Quality Measurements, the parties will refer the dispute to the Commission.

3.2 Enforcement Measurements and Statistical Test

3.2.1 In order for BellSouth to accurately administer the Enforcement Measurements contained in Exhibit B of this Attachment, the Enforcement Measurements shall be modified or amended only if BellSouth determines such modification or amendment is necessary. However, BellSouth will not delete any Enforcement Measurement without prior written consent of Xspedius. BellSouth will notify Xspedius of any such modification or amendment to the Enforcement Measurements via BellSouth's internet website.

3.2.2 Notwithstanding the foregoing, BellSouth may, from time to time, be ordered by a regulatory or judicial body to modify or amend the Enforcement Measurements and/or Statistical Test. BellSouth will make all such changes to the Enforcement Measurements and/or Statistical Test pursuant to Section 34 of the General Terms and Conditions of this Agreement, incorporated herein by reference.

3.2.3 Notwithstanding any other provision of this Agreement, in the event a dispute arises regarding the modification or amendment of the Enforcement Measurements and/or Statistical Test, the parties will refer the dispute to the Commission.

4. Enforcement Mechanisms

4.1 Purpose

This section establishes meaningful and significant enforcement mechanisms voluntarily provided by BellSouth to verify and maintain compliance between BellSouth and Xspedius's operations as well as to maintain access to Operational Support System (OSS) functions. This section provides the terms and conditions for such self-effectuating enforcement mechanisms.

4.2 Effective Date

The enforcement mechanisms set forth in this section shall only become effective upon an effective FCC order, which has not been stayed, authorizing BellSouth to provide interLATA telecommunications services under section 271 of the Act within any state and shall apply to BellSouth's performance in each state in the BellSouth region.

- 4.3 Definitions
- 4.3.1 Enforcement Measurement Elements means the performance measurements set forth in Exhibit B, attached hereto and incorporated herein by this reference.
- 4.3.2 Enforcement Measurement Benchmark means a competitive level of performance negotiated by BellSouth used to compare the performance of BellSouth and Xspedius where no analogous process, product or service is feasible. See Exhibit B.
- 4.3.3 Enforcement Measurement Compliance means comparing performance levels provided to BellSouth retail customers with performance levels provided by BellSouth to the CLEC customer, as set forth in Exhibit C, attached hereto and incorporated herein by this reference.
- 4.3.4 Test Statistic and Balancing Critical Value is the means by which enforcement will be determine using statistically valid equations. See Exhibit C.
- 4.3.5 Cell is the point (below the wire center level) at which like-to-like comparisons are made. For example, all BellSouth retail POTS services, for residential customers, requiring a dispatch in a particular wire center, at a particular point in time will be compared directly to Xspedius resold services for residential customers, requiring a dispatch, in the same wire center, at a particular point in time. When determining compliance, these cells can have a positive or negative value. See Exhibit C.
- 4.3.6 Affected Volume means that proportion of the total Xspedius volume or CLEC Aggregate volume for which remedies will be paid.
- 4.3.7 Parity Gap refers to the incremental departure from a compliant-level of service. (See Exhibit D). This is also referred to as “diff” in the Statistical paper (See Exhibit C).
- 4.3.8 Tier-1 Enforcement Mechanisms means self-executing liquidated damages paid directly to Xspedius when BellSouth delivers non-compliant performance of any one of the Enforcement Measurement Elements for any month as calculated by BellSouth.
- 4.3.9 Tier-2 Enforcement Mechanisms means Assessments paid directly to a state Public Service Commission (“Commission”) or its designee. Tier 2 Enforcement Mechanisms are triggered by three consecutive monthly failures in a quarter in which BellSouth performance is out of compliance or does not meet the benchmarks for the aggregate of all CLEC data as

calculated by BellSouth for a particular Enforcement Measurement Element.

- 4.3.10 Tier-3 Enforcement Mechanisms means the voluntary suspension of additional marketing and sales of long distance services triggered by excessive repeat failures of those specific submeasures as defined in Exhibit D attached hereto and incorporated herein by this reference.
- 4.4 Application
- 4.4.1 The application of the Tier-1, Tier-2, and Tier-3 Enforcement Mechanisms does not foreclose other non-contractual legal and regulatory claims and remedies available to Xspedius.
- 4.4.2 Proof of damages resulting from BellSouth's failure to maintain Enforcement Measurement Compliance would be difficult to ascertain and, therefore, liquidated damages are a reasonable approximation of any contractual damage. Liquidated damages under this provision are not intended to be a penalty.
- 4.5 Methodology
- 4.5.1 Tier-1 Enforcement Mechanisms will be triggered by BellSouth's failure to achieve Enforcement Measurement Compliance or Enforcement Measurement Benchmarks for the State for a given Enforcement Measurement Element in a given month based upon a test statistic and balancing critical value calculated by BellSouth utilizing BellSouth generated data. The method of calculation is attached hereto as Exhibit D and incorporated herein by this reference.
- 4.5.1.1 Tier-1 Enforcement Mechanisms apply on a per transaction basis for each negative cell and will escalate based upon the number of consecutive months that BellSouth has reported non-compliance.
- 4.5.1.2 Fee Schedule for Tier-1 Enforcement Mechanisms is shown in Table-1 attached hereto as Exhibit E and incorporated herein by this reference. Failures beyond Month 6 (as set forth in Table 1) will be subject to Month 6 fees.
- 4.5.2 Tier-2 Enforcement Mechanisms will be triggered by BellSouth's failure to achieve Enforcement Measurement Compliance or Enforcement Measurement Benchmarks for the State in a given calendar quarter based upon a statistically valid equation calculated by BellSouth utilizing BellSouth generated data. The method of calculation is attached hereto as Exhibit D and incorporated herein by reference.

- 4.5.2.1 Tier- 2 Enforcement Mechanisms apply, for an aggregate of all CLEC data generated by BellSouth, on a per transaction basis for each negative cell for a particular Enforcement Measurement Element.
- 4.5.2.2 Fee Schedule for Total Quarterly Tier-2 Enforcement Mechanisms is show in Table-2 attached hereto as Exhibit E and incorporated herein by this reference.
- 4.5.3 Tier-3 Enforcement Mechanisms will be triggered by BellSouth's failure to achieve Enforcement Measurement Compliance or Enforcement Measurement Benchmarks for a State in a given calendar quarter. The method of calculation for specified submeasures is identical to the method of calculation for Tier-2 Enforcement Mechanisms as described above. The specific submeasures which are the mechanism for triggering and removing a Tier-3 Enforcement Mechanisms are described in more detail in Exhibit D attached hereto and incorporated herein by this reference.
- 4.6 Payment of Tier-1 and Tier-2 Amounts
- 4.6.1 If BellSouth performance triggers an obligation to pay Tier-1 Enforcement Mechanisms to Xspedius or an obligation to remit Tier-2 Enforcement Mechanisms to the Commission, BellSouth shall make payment in the required amount on or before the thirtieth (30th) day following the due date of the performance measurement report for the month in which the obligation arose.
- 4.6.2 For each day after the due date that BellSouth fails to pay Xspedius the required amount, BellSouth will pay interest to Xspedius at the maximum rate permitted by state law.
- 4.6.3 For each day after the due date that BellSouth fails to pay the Tier-2 Enforcement Mechanisms, BellSouth will pay the Commission an additional \$1,000 per day.
- 4.6.4 If Xspedius disputes the amount paid to Xspedius for Tier-1 Enforcement Mechanisms, Xspedius shall submit a written claim to BellSouth within sixty (60) days after the date of the performance measurement report for which the obligation arose. BellSouth shall investigate all claims and provide Xspedius written findings within thirty (30) days after receipt of the claim. If BellSouth determines Xspedius is owed additional amounts, BellSouth shall pay Xspedius such additional amounts within thirty (30) days after its findings along with interest paid at the maximum rate permitted by law.

- 4.6.5 At the end of each calendar year, BellSouth will have its independent auditing and accounting firm certify that the results of all Tier-1 and Tier-2 Enforcement Mechanisms were paid and accounted for in accordance with Generally Accepted Account Principles (GAAP).
- 4.7 Limitations of Liability
- 4.7.1 BellSouth will not be responsible for Xspedius acts or omissions that cause performance measures to be missed or fail, including but not limited to accumulation and submission of orders at unreasonable quantities or times or failure to submit accurate orders or inquiries. BellSouth shall provide Xspedius with reasonable notice of such acts or omissions and provide Xspedius any such supporting documentation.
- 4.7.2 BellSouth shall not be obligated for Tier-1, Tier-2 or Tier 3 Enforcement Mechanisms for non-compliance with a performance measure if such non-compliance was the result of an act or omission by Xspedius that is in bad faith.
- 4.7.3 BellSouth shall not be obligated to pay Tier-1 Enforcement Mechanisms or Tier-2 Enforcement Mechanism for non-compliance with a performance measurement if such non-compliance was the result of any of the following: a Force Majeure event as set forth in the General Terms and Conditions of this Agreement; an act or omission by Xspedius that is contrary to any of its obligations under its Interconnection Agreement with BellSouth; an act or omission by Xspedius that is contrary to any of its obligations under the Act, Commission rule, or state law; an act or omission associated with third-party systems or equipment; or any occurrence that results from an incident reasonably related to the Y2K problem.
- 4.7.4 It is not the intent of the Parties that BellSouth be liable for both Tier-2 Enforcement Mechanisms and any other assessments or sanctions imposed by the Commission. Xspedius will not oppose any effort by BellSouth to set off Tier-2 Enforcement Mechanisms from any additional assessment imposed by the Commission.
- 4.7.5 Payment of any Tier-1 or Tier-2 Enforcement Mechanisms shall not be considered as an admission against interest or an admission of liability or culpability in any legal, regulatory or other proceeding relating to BellSouth's performance. The payment of any Tier-1 Enforcement Mechanisms to Xspedius shall release BellSouth for any liability associated with or related to the service performance measurement for the month for which the Enforcement Mechanisms was paid to Xspedius.

4.7.6 Xspedius acknowledges and argues that the Enforcement Mechanisms contained in this attachment have been provided by BellSouth on a completely voluntary basis in order to maintain compliance between BellSouth and Xspedius. Therefore, Xspedius may not use the existence of this section or any payments of any Tier-1 or Tier-2 Enforcement Mechanisms under this section as evidence that BellSouth has not complied with or has violated any state or federal law or regulation.

4.8 Enforcement Mechanism Caps

4.8.1 BellSouth's liability for the payment of Tier-1 and Tier-2 Enforcement Mechanisms shall be collectively capped at \$625M per year for the entire BellSouth region as set forth below.

AL - \$54M	MS - \$44M
FL - \$122M	NC - \$77M
GA - \$131M	SC - \$47M
KY - \$34M	TN - \$57M
LA - \$59M	
Regional Total - \$625M	

4.8.2 If BellSouth's liability for the payment of Tier-1 and Tier-2 Enforcement Mechanisms exceed the caps referenced in this attachment, Xspedius may commence a proceeding with the Commission to demonstrate why BellSouth should pay any amount in excess of the cap. Xspedius shall have the burden of proof to demonstrate why, under the circumstances, BellSouth should have additional liability.

4.9 Dispute Resolution

4.9.1 Notwithstanding any other provision of this Agreement, any dispute regarding BellSouth's performance or obligations pursuant to this Attachment shall be resolved by the Commission.

EXHIBIT A

ORDERING

Report/Measurement:	
O-7. Speed of Answer in Ordering Center	
Definition:	
Measures the average time a customer is in queue.	
Exclusions:	
None	
Business Rules:	
The clock starts when the appropriate option is selected (i.e. 1 for Resale Consumer, 2 for Resale Multiline, and 3 for UNE-LNP, etc.) and the call enters the queue for that particular group in the LCSC. The clock stops when a BST service representative in the LCSC answers the call. The speed of answer is determined by measuring and accumulating the elapsed time from the entry of a CLEC call into the BellSouth automatic call distributor (ACD) until the a service representative in BSTs Local Carrier Service Center (LCSC) answers the CLEC call.	
Calculation:	
$(\text{Total time in seconds to reach the LCSC}) / (\text{Total Number of Calls})$ in the Reporting Period.	
Report Structure:	
<ul style="list-style-type: none"> • CLEC Aggregate • BST Aggregate (Combination of Residence Service Center and Business Service Center data under development) 	
Level of Disaggregation:	
<ul style="list-style-type: none"> • CLEC Aggregate • BST Aggregate (Combination of Residence Service Center and Business Service Center data under development) 	
Data Retained Relating to CLEC Experience:	Data Retained Relating to BST Performance:
<ul style="list-style-type: none"> • Mechanized tracking through LCSC Automatic Call Distributor 	<ul style="list-style-type: none"> • Mechanized tracking through BST Retail center support systems
Retail Analog/Benchmark:	
For CLEC, Speed of Answer in Ordering Center (LCSC) is comparable to Speed of Answer in BST Business Offices. See Appendix D	

Revision Date: 02/16/00 (lg)

ORDERING – (LNP)

Report/Measurement:
LNP-8. Percent Rejected Service Requests
Definition:
Percent Rejected Service Request is the percent of total Local Service Requests (LSRs) which are rejected due to error or omission. An LSR is considered valid when it is electronically submitted by the CLEC and passes LNP Gateway edit checks to insure the data received is correctly formatted and complete, i.e., fatal rejects are excluded.
Exclusions:
<ul style="list-style-type: none"> • Service Requests canceled by the CLEC • Fatal Rejects • Order Activities of BST or the CLEC associated with internal or administrative use of local services (Record Orders, Test Orders, etc.) where identifiable.
Business Rules:
An LSR is considered “rejected” when it is submitted electronically but does not pass edit checks in the ordering systems (EDI, TAG, LNP Gateway, LAUTO) and is returned to the CLEC without manual intervention.
Fully Mechanized: There are two types of “Rejects” in the Fully Mechanized category:
<ul style="list-style-type: none"> • A Fatal Reject occurs when a CLEC attempts to electronically submit an LSR (via EDI or TAG) but required fields are not populated correctly and the request is returned to the CLEC. Fatal rejects are reported in a separate column, and for informational purposes ONLY. They are not considered in the calculation of the percent of total LSRs rejected or the total number of rejected LSRs. • An Auto Clarification is a valid LSR which is electronically submitted (via EDI or TAG), but is rejected from LAUTO because it does not pass further edit checks for order accuracy. Auto Clarifications are returned without manual intervention.
Partially Mechanized: A valid LSR which is electronically submitted (via EDI or TAG), but cannot be processed electronically due to a CLEC error and “falls out” for manual handling. It is then put into “clarification”, and sent back to the CLEC.
Total Mechanized: Combination of Fully Mechanized and Partially Mechanized rejects.
Calculation
Percent Rejected Service Requests:
$\frac{[(\text{Number of Service Requests Rejected in the Reporting Period}) / (\text{Number of Service Requests Received in the Reporting Period})] \times 100}{}$
Report Structure:
<ul style="list-style-type: none"> • Fully Mechanized, Partially Mechanized, Total Mechanized • CLEC Specific • CLEC Aggregate
Level of Disaggregation:
<ul style="list-style-type: none"> • Product Reporting Levels <ul style="list-style-type: none"> ➢ LNP ➢ UNE Loop with LNP • Geographic Scope <ul style="list-style-type: none"> ➢ .State, Region
Retail Analog/Benchmark:
See Appendix D

Revision Date: 02/16/00 (lg)

ORDERING – (LNP)

Report/Measurement:
LNP-9. Reject Interval Distribution & Average Reject Interval
Definition:
Reject Interval is the average reject time from receipt of an LSR to the distribution of a Reject. An LSR is considered valid when it is electronically submitted by the CLEC and passes LNP Gateway edit checks to insure the data received is correctly formatted and complete, i.e., fatal rejects are excluded.
Exclusions:
<ul style="list-style-type: none"> • Service Requests canceled by CLEC • Fatal Rejects • Order Activities of BST or the CLEC associated with internal or administrative use of local services (Record Orders, Test Orders, etc.) where identifiable.
Business Rules:
<p>The Reject interval is determined for each rejected LSR processed during the reporting period. The Reject interval is the elapsed time from when BST receives LSR until that LSR is rejected back to the CLEC. Elapsed time for each LSR is accumulated for each reporting dimension. The accumulated time for each reporting dimension is then divided by the associated total number of rejected LSRs to produce the reject interval distribution.</p> <p>An LSR is considered “rejected” when it is submitted electronically but does not pass edit checks in the ordering systems (EDI, TAG, LNP Gateway, LAUTO) and is returned to the CLEC without manual intervention.</p> <p>Fully Mechanized: There are two types of “Rejects” in the Fully Mechanized category:</p> <ul style="list-style-type: none"> • A Fatal Reject occurs when a CLEC attempts to electronically submit an LSR but required fields are not populated correctly and the request is returned to the CLEC. <i>Fatal rejects are reported in a separate column, and for informational purposes ONLY. They are not considered in the calculation of the percent of total LSRs rejected or the number of rejected LSRs.</i> • An Auto Clarification is a valid LSR which is electronically submitted (via EDI or TAG), but rejected from LAUTO because it does not pass further edit checks for order accuracy. Auto Clarifications are returned without manual intervention. <p>Partially Mechanized: A valid LSR which is electronically submitted (via EDI or TAG), but cannot be processed electronically due to a CLEC error and “falls out” for manual handling. It is then put into “clarification”, and sent back to the CLEC.</p> <p>Total Mechanized: Combination of Fully Mechanized and Partially Mechanized rejects.</p>
Calculation:
<p>Average Reject Interval: $\frac{\sum (\text{Date \& Time of Service Request Rejection}) - (\text{Date \& Time of Service Request Receipt})}{(\text{Total Number of Service Requests Rejected in Reporting Period})}$</p> <p>Reject Interval Distribution: $\left[\frac{\sum (\text{Service Requests Rejected in “X” minutes/hours})}{(\text{Total Number of Service Requests Rejected in Reporting Period})} \right] \times 100$</p>
Report Structure:
<ul style="list-style-type: none"> • Fully Mechanized, Partially Mechanized, Total Mechanized • CLEC Specific • CLEC Aggregate

ORDERING – (LNP) - Reject Interval Distribution & Average Reject Interval – Continued

Level of Disaggregation: <ul style="list-style-type: none">• Reported in intervals = 0 - 4 minutes, 4 - 8 minutes, 8 - 12 minutes, 12 - 60 minutes, 0 - 1 hours, 1 - 8 hours, 8 - 24 hours, >24 hours• Product Reporting Levels<ul style="list-style-type: none">➤ LNP➤ UNE Loop with LNP• Geographic Scope<ul style="list-style-type: none">➤ .State, Region• Average Interval in Days
Retail Analog/Benchmark:
See Appendix D

Revision Date: 02/16/00 (lg)

ORDERING – (LNP)

Report/Measurement:
LNP-10. Firm Order Confirmation Timeliness Interval Distribution & Firm Order Confirmation Average Interval
Definition:
Interval for Return of a Firm Order Confirmation (FOC Interval) is the average response time from receipt of a valid LSR to distribution of a firm order confirmation.
Exclusions:
<ul style="list-style-type: none"> • Rejected LSRs (Clarifications or Fatal Rejects) • Order Activities of BST or the CLEC associated with internal or administrative use of local services (Record Orders, Test Orders, etc.) where identifiable.
Business Rules:
<p>The Firm Order Confirmation interval is determined for each FOC'd LSR processed during the reporting period. The Firm Order Confirmation interval is the elapsed time from when BST receives an LSR until that LSR is confirmed back to the CLEC. Elapsed time for each LSR is accumulated for each reporting dimension. The accumulated time for each reporting dimension is then divided by the associated total number of orders completed to produce the Firm Order Confirmation timeliness interval distribution.</p> <ul style="list-style-type: none"> • Mechanized - The elapsed time from receipt of a valid LSR until the LSR is processed and appropriate service orders are generated in SOCS without manual intervention. • Partially Mechanized - The elapsed time from receipt of an electronically submitted LSR which falls out for manual handling by the LCSC personnel until appropriate service orders are issued by a BST service representative via Direct Order Entry (DOE) or Service Order Negotiation Generation System (SONGS). • Total Mechanized - Combination of Fully Mechanized and Partially Mechanized FOCs.
Calculation:
<p>Average FOC Interval: $\Sigma [(\text{Date \& Time of Firm Order Confirmation}) - (\text{Date \& Time of Service Request Receipt})] / (\text{Total number of Service Requests Confirmed in the Reporting Period})$</p> <p>FOC Interval Distribution: $\Sigma [(\text{Service Requests Confirmed in "X" minutes/hours in the Reporting Period}) / (\text{Total Service Requests Confirmed in the Reporting Period})] \times 100$</p>
Report Structure:
<ul style="list-style-type: none"> • Fully Mechanized, Partially Mechanized, Total Mechanized • CLEC Specific • CLEC Aggregate
Level of Disaggregation:
<ul style="list-style-type: none"> • Reported in intervals = 0 - 15 minutes, 15 - 30 minutes, 30 - 45 minutes, 45 - 60 minutes, 90 - 120 minutes, 120 - 240 minutes, 4 - 8 hours, 8 - 12 hours, 12 - 16 hours, 16 - 20 hours, 20 - 24 hours, 24 - 48 hours, >48 hours • Product Reporting Levels <ul style="list-style-type: none"> ➢ LNP ➢ UNE Loop with LNP • Geographic Scope <ul style="list-style-type: none"> ➢ .State, Region
Retail Analog/Benchmark:
See Appendix D

Revision Date: 02/16/00 (lg)

Provisioning Disaggregation

Product Reporting Levels

- Resale and Retail
 - POTS – Residence
 - POTS – Business
 - Design
 - PBX (Louisiana SQM)
 - CENTREX (Louisiana SQM)
 - ISDN (Louisiana SQM) (**NOTE:** ISDN included in POTS for Georgia Only)
 - ESSX (Louisiana SQM)

- Unbundled Network Elements
 - UNE Design
 - UNE Non – Design
 - UNE 2 Wire Loop (Louisiana SQM)
 - UNE Loop Other (Louisiana SQM)
 - Unbundled Ports (Louisiana SQM)

- Trunks
 - Local Interconnection Trunks

- Geographic Scope
 - State, Region and further geographic disaggregation as required by State Commission Order (e.g. Metropolitan Service Area – MSA)

The following measure is the exception for all states:

Coordinated Customer Conversion

Which is disaggregated as follows:

UNE LOOPS with INP

UNE LOOPS without INP

PROVISIONING

Report/Measurement:
P-1. Mean Held Order Interval & Distribution Intervals
Definition:
When delays occur in completing CLEC orders, the average period that CLEC orders are held for BST reasons, pending a delayed completion, should be no worse for the CLEC when compared to BST delayed orders.
Exclusions:
Order Activities of BST associated with internal or administrative use of local services.
Business Rules:
<p>Mean Held Order Interval: This metric is computed at the close of each report period. The held order interval is established by first identifying all orders, at the close of the reporting interval, that both have not been reported as completed in SOCS and have passed the currently committed due date for the order. For each such order, the number of calendar days between the committed due date and the close of the reporting period is established and represents the held order interval for that particular order. The held order interval is accumulated by the standard groupings, unless otherwise noted, and the reason for the order being held. The total number of days accumulated in a category is then divided by the number of held orders within the same category to produce the mean held order interval. The interval is by calendar days with no exclusions for Holidays or Sundays.</p> <p>CLEC Specific reporting is by type of held order (facilities, equipment, other), total number of orders held, and the total and average days.</p> <p>Held Order Distribution Interval: This measure provides data to report total days held and identifies these in categories of >15 days and > 90 days. (orders counted in >90 days are also included in >15 days).</p>
Calculation:
<p>Mean Held Order Interval: $\frac{\Sigma(\text{Reporting Period Close Date} - \text{Committed Order Due Date})}{(\text{Number of Orders Pending and Past The Committed Due Date})}$ for all orders pending and past the committed due date.</p> <p>Held Order Distribution Interval: $\frac{(\# \text{ of Orders Held for } \geq 90 \text{ days})}{(\text{Total } \# \text{ of Orders Pending But Not Completed})} \times 100$ $\frac{(\# \text{ of Orders Held for } \geq 15 \text{ days})}{(\text{Total } \# \text{ of Orders Pending But Not Completed})} \times 100$</p>
Report Structure:
<ul style="list-style-type: none"> • CLEC Specific • CLEC Aggregate • BST Aggregate
Level of Disaggregation:
Circuit breakout < 10, > = 10

PROVISIONING - Mean Held Order Interval & Distribution Intervals – Continued)

Data Retained Relating to CLEC Experience	Data Retained Relating to BST Experience
<ul style="list-style-type: none"> • Report Month • CLEC Order Number and PON (PON) • Order Submission Date (TICKET_ID) • Committed Due Date (DD) • Service Type(CLASS_SVC_DESC) • Hold Reason • Total line/circuit count • Geographic Scope <p>NOTE: Code in parentheses is the corresponding header found in the raw data file.</p>	<ul style="list-style-type: none"> • Report Month • BST Order Number • Order Submission Date • Committed Due Date • Service Type • Hold Reason • Total line/circuit count • Geographic Scope
<p>Retail Analog/Benchmark:</p> <p>CLEC Residence Resale / BST Residence Retail CLEC Business Resale / BST Business Retail CLEC Non-UNE Design / BST Design Interconnection Trunks-CLEC / Interconnection Trunks –BST UNEs-(See Appendix D)</p>	

Revision Date: 02/24/00 (taf)

PROVISIONING

Report/Measurement:	
P-2. Average Jeopardy Notice Interval & Percentage of Orders Given Jeopardy Notices	
Definition:	
When BST can determine in advance that a committed due date is in jeopardy, it will provide advance notice to the CLEC.	
Exclusions:	
<ul style="list-style-type: none"> • Orders held for CLEC end user reasons • Orders submitted to BST through non-mechanized methods 	
Business Rules:	
When BST can determine in advance that a committed due date is in jeopardy it will provide advance notice to the CLEC. The number of committed orders in a report period is the number of orders that have a due date in the reporting period.	
Calculation:	
Average Jeopardy Interval = $\Sigma [(\text{Date and Time of Scheduled Due Date on Service Order}) - (\text{Date and Time of Jeopardy Notice})] / [\text{Number of Orders Notified of Jeopardy in Reporting Period}]$ Percent of Orders Given Jeopardy Notice = $\Sigma [(\text{Number of Orders Given Jeopardy Notices in Reporting Period}) / (\text{Number of Orders Confirmed (due) in Reporting Period})]$	
Report Structure:	
<ul style="list-style-type: none"> • CLEC Specific • CLEC Aggregate • BST Aggregate 	
Data Retained Relating to CLEC Experience	Data Retained Relating to BST Experience
<ul style="list-style-type: none"> • Report Month • CLEC Order Number and PON • Date and Time Jeopardy Notice sent • Committed Due Date • Service Type 	<ul style="list-style-type: none"> • Report Month • BST Order Number • Date and Time Jeopardy Notice sent • Committed Due Date • Service type
NOTE: Code in parentheses is the corresponding header found in the raw data file.	
Retail Analog/Benchmark:	
95% > = 24 hours	

Revision Date: 01/05/00 (taf)

PROVISIONING

Report/Measurement:	
P-3. Percent Missed Installation Appointments	
Definition:	
“Percent missed installation appointments” monitors the reliability of BST commitments with respect to committed due dates to assure that CLECs can reliably quote expected due dates to their retail customer as compared to BST.	
Exclusions:	
<ul style="list-style-type: none"> • Canceled Service Orders • Order Activities of BST or the CLEC associated with internal or administrative use of local services (Record Orders, Test Orders, etc.) • Disconnect (D) & From (F) orders • End User Misses on Interconnection Trunks 	
Business Rules:	
Percent Missed Installation Appointments is the percentage of total orders processed for which BST is unable to complete the service orders on the confirmed due dates. Missed Appointments caused by end-user reasons will be included and reported separately. A business day is any time period within the same date frame, which means there cannot be a cutoff time for commitments as certain types of orders are requested to be worked after standard business hours. Also, during Daylight Savings Time, field technicians are scheduled until 9PM in some areas and the customer is offered a greater range of intervals from which to select.	
Calculation:	
Percent Missed Installation Appointments = Σ (Number of Orders Not Complete by Committed Due Date in Reporting Period) / (Number of Orders Confirmed in Reporting Period) X 100	
Report Structure:	
<ul style="list-style-type: none"> • CLEC Specific • CLEC Aggregate • BST Aggregate <p>Report explanation: The difference between End User MA and Total MA is the result of BST caused misses. Here, Total MA is the total % of orders missed either by BST or CLEC end user. The End User MA represents the percentage of orders missed by the CLEC or their end user.</p>	
Level of Disaggregation:	
<ul style="list-style-type: none"> • Reported in categories of <10 lines/circuits; > = 10 lines/circuits • Dispatch/No Dispatch 	
Data Retained Relating to CLEC Experience	Data Retained Relating to BST Experience
<ul style="list-style-type: none"> • Report Month • CLEC Order Number and PON (PON) • Committed Due Date (DD) • Completion Date (CMPLTN DD) • Status Type • Status Notice Date • Standard Order Activity • Geographic Scope 	<ul style="list-style-type: none"> • Report Month • BST Order Number • Committed Due Date (DD) • Completion Date (CMPLTN DD) • Status Type • Status Notice Date • Standard Order Activity • Geographic Scope
NOTE: Code in parentheses is the corresponding header found in the raw data file.	
Retail Analog/Benchmark:	
CLEC Residence Resale / BST Residence Retail CLEC Business Resale / BST Business Retail CLEC Non-UNE Design / BST Design Interconnection Trunks-CLEC / Interconnection Trunks –BST UNEs-(See Appendix D)	

Revision Date: 02/28/00 (taf)

PROVISIONING

Report/Measurement :
P-4. Average Completion Interval (OCI) & Order Completion Interval Distribution
Definition:
The “average completion interval” measure monitors the interval of time it takes BST to provide service for the CLEC or its’ own customers. The “Order Completion Interval Distribution” provides the percentage of orders completed within certain time periods.
Exclusions:
<ul style="list-style-type: none"> • Canceled Service Orders • Order Activities of BST or the CLEC associated with internal or administrative use of local services (Record Orders, Test Orders, etc.) • D (Disconnect) and F (From) orders. (From is disconnect side of a move order when the customer moves to a new address). • “L” Appointment coded orders (where the customer has requested a later than offered interval)
Business Rules:
The actual completion interval is determined for each order processed during the reporting period. The completion interval is the elapsed time from when BST issues a FOC or SOCS date time stamp receipt of an order from the CLEC to BST’s actual order completion date. The clock starts when a valid order number is assigned by SOCS and stops when the technician or system completes the order in SOCS. Elapsed time for each order is accumulated for each reporting dimension. The accumulated time for each reporting dimension is then divided by the associated total number of orders completed.
The interval breakout for UNE and Design is: 0-5 = 0-4.99, 5-10 = 5-9.99, 10-15 = 10-14.99, 15-20 = 15-19.99 20-25 = 20-24.99, 25-30 = 25-29.99, >=30 = 30 and greater.
Calculation :
Average Completion Interval: $\frac{\sum [(\text{Completion Date \& Time}) - (\text{Order Issue Date \& Time})]}{\sum (\text{Count of Orders Completed in Reporting period})}$
Order Completion Interval Distribution: $\frac{\sum (\text{Service Orders Completed in “X” days})}{(\text{Total Service Orders Completed in Reporting Period})} \times 100$
Report Structure:
<ul style="list-style-type: none"> • CLEC Specific • CLEC Aggregate • BST Aggregate
Level of Disaggregation:
<ul style="list-style-type: none"> • ISDN Orders included in Non Design - GA Only • Dispatch/No Dispatch categories applicable to all levels except trunks. • Residence & Business reported in day intervals = 0,1,2,3,4, 5, 5+ • UNE and Design reported in day intervals = 0-5, 5-10, 10-15, 15-20, 20-25, 25-30, >=30 • All Levels are reported <10 line/circuits; >=10 line/circuits

PROVISIONING –
(Average Completion Interval (OCI) & Order Completion Interval Distribution – Continued)

Data Retained Relating to CLEC Experience	Data Retained Relating to BST Experience
<ul style="list-style-type: none"> • Report Month • CLEC Company Name • Order Number (PON) • Submission Date & Time (TICKET_ID) • Completion Date (CMPLTN_DT) • Service Type (CLASS_SVC_DESC) • Geographic Scope <p>NOTE: Code in parentheses is the corresponding header found in the raw data file.</p>	<ul style="list-style-type: none"> • Report Month • BST Order Number • Order Submission Date & Time • Order Completion Date & Time • Service Type • Geographic Scope
<p>Retail Analog/Benchmark</p> <ul style="list-style-type: none"> CLEC Residence Resale / BST Residence Retail CLEC Business Resale / BST Business Retail CLEC Non-UNE Design / BST Design Interconnection Trunks-CLEC / Interconnection Trunks-BST UNEs-(See Appendix D) 	

Revision Date: 02/28/00 (taf)

PROVISIONING

Report/Measurement:	
P-5. Average Completion Notice Interval	
Definition:	
The Completion Notice Interval is the elapsed time between the BST reported completion of work and the issuance of a valid completion notice to the CLEC.	
Exclusions:	
<ul style="list-style-type: none"> • Non-mechanized Orders • Cancelled Service Orders • Order Activities of BST associated with internal or administrative use of local services • D & F orders 	
Business Rules:	
Measurement of interval of completion date and time by a field technician on dispatched orders, and 5PM start time on the due date for non-dispatched orders; to the release of a notice to the CLEC/BST of the completion status. The field technician notifies the CLEC the work was complete and then he enters the completion time stamp information in his computer. This information switches through to the SOCS systems either completing the order or rejecting the order to the Work Management Center (WMC). If the completion is rejected, it is manually corrected and then completed by the WMC. The notice is returned on each individual order submitted and as the notice is sent electronically, it can only be switched to those orders that were submitted by the CLEC electronically. The start time is the completion stamp either by the field technician or the 5PM due date stamp; the end time is the time stamp the notice was submitted to the CLEC/BST system.	
Calculation:	
Σ (Date and Time of Notice of Completion) – (Date and Time of Work Completion) / (Number of Orders Completed in Reporting Period)	
Report Structure:	
<ul style="list-style-type: none"> • CLEC Specific • CLEC Aggregate • BST Aggregate 	
Level of Disaggregation:	
<ul style="list-style-type: none"> • Reporting intervals in Hours: 0-1, 1-2, 2-4, 4-8, 8-12, 12-24, > 24, plus Overall Average Hour Interval • Reported in categories of <10 line/circuits; >= 10 line/circuits 	
Data Retained Relating to CLEC Experience	Data Retained Relating to BST Experience
<ul style="list-style-type: none"> • Report Month • CLEC Order Number • Work Completion Date • Work Completion Time • Completion Notice Availability Date • Completion Notice Availability Time • Service Type • Activity Type • Geographic Scope 	<ul style="list-style-type: none"> • Report Month • BST Order Number • Work Completion Date • Work Completion Time • Completion Notice Availability Date • Completion Notice Availability Time • Service Type • Activity Type • Geographic Scope
NOTE: Code in parentheses is the corresponding header found in the raw data file.	NOTE: Code in parentheses is the corresponding header found in the raw data file.
Retail Analog/Benchmark:	
CLEC Residence Resale / BST Residence Retail CLEC Business Resale / BST Business Retail CLEC Non-UNE Design / BST Design Interconnection Trunks-CLEC / Interconnection Trunks-BST UNEs – (See Appendix D)	

Revision Date 02/24/00 (taf)

PROVISIONING

Report/Measurement:	
P-6. Coordinated Customer Conversions	
Definition:	
This category measures the average time it takes BST to disconnect an unbundled loop from the BST switch and cross connect it to a CLEC's equipment. This measurement applies to service orders with and without INP, and where the CLEC has requested BST to provide a coordinated cutover.	
Exclusions:	
<ul style="list-style-type: none"> • Any order canceled by the CLEC will be excluded from this measurement. • Delays due to CLEC following disconnection of the unbundled loop • Unbundled Loops where there is no existing subscriber loop and loops where coordination is not requested. 	
Business Rules:	
Where the service order includes INP, the interval includes the total time for the cutover including the translation time to place the line back in service on the ported line. The interval is calculated for the entire cutover time for the service order and then divided by items worked in that time to give the average per item interval for each service order.	
Calculation:	
Σ [(Completion Date and Time for Cross Connection of an Coordinated Unbundled Loop)- (Disconnection Date and Time of an Coordinated Unbundled Loop)] / Total Number of Unbundled Loop with Coordinated Conversions (items) for the reporting period.	
Report Structure:	
<ul style="list-style-type: none"> • CLEC Specific • CLEC Aggregate 	
Level of Disaggregation:	
Reported in intervals <=5 minutes; >5,<=15 minutes; >15 minutes, plus Overall Average interval	
Data Retained Relating to CLEC Experience	Data Retained Relating to BST Experience
<ul style="list-style-type: none"> • Report Month • CLEC Order Number • Committed Due Date (DD) • Service Type (CLASS_SVC_DESC) • Cutover Start Time • Cutover Completion time • Portability start and completion times (INP orders) • Total Conversions (Items) <p>NOTE: Code in parentheses is the corresponding header found in the raw data file.</p>	<ul style="list-style-type: none"> • No BST Analog Exists
Retail Analog/Benchmark:	
There is no retail analog for this measurement because it measures cutting loops to the CLEC. Benchmark – See Appendix D	

Revision Date: 02/28/00 (taf)

PROVISIONING

Report/Measurement:	
P-7. % Provisioning Troubles within 30 days of Service Order Activity	
Definition:	
Percent Provisioning Troubles within 30 days of Installation measures the quality and accuracy of installation activities.	
Exclusions:	
<ul style="list-style-type: none"> • Canceled Service Orders • Order Activities of BST or the CLEC associated with internal or administrative use of local services (R Orders, Test Orders, etc.) • D & F orders 	
Business Rules:	
Measures the quality and accuracy of completed orders. The first trouble report from a service order after completion is counted in this measure. Subsequent trouble reports are measured in Repeat Report Rate. Reports are calculated searching in the prior report period for completed service orders and following 30 days after completion for a trouble report.	
D & F orders are excluded as there is no subsequent activity following a disconnect.	
Calculation:	
$\% \text{ Provisioning Troubles within 30 days of Service Order Activity} = \frac{\sum (\text{Trouble reports on all completed orders} \leq 30 \text{ days following service order(s) completion})}{(\text{All Service Orders completed in the report calendar month})} \times 100$	
Report Structure:	
<ul style="list-style-type: none"> • CLEC Specific • CLEC Aggregate • BST Aggregate 	
Level of Disaggregation:	
<ul style="list-style-type: none"> • Reported in categories of <10 line/circuits; >= 10 line/circuits • Dispatch / No Dispatch 	
Data Retained Relating to CLEC Experience	Data Retained Relating to BST Experience
<ul style="list-style-type: none"> • Report Month • CLEC Order Number and PON • Order Submission Date(TICKET_ID) • Order Submission Time (TICKET_ID) • Status Type • Status Notice Date • Standard Order Activity • Geographic Scope 	<ul style="list-style-type: none"> • Report Month • BST Order Number • Order Submission Date • Order Submission Time • Status Type • Status Notice Date • Standard Order Activity • Geographic Scope
NOTE: Code in parentheses is the corresponding header found in the raw data file.	
Retail Analog/Benchmark:	
CLEC Residence Resale / BST Residence Retail CLEC Business Resale / BST Business Retail CLEC Non-UNE_Design / BST Design Interconnection Trunks-CLEC / Interconnection Trunks –BST UNEs-(See Appendix D)	

Revision Date: 02/28/00 (taf)

PROVISIONING

Report/Measurement :	
P-8. Total Service Order Cycle Time (TSOCT)	
Definition:	
This report measures the total service order cycle time from receipt of a valid service order request to the completion of the service order.	
Exclusions:	
<ul style="list-style-type: none"> • Canceled Service Orders • Order Activities of BST or the CLEC associated with internal or administrative use of local services (Record Orders, Test Orders, etc.) • D (Disconnect) and F (From) orders. (From is disconnect side of a move order when the customer moves to a new address). • “L” Appointment coded orders (where the customer has requested a later than offered interval) • Orders with CLEC/Subscriber caused delays or CLEC/Subscriber requested due date changes. 	
Business Rules:	
<p>The interval is determined for each order processed during the reporting period. This measurement combines two reports: FOC (Firm Order Confirmation) with Average Order Completion Interval.</p> <p>This interval starts with the receipt of a valid service order request and stops when the technician or system completes the order in SOCS. Elapsed time for each order is accumulated for each reporting dimension. The accumulated time for each reporting dimension is then divided by the associated total number of orders completed.</p>	
Calculation :	
<p>Total Service Order Cycle Time</p> $\frac{\Sigma(\text{Date and Time of Service Request Receipt}) - (\text{Completion Date and Time of Service Order}) (\text{SOCS HIST-CD DATE})}{(\text{Count of Orders Completed in Reporting Period})}$	
Report Structure:	
<ul style="list-style-type: none"> • CLEC Specific • CLEC Aggregate • BST Aggregate 	
Level of Disaggregation:	
<ul style="list-style-type: none"> • Reported in categories of < 10 line/circuits; > = 10 line/circuits • Dispatch/No Dispatch categories applicable to all levels except trunks. • Intervals 0-5, 5-10, 10-15, 15-20, 20-25, 25-30, > = 30 Days 	
Data Retained Relating to CLEC Experience	Data Retained Relating to BST Experience
<ul style="list-style-type: none"> • Report Month • Interval for FOC • CLEC Company Name • Order Number (PON) • Submission Date & Time (TICKET_ID) • Completion Date (CMPLTN_DT) • Service Type (CLASS_SVC_DESC) • Geographic Scope 	<ul style="list-style-type: none"> • Report Month • BST Order Number • Order Submission Date & Time • Order Completion Date & Time • Service Type • Geographic Scope
<p>NOTE: Code in parentheses is the corresponding header found in the raw data file.</p>	
Retail Analog/Benchmark	
See Appendix D	

Revision Date: 02/28/00 (taf)

PROVISIONING

Report/Measurement:	
P-9. Service Order Accuracy <u>GEORGIA ONLY</u>	
Definition:	
The “service order accuracy” measurement measures the accuracy and completeness of BST service orders by comparing what was ordered and what was completed.	
Exclusions:	
<ul style="list-style-type: none"> • Cancelled Service Orders • Order Activities of BST associated with internal or administrative use of local services • & F orders 	
Business Rules:	
A manual sampling of service orders, completed during a monthly reporting period, is compared to the original account profile and the order that the CLEC sent to BST. An order is “completed without error” if all service attributes and account detail changes (as determined by comparing the original order) completely and accurately reflect the activity specified on the original order and any supplemental CLEC order.	
Calculation:	
Percent Service Order Accuracy = Σ (Orders Completed without Error) / Σ (Orders Completed in Reporting Period) x 100	
Report Structure:	
CLEC Aggregate	
Level of Disaggregation:	
<ul style="list-style-type: none"> • Reported in categories of <10 line/circuits; > = 10 line/circuits • Dispatch / No Dispatch 	
Data Retained Relating to CLEC Experience	Data Retained Relating to BST Experience
<ul style="list-style-type: none"> • Report Month • CLEC Order Number and PON • Local Service Request (LSR) • Order Submission Date • Committed Due Date • Service Type • Standard Order Activity 	<ul style="list-style-type: none"> • Being investigated at this time
NOTE: Code in parentheses is the corresponding header found in the raw data file.	
Retail Analog/Benchmark: (Under Investigation)	

Revision Date: 01/05/00 (taf)

PROVISIONING

Report/Measurement:
LNP – 10. Percent Missed Installation Appointments
Definition:
Percent Missed Installation Appointments monitors the reliability of BST commitments with respect to committed due dates to assure that CLECs can reliably quote expected due dates to their retail customer as compared to BST.
Exclusions:
<ul style="list-style-type: none"> • Canceled Service Orders • Order Activities of BST or the CLEC associated with internal or administrative use of local services (Record Orders, Test Orders, etc.) where identifiable.
Business Rules:
Percent Missed Installation Appointments (PMI) is the percentage of total orders processed for which BST is unable to complete the service orders on the committed due dates. Missed Appointments caused by end-user reasons will be included and reported in a separate category. A business day is any time period within the same date frame, which means there cannot be a cutoff time for commitments as certain types of orders are requested to be worked after standard business hours. Also, during Daylight Savings Time, field technicians are scheduled until 9PM in some areas and the customer is offered a greater range of intervals from which to select.
Calculation:
Percent Missed Installation Appointments: [(Number of Orders Not Completed by Committed Due Date in Reporting Period) / (Number of Orders Completed in Reporting Period)] X 100
Report Structure:
<ul style="list-style-type: none"> • Mechanized (service orders generated by LSRs submitted via EDI or TAG) • CLEC Specific • CLEC Aggregate <p>Report explanation: Total Missed Appointments is the total % of orders missed either by BST or the CLEC end user. End User MA represents the percentage of orders missed by the CLEC end user. The difference between End User Missed Appointments and Total Missed Appointments is the result of BST caused misses.</p>
Level of Disaggregation:
<ul style="list-style-type: none"> • Product Reporting Levels <ul style="list-style-type: none"> ➢ LNP ➢ UNE Loop Associated w/LNP • Geographic Scope <ul style="list-style-type: none"> ➢ State, Region
Retail Analog/Benchmark:
See Appendix D

Revision Date: 02/16/00 (taf)

PROVISIONING – (LNP)

Report/Measurement :
LNP-11. Average Disconnect Timeliness Interval & Disconnect Timeliness Interval Distribution
Definition:
Disconnect Timeliness is defined as the interval between the time the LNP Gateway receives the ‘Number Ported’ message from NPAC (signifying the CLEC ‘Activate’) until the time that the Disconnect service order for an LSR is completed in SOCS. This interval effectively measures BST responsiveness by isolating it from impacts that are caused by CLEC related activities.
Exclusions:
<ul style="list-style-type: none"> • Canceled Service Orders • Order Activities of BST or the CLEC associated with internal or administrative use of local services (Record Orders, Test Orders, etc.) where identifiable.
Business Rules:
The Disconnect Timeliness interval is determined for the last Disconnect service order processed on an LSR during the reporting period. The Disconnect Timeliness interval is the elapsed time from when BST receives the last ‘Number Ported’ message for an LSR from NPAC (signifying the CLEC ‘Activate’) until the last Disconnect service order is completed in SOCS. Elapsed time for each order is accumulated for each reporting dimension. The accumulated time for each reporting dimension is then divided by the total number of selected disconnect orders which have been completed.
Calculation :
<p>Average Disconnect Timeliness Interval:</p> $\frac{\sum [(\text{Disconnect Service Order Completion Date \& Time}) - (\text{‘Number Ported’ Message Received Date \& Time})]}{\sum (\text{Total Number of Disconnect Service Orders Completed in Reporting Period})}$ <p>Disconnect Timeliness Interval Distribution:</p> $[\frac{\sum (\text{Disconnect Service Orders Completed in “X” days})}{(\text{Total Disconnect Service Orders Completed in Reporting Period})}] \times 100$
Report Structure:
<ul style="list-style-type: none"> • Mechanized (service orders generated by LSRs submitted via EDI or TAG) • CLEC Specific • CLEC Aggregate
Level of Disaggregation:
<ul style="list-style-type: none"> • Reported in day intervals = 0,1,2,3,4, 5, >5 days • Product Reporting Levels <ul style="list-style-type: none"> ➢ LNP • Geographic Scope <ul style="list-style-type: none"> ➢ State, Region
Retail Analog/Benchmark:
See Appendix D

Revision Date: 02/16/00 (taf)

PROVISIONING

Report/Measurement :
LNP-12. Total Service Order Cycle Time
Definition:
Total Service Order Cycle Time measures the interval from receipt of a valid service order request to the completion of the final service order associated with that service request.
Exclusions:
<ul style="list-style-type: none"> • Canceled Service Orders • Order Activities of BST or the CLEC associated with internal or administrative use of local services (Record Orders, Test Orders, etc.) where identifiable • “L” appointment coded orders (indicating the customer has requested a later than offered interval) • ”S” missed appointment coded orders (indicating subscriber missed reasons), except for “SP” codes (indicating subscriber prior due date requested).
Business Rules:
<p>The interval is determined for each service request processed during the reporting period. This measurement combines two reports: FOC (Firm Order Confirmation) with Average Order Completion Interval.</p> <p>This interval starts with the receipt of a valid service request and stops when the technician or system completes all the related service orders for the LSR in SOCS. Elapsed time for each service request is accumulated for each reporting dimension. The accumulated time for each reporting dimension is then divided by the associated total number of service requests completed to produce the total service order cycle time.</p>
Calculation :
<p>Average Total Service Order Cycle Time:</p> $\Sigma [(\text{Service Order Completion Date \& Time}) - (\text{Service Request Receipt Date \& Time})] / \Sigma (\text{Total Number Service Requests Completed in Reporting Period})$ <p>Total Service Order Cycle Time Interval Distribution:</p> $[\Sigma (\text{Total Number of Service Requests Completed in “X” minutes/hours}) / (\text{Total Number of Service Requests Received in Reporting Period})] \times 100$
Report Structure:
<ul style="list-style-type: none"> • Mechanized (service orders generated by LSRs submitted via EDI or TAG) • CLEC Specific • CLEC Aggregate • “W” Appointment Code Only (Company Offered)
Level of Disaggregation:
<ul style="list-style-type: none"> • Reported in day intervals 0 - 5, 5 - 10, 10 - 15, 15 - 20, 20 - 25, 25 - 30, >30 days • Product Reporting Levels <ul style="list-style-type: none"> ➢ LNP ➢ UNE Loop with LNP • Geographic Scope <ul style="list-style-type: none"> ➢ State, Region
Retail Analog/Benchmark:
See Appendix D

Revision Date: 02/16/00 (taf)

Maintenance and Repair Level of Disaggregation

Product Reporting Levels

- Resale / Retail
 - Pots – Residence
 - Pots – Business
 - PBX (Louisiana SQM)
 - ESSX (Louisiana SQM)
 - CENTREX (Louisiana SQM)
 - ISDN (Louisiana SQM) (**NOTE:** ISDN Troubles included in Non-Design Georgia Only)
 - Design

- Unbundled Network Elements
 - UNE Design
 - UNE Non – Design
 - UNE 2 Wire Loop (Louisiana SQM)
 - UNE Loop Other (Louisiana SQM)
 - Unbundled Ports (Louisiana SQM)
 - UNE Other Non – Design (Louisiana SQM)

- Trunks
 - Local Interconnection Trunks

- Dispatch/No Dispatch categories applicable to all product levels

- Geographic Scope

- State, Region and further geographic disaggregation as required by State Commission Order (e.g. Metropolitan Service Area – MSA)

MAINTENANCE & REPAIR

Report/Measurement:	
M&R-1. Missed Repair Appointments	
Definition:	
The percent of trouble reports not cleared by the committed date and time.	
Exclusions:	
<ul style="list-style-type: none"> • Trouble tickets canceled at the CLEC request. • BST trouble reports associated with internal or administrative service. • Customer Provided Equipment (CPE) troubles or CLEC Equipment Trouble. 	
Business Rules:	
The negotiated commitment date and time is established when the repair report is received. The cleared time is the date and time that BST personnel clear the trouble and closes the trouble report in his Computer Access Terminal (CAT) or workstation. If this is after the Commitment time, the report is flagged as a “Missed Commitment” or a missed repair appointment. When the data for this measure is collected for BST and a CLEC, it can be used to compare the percentage of the time repair appointments are missed due to BST reasons. Note: Appointment intervals vary with force availability in the POTS environment. Specials and Trunk intervals are standard interval appointments of no greater than 24 hours.	
Calculation:	
Percentage of Missed Repair Appointments = $\frac{\Sigma (\text{Count of Customer Troubles Not Cleared by the Quoted Commitment Date and Time})}{\Sigma (\text{Total Trouble reports closed in Reporting Period})} \times 100$	
Report Structure:	
<ul style="list-style-type: none"> • CLEC Specific • CLEC Aggregate • BST Aggregate 	
Data Retained Relating to CLEC Experience	Data Retained Relating to BST Experience
<ul style="list-style-type: none"> • Report Month • CLEC Company Name • Submission Date & Time (TICKET_ID) • Completion Date (CMLPTN_DT) • Service Type (CLASS_SVC_DESC) • Disposition and Cause (CAUSE_CD & CAUSE_DESC) • Geographic Scope 	<ul style="list-style-type: none"> • Report Month • BST Company Code • Submission Date & Time • Completion Date • Service Type • Disposition and Cause (Non-Design /Non-Special Only) • Trouble Code (Design and Trunking Services) • Geographic Scope
NOTE: Code in parentheses is the corresponding header found in the raw data file.	
Retail Analog/Benchmark	
CLEC Residence-Resale / BST Residence-Retail CLEC Business-Resale / BST Business-Retail CLEC Design-Resale / BST Design-Retail CLEC PBX, Centrex, and ISDN Resale/ BST PBX, Centrex, and ISDN Retail CLEC Trunking-Resale / BST Trunking-Retail UNEs – (See Appendix D)	

Revision Date: 02/22/00 (see)

MAINTENANCE & REPAIR

Report/Measurement:	
M&R-2. Customer Trouble Report Rate	
Definition:	
Initial and repeated customer direct or referred troubles reported within a calendar month per 100 lines/ circuits in service.	
Exclusions:	
<ul style="list-style-type: none"> • Trouble tickets canceled at the CLEC request. • BST trouble reports associated with administrative service. • Customer provided Equipment (CPE) troubles or CLEC equipment troubles. 	
Business Rules:	
Customer Trouble Report Rate is computed by accumulating the number of maintenance initial and repeated trouble reports during the reporting period. The resulting number of trouble reports are divided by the total “number of service” lines, ports or combination that exist for the CLEC’s and BST respectively at the end of the report month.	
Calculation:	
Customer Trouble Report Rate = (Count of Initial and Repeated Trouble Reports in the Current Period) / (Number of Service Access Lines in service at End of the Report Period) X 100	
Report Structure:	
<ul style="list-style-type: none"> • CLEC Specific • CLEC Aggregate • BST Aggregate 	
Data Retained Relating to CLEC Experience	Data Retained Relating to BST Experience
<ul style="list-style-type: none"> • Report Month • CLEC Company Name • Ticket Submission Date & Time (TICKET_ID) • Ticket Completion Date (CMPLTN_DT) • Service Type (CLASS_SVC_DESC) • Disposition and Cause (CAUSE_CD & CAUSE_DESC) • # Service Access Lines in Service at the end of period • Geographic Scope 	<ul style="list-style-type: none"> • Report Month • BST Company Code • Ticket Submission Date & Time • Ticket Completion Date • Service Type • Disposition and Cause (Non-Design / Non-Special Only) • Trouble Code (Design and Trunking Services) • # Service Access Lines in Service at the end of period • Geographic Scope
NOTE: Code in parentheses is the corresponding header found in the raw data file.	
Retail Analog/Benchmark:	
CLEC Residence-Resale / BST Residence -Retail CLEC Business-Resale / BST Business-Retail CLEC Design-Resale / BST Design-Retail CLEC PBX, Centrex and ISDN Resale/ BST PBX, Centrex, and ISDN Retail CLEC Trunking-Resale / BST Trunking-Retail UNEs – (See Appendix D)	

Revision Date: 02/22/00 (see)

MAINTENANCE & REPAIR

Report/Measurement:	
M&R-3. Maintenance Average Duration	
Definition:	
The Average duration of Customer Trouble Reports from the receipt of the Customer Trouble Report to the time the trouble report is cleared.	
Exclusions:	
<ul style="list-style-type: none"> • Trouble reports canceled at the CLEC request • BST trouble reports associated with administrative service • Customer Provided Equipment (CPE) troubles or CLEC Equipment Troubles. • Trouble reports greater than 10 days 	
Business Rules:	
For Average Duration the clock starts on the date and time of the receipt of a correct repair request. The clock stops on the date and time the service is restored and the customer notified (when the technician completes the trouble ticket on his/her CAT or work system).	
NOTE: Customer can be BST or CLEC	
Calculation:	
Maintenance Average Duration = $\sum(\text{Date and Time of Service Restoration}) - (\text{Date and Time Trouble Ticket was Opened}) / \sum(\text{Total Closed Troubles in the reporting period})$	
Report Structure:	
<ul style="list-style-type: none"> • CLEC Specific • BST Aggregate • CLEC Aggregate 	
Data Retained Relating to CLEC Experience	Data Retained Relating to BST Experience
<ul style="list-style-type: none"> • Report Month • Total Tickets (LINE_NBR) • CLEC Company Name • Ticket Submission Date & Time (TIME_ID) • Ticket Completion Date (CMPLTN_DT) • Service Type (CLASS_SVC_DESC) • Disposition and Cause (CAUSE_CD & CAUSE_DESC) • Geographic Scope 	<ul style="list-style-type: none"> • Report Month • Total Tickets • BST Company Code • Ticket Submission Date • Ticket submission Time • Ticket completion Date • Ticket Completion Time • Total Duration Time • Service Type • Disposition and Cause (Non – Design /Non-Special Only) • Trouble Code (Design and Trunking Services) • Geographic Scope
NOTE: Code in parentheses is the corresponding header found in the raw data file.	
Retail Analog/Benchmark:	
CLEC Residence-Resale / BST Residence-Resale CLEC Business-Resale / BST Business-Retail CLEC Design-Resale / BST Design-Retail CLEC PBX, Centrex and ISDN Resale / BST PBX, Centrex and ISDN Retail CLEC Trunking-Resale /BST Trunking-Retail UNEs – (See Appendix D)	

Revision Date: 02/22/00 (see)

MAINTENANCE & REPAIR

Report/Measurement:	
M&R-4. Percent Repeat Troubles within 30 Days	
Definition:	
Trouble reports on the same line/circuit as a previous trouble report received within 30 calendar days as a percent of total troubles reported.	
Exclusions:	
<ul style="list-style-type: none"> • Trouble Reports canceled at the CLEC request • BST Trouble Reports associated with administrative service • Customer Provided Equipment (CPE) Troubles or CLEC Equipment Troubles. 	
Business Rules:	
Includes Customer trouble reports received within 30 days of an original Customer trouble report.	
Calculation:	
Percent Repeat Troubles within 30 Days = (Count of Customer Troubles where more than one trouble report was logged for the same service line within a continuous 30 days) / (Total Trouble Reports Closed in Reporting Period) X 100	
Report Structure:	
<ul style="list-style-type: none"> • CLEC Specific • CLEC Aggregate • BST Aggregate 	
Data Retained Relating to CLEC Experience	Data Retained Relating to BST Experience
<ul style="list-style-type: none"> • Report Month • Total Tickets (LINE_NBR) • CLEC Company Name • Ticket Submission Date & Time (TICKET_ID) • Ticket Completion Date (CMPLTN_DT) • Total and Percent Repeat Trouble Reports within 30 Days (TOT_REPEAT) • Service Type • Disposition and Cause (CAUSE_CD & CAUSE_DESC) • Geographic Scope <p>NOTE: Code parentheses is the corresponding header format found in the raw data file.</p>	<ul style="list-style-type: none"> • Report Month • Total Tickets • BST Company Code • Ticket Submission Date • Ticket Submission Time • Ticket Completion Date • Ticket Completion Time • Total and Percent Repeat Trouble Reports within 30 Days • Service Type • Disposition and Cause (Non – Design/Non-Special only) • Trouble Code (Design and Trunking Services) • Geographic Scope
Retail Analog/Benchmark:	
CLEC Residence-Resale / BST Residence-Retail CLEC Business- Resale / BST Business-Retail CLEC Design-Resale / BST Design-Retail CLEC PBX, Centrex and ISDN Resale / BST PBX, Centrex and ISDN Retail CLEC Trunking-Resale / BST Trunking-Retail UNEs – Retail Analog (See Appendix D)	

Revision date: 02/22/00 (see)

MAINTENANCE & REPAIR

Report/Measurement:	
M&R-5. Out of Service (OOS) > 24 Hours	
Definition:	
For Out of Service Troubles (no dial tone, cannot be called or cannot call out) the percentage of troubles cleared in excess of 24 hours. (All design services are considered to be out of service).	
Exclusions:	
<ul style="list-style-type: none"> • Trouble Reports canceled at the CLEC request • BST Trouble Reports associated with administrative service • Customer Provided Equipment (CPE) Troubles or CLEC Equipment Troubles. 	
Business Rules:	
Customer Trouble reports that are out of service and cleared in excess of 24 hours. The clock begins when the trouble report is created in LMOS and the trouble is counted if the time exceeds 24 hours.	
Calculation:	
Out of Service (OOS) > 24 hours = (Total Troubles OOS > 24 Hours) / Total OOS Troubles in Reporting Period) X 100	
Report Structure:	
<ul style="list-style-type: none"> • CLEC Specific • BST Aggregate • CLEC Aggregate 	
Data Retained Relating to CLEC Experience	Data Retained Relating to BST Experience
<ul style="list-style-type: none"> • Report Month • Total Tickets • CLEC Company Name • Ticket Submission Date & Time (TICKET_ID) • Ticket Completion Date (CMPLTN_DT) • Percentage of Customer Troubles out of • Service > 24 Hours (OOS>24_FLAG) • Service type (CLASS_SVC_DESC) • Disposition and Cause (CAUSE_CD & CAUSE-DESC) • Geographic Scope 	<ul style="list-style-type: none"> • Report Month • Total Tickets • BST Company Code • Ticket Submission Date • Ticket Submission time • Ticket Completion Date • Ticket Completion Time • Percent of Customer Troubles out of Service > 24 Hours • Service type • Disposition and Cause (Non – Design/Non-Special only) • Trouble Code (Design and Trunking Services) • Geographic Scope
NOTE: Code in parentheses is the corresponding header found in the raw data file.	
Retail Analog/Benchmark:	
CLEC Residence-Resale / BST Residence- Retail CLEC Business- Resale / BST Business-Retail CLEC Design-Resale / BST Design-Retail CLEC PBX, Centrex and ISDN Resale / BST PBX, Centrex and ISDN Retail CLEC Trunking-Resale /BST Trunking- Retail UNEs Retail Analog – (See Appendix D)	

Revision Date: 02/22/00 (see)

MAINTENANCE & REPAIR

Report/Measurement:	
M&R-6. Average Answer Time – Repair Centers	
Definition:	
This measures the average time a customers is in Que.	
Exclusions:	
None	
Business Rules:	
This measure is designed to measure the time required for CLEC & BST from the time of the ACD choice to the time of being answered. The clock starts when the CLEC Rep makes a choice to be put in queue for the next repair attendant and the clock stops when the repair attendant answers the call.	
(NOTE: The Column is a combined BST Residence and Business number)	
Level of Disaggregation:	
Region. CLEC/BST Service Centers and BST Repair Centers are regional.	
Calculation:	
Average Answer Time for BST’s Repair Centers = (Time BST Repair Attendant Answers Call) – (Time of entry into queue until ACD Selection) / (Total number of calls by reporting period)	
Report Structure:	
<ul style="list-style-type: none"> • CLEC Aggregate • BST Aggregate 	
Data Retained Relating to CLEC Experience	Data Retained Relating to BST Experience
<ul style="list-style-type: none"> • CLEC Average Answer Time 	<ul style="list-style-type: none"> • BST Average Answer Time
Retail Analog/Benchmark:	
For CLEC, Average Answer Times in UNE Center and BRMC are comparable to the Average Answer Times in the BST Repair Centers. See Appendix D	

Revision Date: 02/22/00 (see)

BILLING

Report/Measurement:	
B-1. Invoice Accuracy	
Definition:	
This measure provides the percentage of accuracy of the billing invoices rendered to CLECs during the current month.	
Exclusions:	
<ul style="list-style-type: none"> Adjustments not related to billing errors (e.g., credits for service outage, special promotion credits, adjustments to satisfy the customer) 	
Business Rules:	
The accuracy of billing invoices delivered by BST to the CLEC must enable them to provide a degree of billing accuracy comparative to BST bills rendered to retail customers BST. CLECs request adjustments on bills determined to be incorrect. The BellSouth Billing verification process includes manually analyzing a sample of local bills from each bill period. The bill verification process draws from a mix of different customer billing options and types of service. An end-to-end auditing process is performed for new products and services. Internal measurements and controls are maintained on all billing processes.	
Calculation:	
$\text{Invoice Accuracy} = \frac{(\text{Total Billed Revenues during current month}) - (\text{Billing Related Adjustments during current month})}{\text{Total Billed Revenues during current month}} \times 100$	
Report Structure:	
<ul style="list-style-type: none"> CLEC Specific CLEC Aggregate BST Aggregate 	
Level of Disaggregation :	
<ul style="list-style-type: none"> Product / Invoice Type <ul style="list-style-type: none"> ➢ Resale ➢ UNE ➢ Interconnection Geographic Scope <ul style="list-style-type: none"> ➢ Region 	
Data Retained Relating to CLEC Experience:	Data Retained Relating to BST Performance:
<ul style="list-style-type: none"> Report Month Invoice Type Total Billed Revenue Billing Related Adjustments 	<ul style="list-style-type: none"> Report Month Retail Type <ul style="list-style-type: none"> ➢ CRIS ➢ CABS Total Billed Revenue Billing Related Adjustments
Retail Analog/Benchmark	
CLEC Invoice Accuracy is comparable to BST Invoice Accuracy See Appendix D	

Revision Date: 02/28/00 (dg)

BILLING

Report/Measurement:	
B-2. Mean Time to Deliver Invoices	
Definition:	
This measure provides the mean interval for billing invoices	
Exclusions:	
Any invoices rejected due to formatting or content errors.	
Business Rules:	
Measures the mean interval for timeliness of billing records delivered to CLECs in an agreed upon format. CRIS-based invoices are measured in business days, and CABS-based invoices in calendar days.	
Calculation:	
Mean Time To Deliver Invoices = $\sum_{i=1}^n [(\text{Invoice Transmission Date}) - (\text{Close Date of Scheduled Bill Cycle})] / (\text{Count of Invoices Transmitted in Reporting Period})$	
Report Structure:	
<ul style="list-style-type: none"> • CLEC Specific • CLEC Aggregate • BST Aggregate 	
Level of Disaggregation:	
<ul style="list-style-type: none"> • Product / Invoice Type <ul style="list-style-type: none"> ➢ Resale ➢ UNE ➢ Interconnection • Geographic Scope <ul style="list-style-type: none"> ➢ Region 	
Data Retained Relating to CLEC Experience:	Data Retained Relating to BST Performance:
<ul style="list-style-type: none"> • Report Month • Invoice Type • Invoice Transmission Count • Date of Scheduled Bill Close 	<ul style="list-style-type: none"> • Report Month • Retail Type <ul style="list-style-type: none"> ➢ CRIS ➢ CABS • Invoice Transmission Count • Date of Scheduled Bill Close
Retail Analog/Benchmark:	
<p>CRIS-based invoices will be released for delivery within six (6) business days CABS-based invoices will be released for delivery within eight (8) calendar days. CLEC Average Delivery Intervals for both CRIS and CABS Invoices are comparable to BST Average delivery for both systems. See Appendix D</p>	

Revision Date: 02/28/00 (dg)

BILLING

Report/Measurement:	
B-3. Usage Data Delivery Accuracy	
Definition:	
This measurement captures the percentage of recorded usage that is delivered error free and in an acceptable format to the appropriate Competitive Local Exchange Carrier (CLEC). These percentages will provide the necessary data for use as a comparative measurement for BellSouth performance. This measurement captures Data Delivery Accuracy rather than the accuracy of the individual usage recording.	
Exclusions:	
None	
Business Rules:	
The accuracy of the data delivery of usage records delivered by BST to the CLEC must enable them to provide a degree of accuracy comparative to BST bills rendered to their retail customers. If errors are detected in the delivery process, they are investigated, evaluated and documented. Errors are corrected and the data retransmitted to the CLEC.	
Calculations:	
Usage Data Delivery Accuracy = $\frac{\Sigma[(\text{Total number of usage data packs sent during current month}) - (\text{Total number of usage data packs requiring retransmission during current month})]}{(\text{Total number of usage data packs sent during current month})} \times 100$	
Report Structure:	
<ul style="list-style-type: none"> • CLEC Specific • CLEC Aggregate • BST Aggregate 	
Level of Disaggregation:	
<ul style="list-style-type: none"> • Geographic Scope <ul style="list-style-type: none"> ➢ Region 	
Data Retained Relating to CLEC Experience:	Data Retained Relating to BST Performance:
<ul style="list-style-type: none"> • Report Month • Record Type <ul style="list-style-type: none"> ➢ BellSouth Recorded ➢ Non BellSouth Recorded 	<ul style="list-style-type: none"> • Report Month • Record Type
Retail Analog/Benchmark:	
CLEC Usage Data Delivery Accuracy is comparable to BST Usage Data Delivery Accuracy See Appendix D	

Revision Date: 02/28/00 (dg)

BILLING

Report/Measurement:	
B-4. Usage Data Delivery Completeness	
Definition:	
<p>This measurement provides percentage of complete and accurately recorded usage data (usage recorded by BellSouth and usage recorded by other companies and sent to BST for billing) that is processed and transmitted to the CLEC within thirty (30) days of the message recording date. A parity measure is also provided showing completeness of BST messages processed and transmitted via CMDS. BellSouth delivers its own retail usage from recording location to billing location via CMDS as well as delivering billing data to other companies. Timeliness, Completeness and Mean Time to Deliver Usage measures are reported on the same report.</p>	
Exclusions:	
None	
Business Rules:	
<p>The purpose of these measurements is to demonstrate the level of quality of usage data delivered to the appropriate CLEC. Method of delivery is at the option of the CLEC.</p>	
Calculation:	
<p>Usage Data Delivery Completeness = $\Sigma(\text{Total number of Recorded usage records delivered during the current month that are within thirty (30) days of the message recording date}) / \Sigma(\text{Total number of Recorded usage records delivered during the current month}) \times 100$</p>	
Report Structure	
<ul style="list-style-type: none"> • CLEC Specific • CLEC Aggregate • BST Aggregate 	
Level of Disaggregation:	
<ul style="list-style-type: none"> • Geographic Scope <ul style="list-style-type: none"> ➢ Region 	
Data Retained Relating to CLEC Experience:	Data Retained Relating to BST Performance:
<ul style="list-style-type: none"> • Report Month • Record Type <ul style="list-style-type: none"> ➢ BellSouth Recorded ➢ Non BellSouth Recorded 	<ul style="list-style-type: none"> • Report Monthly • Record Type
Retail Analog/Benchmark:	
<p>CLEC Usage Delivery Completeness is comparable to BST Usage Delivery Completeness See Appendix D</p>	

Revision Date: 02/28/00 (dg)

BILLING

Report/Measurement:	
B-5. Usage Data Delivery Timeliness	
Definition:	
This measurement provides a percentage of recorded usage data (usage recorded by BST and usage recorded by other companies and sent to BST for billing) that is delivered to the appropriate CLEC within six (6) calendar days from the receipt of the initial recording. A parity measure is also provided showing timeliness of BST messages processed and transmitted via CMDS. Timeliness, Completeness and Mean Time to Deliver Usage measures are reported on the same report.	
Exclusions:	
None	
Business Rules:	
The purpose of this measurement is to demonstrate the level of timeliness for processing and transmission of usage data delivered to the appropriate CLEC. The usage data will be mechanically transmitted or mailed to the CLEC data processing center once daily. The Timeliness interval of usage recorded by other companies is measured from the date BST receives the records to the date BST distributes to the CLEC. Method of delivery is at the option of the CLEC.	
Calculation:	
Usage Data Delivery Timeliness = $\frac{\Sigma(\text{Total number of usage records sent within six (6) calendar days from initial recording/receipt})}{\Sigma(\text{Total number of usage records sent})} \times 100$	
Report Structure:	
<ul style="list-style-type: none"> • CLEC Aggregate • CLEC Specific • BST Aggregate 	
Level of Disaggregation:	
<ul style="list-style-type: none"> • Geographic Scope <ul style="list-style-type: none"> ➢ Region 	
Data Retained Relating to CLEC Experience:	Data Retained Relating to BST Performance:
<ul style="list-style-type: none"> • Report Month • Record Type <ul style="list-style-type: none"> ➢ BellSouth Recorded ➢ Non-BellSouth Recorded 	<ul style="list-style-type: none"> • Report Monthly • Record Type
Retail Analog/Benchmark:	
CLEC Usage Data Delivery Timeliness is comparable to BST Usage Data Delivery Timeliness See Appendix D	

Revision date: 02/28/00 (dg)

BILLING

Report/Measurement:	
B-6. Mean Time to Deliver Usage	
Definition:	
This measurement provides the average time it takes to deliver Usage Records to a CLEC. A parity measure is also provided showing timeliness of BST messages processed and transmitted via CMDS. Timeliness, Completeness and Mean Time to Deliver Usage measures are reported on the same report.	
Exclusions:	
None	
Business Rules:	
The purpose of this measurement is to demonstrate the average number of days it takes BST to deliver Usage data to the appropriate CLEC. Usage data is mechanically transmitted or mailed to the CLEC data processing center once daily. Method of delivery is at the option of the CLEC.	
Calculation:	
Mean Time to Deliver Usage = Σ (Record volume X estimated number of days to deliver the Usage Record) / total record volume	
Report Structure:	
<ul style="list-style-type: none"> • CLEC Aggregate • CLEC Specific • BST Aggregate 	
Level of Disaggregation:	
<ul style="list-style-type: none"> • Geographic Scope <ul style="list-style-type: none"> ➢ Region 	
Data Retained Relating to CLEC Experience:	Data Retained Relating to BST Performance:
<ul style="list-style-type: none"> • Report Month • Record Type <ul style="list-style-type: none"> ➢ BellSouth Recorded ➢ Non-BellSouth Recorded 	<ul style="list-style-type: none"> • Report Monthly • Record Type
Retail Analog/Benchmark:	
Mean Time to Deliver Usage to CLEC is comparable to Mean Time to Deliver Usage to BST See Appendix D	

Revision Date: 02/28/00 (dg)

OPERATOR SERVICES

Report/Measurement:
OS-1. Speed to Answer Performance/Average Speed to Answer – Toll
Definition:
Measurement of the average time in seconds calls wait before answered by a toll operator.
Exclusions:
Calls abandoned by customers are not reflected in the average speed to answer but are reflected in the conversion tables where the percent answered within “X” seconds is determined.
Business Rules:
The call waiting measurement scan starts when the customer enters the queue and ends when a BST representative answers the call. The average speed to answer is determined by measuring and accumulating the seconds of wait time from the entry of a customer into the BST call management system queue until the customer is transferred to a BST representative. No distinction is made between CLEC customers and BST customers.
Calculation:
The Average Speed to Answer for toll is calculated by using data from monthly system measurement reports taken from the centralized call routing switches. The “total call waiting seconds” is a sub-component of this measure which BST systems calculate by monitoring the number of calls in queue throughout the day multiplied by the time (in seconds) between monitoring events. The “total calls served” is the other sub-component of this measure, which BST systems record as the total number of calls handled by Operator Services toll centers. Since calls abandoned are not reflected in the calculation, the percent answered within the required timeframe is determined by using conversion tables with input for the abandonment rate.
Report Structure:
<ul style="list-style-type: none"> • Reported for the aggregate of BST and CLECs <ul style="list-style-type: none"> ➤ State
Level of Disaggregation:
None
Data Retained (on Aggregate Basis)
For the items below, BST’s Performance Measurement Analysis Platform (PMAP) receives a final computation; therefore, no raw data file is available in PMAP. <ul style="list-style-type: none"> • Month • Call Type (Toll) • Average Speed of Answer
Retail Analog/Benchmark
Parity by Design See Appendix D

Revision Date: 02/28/00 (tg)

OPERATOR SERVICES

Report/Measurement:
OS-2. Speed to Answer Performance/Percent Answered within “X” Seconds – Toll
Definition:
Measurement of the percent of toll calls that are answered in less than “X” seconds. The number of seconds represented by “X” is thirty, except where a different regulatory benchmark has been set against the Average Speed to Answer by a State Commission.
Exclusions:
Calls abandoned by customers are not reflected in the average speed to answer but are reflected in the conversion tables where the percent answered within “X” seconds is determined.
Business Rules:
The call waiting measurement scan starts when the customer enters the queue and ends when a BST representative answers the call. The average speed to answer is determined by measuring and accumulating the seconds of wait time from the entry of a customer into the BST call management system queue until the customer is transferred to a BST representative. No distinction is made between CLEC customers and BST customers.
Calculation:
The Percent Answered within “X” Seconds measurement for toll is derived by using the BellCore Statistical Answer Conversion Tables, to convert the Average Speed to Answer measure into a percent of calls answered within “X” seconds. The BellCore Conversion Tables are specific to the defined parameters of work time, number of operators, max queue size and call abandonment rates.
Report Structure:
<ul style="list-style-type: none"> • Reported for the aggregate of BST and CLECs <ul style="list-style-type: none"> ➤ State
Level of Disaggregation:
None
Data Retained (on Aggregate Basis)
For the items below, BST’s Performance Measurement Analysis Platform (PMAP) receives a final computation; therefore, no raw data file is available in PMAP. <ul style="list-style-type: none"> • Month • Call Type (Toll) • Average Speed of Answer
Retail Analog/Benchmark
Parity by Design See Appendix D

Revision Date: 02/28/00 (tg)

OPERATOR SERVICES

Report/Measurement:
OS-3. Speed to Answer Performance/Average Speed to Answer – Directory Assistance (DA)
Definition:
Measurement of the average time in seconds calls wait before answer by a DA operator.
Exclusions:
Calls abandoned by customers are not reflected in the average speed to answer but are reflected in the conversion tables where the percent answered within “X” seconds is determined.
Business Rules:
The call waiting measurement scan starts when the customer enters the queue and ends when a BST representative answers the call. The average speed to answer is determined by measuring and accumulating the seconds of wait time from the entry of a customer into the BST call management system queue until the customer is transferred to a BST representative. No distinction is made between CLEC customers and BST customers.
Calculation:
The Average Speed to Answer for DA is calculated by using data from monthly system measurement reports taken from the centralized call routing switches. The “total call waiting seconds” is a sub-component of this measure which BST systems calculate by monitoring the number of calls in queue throughout the day multiplied by the time (in seconds) between monitoring events. The “total calls served” is the other sub-component of this measure, which BST systems record as the total number of calls handled by Operator Services DA centers. Since calls abandoned are not reflected in the calculation, the percent answered within the required timeframe is determined by using conversion tables with input for the abandonment rate.
Report Structure:
<ul style="list-style-type: none"> • Reported for the aggregate of BST and CLECs <ul style="list-style-type: none"> ➤ State
Level of Disaggregation:
None
Data Retained (on Aggregate Basis)
For the items below, BST’s Performance Measurement Analysis Platform (PMAP) receives a final computation; therefore, no raw data file is available in PMAP. <ul style="list-style-type: none"> • Month • Call Type (DA) • Average Speed of Answer
Retail Analog/Benchmark
Parity by Design See Appendix D

Revision Date: 02/28/00 (tg)

OPERATOR SERVICES

Report/Measurement:
OS-4. Speed to Answer Performance/Percent Answered within “X” Seconds – Directory Assistance (DA)
Definition:
Measurement of the percent of DA calls that are answered in less than “X” seconds. The number of seconds represented by “X” is twenty, except where a different regulatory benchmark has been set against the Average Speed to Answer by a State Commission.
Exclusions:
Calls abandoned by customers are not reflected in the average speed to answer but are reflected in the conversion tables where the percent answered within “X” seconds is determined.
Business Rules:
The call waiting measurement scan starts when the customer enters the queue and ends when a BST representative answers the call. The average speed to answer is determined by measuring and accumulating the seconds of wait time from the entry of a customer into the BST call management system queue until the customer is transferred to a BST representative. No distinction is made between CLEC customers and BST customers.
Calculation:
The Percent Answered within “X” Seconds measurement for DA is derived by using the BellCore Statistical Answer Conversion Tables, to convert the Average Speed to Answer measure into a percent of calls answered within “X” seconds. The BellCore Conversion Tables are specific to the defined parameters of work time, number of operators, max queue size and call abandonment rates.
Report Structure:
<ul style="list-style-type: none"> • Reported for the aggregate of BST and CLECs <ul style="list-style-type: none"> ➤ State
Level of Disaggregation:
None
Data Retained (on Aggregate Basis)
For the items below, BST’s Performance Measurement Analysis Platform (PMAP) receives a final computation; therefore, no raw data file is available in PMAP. <ul style="list-style-type: none"> • Month • Call Type (DA) • Average Speed of Answer
Retail Analog/Benchmark
Parity by Design See Appendix D

Revision Date: 02/28/00 (tg)

E911

Report/Measurement:
E-1. Timeliness
Definition:
Measures the percentage of batch orders for E911 database updates (to CLEC resale and BST retail records) processed successfully within a 24-hour period.
Exclusions:
<ul style="list-style-type: none"> • Any resale order canceled by a CLEC • Facilities-based CLEC orders
Business Rules:
The 24-hour processing period is calculated based on the date and time processing starts on the batch orders and the date and time processing stops on the batch orders. Mechanical processing starts when SCC (BST's E911 vendor) receives E911 files containing batch orders extracted from BST's Service Order Communication System (SOCS). Processing stops when SCC loads the individual records to the E911 database. No distinctions are made between CLEC resale records and BST retail records.
Calculation:
$E911 \text{ Timeliness} = \frac{\Sigma (\text{Number of batch orders processed within 24 hours}}{\text{Total number of batch orders submitted}}) \times 100$
Report Structure:
<ul style="list-style-type: none"> • Reported for the aggregate of CLEC resale updates and BST retail updates <ul style="list-style-type: none"> ➢ State ➢ Region
Levels of Disaggregation:
None
Data Retained
<ul style="list-style-type: none"> • Report month • Aggregate data
Retail Analog/Benchmark
Parity by Design See Appendix D

Revision Date: 02/28/00 (tg)

E911

Report/Measurement:
E-2. Accuracy
Definition:
Measures the individual E911 telephone number (TN) record updates (to CLEC resale and BST retail records) processed successfully for E911 with no errors.
Exclusions:
<ul style="list-style-type: none"> • Any resale order canceled by a CLEC • Facilities-based CLEC orders
Business Rules:
Accuracy is based on the number of records processed without error at the conclusion of the processing cycle. Mechanical processing starts when SCC (BST's E911 vendor) receives E911 files containing telephone number (TN) records extracted from BST's Service Order Communication System (SOCS). No distinctions are made between CLEC resale records and BST retail records.
Calculation:
$\text{E911 Accuracy} = \frac{\Sigma(\text{Number of record individual updates processed with no errors} \div \text{Total number of individual record updates}) \times 100$
Report Structure:
<ul style="list-style-type: none"> • Reported for the aggregate of CLEC resale updates and BST retail updates <ul style="list-style-type: none"> ➢ State ➢ Region
Level of Disaggregation:
None
Data Retained
<ul style="list-style-type: none"> • Report month • Aggregate data
Retail Analog/Benchmark
Parity by Design See Appendix D

Revision Date: 02/28/00 (tg)

E911

Report/Measurement:
E-3. Mean Interval
Definition:
Measures the mean interval processing of E911 batch orders (to update CLEC resale and BST retail records).
Exclusions:
<ul style="list-style-type: none"> • Any resale order canceled by a CLEC • Facilities-based CLEC orders
Business Rules:
The processing period is calculated based on the date and time processing starts on the batch orders and the date and time processing stops on the batch orders. Data is posted in 4-hour increments up to and beyond 24 hours. No distinctions are made between CLEC resale records and BST retail records.
Calculation:
$\text{E911 Mean Interval} = \frac{\sum (\text{Date and time of batch order completion} - \text{Date and time of batch order submission})}{\text{Number of batch orders completed}}$
Report Structure:
<ul style="list-style-type: none"> • Reported for the aggregate of CLEC resale updates and BST retail updates <ul style="list-style-type: none"> ➢ State ➢ Region
Level of Disaggregation:
None
Data Retained (on Aggregate Basis)
<ul style="list-style-type: none"> • Report month • Aggregate data
Retail Analog/Benchmark
Parity by Design See Appendix D

Revision Date: 02/28/00 (tg)

TRUNK GROUP PERFORMANCE

Report/Measurement:	
TGP-1. Trunk Group Performance-Aggregate	
Definition:	
A report of aggregate blocking information for CLEC trunk groups and BellSouth trunk groups.	
Exclusions:	
<ul style="list-style-type: none"> • Trunk Groups for which valid data is not available for an entire study period • Duplicate trunk group information 	
Business Rules:	
<ul style="list-style-type: none"> • Aggregate blocking results are created using the statistical analysis package and are output into Excel with separate table for each geographic area. • For each geographic area, plots are generated for: a) the monthly blocking by hour for each affecting group (BellSouth or CLEC), and b) the difference between BellSouth blocking data and CLEC blocking data is calculated and plotted. • The TCBH blocking is calculated by determining the monthly averaging blocking for each hour for each trunk. The hour with the highest usage is selected as the TCBH and the blocking for that hour is reported. • Trunk Categorization: This report displays, over a reporting cycle, aggregate, weighted average blocking data for each hour of a day. Therefore, for each reporting cycle, 24 blocking data points are generated for two aggregate groups of selected trunk groups. These groups are CLEC affecting and BellSouth affecting trunk groups. In order to assign trunk groups to each aggregate group, all trunk groups are first assigned to a category. A trunk group's end points and the type of traffic that is transmitted on it define a category. Selected categories of trunk groups are assigned to the aggregate groups to that trunk reports can be generated. The categories to which trunk groups have been assigned for this report are as follows: 	
CLEC Affecting Categories:	
	<u>Point A</u>
Category 1:	BellSouth End Office
Category 3:	BellSouth End Office
Category 4:	BellSouth Local Tandem
Category 5:	BellSouth Access Tandem
Category 10:	BellSouth End Office
Category 16:	BellSouth Tandem
	<u>Point B</u>
	BellSouth Access Tandem
	CLEC Switch
	CLEC Switch
	CLEC Switch
	BellSouth Local Tandem
	BellSouth Tandem
BellSouth Affecting Category:	
	<u>Point A</u>
Category 9:	BellSouth End Office
	<u>Point B</u>
	BellSouth End Office

TRUNK GROUP PERFORMANCE - (Trunk Group Performance-Aggregate – Continued)

Calculation:						
Monthly Weighted Average Blocking:						
(Blocking data for each hour X number of valid measurement days within each week) / Σ (Total number of valid measurement days within each week)						
Example:		<u>Week 1</u>	<u>Week 2</u>	<u>Week 3</u>	<u>Week 4</u>	<u>Monthly</u>
Hour						
1	Blocking	1%	0.5%	2%	1.5%	1.8%
	# Days	7	7	5	6	
2	Blocking	0%	0%	0.2%	0.3%	.1%
	# Days	7	5	5	7	
3	Blocking	1%	1%	0.5%	2%	1.1%
	# Days	7	7	7	7	
24	Blocking	1%	0.5%	2%	1.5%	1.2%
	# Days	7	7	5	6	
The monthly weighted average blocking for hour 1 for a particular trunk group is calculated as follows:						
$\frac{(1 \times 5) + (0.5 \times 5) + (2 \times 4) + (1.5 \times 4)}{(5 + 5 + 4 + 4)} = 1.2\%$						
<hr/>						
Aggregate Monthly Blocking:						
(Monthly weighted average blocking value for each trunk group) X (number of trunks within each trunk group) / Σ (number of trunks in the aggregate group)						
Example:	<u>Trunk Group</u>	<u>Trunks in Service</u>	<u>Blocking Hour 1</u>	<u>Blocking Hour 2</u>	<u>Blocking Hour 3</u>	<u>Blocking Hour 4</u> <u>Blocking Hour 24</u>
	A	24	3%	0%	1%	0%
	B	144	2%	0%	1%	0.5%
	C	528	0%	0.5%	1%	1%
	D	316	1%	0%	1%	0.1%
	E	940	1%	1%	4%	0%
	Aggregate		0.8%	0.6%	2.4%	0.3%
The aggregate weighted monthly blocking for hour 1 is calculated as follows:						
$\frac{(3 \times 24) + (2 \times 144) + (0 \times 528) + (1 \times 316) + (1 \times 940)}{(24 + 144 + 528 + 316 + 940)} = 0.8\%$						
The purpose of the Trunk Group Performance Report is to provide trunk blocking measurements on CLEC and BST trunk groups for comparison only. It is not the intent of the report that it be used for network management and/or engineering.						
Report Structure:						
<ul style="list-style-type: none"> • CLEC Aggregate <ul style="list-style-type: none"> ➤ State 						
Level of Disaggregation:						
Trunk Group						
Data Retained Relating to CLEC Experience				Data Retained Relating to BST Experience		
<ul style="list-style-type: none"> • Report Month • Total Trunk Groups • Number of Trunk Groups by CLEC • Hourly average blocking per trunk group 				<ul style="list-style-type: none"> • Report Month • Total Trunk Groups • Aggregate Hourly average blocking 		
Retail Analog/Benchmark:						
Any 2 hour period in 24 hours where CLEC blockage exceeds BST blockage by more than 0.5% = a miss using trunk groups 1, 3, 4, 5, 10, 16 for CLECs and 9 for BST.						

Revision Date: 02/28/00 (tm)

TRUNK GROUP PERFORMANCE

Report/Measurement:																					
TGP-2. Trunk Group Performance-CLEC Specific																					
Definition:																					
A report of blocking information for CLEC trunk groups.																					
Exclusions:																					
<ul style="list-style-type: none"> • Trunk Groups for which valid data is not available for an entire study period • Duplicate trunk group information 																					
Business Rules:																					
<ul style="list-style-type: none"> • Aggregate blocking results are created using the statistical analysis package and are output into Excel with separate table for each geographic area. • For each geographic area, plots are generated for the monthly blocking by hour • The TCBH blocking is calculated by determining the monthly averaging blocking for each hour for each trunk. The hour with the highest usage is selected as the TCBH and the blocking for that hour is reported. • Trunk Categorization: This report displays, over a reporting cycle, aggregate, weighted average blocking data for each hour of a day. Therefore, for each reporting cycle, 24 blocking data points are generated for CLEC trunk groups. In order to assign trunk groups to the CLEC group, all trunk groups are first assigned to a category. A trunk group's end points and the type of traffic that is transmitted on it define a category. Selected categories of trunk groups are assigned to the aggregate groups to that trunk reports can be generated. The categories to which trunk groups have been assigned for this report are as follows: <p>CLEC Affecting Categories:</p> <table style="width: 100%; border: none;"> <thead> <tr> <th style="width: 15%;"></th> <th style="width: 35%; text-align: center;"><u>Point A</u></th> <th style="width: 35%; text-align: center;"><u>Point B</u></th> </tr> </thead> <tbody> <tr> <td>Category 1:</td> <td>BellSouth End Office</td> <td>BellSouth Access Tandem</td> </tr> <tr> <td>Category 3:</td> <td>BellSouth End Office</td> <td>CLEC Switch</td> </tr> <tr> <td>Category 4:</td> <td>BellSouth Local Tandem</td> <td>CLEC Switch</td> </tr> <tr> <td>Category 5:</td> <td>BellSouth Access Tandem</td> <td>CLEC Switch</td> </tr> <tr> <td>Category 10:</td> <td>BellSouth End Office</td> <td>BellSouth Local Tandem</td> </tr> <tr> <td>Category 16:</td> <td>BellSouth Tandem</td> <td>BellSouth Tandem</td> </tr> </tbody> </table>		<u>Point A</u>	<u>Point B</u>	Category 1:	BellSouth End Office	BellSouth Access Tandem	Category 3:	BellSouth End Office	CLEC Switch	Category 4:	BellSouth Local Tandem	CLEC Switch	Category 5:	BellSouth Access Tandem	CLEC Switch	Category 10:	BellSouth End Office	BellSouth Local Tandem	Category 16:	BellSouth Tandem	BellSouth Tandem
	<u>Point A</u>	<u>Point B</u>																			
Category 1:	BellSouth End Office	BellSouth Access Tandem																			
Category 3:	BellSouth End Office	CLEC Switch																			
Category 4:	BellSouth Local Tandem	CLEC Switch																			
Category 5:	BellSouth Access Tandem	CLEC Switch																			
Category 10:	BellSouth End Office	BellSouth Local Tandem																			
Category 16:	BellSouth Tandem	BellSouth Tandem																			

TRUNK GROUP PERFORMANCE - (Trunk Group Performance-CLEC Specific – Continued)

Calculation:							
Monthly Weighted Average Blocking:							
(Blocking data for each hour X number of valid measurement days within each week) / Σ (Total number of valid measurement days within each week)							
Example:		<u>Week 1</u>	<u>Week 2</u>	<u>Week 3</u>	<u>Week 4</u>	<u>Monthly</u>	
Hour							
1	Blocking	1%	0.5%	2%	1.5%	1.8%	
	# Days	7	7	5	6		
2	Blocking	0%	0%	0.2%	0.3%	.1%	
	# Days	7	5	5	7		
3	Blocking	1%	1%	0.5%	2%	1.1%	
	# Days	7	7	7	7	5	
24	Blocking	1%	0.5%	2%	1.5%	1.2%	
	# Days	7	7	5	6		
The monthly weighted average blocking for hour 1 for a particular trunk group is calculated as follows:							
$\frac{(1 \times 5) + (0.5 \times 5) + (2 \times 4) + (1.5 \times 4)}{(5 + 5 + 4 + 4)} = 1.2\%$							
<hr/>							
Aggregate Monthly Blocking:							
(Monthly weighted average blocking value for each trunk group) X (number of trunks within each trunk group) / Σ (number of trunks in the aggregate group)							
Example:	Trunk Group	Trunks in Service	Blocking Hour 1	Blocking Hour 2	Blocking Hour 3	Blocking Hour 4Blocking Hour 24
	A	24	3%	0%	1%	0%	0%
	B	144	2%	0%	1%	0.5%	0.5%
	C	528	0%	0.5%	1%	1%	1%
	D	316	1%	0%	1%	0.1%	0%
	E	940	1%	1%	4%	0%	0%
	Aggregate		0.8%	0.6%	2.4%	0.3%	0.3%
The aggregate weighted monthly blocking for hour 1 is calculated as follows:							
$\frac{(3 \times 24) + (2 \times 144) + (0 \times 528) + (1 \times 316) + (1 \times 940)}{(24 + 144 + 528 + 316 + 940)} = 0.8\%$							
The purpose of the Trunk Group Performance Report is to provide trunk blocking measurements on CLEC and BST trunk groups for comparison only. It is not the intent of the report that it be used for network management and/or engineering.							
Report Structure:							
<ul style="list-style-type: none"> • CLEC Specific • Trunk Group 							
Level of Disaggregation:							
Trunk Group							
Data Retained Relating to CLEC Experience				Data Retained Relating to BST Experience			
<ul style="list-style-type: none"> • Report Month • Total Trunk Groups • Number of Trunk Groups by CLEC • Hourly average blocking per trunk group 				<ul style="list-style-type: none"> • Report Month • Total Trunk Groups • Aggregate Hourly average blocking 			
Retail Analog/Benchmark:							
Any 2 hour period in 24 hours where CLEC blockage exceeds BST blockage by more than 0.5% = a miss using trunk groups 1, 3, 4, 5, 10, 16 for CLECs and 9 for BST.							

Revision Date: 02/28/00 (tm)

TRUNK GROUP PERFORMANCE

Report/Measurement:	
TGP-3. Trunk Group Service Report	
Definition:	
A report of the percent blocking above the Measured Blocking Threshold (MBT) on all final trunk groups between CLEC Points of Termination and BST end offices or tandems.	
Exclusions:	
<ul style="list-style-type: none"> • Trunk groups for which valid traffic data is not available • High use trunk groups 	
Business Rules:	
Traffic trunking data measurements are validated and processed by the Total Network Data System/Trunking (TNDS/TK), a Telcordia (BellCore) supported application, on an hourly basis for Average Business Days (Monday through Friday). The traffic load sets, including offered load and observed blocking ratio (calls blocked divided by calls attempted), are averaged for a 20 day period, and the busy hour is selected. The busy hour average data for each trunk group is captured for reporting purposes. Although all trunk groups are available for reporting, the report highlight those trunk groups with blocking greater than the Measured Blocking Threshold (MBT) and the number of consecutive monthly reports that the trunk group blocking has exceeded the MBT. The MBT for CTTG is 2% and the MBT for all other trunk groups is 3%.	
Calculation:	
Measured blocking = (Total number of blocked calls) / (Total number of attempted calls) X 100	
Report Structure:	
<ul style="list-style-type: none"> • BST Aggregate <ul style="list-style-type: none"> ➢ CTTG ➢ Local • CLEC Aggregate <ul style="list-style-type: none"> ➢ BST Administered CLEC Trunk ➢ CLEC Administered CLEC Trunk • CLEC Specific <ul style="list-style-type: none"> ➢ BST Administered CLEC Trunk ➢ CLEC Administered CLEC Trunk 	
Level of Disaggregation:	
State	
Data Retained Relating to CLEC Experience	Data Retained Relating to BST Experience
<ul style="list-style-type: none"> • Report month • Total trunk groups • Total trunk groups for which data is available • Trunk groups with blocking greater than the MBT • Percent of trunk groups with blocking greater than the MBT 	<ul style="list-style-type: none"> • Report month • Total trunk groups • Total trunk groups for which data is available • Trunk groups with blocking greater than the MBT • Percent of trunk groups with blocking greater than the MBT
Retail Analog/Benchmark:	
CLEC Trunk Blockage/BST Trunk Blockage See Appendix D	

Revision Date: 02/28/00 (tm)

TRUNK GROUP PERFORMANCE

Report/Measurement:	
TGP-4. Trunk Group Service Detail	
Definition:	
A detailed list of all final trunk groups between CLEC Points of Presence and BST end offices or tandems, and the actual blocking performance when the blocking exceeds the Measured Blocking Threshold (MBT) for the trunk groups.	
Exclusions:	
<ul style="list-style-type: none"> • Trunk groups for which valid traffic data is not available • High use trunk groups 	
Business Rules:	
Traffic trunking data measurements are validated and processed by the Total Network Data System/Trunking (TNDS/TK), a Telcordia (BellCore) supported application, on an hourly basis for Average Business Days (Monday through Friday). The traffic load sets, including offered load and observed blocking ratio (calls blocked divided by calls attempted), are averaged for a 20 day period, and the busy hour is selected. The busy hour average data for each trunk group is captured for reporting purposes. Although all trunk groups are available for reporting, the report highlight those trunk groups with blocking greater than the Measured Blocking Threshold (MBT) and the number of consecutive monthly reports that the trunk group blocking has exceeded the MBT. The MBT for CTG is 2% and the MBT for all other trunk groups is 3%.	
Calculation:	
Measured Blocking = (Total number of blocked calls) / (Total number of attempted calls) X 100	
Report Structure:	
<ul style="list-style-type: none"> • BST Specific <ul style="list-style-type: none"> ➢ Traffic Identity ➢ TGSN ➢ Tandem ➢ End Office ➢ Description ➢ Observed Blocking ➢ Busy Hour ➢ Number Trunks ➢ Valid study days ➢ Number reports ➢ Remarks 	<ul style="list-style-type: none"> • CLEC Specific <ul style="list-style-type: none"> ➢ Traffic Identity ➢ TGSN ➢ Tandem ➢ CLEC POT ➢ Description ➢ Observed Blocking ➢ Busy Hour ➢ Number Trunks ➢ Valid study days ➢ Number reports ➢ Remarks
Level of Disaggregation:	
State	
Data Retained Relating to CLEC Experience	Data Retained Relating to BST Experience
<ul style="list-style-type: none"> • Report month • Total trunk groups • Total trunk groups for which data is available • Trunk groups with blocking greater than the MBT • Percent of trunk groups with blocking greater than the MBT • Traffic identity, TGSN, end points, description, busy hour, valid study days, number reports 	<ul style="list-style-type: none"> • Report month • Total trunk groups • Total trunk groups for which data is available • Trunk groups with blocking greater than the MBT • Percent of trunk groups with blocking greater than the MBT • Traffic identity, TGSN, end points, description, busy hour, valid study days, number reports
Retail Analog/Benchmark:	
CLEC Trunk Blockage/BST Blockage See Appendix D	

Revision Date: 02/28/00 (tm)

COLLOCATION

Report/Measurement:
C-1. Average Response Time
Definition:
Measures the average time (counted in business days) from the receipt of a complete and accurate collocation application (including receipt of application fees) to the date BellSouth responds in writing.
Exclusions:
<ul style="list-style-type: none"> • Requests to augment previously completed arrangements • Any application cancelled by the CLEC
Business Rules:
The clock starts on the date that BST receives a complete and accurate collocation application accompanied by the appropriate application fee. The clock stops on the date that BST returns a response. The clock will restart upon receipt of changes to the original application request.
Calculation:
Average Response Time = $\sum(\text{Request Response Date}) - (\text{Request Submission Date}) / \text{Count of Responses Returned within Reporting Period.}$
Report Structure:
<ul style="list-style-type: none"> • Individual CLEC (alias) aggregate • Aggregate of all CLECs
Level of Disaggregation:
<ul style="list-style-type: none"> • State, Region and further geographic disaggregation as required by State Commission Order (e.g. Metropolitan Service Area – MSA) • Virtual • Physical
Data Retained:
<ul style="list-style-type: none"> • Report period • Aggregate data
Retail Analog/Benchmark:
See Appendix D

Revision Date: 01/27/00 (tg)

COLLOCATION

Report/Measurement:
C-2. Average Arrangement Time
Definition:
Measures the average time from the receipt of a complete and accurate Bona Fide firm order (including receipt of appropriate fee) to the date BST completes the collocation arrangement.
Exclusions:
<ul style="list-style-type: none"> • Any Bona Fide firm order cancelled by the CLEC • Bona Fide firm orders to augment previously completed arrangements • Time for BST to obtain permits • Time during which the collocation contract is being negotiated
Business Rules:
The clock starts on the date that BST receives a complete and accurate Bona Fide firm order accompanied by the appropriate fee. The clock stops upon submission of the permit request and restarts upon receipt of the approved permit. Changes (affecting the provisioning interval or capital expenditures) that are submitted while provisioning is in progress may alter the completion date. The clock stops on the date that BST completes the collocation arrangement.
Calculation:
Average Arrangement Time = $\Sigma(\text{Date Collocation Arrangement is Complete}) - (\text{Date Order for Collocation Arrangement Submitted}) / \text{Total Number of Collocation Arrangements Completed during Reporting Period.}$
Report Structure:
<ul style="list-style-type: none"> • Individual CLEC (alias) aggregate • Aggregate of all CLECs
Level of Disaggregation:
<ul style="list-style-type: none"> • State, Region and further geographic disaggregation as required by State Commission Order (e.g. Metropolitan Service Area – MSA) • Virtual • Physical
Data Retained:
<ul style="list-style-type: none"> • Report period • Aggregate data
Retail Analog/Benchmark:
See Appendix D

Revision Date: 01/27/00 (tg)

COLLOCATION

Report/Measurement:
C-3. Percent of Due Dates Missed
Definition:
Measures the percent of missed due dates for collocation arrangements.
Exclusions:
<ul style="list-style-type: none"> • Any Bona Fide firm order cancelled by the CLEC • Bona Fide firm orders to augment previously completed arrangements • Time for BST to obtain permits • Time during which the collocation contract is being negotiated
Business Rules:
The clock starts on the date that BST receives a complete and accurate Bona Fide firm order accompanied by the appropriate fee. The clock stops on the date that BST completes the collocation arrangement.
Calculation:
$\% \text{ of Due Dates Missed} = \frac{\Sigma (\text{Number of Orders not completed w/i ILEC Committed Due Date during Reporting Period})}{\text{Number of Orders Completed in Reporting Period}} \times 100$
Report Structure:
<ul style="list-style-type: none"> • Individual CLEC (alias) aggregate • Aggregate of all CLECs
Level of Disaggregation:
<ul style="list-style-type: none"> • State, Region and further geographic disaggregation as required by State Commission Order (e.g. Metropolitan Service Area-MSA) • Virtual • Physical
Data Retained:
<ul style="list-style-type: none"> • Report period • Aggregate data
Retail Analog/Benchmark:
$90\% \leq \text{Commit Date}$

Revision Date: 01/27/00 (tg)

Appendix A: Reporting Scope*

Standard Service Groupings	
	<p><u>Pre-Order, Ordering</u></p> <ul style="list-style-type: none"> ➤ Resale Residence ➤ Resale Business ➤ Resale Special ➤ Local Interconnection Trunks ➤ UNE ➤ UNE - Loops w/LNP <p><u>Provisioning</u></p> <ul style="list-style-type: none"> ➤ UNE Non-Design ➤ UNE Design ➤ Local Interconnection Trunks ➤ Resale Residence ➤ Resale Business ➤ Resale Design ➤ BST Trunks ➤ BST Residence Retail ➤ BST Business Retail ➤ BST Design Retail <p><u>Maintenance and Repair</u></p> <ul style="list-style-type: none"> ➤ Local Interconnection Trunks ➤ UNE Non-Design ➤ UNE Design ➤ Resale Residence ➤ Resale Business ➤ Resale Design ➤ BST Interconnection Trunks ➤ BST Residence Retail ➤ BST Business Retail ➤ BST Design Retail <p><u>Local Interconnection Trunk Group Blockage</u></p> <ul style="list-style-type: none"> ➤ BST CTTG Trunk Groups ➤ CLEC Trunk Groups

Appendix B: Glossary of Acronyms and Terms

A	<p>ACD</p> <p>AGGREGATE</p> <p>ASR</p> <p>ATLAS</p> <p>ATLASTN</p> <p>AUTO CLARIFICATION</p>	<p>Automatic Call Distributor - A service that provides status monitoring of agents in a call center and routes high volume incoming telephone calls to available agents while collecting management information on both callers and attendants.</p> <p>Sum total of all items in like category, e.g. CLEC aggregate equals the sum total of all CLECs' data for a given reporting level.</p> <p>Access Service Request - A request for access service terminating delivery of carrier traffic into a Local Exchange Carrier's network.</p> <p>Application for Telephone Number Load Administration System - The BellSouth Operations System used to administer the pool of available telephone numbers and to reserve selected numbers from the pool for use on pending service requests/service orders.</p> <p>ATLAS software contract for Telephone Number</p> <p>The number of LSRs that were electronically rejected from LESOG and electronically returned to the CLEC for correction.</p>
B	<p>BILLING</p> <p>BOCRIS</p> <p>BRC</p> <p>BST</p>	<p>The process and functions by which billing data is collected and by which account information is processed in order to render accurate and timely billing.</p> <p>Business Office Customer Record Information System - A front-end presentation manager used by BellSouth organizations to access the CRIS database.</p> <p>Business Repair Center – The BellSouth Business Systems trouble receipt center which serves large business and CLEC customers.</p> <p>BellSouth Telecommunications, Inc.</p>
C	<p>CKTID</p> <p>CLEC</p> <p>CMDS</p> <p>COFFI</p>	<p>A unique identifier for elements combined in a service configuration</p> <p>Competitive Local Exchange Carrier</p> <p>Centralized Message Distribution System - BellCore administered national system used to transfer specially formatted messages among companies.</p> <p>Central Office Feature File Interface - A BellSouth Operations System database which maintains Universal Service Order Code (USOC) information based on current tariffs.</p>

Appendix B: Glossary of Acronyms and Terms – Continued

C	COFIUSOC	COFFI software contract for feature/service information
	CRIS	Customer Record Information System - The BellSouth proprietary corporate database and billing system for non-access customers and services.
	CRSACCTS	CRIS software contract for CSR information
	CSR	Customer Service Record
	CTTG	Common Transport Trunk Group - Final trunk groups between BST & Independent end offices and the BST access tandems.
D	DESIGN	Design Service is defined as any Special or Plain Old Telephone Service Order which requires BellSouth Design Engineering Activities
	DISPOSITION & CAUSE	Types of trouble conditions, e.g. No Trouble Found, Central Office Equipment, Customer Premises Equipment, etc.
	DLETH	Display Lengthy Trouble History - A history report that gives all activity on a line record for trouble reports in LMOS
	DLR	Detail Line Record - All the basic information maintained on a line record in LMOS, e.g. name, address, facilities, features etc.
	DOE	Direct Order Entry System - An internal BellSouth service order entry system used by BellSouth Service Representatives to input business service orders in BellSouth format.
	DSAP	DOE (Direct Order Entry) Support Application - The BellSouth Operations System which assists a Service Representative or similar carrier agent in negotiating service provisioning commitments for non-designed services and UNEs.
	DSAPDDI	DSAP software contract for schedule information
E	E911	Provides callers access to the applicable emergency services bureau by dialing a 3-digit universal telephone number.
	EDI	Electronic Data Interchange - The computer-to-computer exchange of inter and/or intra company business documents in a public standard format.
F	FATAL REJECT	The number of LSRs that were electronically rejected from LEO, which checks to see if the LSR has all the required fields correctly populated
	FLOW-THROUGH	In the context of this document, LSRs submitted electronically via the CLEC mechanized ordering process that flow through to the BST OSS without manual or human intervention.
	FOC	Firm Order Confirmation - A notification returned to the CLEC confirming that the LSR has been received and accepted, including the specified commitment date.

Appendix B: Glossary of Acronyms and Terms - Continued

G		
H	HAL	“Hands Off” Assignment Logic - Front end access and error resolution logic used in interfacing BellSouth Operations Systems such as ATLAS, BOCRIS, LMOS, PSIMS, RSAG and SOCS.
	HALCRIS	HAL software contract for CSR information
I	ISDN	Integrated Services Digital Network
K		
L	LCSC	Local Carrier Service Center - The BellSouth center which is dedicated to handling CLEC LSRs, ASRs, and Preordering transactions along with associated expedite requests and escalations.
	LEGACY SYSTEM	Term used to refer to BellSouth Operations Support Systems (see OSS)
	LENS	Local Exchange Negotiation System - The BellSouth LAN/web server/OS application developed to provide both preordering and ordering electronic interface functions for CLECs.
	LEO	Local Exchange Ordering - A BellSouth system which accepts the output of EDI, applies edit and formatting checks, and reformats the Local Service Requests in BellSouth Service Order format.
	LESOG	Local Exchange Service Order Generator - A BellSouth system which accepts the service order output of LEO and enters the Service Order into the Service Order Control System using terminal emulation technology.
	LMOS	Loop Maintenance Operations System - A BellSouth Operations System that stores the assignment and selected account information for use by downstream OSS and BellSouth personnel during provisioning and maintenance activities.
	LMOS HOST	LMOS host computer
	LMOSupd	LMOS updates
	LNP	Local Number Portability - In the context of this document, the capability for a subscriber to retain his current telephone number as he transfers to a different local service provider.
	LOOPS	Transmission paths from the central office to the customer premises.
	LSR	Local Service Request – A request for local resale service or unbundled network elements from a CLEC.
M	MAINTENANCE & REPAIR	The process and function by which trouble reports are passed to BellSouth and by which the related service problems are resolved.
	MARCH	A BellSouth Operations System which accepts service orders, interprets the coding contained in the service order image, and constructs the specific switching system Recent Change command messages for input into end office switches.

Appendix B: Glossary of Acronyms and Terms – Continued

N	NC	“No Circuits” - All circuits busy announcement
O	OASIS	Obtain Availability Services Information System - A BellSouth front-end processor, which acts as an interface between COFFI and RNS. This system takes the USOCs in COFFI and translates them to English for display in RNS.
	OASISBSN	OASIS software contract for feature/service
	OASISCAR	OASIS software contract for feature/service
	OASISLPC	OASIS software contract for feature/service
	OASISMTN	OASIS software contract for feature/service
	OASISNET	OASIS software contract for feature/service
	OASISOCP	OASIS software contract for feature/service
	ORDERING	The process and functions by which resale services or unbundled network elements are ordered from BellSouth as well as the process by which an LSR or ASR is placed with BellSouth.
	OSPCM	Outside Plant Contract Management System - Provides Scheduling Information.
	OSS	Operations Support System - A support system or database which is used to mechanize the flow or performance of work. The term is used to refer to the overall system consisting of hardware complex, computer operating system(s), and application which is used to provide the support functions.
	OUT OF SERVICE	Customer has no dial tone and cannot call out.
P	POTS	Plain Old Telephone Service
	PREDICTOR	The BellSouth Operations system which is used to administer proactive maintenance and rehabilitation activities on outside plant facilities, provide access to selected work groups (e.g. RRC & BRC) to Mechanized Loop Testing and switching system I/O ports, and provide certain information regarding the attributes and capabilities of outside plant facilities.
	PREORDERING	The process and functions by which vital information is obtained, verified, or validated prior to placing a service request.
	PROVISIONING	The process and functions by which necessary work is performed to activate a service requested via an LSR or ASR and to initiate the proper billing and accounting functions.
	PSIMS	Product/Service Inventory Management System - A BellSouth database Operations System which contains availability information on switching system features and capabilities and on BellSouth service availability. This database is used to verify the availability of a feature or service in an NXX prior to making a commitment to the customer.
	PSIMSORB	PSIMS software contract for feature/service

Appendix B: Glossary of Acronyms and Terms – Continued

Q		
R	RNS	Regional Negotiation System - An internal BellSouth service order entry system used by BellSouth Consumer Services to input service orders in BellSouth format.
	RRC	Residence Repair Center - The BellSouth Consumer Services trouble receipt center which serves residential customers.
	RSAG	Regional Street Address Guide - The BellSouth database, which contains street addresses validated to be accurate with state and local governments. RSAG software contract for address search
	RSAGADDR	RSAG software contract for telephone number search
	RSAGTN	
S	SOCS	Service Order Control System - The BellSouth Operations System which routes service order images among BellSouth drop points and BellSouth Operations Systems during the service provisioning process.
	SOIR	Service Order Interface Record - any change effecting activity to a customer account by service order that impacts 911/E911.
T	TAFI	Trouble Analysis Facilitation Interface - The BellSouth Operations System that supports trouble receipt center personnel in taking and handling customer trouble reports.
	TAG	Telecommunications Access Gateway – TAG was designed to provide an electronic interface, or machine-to-machine interface for the bi-directional flow of information between BellSouth’s OSSs and participating CLECs.
	TN	Telephone Number
	TOTAL MANUAL FALLOUT	The number of LSRs which are entered electronically but require manual entering into a service order generator.
U	UNE	Unbundled Network Element
V		
W	WTN	A unique identifier for elements combined in a service configuration
X		
Y		
Z		
Σ		Sum of:

Appendix C

BELLSOUTH'S AUDIT POLICY:

BellSouth currently provides many CLECs with certain audit rights as a part of their individual interconnection agreements. However, it is not reasonable for BellSouth to undergo an audit of the SQM for every CLEC with which it has a contract. BellSouth has developed a proposed Audit Plan for use by the parties to an audit. If requested by a Public Service Commission or by a CLEC exercising contractual audit rights, BellSouth will agree to undergo a comprehensive audit of the aggregate level reports for both BellSouth and the CLEC(s) for each of the next five (5) years (2000 – 2005), to be conducted by an independent third party. The results of that audit will be made available to all the parties subject to proper safeguards to protect proprietary information. This aggregate level audit includes the following specifications:

1. The cost shall be borne 50% by BellSouth and 50% by the CLEC or CLECs.
2. The independent third party auditor shall be selected with input from BellSouth, the PSC, if applicable, and the CLEC(s).
3. BellSouth, the PSC and the CLEC(s) shall jointly determine the scope of the audit.

BellSouth reserves the right to make changes to this audit policy as growth and changes in the industry dictate.

APPENDIX D				
Analogs and Benchmarks				
BST SQM Category	MEASURES AND SUB-METRICS	RESALE Retail Analogue	UNES Retail Analogue	Benchmark*
Pre-Ordering	<u>Percent Response Received within "X" seconds</u>		Parity w/ retail where applicable.	
	<u>OSS Interface Availability</u>			99.5%
Ordering	<u>Percent Flow-Through Service Request</u> <ul style="list-style-type: none"> • Residence • Business • UNE 			90% 80% 80%
	<u>Percent Rejected Service Request</u>	Diagnostic		Diagnostic.
	<u>Reject Interval (Mechanized)</u>	UD	UD	95% within 1 hrs
	• Reject Interval (Non-Mechanized and Partially Mechanized)	UD	UD	85% < 24 hrs
	<u>Firm Order Confirmation Timeliness (Mechanized)</u> (Non-Mechanized and Partially Mechanized)	UD	UD	95% within 4 hrs
	<u>Speed of Answer in Ordering Center</u>	X	X	85% <48 Hrs
Provisioning	<u>Mean Held Order Interval</u>			
	• Resale Residence	X		
	• Resale Business	X		
	• Resale Design	X		
	• Resale PBX	X		
	• Resale Centrex	X		
	• Resale IDSN	X		
	• UNE Loop and Port Combos		Retail Residence and Business	
	• UNE 2w Loop with NP – Non-Design		Retail Residence and Business	
	• UNE 2w Loop without NP – Non-Design		Retail Residence and Business	
	• UNE Loop Other with NP Non-Design		Retail Residence and Business	
	• UNE Loop Other without NP Non-Design		Retail Residence and Business	
	• UNE Other Non Design		Retail Residence and Business	
	• UNE 2w Loop with NP – Design		Retail Residence and Business	
	• UNE 2w Loop without NP – Design		Retail Residence and Business	
	• UNE Loop Other with NP – Design		Retail Design	

APPENDIX D Analog and Benchmarks				
BST SQM Category	MEASURES AND SUB-METRICS	RESALE Retail Analogue	UNES Retail Analogue	Benchmark*
	• UNE Loop Other without NP - Design			Retail Design
	• UNE Other Design			Retail Design
	• Local Interconnection Trunks	X		
	Average Jeopardy Notice Interval (Mechanized)			
	• Resale Residence			95% >=24 Hrs
	• Resale Business			95% >=24 Hrs
	• Resale Design			95% >=24 Hrs
	• Resale PBX			95% >=24 Hrs
	• Resale Centrex			95% >=24 Hrs
	• Resale IDSN			95% >=24 Hrs
	• UNE Loop and Port Combos			95% >=24 Hrs
	• UNE 2w Loop with NP – Non-Design			95% >=24 Hrs
	• UNE 2w Loop without NP – Non-Design			95% >=24 Hrs
	• UNE Loop Other with NP Non-Design			95% >=24 Hrs
	• UNE Loop Other without NP Non-Design			95% >=24 Hrs
	• UNE Other Non Design			95% >=24 Hrs
	• UNE 2w Loop with NP – Design			95% >=24 Hrs
	• UNE 2w Loop without NP – Design			95% >=24 Hrs
	• UNE Loop Other with NP – Design			95% >=24 Hrs
	• UNE Loop Other without NP - Design			95% >=24 Hrs
	• UNE Other Design			95% >=24 Hrs
	• Local Interconnection Trunks			95% >=24 Hrs
	% of Orders given jeopardy notice (Mechanized)			
	• Resale Residence	X		
	• Resale Business	X		
	• Resale Design	X		
	• Resale PBX	X		
	• Resale Centrex	X		
	• Resale IDSN	X		
	• UNE Loop and Port Combos			Retail Residence and Business
	• UNE 2w Loop with NP – Non-Design			Retail Residence and Business
	• UNE 2w Loop without NP – Non-Design			Retail Residence and Business
	• UNE Loop Other with NP Non-Design			Retail Residence and Business

APPENDIX D				
Analogs and Benchmarks				
BST SQM Category	MEASURES AND SUB-METRICS	RESALE Retail Analogue	UNES Retail Analogue	Benchmark*
	• UNE Loop Other without NP Non-Design		Retail Residence and Business	
	• UNE Other Non Design		Retail Residence and Business	
	• UNE 2w Loop with NP – Design		Retail Residence and Business	
	• UNE 2w Loop without NP – Design		Retail Residence and Business	
	• UNE Loop Other with NP – Design		Retail Design	
	• UNE Loop Other without NP - Design		Retail Design	
	• UNE Other Design		Retail Design	
	• Local Interconnection Trunks	X		
	<u>Percent Missed Installation Appointments</u>			
	• Resale Residence	X		
	• Resale Business	X		
	• Resale Design	X		
	• Resale PBX	X		
	• Resale Centrex	X		
	• Resale IDSN	X		
	• UNE Loop and Port Combos		Retail Residence and Business	
	• UNE 2w Loop with NP – Non-Design		Retail Residence and Business	
	• UNE 2w Loop without NP – Non-Design		Retail Residence and Business	
	• UNE Loop Other with NP Non-Design		Retail Residence and Business	
	• UNE Loop Other without NP Non-Design		Retail Residence and Business	
	• UNE Other Non Design		Retail Residence and Business	
	• UNE 2w Loop with NP – Design		Retail Residence and Business	
	• UNE 2w Loop without NP – Design		Retail Residence and Business	
	• UNE Loop Other with NP – Design		Retail Design	
	• UNE Loop Other without NP – Design		Retail Design	
	• UNE Other Design		Retail Design	
	• Local Interconnection Trunks	X		
	<u>Order Completion Interval</u>			
	• Resale Residence	X		
	• Resale Business	X		
	• Resale Design	X		
	• Resale PBX	X		
	• Resale Centrex	X		

APPENDIX D				
Analogs and Benchmarks				
BST SQM Category	MEASURES AND SUB-METRICS	RESALE Retail Analogue	UNES Retail Analogue	Benchmark*
	• Resale IDSN	X		
	• UNE Loop and Port Combos		Retail Residence and Business	
	• UNE 2w Loop with NP – Non-Design		Retail Residence and Business	
	• UNE 2w Loop without NP – Non-Design		Retail Residence and Business	
	• UNE Loop Other with NP Non-Design		Retail Residence and Business	
	• UNE Loop Other without NP Non-Design		Retail Residence and Business	
	• UNE Other Non Design		Retail Residence and Business	
	• UNE 2w Loop with NP – Design		Retail Residence and Business	
	• UNE 2w Loop without NP – Design		Retail Residence and Business	
	• UNE Loop Other with NP – Design		Retail Design	
	• UNE Loop Other without NP - Design		Retail Design	
	• UNE Other Design		Retail Design	
	• Local Interconnection Trunks	X		
	Average Completion Notice Interval – Resale POTS (Mech)			
	• Resale Residence	X		
	• Resale Business	X		
	• Resale Design	X		
	• Resale PBX	X		
	• Resale Centrex	X		
	• Resale IDSN	X		
	• UNE Loop and Port Combos		Retail Residence and Business	
	• UNE 2w Loop with NP – Non-Design		Retail Residence and Business	
	• UNE 2w Loop without NP – Non-Design		Retail Residence and Business	
	• UNE Loop Other with NP Non-Design		Retail Residence and Business	
	• UNE Loop Other without NP Non-Design		Retail Residence and Business	
	• UNE Other Non Design		Retail Residence and Business	
	• UNE 2w Loop with NP – Design		Retail Residence and Business	
	• UNE 2w Loop without NP – Design		Retail Residence and Business	
	• UNE Loop Other with NP – Design		Retail Design	
	• UNE Loop Other without NP - Design		Retail Design	
	• UNE Other Design		Retail Design	
	• Local Interconnection Trunks	X		
	Percent Provisioning Troubles within 30 Days			

APPENDIX D				
Analogs and Benchmarks				
BST SQM Category	MEASURES AND SUB-METRICS	RESALE Retail Analogue	UNES Retail Analogue	Benchmark*
	• Resale Residence	X		
	• Resale Business	X		
	• Resale Design	X		
	• Resale PBX	X		
	• Resale Centrex	X		
	• Resale IDSN	X		
	• UNE Loop and Port Combos		Retail Residence and Business	
	• UNE 2w Loop with NP – Non-Design		Retail Residence and Business	
	• UNE 2w Loop without NP – Non-Design		Retail Residence and Business	
	• UNE Loop Other with NP Non-Design		Retail Residence and Business	
	• UNE Loop Other without NP Non-Design		Retail Residence and Business	
	• UNE Other Non Design		Retail Residence and Business	
	• UNE 2w Loop with NP – Design		Retail Residence and Business	
	• UNE 2w Loop without NP – Design		Retail Residence and Business	
	• UNE Loop Other with NP – Design		Retail Design	
	• UNE Loop Other without NP - Design		Retail Design	
	• UNE Other Design		Retail Design	
	• Local Interconnection Trunks	X		
	Total Service Order Cycle Time	Diag.	Diagnostic	Diagnostic
Maintenance	Customer Trouble Report Rate			
	• Resale Residence	X		
	• Resale Business	X		
	• Resale Design	X		
	• Resale PBX	X		
	• Resale Centrex	X		
	• Resale IDSN	X		
	• UNE Loop and Port Combos		Retail Residence and Business	
	• UNE 2w Loop – Non-Design		Retail Residence and Business	
	• UNE Loop Other - Non-Design		Retail Residence and Business	
	• UNE Other Non Design		Retail Residence and Business	
	• UNE 2w Loop – Design		Retail Residence and Business	
	• UNE Loop Other – Design		Retail Design	
	• UNE Other Design		Retail Design	

APPENDIX D Analog and Benchmarks				
BST SQM Category	MEASURES AND SUB-METRICS	RESALE Retail Analogue	UNES Retail Analogue	Benchmark*
	• Local Interconnection Trunks	X		
	<u>Percent Missed Repair Appointments</u>			
	• Resale Residence	X		
	• Resale Business	X		
	• Resale Design	X		
	• Resale PBX	X		
	• Resale Centrex	X		
	• Resale IDSN	X		
	• UNE Loop and Port Combos		Retail Residence and Business	
	• UNE 2w Loop – Non-Design		Retail Residence and Business	
	• UNE Loop Other - Non-Design		Retail Residence and Business	
	• UNE Other Non Design		Retail Residence and Business	
	• UNE 2w Loop – Design		Retail Residence and Business	
	• UNE Loop Other – Design		Retail Design	
	• UNE Other Design		Retail Design	
	• Local Interconnection Trunks	X		
	<u>Maintenance Average Duration</u>			
	• Resale Residence	X		
	• Resale Business	X		
	• Resale Design	X		
	• Resale PBX	X		
	• Resale Centrex	X		
	• Resale IDSN	X		
	• UNE Loop and Port Combos		Retail Residence and Business	
	• UNE 2w Loop – Non-Design		Retail Residence and Business	
	• UNE Loop Other - Non-Design		Retail Residence and Business	
	• UNE Other Non Design		Retail Residence and Business	
	• UNE 2w Loop – Design		Retail Residence and Business	
	• UNE Loop Other – Design		Retail Design	
	• UNE Other Design		Retail Design	
	• Local Interconnection Trunks	X		
	<u>Percent Repeat Troubles within 30 Days</u>			
	• Resale Residence	X		

APPENDIX D Analog and Benchmarks				
BST SQM Category	MEASURES AND SUB-METRICS	RESALE Retail Analogue	UNES Retail Analogue	Benchmark*
	• Resale Business	X		
	• Resale Design	X		
	• Resale PBX	X		
	• Resale Centrex	X		
	• Resale IDSN	X		
	• UNE Loop and Port Combos		Retail Residence and Business	
	• UNE 2w Loop – Non-Design		Retail Residence and Business	
	• UNE Loop Other - Non-Design		Retail Residence and Business	
	• UNE Other Non Design		Retail Residence and Business	
	• UNE 2w Loop – Design		Retail Residence and Business	
	• UNE Loop Other – Design		Retail Design	
	• UNE Other Design		Retail Design	
	• Local Interconnection Trunks	X		
	<u>Out of Service > 24hrs</u>			
	• Resale Residence	X		
	• Resale Business	X		
	• Resale Design	X		
	• Resale PBX	X		
	• Resale Centrex	X		
	• Resale IDSN	X		
	• UNE Loop and Port Combos		Retail Residence and Business	
	• UNE 2w Loop – Non-Design		Retail Residence and Business	
	• UNE Loop Other - Non-Design		Retail Residence and Business	
	• UNE Other Non Design		Retail Residence and Business	
	• UNE 2w Loop – Design		Retail Residence and Business	
	• UNE Loop Other – Design		Retail Design	
	• UNE Other Design		Retail Design	
	• Local Interconnection Trunks	X		
	<u>OSS Interface Availability</u>			
	• All systems except ECTA	X		
	• <u>ECTA</u>			99.5%
	<u>OSS Response Interval and %</u>			
	• TAFI (Front End)	X		

APPENDIX D Analog and Benchmarks				
BST SQM Category	MEASURES AND SUB-METRICS	RESALE Retail Analogue	UNES Retail Analogue	Benchmark*
	<ul style="list-style-type: none"> CRIS, DLETH, DLR, OSPCM, LMOS, LMOSUP, MARCH, Predictor, SOCS, LNP (Parity by Design) 	PBD		
	<u>Average Answer Time – Repair Center</u>	X		
Billing	<u>Invoice Accuracy</u>	X		
	Mean Time To Deliver Invoices	X		
	Usage Data Delivery Accuracy	X		
	Usage Data Delivery Timeliness	X		
	Usage Data Delivery Completeness	X		
	Mean Time to Deliver Usage	X		
Operator Services (Toll)	Average Speed to Answer	PBD		
	% Answered in “X” Seconds	PBD		
Directory Assistance	Average Speed to Answer	PBD		
	% Answered in “X” Seconds	PBD		
E911	Timeliness	PBD		
	<u>Accuracy</u>	PBD		
	Mean Interval	PBD		
Trunk Group Performance (Blockage)	Trunk Group Service Report (Percent Trunk Blockage) Any 2 hour period in 24 hours where CLEC blockage exceeds BST blockage by more than 0.5% = a miss using trunk groups 1, 3, 4, 5, 10, 16 for CLECs and 9 for BST.	X		
	Trunk Group Service Report (Percent Trunk Blockage)	X		
LNP	<u>Average Disconnect Timeliness Interval</u>			
	Percent Missed Installation Appointments		Retail Residence and Business	
	FOC Mechanized			95% ≤4 hours
	% Reject Service Request		Diagnostic	
	Average Reject Interval Mechanized			95% ≤1 hour
	TSOC		Diagnostic	
	% Flow Through			80%

APPENDIX D				
Analogs and Benchmarks				
BST SQM Category	MEASURES AND SUB-METRICS	RESALE Retail Analogue	UNES Retail Analogue	Benchmark*
Customer Coordinated Conversions	<u>Coordinated Customer Conversions – UNE Loop</u>			95% ≤ 15min
	<u>Coordinated Customer Conversions – LNP</u>			95% ≤ 15 min
Collocation +	% of Due Dates Missed			90% ≤ Commi Date
	Average Response Time		FL PSC is addressing this in generic docket	
+A contract with each CLEC required.	<u>Average Arrangement Time</u>		FL PSC is addressing this in generic docket	

Note 1: PBD = Parity by Design. UD = Under Development – Benchmarks will be replaced when Analogs are complete.

Note2: The retail analog for UNE Non-Design and UNE 2w Loops – Design is the average of Retail Residence Dispatch and Retail Business Dispatch transactions for the particular month. The retail analog for other UNE Design is Retail Design Dispatch.

Note3: Analogs and Benchmarks will be re-evaluated periodically, at least once a year, to validate applicability.

Appendix E
Modification of Performance Measurements

In the event that the FCC or any State Commission adopts, orders, or imposes on BellSouth any standards, measurements, or performance requirements in addition to or different from the standards, measurements, and performance requirements contained in this attachment, the Parties shall amend this Attachment to incorporate such standards, measurements, or performance requirements at either Party's request in accordance with Section 35 of the General Terms and Conditions of this Agreement; provided, however, that if e•spire elects to retain the performance measurements set forth in this Attachment rather than to adopt the standards, measurements, or performance measurements so ordered or imposed, BellSouth will continue to provide to e•spire the performance measurements set forth herein.

EXHIBIT B

VSEEMIII TIER-1 SUBMETRICS

- ❑ FOC Timeliness (Mechanized only)
- ❑ Reject Interval (Mechanized only)
- ❑ Order Completion Interval (Dispatch only) – Resale POTS
- ❑ Order Completion Interval (Dispatch only) – Resale Design
- ❑ Order Completion Interval (No Dispatch only) – UNE Loop and Port Combos
- ❑ Order Completion Interval ('w' code orders, Dispatch only) – UNE Loops
- ❑ Order Completion Interval (Dispatch only) – IC Trunks
- ❑ Percent Missed Installation Appointments – Resale POTS
- ❑ Percent Missed Installation Appointments – Resale Design
- ❑ Percent Missed Installation Appointments – UNE Loop and Port Combos
- ❑ Percent Missed Installation Appointments – UNE Loops
- ❑ Percent Provisioning Troubles within 4 Days - Resale POTS
- ❑ Percent Provisioning Troubles within 4 Days - Resale Design
- ❑ Percent Provisioning Troubles within 4 Days - UNE Loop and Port Combos
- ❑ Percent Provisioning Troubles within 4 Days - UNE Loops
- ❑ Customer Trouble Report Rate – Resale POTS
- ❑ Customer Trouble Report Rate – Resale Design
- ❑ Customer Trouble Report Rate - UNE Loop and Port Combos
- ❑ Customer Trouble Report Rate - UNE Loops
- ❑ Percent Missed Repair Appointments – Resale POTS
- ❑ Percent Missed Repair Appointments - Resale Design
- ❑ Percent Missed Repair Appointments - UNE Loop and Port Combos
- ❑ Percent Missed Repair Appointments - UNE Loops
- ❑ Maintenance Average Duration – Resale POTS
- ❑ Maintenance Average Duration – Resale Design
- ❑ Maintenance Average Duration - UNE Loop and Port Combos
- ❑ Maintenance Average Duration - UNE Loops
- ❑ Maintenance Average Duration – IC Trunks
- ❑ Percent Repeat Troubles within 30 Days – Resale POTS
- ❑ Percent Repeat Troubles within 30 Days – Resale Design
- ❑ Percent Repeat Troubles within 30 Days - UNE Loop and Port Combos
- ❑ Percent Repeat Troubles within 30 Days - UNE Loops
- ❑ Percent Trunk Blockage
- ❑ LNP Disconnect Timeliness
- ❑ LNP Percent Missed Installation Appointment
- ❑ Coordinated Customer Conversions for UNE Loops
- ❑ Coordinated Customer Conversions for LNP
- ❑ Percent Missed Collocation Due Dates

VSEEMIII TIER-2 SUBMETRICS

- ❑ Percent Response Received within “X” seconds – Pre-Order OSS
- ❑ OSS Interface Availability
- ❑ Order Process Percent Flow-Through (Mechanized only)
- ❑ Order Completion Interval (Dispatch only) – Resale POTS
- ❑ Order Completion Interval (Dispatch only) – Resale Design
- ❑ Order Completion Interval (No Dispatch only) – UNE Loop and Port Combos
- ❑ Order Completion Interval (‘w’ code orders, Dispatch only) – UNE Loops
- ❑ Order Completion Interval (Dispatch only) – IC Trunks
- ❑ Percent Missed Installation Appointments – Resale POTS
- ❑ Percent Missed Installation Appointments – Resale Design
- ❑ Percent Missed Installation Appointments – UNE Loop and Port Combos
- ❑ Percent Missed Installation Appointments – UNE Loops
- ❑ Percent Provisioning Troubles within 4 Days - Resale POTS
- ❑ Percent Provisioning Troubles within 4 Days - Resale Design
- ❑ Percent Provisioning Troubles within 4 Days - UNE Loop and Port Combos
- ❑ Percent Provisioning Troubles within 4 Days - UNE Loops
- ❑ Customer Trouble Report Rate – Resale POTS
- ❑ Customer Trouble Report Rate – Resale Design
- ❑ Customer Trouble Report Rate - UNE Loop and Port Combos
- ❑ Customer Trouble Report Rate - UNE Loops
- ❑ Percent Missed Repair Appointments – Resale POTS
- ❑ Percent Missed Repair Appointments - Resale Design
- ❑ Percent Missed Repair Appointments - UNE Loop and Port Combos
- ❑ Percent Missed Repair Appointments - UNE Loops
- ❑ Maintenance Average Duration – Resale POTS
- ❑ Maintenance Average Duration – Resale Design
- ❑ Maintenance Average Duration - UNE Loop and Port Combos
- ❑ Maintenance Average Duration - UNE Loops
- ❑ Maintenance Average Duration – IC Trunks
- ❑ Percent Repeat Troubles within 30 Days – Resale POTS
- ❑ Percent Repeat Troubles within 30 Days – Resale Design
- ❑ Percent Repeat Troubles within 30 Days - UNE Loop and Port Combos
- ❑ Percent Repeat Troubles within 30 Days - UNE Loops
- ❑ Billing Timeliness
- ❑ Billing Accuracy
- ❑ Usage Data Delivery Timeliness
- ❑ Usage Data Delivery Accuracy
- ❑ Percent Trunk Blockage
- ❑ LNP Disconnect Timeliness
- ❑ LNP Percent Missed Installation Appointment
- ❑ Coordinated Customer Conversions for UNE Loops
- ❑ Coordinated Customer Conversions for LNP
- ❑ Percent Missed Collocation Due Dates

VSEEMIII TIER-3 SUBMETRICS

- ❑ Percent Missed Installation Appointments – Resale POTS
- ❑ Percent Missed Installation Appointments – Resale Design
- ❑ Percent Missed Installation Appointments – UNE Loop and Port Combos
- ❑ Percent Missed Installation Appointments – UNE Loops
- ❑ Percent Missed Repair Appointments – Resale POTS
- ❑ Percent Missed Repair Appointments - Resale Design
- ❑ Percent Missed Repair Appointments - UNE Loop and Port Combos
- ❑ Percent Missed Repair Appointments - UNE Loops
- ❑ Billing Timeliness
- ❑ Billing Accuracy
- ❑ Percent Trunk Blockage
- ❑ Percent Missed Collocation Due Dates

VSEEM III	MEASURES AND SUB-METRICS	RETAIL ANALOGUE	BENCH MARK
		Resale (x) and UNEs	
Pre-Ordering	Percent Response Received within "X" seconds	Retail Analogue + 4 sec	
	OSS Interface Availability	x	
Ordering	Percent Flow-Through Service Request (Fully Mechanized only)		90%
	Firm Order Confirmation Timeliness (Mechanized only)		95% ≤ 4 hrs
	Reject Interval (Mechanized only)		95% ≤ 1 hrs
Provisioning	Order Completion Interval (Dispatch only) – Resale POTS	x	
	Order Completion Interval (Dispatch only) – Resale Design	x	
	Order Completion Interval (No Dispatch only) – UNE Loop & Port Combos	Retail Residence and Business	
	Order Completion Interval (Dispatch only) – UNE Loops	Design: Retail Design Dispatch 'w' Orders Non-Design: Retail Res, Bus Dispatch 'w' Orders	
	Order Completion Interval (Dispatch only) – IC Trunks	x	
	Percent Missed Installation Appointments – Resale POTS	x	
	Percent Missed Installation Appointments – Resale Design	x	
	Percent Missed Installation Appointments – UNE Loop and Port Combos	Retail Residence and Business	
	Percent Missed Installation Appointments – UNE Loops	Design: Retail Design ¹ Non-Design: Retail Res, Bus ¹	
	Percent Provisioning Troubles within 4 Days - Resale POTS	x	
	Percent Provisioning Troubles within 4 Days - Resale Design	x	
	Percent Provisioning Troubles within 4 Days - UNE Loop and Port Combos	Retail Residence and Business	
	Percent Provisioning Troubles within 4 Days - UNE Loops	Design: Retail Design ¹ Non-Design: Retail Res, Bus ¹	
Maintenance	Customer Trouble Report Rate – Resale POTS	x	
	Customer Trouble Report Rate – Resale Design	x	
	Customer Trouble Report Rate - UNE Loop and Port Combos	Retail Residence and Business	
	Customer Trouble Report Rate - UNE Loops	Design: Retail Design ¹ Non-Design: Retail Res, Bus ¹	
	Percent Missed Repair Appointments – Resale POTS	x	
	Percent Missed Repair Appointments - Resale Design	x	
	Percent Missed Repair Appointments - UNE Loop and Port Combos	Retail Residence and Business	
	Percent Missed Repair Appointments - UNE Loops	Design: Retail Design ¹ Non-Design: Retail Res, Bus ¹	

NOTES: ¹ The retail analog for UNE Non-Design is the average of all retail residence and retail business transactions for the particular month.
The retail analog for UNE Design is calculated similarly using retail residence, business and design results.
² UD = Under Development

Maintenance Continued	Maintenance Average Duration – Resale POTS	x	
	Maintenance Average Duration – Resale Design	x	
	Maintenance Average Duration - UNE Loop and Port Combos	Retail Residence and Business	
	Maintenance Average Duration - UNE Loops	Design: Retail Design ¹ Non-Design: Retail Res, Bus ¹	
	Maintenance Average Duration – IC Trunks	x	
	Percent Repeat Troubles within 30 Days – Resale POTS	x	
	Percent Repeat Troubles within 30 Days – Resale Design	x	
	Percent Repeat Troubles within 30 Days - UNE Loop and Port Combos	Retail Residence and Business	
	Percent Repeat Troubles within 30 Days - UNE Loops	Design: Retail Design ¹ Non-Design: Retail Res, Bus ¹	
Billing	Invoice Accuracy	x	
	Mean Time To Deliver Invoices	x	
	Usage Data Delivery Accuracy	x	
	Usage Data Delivery Timeliness	x	
Trunk Blockage	Trunk Group Service Report (Percent Trunk Blockage)	x	
LNP	Average Disconnect Timeliness Interval		UD ²
	Percent Missed Installation Appointments		UD ²
CC	Coordinated Customer Conversions – UNE Loop		95% ≤ 15min
Conversions	Coordinated Customer Conversions – LNP		95% ≤ 15 min
Collocation	% of Due Dates Missed		≤ 10%

NOTES: ¹ The retail analog for UNE Non-Design is the average of all retail residence and retail business transactions for the particular month.
The retail analog for UNE Design is calculated similarly using retail residence, business and design results.
² UD = Under Development

EXHIBIT C

Statistical Methods for BellSouth Performance Measure Analysis

I. Necessary Properties for a Test Methodology

The statistical process for testing if competing local exchange carriers (CLECs) customers are being treated equally with BellSouth (BST) customers involves more than just a mathematical formula. Three key elements need to be considered before an appropriate decision process can be developed. These are

- the type of data,
- the type of comparison, and
- the type of performance measure.

Once these elements are determined a test methodology should be developed that complies with the following properties.

- Like-to-Like Comparisons. When possible, data should be compared at appropriate levels, e.g. wire center, time of month, dispatched, residential, new orders. The testing process should:
 - Identify variables that may affect the performance measure.
 - Record these important confounding covariates.
 - Adjust for the observed covariates in order to remove potential biases and to make the CLEC and the ILEC units as comparable as possible.
- Aggregate Level Test Statistic. Each performance measure of interest should be summarized by one overall test statistic giving the decision maker a rule that determines whether a statistically significant difference exists. The test statistic should have the following properties.
 - The method should provide a single overall index, on a standard scale.
 - If entries in comparison cells are exactly proportional over a covariate, the aggregated index should be very nearly the same as if comparisons on the covariate had not been done.
 - The contribution of each comparison cell should depend on the number of observations in the cell.
 - Cancellation between comparison cells should be limited.
 - The index should be a continuous function of the observations.
- Production Mode Process. The decision system must be developed so that it does not require intermediate manual intervention, i.e. the process must be a “black box.”
 - Calculations are well defined for possible eventualities.
 - The decision process is an algorithm that needs no manual intervention.
 - Results should be arrived at in a timely manner.
 - The system must recognize that resources are needed for other performance measure-related processes that also must be run in a timely manner.
 - The system should be auditable, and adjustable over time.
- Balancing. The testing methodology should balance Type I and Type II Error probabilities.
 - $P(\text{Type I Error}) = P(\text{Type II Error})$ for well defined null and alternative hypotheses.
 - The formula for a test’s balancing critical value should be simple enough to calculate using standard mathematical functions, i.e. one should avoid methods that require computationally intensive techniques.

- Little to no information beyond the null hypothesis, the alternative hypothesis, and the number of observations should be required for calculating the balancing critical value.

In the following sections we describe appropriate testing processes that adhere as much as possible to the testing principles.

Measurement Types

The performance measures that will undergo testing are of three types:

- 1) means
- 2) proportions, and
- 3) rates

While all three have similar characteristics (a proportion is the average of a measure that takes on only the values of 0 or 1), a proportion or rate is derived from count data while a mean is generally an average of interval measurements.

II. Testing Methodology – The Truncated Z

Many covariates are chosen in order to provide deep comparison levels. In each comparison cell, a Z statistic is calculated. The form of the Z statistic may vary depending on the performance measure, but it should be distributed approximately as a standard normal, with mean zero and variance equal to one. Assuming that the test statistic is derived so that it is negative when the performance for the CLEC is worse than for the ILEC, a positive truncation is done – i.e. if the result is negative it is left alone, if the result is positive it is changed to zero. A weighted average of the truncated statistics is calculated where a cell weight depends on the volume of BST and CLEC orders in the cell. The weighted average is re-centered by the theoretical mean of a truncated distribution, and this is divided by the standard error of the weighted average. The standard error is computed assuming a fixed effects model.

Proportion Measures

For performance measures that are calculated as a proportion, in each adjustment cell, the truncated Z and the moments for the truncated Z can be calculated in a direct manner. In adjustment cells where proportions are not close to zero or one, and where the sample sizes are reasonably large, a normal approximation can be used. In this case, the moments for the truncated Z come directly from properties of the standard normal distribution. If the normal approximation is not appropriate, then the Z statistic is calculated from the hypergeometric distribution. In this case, the moments of the truncated Z are calculated exactly using the hypergeometric probabilities.

Rate Measures

The truncated Z methodology for rate measures has the same general structure for calculating the Z in each cell as proportion measures. For a rate measure, there are a fixed number of circuits or units for the CLEC, n_{2j} and a fixed number of units for BST, n_{1j} . Suppose that the performance measure is a “trouble rate.” The modeling assumption is that the occurrence of a trouble is independent between units and the number of troubles in n circuits follows a Poisson distribution with mean λn where λ is the probability of a trouble in 1 circuit and n is the number of circuits.

In an adjustment cell, if the number of CLEC troubles is greater than 15 and the number of BST troubles is greater than 15, then the Z test is calculated using the normal approximation to the Poisson. In this case, the moments of the truncated Z come directly from properties of the standard normal distribution. Otherwise, if there are very few troubles, the number of CLEC troubles can be modeled using a binomial distribution with n equal to the total number of troubles (CLEC plus BST troubles.) In this case, the moments for the truncated Z are calculated explicitly using the binomial distribution.

Mean Measures

For mean measures, an adjusted t statistic is calculated for each like-to-like cell which has at least 7 BST and 7 CLEC transactions. A permutation test is used when one or both of the BST and CLEC sample sizes is less than 6. Both the adjusted t statistic and the permutation calculation are described in the technical appendix.

APPENDIX TECHNICAL DESCRIPTION

We start by assuming that any necessary trimming of the data is complete, and that the data are disaggregated so that comparisons are made within appropriate classes or adjustment cells that define “like” observations.

NOTATION AND EXACT TESTING DISTRIBUTIONS

Below, we have detailed the basic notation for the construction of the truncated z statistic. In what follows the word “cell” should be taken to mean a like-to-like comparison cell that has both one (or more) ILEC observation and one (or more) CLEC observation.

- L = the total number of occupied cells
 - j = $1, \dots, L$; an index for the cells
 - n_{1j} = the number of ILEC transactions in cell j
 - n_{2j} = the number of CLEC transactions in cell j
 - n_j = the total number transactions in cell j ; $n_{1j} + n_{2j}$
 - X_{1jk} = individual ILEC transactions in cell j ; $k = 1, \dots, n_{1j}$
 - X_{2jk} = individual CLEC transactions in cell j ; $k = 1, \dots, n_{2j}$
 - Y_{jk} = individual transaction (both ILEC and CLEC) in cell j
- $$= \begin{cases} X_{1jk} & k = 1, \dots, n_{1j} \\ X_{2jk} & k = n_{1j} + 1, \dots, n_j \end{cases}$$
- $\Phi^{-1}(\cdot)$ = the inverse of the cumulative standard normal distribution function

For Mean Performance Measures the following additional notation is needed.

- \bar{X}_{1j} = the ILEC sample mean of cell j
 - \bar{X}_{2j} = the CLEC sample mean of cell j
 - S_{1j}^2 = the ILEC sample variance in cell j
 - S_{2j}^2 = the CLEC sample variance in cell j
 - y_{jk} = a random sample of size n_{2j} from the set of Y_{j1}, \dots, Y_{jn_j} ; $k = 1, \dots, n_{2j}$
 - M_j = the total number of distinct pairs of samples of size n_{1j} and n_{2j} ;
- $$= \binom{n_j}{n_{1j}}$$

The exact parity test is the permutation test based on the “modified Z” statistic. For large samples, we can avoid permutation calculations since this statistic will be normal (or Student’s t) to a good approximation. For small samples, where we cannot avoid permutation calculations, we have found that the difference between “modified Z” and the textbook “pooled Z” is negligible. We therefore propose to use the permutation test based on pooled Z for small samples. This decision speeds up the permutation computations considerably, because for each permutation we need only compute the sum of the CLEC sample values, and not the pooled statistic itself.

A permutation probability mass function distribution for cell j , based on the “pooled Z” can be written as

$$PM(t) = P\left(\sum_k y_{jk} = t\right) = \frac{\text{the number of samples that sum to } t}{M_j},$$

and the corresponding cumulative permutation distribution is

$$CPM(t) = P\left(\sum_k y_{jk} \leq t\right) = \frac{\text{the number of samples with sum } \leq t}{M_j}.$$

For Proportion Performance Measures the following notation is defined

- a_{1j} = the number of ILEC cases possessing an attribute of interest in cell j
- a_{2j} = the number of CLEC cases possessing an attribute of interest in cell j
- a_j = the number of cases possessing an attribute of interest in cell j ; $a_{1j} + a_{2j}$

The exact distribution for a parity test is the hypergeometric distribution. The hypergeometric probability mass function distribution for cell j is

$$HG(h) = P(H = h) = \begin{cases} \frac{\binom{n_{1j}}{h} \binom{n_{2j}}{a_j - h}}{\binom{n_j}{a_j}}, & \max(0, a_j - n_{2j}) \leq h \leq \min(a_j, n_{1j}) \\ 0 & \text{otherwise} \end{cases},$$

and the cumulative hypergeometric distribution is

$$CHG(x) = P(H \leq x) = \begin{cases} 0 & x < \max(0, a_j - n_{1j}) \\ \sum_{h=\max(0, a_j - n_{1j})}^x HG(h), & \max(0, a_j - n_{1j}) \leq x \leq \min(a_j, n_{2j}) \\ 1 & x > \min(a_j, n_{2j}) \end{cases}.$$

For Rate Measures, the notation needed is defined as

- b_{1j} = the number of ILEC base elements in cell j
- b_{2j} = the number of CLEC base elements in cell j
- b_j = the total number of base elements in cell j ; $b_{1j} + b_{2j}$
- \bar{p}_{1j} = the ILEC sample rate of cell j ; n_{1j}/b_{1j}
- \bar{p}_{2j} = the CLEC sample rate of cell j ; n_{2j}/b_{2j}
- q_j = the relative proportion of CLEC elements for cell j ; b_{2j}/b_j

The exact distribution for a parity test is the binomial distribution. The binomial probability mass function distribution for cell j is

$$BN(k) = P(B = k) = \begin{cases} \binom{n_j}{k} q_j^k (1 - q_j)^{n_j - k}, & 0 \leq k \leq n_j \\ 0 & \text{otherwise} \end{cases}$$

and the cumulative binomial distribution is

$$CBN(x) = P(B \leq x) = \begin{cases} 0 & x < 0 \\ \sum_{k=0}^x BN(k), & 0 \leq x \leq n_j \\ 1 & x > n_j \end{cases}$$

CALCULATING THE TRUNCATED Z

The general methodology for calculating an aggregate level test statistic is outlined below.

1. **Calculate cell weights, W_j .** A weight based on the number of transactions is used so that a cell which has a larger number of transactions has a larger weight. The actual weight formulae will depend on the type of measure.

Mean Measure

$$W_j = \sqrt{\frac{n_{1j} n_{2j}}{n_j}}$$

Proportion Measure

$$W_j = \sqrt{\frac{n_{2j} n_{1j}}{n_j} \cdot \frac{a_j}{n_j} \cdot \left(1 - \frac{a_j}{n_j}\right)}$$

Rate Measure

$$W_j = \sqrt{\frac{b_{1j} b_{2j}}{b_j} \cdot \frac{n_j}{b_j}}$$

2. **In each cell, calculate a Z value, Z_j .** A Z statistic with mean 0 and variance 1 is needed for each cell.

- If $W_j = 0$, set $Z_j = 0$.
- Otherwise, the actual Z statistic calculation depends on the type of performance measure.

Mean Measure

$$Z_j = \Phi^{-1}(\alpha)$$

where α is determined by the following algorithm.

If $\min(n_{1j}, n_{2j}) > 6$, then determine α as

$$\alpha = P(t_{n_{1j}-1} \leq T_j),$$

that is, α is the probability that a t random variable with $n_{1j} - 1$ degrees of freedom, is less than

$$T_j = t_j + \frac{g}{6} \left(\frac{n_{1j} + 2n_{2j}}{\sqrt{n_{1j} n_{2j} (n_{1j} + n_{2j})}} \right) \left(t^2 + \frac{n_{2j} - n_{1j}}{2n_{1j} + n_{2j}} \right),$$

where

$$t_j = \frac{\bar{X}_{1j} - \bar{X}_{2j}}{s_{1j} \sqrt{\frac{1}{n_{1j}} + \frac{1}{n_{2j}}}}$$

and the coefficient g is an estimate of the skewness of the parent population, which we assume is the same in all cells. It can be estimated from the ILEC values in the largest cells. This needs to be done only once for each measure. We have found that attempting to estimate this skewness parameter for each cell separately leads to excessive variability in the "adjusted" t . We therefore use a single compromise value in all cells.

Note, that t_j is the "modified Z" statistic. The statistic T_j is a "modified Z" corrected for the skewness of the ILEC data.

If $\min(n_{1j}, n_{2j}) \leq 6$, and

a) $M_j \leq 1,000$ (the total number of distinct pairs of samples of size n_{1j} and n_{2j} is 1,000 or less).

- Calculate the sample sum for all possible samples of size n_{2j} .
- Rank the sample sums from smallest to largest. Ties are dealt by using average ranks.
- Let R_0 be the rank of the observed sample sum with respect all the sample sums.

$$\alpha = 1 - \frac{R_0 - 0.5}{M_j}$$

b) $M_j > 1,000$

- Draw a random sample of 1,000 sample sums from the permutation distribution.
- Add the observed sample sum to the list. There is a total of 1001 sample sums. Rank the sample sums from smallest to largest. Ties are dealt by using average ranks.
- Let R_0 be the rank of the observed sample sum with respect all the sample sums.

$$\alpha = 1 - \frac{R_0 - 0.5}{1001}.$$

Proportion Measure

$$Z_j = \frac{n_j a_{1j} - n_{1j} a_j}{\sqrt{\frac{n_{1j} n_{2j} a_j (n_j - a_j)}{n_j - 1}}}.$$

Rate Measure

$$Z_j = \frac{n_{1j} - n_j q_j}{\sqrt{n_j q_j (1 - q_j)}}.$$

3. **Obtain a truncated Z value for each cell, Z_j^* .** To limit the amount of cancellation that takes place between cell results during aggregation, cells whose results suggest possible favoritism are left alone. Otherwise the cell statistic is set to zero. This means that positive equivalent Z values are set to 0, and negative values are left alone. Mathematically, this is written as

$$Z_j^* = \min(0, Z_j).$$

4. **Calculate the theoretical mean and variance of the truncated statistic under the null hypothesis of parity, $E(Z_j^* | H_0)$ and $\text{Var}(Z_j^* | H_0)$.** In order to compensate for the truncation in step 3, an aggregated, weighted sum of the Z_j^* will need to be centered and scaled properly so that the final aggregate statistic follows a standard normal distribution.

- If $W_j = 0$, then no evidence of favoritism is contained in the cell. The formulae for calculating $E(Z_j^* | H_0)$ and $\text{Var}(Z_j^* | H_0)$ cannot be used. Set both equal to 0.
- If $\min(n_{1j}, n_{2j}) > 6$ for a mean measure, $\min\left\{a_{1j}\left(1 - \frac{a_{1j}}{n_{1j}}\right), a_{2j}\left(1 - \frac{a_{2j}}{n_{2j}}\right)\right\} > 9$ for a proportion measure, or $\min(n_{1j}, n_{2j}) > 15$ and $n_j q_j (1 - q_j) > 9$ for a rate measure then

$$E(Z_j^* | H_0) = -\frac{1}{\sqrt{2\pi}}, \text{ and}$$

$$\text{Var}(Z_j^* | H_0) = \frac{1}{2} - \frac{1}{2\pi}.$$

- Otherwise, determine the total number of values for Z_j^* . Let z_{ji} and θ_{ji} , denote the values of Z_j^* and the probabilities of observing each value, respectively.

$$E(Z_j^* | H_0) = \sum_i \theta_{ji} z_{ji}, \text{ and}$$

$$\text{Var}(Z_j^* | H_0) = \sum_i \theta_{ji} z_{ji}^2 - [E(Z_j^* | H_0)]^2.$$

The actual values of the z's and θ 's depends on the type of measure, and the sums in the equations are over all possible values of the index i.

Mean Measure

$$N_j = \min(M_j, 1,000), \quad i = 1, K, N_j$$

$$z_{ji} = \min \left\{ 0, 1 - \Phi^{-1} \left(\frac{R_i - 0.5}{N_j} \right) \right\} \quad \text{where } R_i \text{ is the rank of sample sum } i$$

$$\theta_j = \frac{1}{N_j}$$

Proportion Measure

$$z_{ji} = \min \left\{ 0, \frac{n_j i - n_{1j} a_j}{\sqrt{\frac{n_{1j} n_{2j} a_j (n_j - a_j)}{n_j - 1}}} \right\}, \quad i = \min(a_j, n_{2j}), K, \max(0, a_j - n_{1j})$$

$$\theta_{ji} = \text{HG}(i)$$

Rate Measure

$$z_{ji} = \min \left\{ 0, \frac{i - n_j q_j}{\sqrt{n_j q_j (1 - q_j)}} \right\}, \quad i = 0, K, n_j$$

$$\theta_{ji} = \text{BN}(i)$$

5. Calculate the aggregate test statistic, Z^T .

$$Z^T = \frac{\sum_j W_j Z_j^* - \sum_j W_j E(Z_j^* | H_0)}{\sqrt{\sum_j W_j^2 \text{Var}(Z_j^* | H_0)}}$$

The Balancing Critical Value

There are four key elements of the statistical testing process:

1. the null hypothesis, H_0 , that parity exists between ILEC and CLEC services
2. the alternative hypothesis, H_a , that the ILEC is giving better service to its own customers
3. the Truncated Z test statistic, Z^T , and
4. a critical value, c

The decision rule¹ is

- If $Z^T < c$ then accept H_a .
- If $Z^T \geq c$ then accept H_0 .

There are two types of error possible when using such a decision rule:

¹ This decision rule assumes that a negative test statistic indicates poor service for the CLEC customer. If the opposite is true, then reverse the decision rule.

Type I Error: Deciding favoritism exists when there is, in fact, no favoritism.
Type II Error: Deciding parity exists when there is, in fact, favoritism.

The probabilities of each type of each are:

Type I Error: $\alpha = P(Z^T < c | H_0)$.
Type II Error: $\beta = P(Z^T \geq c | H_a)$.

We want a balancing critical value, c_B , so that $\alpha = \beta$.

It can be shown that.

$$c_B = \frac{\sum_j W_j M(m_j, se_j) - \sum_j W_j \frac{-1}{\sqrt{2\pi}}}{\sqrt{\sum_j W_j^2 V(m_j, se_j) + \sum_j W_j^2 \left(\frac{1}{2} - \frac{1}{2\pi}\right)}}$$

where

$$M(\mu, \sigma) = \mu \Phi\left(\frac{-\mu}{\sigma}\right) - \sigma \phi\left(\frac{-\mu}{\sigma}\right)$$

$$V(\mu, \sigma) = (\mu^2 + \sigma^2) \Phi\left(\frac{-\mu}{\sigma}\right) - \mu \sigma \phi\left(\frac{-\mu}{\sigma}\right) - M(\mu, \sigma)^2$$

$\Phi(\cdot)$ is the cumulative standard normal distribution function, and $\phi(\cdot)$ is the standard normal density function.

This formula assumes that Z_j is approximately normally distributed within cell j . When the cell sample sizes, n_{1j} and n_{2j} , are small this may not be true. It is possible to determine the cell mean and variance under the null hypothesis when the cell sample sizes are small. It is much more difficult to determine these values under the alternative hypothesis. Since the cell weight, W_j will also be small (see calculate weights section above) for a cell with small volume, the cell mean and variance will not contribute much to the weighted sum. Therefore, the above formula provides a reasonable approximation to the balancing critical value.

The values of m_j and se_j will depend on the type of performance measure.

Mean Measure

For mean measures, one is concerned with two parameters in each cell, namely, the mean and variance. A possible lack of parity may be due to a difference in cell means, and/or a difference in cell variances. One possible set of hypotheses that capture this notion, and take into account the assumption that transaction are identically distributed within cells is:

$$H_0: \mu_{1j} = \mu_{2j}, \sigma_{1j}^2 = \sigma_{2j}^2$$

$$H_a: \mu_{2j} = \mu_{1j} + \delta_j \cdot \sigma_{1j}, \sigma_{2j}^2 = \lambda_j \cdot \sigma_{1j}^2 \quad \delta_j > 0, \lambda_j \geq 1 \text{ and } j = 1, \dots, L.$$

Under this form of alternative hypothesis, the cell test statistic Z_j has mean and standard error given by

$$m_j = \frac{-\delta_j}{\sqrt{\frac{1}{n_{1j}} + \frac{1}{n_{2j}}}}, \text{ and}$$

$$se_j = \sqrt{\frac{\lambda_j n_{1j} + n_{2j}}{n_{1j} + n_{2j}}}$$

Proportion Measure

For a proportion measure there is only one parameter of interest in each cell, the proportion of transaction possessing an attribute of interest. A possible lack of parity may be due to a difference in cell proportions. A set of hypotheses that take into account the assumption that transaction are identically distributed within cells while allowing for an analytically tractable solution is:

$$H_0: \frac{p_{2j}(1-p_{1j})}{(1-p_{2j})p_{1j}} = 1$$

$$H_a: \frac{p_{2j}(1-p_{1j})}{(1-p_{2j})p_{1j}} = \psi_j \quad \psi_j > 1 \text{ and } j = 1, \dots, L.$$

These hypotheses are based on the “odds ratio.” If the transaction attribute of interest is a missed trouble repair, then an interpretation of the alternative hypothesis is that a CLEC trouble repair appointment is ψ_j times more likely to be missed than an ILEC trouble.

Under this form of alternative hypothesis, the within cell asymptotic mean and variance of a_{1j} are given by²

$$E(a_{1j}) = n_j \pi_j^{(1)}$$

$$\text{var}(a_{1j}) = \frac{n_j}{\frac{1}{\pi_j^{(1)}} + \frac{1}{\pi_j^{(2)}} + \frac{1}{\pi_j^{(3)}} + \frac{1}{\pi_j^{(4)}}}$$

where

² Stevens, W. L. (1951) Mean and Variance of an entry in a Contingency Table. *Biometrika*, **38**, 468-470.

$$\begin{aligned}\pi_j^{(1)} &= f_j^{(1)} \left(n_j^2 + f_j^{(2)} + f_j^{(3)} - f_j^{(4)} \right) \\ \pi_j^{(2)} &= f_j^{(1)} \left(-n_j^2 - f_j^{(2)} + f_j^{(3)} + f_j^{(4)} \right) \\ \pi_j^{(3)} &= f_j^{(1)} \left(-n_j^2 + f_j^{(2)} - f_j^{(3)} + f_j^{(4)} \right) \\ \pi_j^{(4)} &= f_j^{(1)} \left(n_j^2 \left(\frac{2}{\psi_j} - 1 \right) - f_j^{(2)} - f_j^{(3)} - f_j^{(4)} \right) \\ f_j^{(1)} &= \frac{1}{2n_j^2 \left(\frac{1}{\psi_j} - 1 \right)} \\ f_j^{(2)} &= n_j n_{1j} \left(\frac{1}{\psi_j} - 1 \right) \\ f_j^{(3)} &= n_j a_j \left(\frac{1}{\psi_j} - 1 \right) \\ f_j^{(4)} &= \sqrt{n_j^2 \left[4n_{1j} (n_j - a_j) \left(\frac{1}{\psi_j} - 1 \right) + \left(n_j + (a_j - n_{1j}) \left(\frac{1}{\psi_j} - 1 \right) \right)^2 \right]}\end{aligned}$$

Recall that the cell test statistic is given by

$$Z_j = \frac{n_j a_{1j} - n_{1j} a_j}{\sqrt{\frac{n_{1j} n_{2j} a_j (n_j - a_j)}{n_j - 1}}}$$

Using the equations above, we see that Z_j has mean and standard error given by

$$\begin{aligned}m_j &= \frac{n_j^2 \pi_j^{(1)} - n_{1j} a_j}{\sqrt{\frac{n_{1j} n_{2j} a_j (n_j - a_j)}{n_j - 1}}}, \text{ and} \\ se_j &= \sqrt{\frac{n_j^3 (n_j - 1)}{n_{1j} n_{2j} a_j (n_j - a_j) \left(\frac{1}{\pi_j^{(1)}} + \frac{1}{\pi_j^{(2)}} + \frac{1}{\pi_j^{(3)}} + \frac{1}{\pi_j^{(4)}} \right)}}.\end{aligned}$$

Rate Measure

A rate measure also has only one parameter of interest in each cell, the rate at which a phenomenon is observed relative to a base unit, e.g. the number of troubles per available line. A possible lack of parity may be due to a difference in cell rates. A set of hypotheses that take into account the assumption that transaction are identically distributed within cells is:

$$H_0: r_{1j} = r_{2j}$$

$$H_a: r_{2j} = \epsilon_j r_{1j} \quad \epsilon_j > 1 \text{ and } j = 1, \dots, L.$$

Given the total number of ILEC and CLEC transactions in a cell, n_j , and the number of base elements, b_{1j} and b_{2j} , the number of ILEC transaction, n_{1j} , has a binomial distribution from n_j trials and a probability of

$$q_j^* = \frac{r_{1j} b_{1j}}{r_{1j} b_{1j} + r_{2j} b_{2j}}.$$

Therefore, the mean and variance of n_{1j} , are given by

$$\begin{aligned} E(n_{1j}) &= n_j q_j^* \\ \text{var}(n_{1j}) &= n_j q_j^* (1 - q_j^*) \end{aligned}$$

Under the null hypothesis

$$q_j^* = q_j = \frac{b_{1j}}{b_j},$$

but under the alternative hypothesis

$$q_j^* = q_j^a = \frac{b_{1j}}{b_{1j} + \varepsilon_j b_{2j}}.$$

Recall that the cell test statistic is given by

$$Z_j = \frac{n_{1j} - n_j q_j}{\sqrt{n_j q_j (1 - q_j)}}.$$

Using the relationships above, we see that Z_j has mean and standard error given by

$$m_j = \frac{n_j (q_j^a - q_j)}{\sqrt{n_j q_j (1 - q_j)}} = (1 - \varepsilon_j) \sqrt{\frac{n_j b_{1j} b_{2j}}{b_{1j} + \varepsilon_j b_{2j}}}, \text{ and}$$

$$se_j = \sqrt{\frac{q_j^a (1 - q_j^a)}{q_j (1 - q_j)}} = \sqrt{\varepsilon_j} \frac{b_j}{b_{1j} + \varepsilon_j b_{2j}}.$$

Determining the Parameters of the Alternative Hypothesis

In this appendix we have indexed the alternative hypothesis of mean measures by two sets of parameters, λ_j and δ_j . Proportion and rate measures have been indexed by one set of parameters each, ψ_j and ε_j respectively. While statistical science can be used to evaluate the impact of different choices of these parameters, there is not much that an appeal to statistical principles can offer in directing specific choices. Specific choices are best left to telephony experts. Still, it is possible to comment on some aspects of these choices:

- Parameter Choices for λ_j . The set of parameters λ_j index alternatives to the null hypothesis that arise because there might be greater unpredictability or variability in the delivery of service to a CLEC customer over that which would be achieved for an otherwise comparable ILEC customer. While concerns about differences in the variability of service are important, it turns out that the truncated Z testing which is being recommended here is relatively insensitive to all but very large values of the λ_j . Put another way, reasonable differences in the values chosen here could make very little difference in the balancing points chosen.

- Parameter Choices for δ_j . The set of parameters δ_j are much more important in the choice of the balancing point than was true for the λ_j . The reason for this is that they directly index differences in average service. The truncated Z test is very sensitive to any such differences; hence, even small disagreements among experts in the choice of the δ_j could be very important. Sample size matters here too. For example, setting all the δ_j to a single value – $\delta_j = \delta$ – might be fine for tests across individual CLECs where currently in Louisiana the CLEC customer bases are not too different. Using the same value of δ for the overall state testing does not seem sensible, however, since the state sample would be so much larger.
- Parameter Choices for ψ_j or ϵ_j . The set of parameters ψ_j or ϵ_j are also important in the choice of the balancing point for tests of their respective measures. The reason for this is that they directly index increases in the proportion or rate of service performance. The truncated Z test is sensitive to such increases; but not as sensitive as the case of δ_j for mean measures. Sample size matters here as well. As with mean measures, using the same value of ψ or ϵ for the overall state testing does not seem sensible since the state sample would be so much larger.

The bottom line here is that beyond a few general considerations, like those given above, a principled approach to the choice of the alternative hypotheses to guard against, must come from elsewhere.

DECISION PROCESS

Once Z^T has been calculated, it is compared to the balancing critical value to determine if the ILEC is favoring its own customers over a CLEC's customers.

This critical value changes as the ILEC and CLEC transaction volume change. One way to make this transparent to the decision maker, is to report the difference between the test statistic and the critical value, $diff = Z^T - c_B$. If favoritism is concluded when $Z^T < c_B$, then the $diff < 0$ indicates favoritism.

This make it very easy to determine favoritism: a positive $diff$ suggests no favoritism, and a negative $diff$ suggests favoritism.

EXHIBIT D

BST VSEEM REMEDY PROCEDURE

TIER-1 CALCULATION FOR RETAIL ANALOGUES:

1. Calculate the overall test statistic for each CLEC; z_{CLEC1}^T (See Exhibit C)
2. Calculate the balancing critical value ($C_{B_{CLEC1}}$) that is associated with the alternative hypothesis (for fixed parameters δ, ψ or ϵ). (See Exhibit C)
3. If the overall test statistic is equal to or above the balancing critical value, stop here. Otherwise, go to step 4.
4. Calculate the Parity Gap by subtracting the value of step 2. from that of step 1.;
 $z_{CLEC1}^T - C_{B_{CLEC1}}$
5. Calculate the Volume Proportion using a linear distribution with slope of $\frac{1}{4}$. This can be accomplished by taking the absolute value of the Parity Gap from step 4. divided by 4;
 $ABS((z_{CLEC1}^T - C_{B_{CLEC1}}) / 4)$. All parity gaps equal or greater to 4 will result in a volume proportion of 100%.
6. Calculate the Affected Volume by multiplying the Volume Proportion from step 5. by the Total CLEC₁ Volume in the negatively affected cell; where the cell value is negative. (See Exhibit C)
7. Calculate the payment to Xspedius by multiplying the result of step 6. by the appropriate dollar amount from the fee schedule.

So, Xspedius payment = Affected Volume_{CLEC1} * \$\$ from Fee Schedule

Example: Xspedius Missed Installation Appointments (MIA) for Resale POTS

	n_I	n_C	MIA_I	MIA_C	z_{CLEC1}^T	C_B	Parity Gap	Volume Proportion	Affected Volume
State	50000	600	9%	16%	-1.92	-0.21	1.71	0.4275	
Cell					<u>z_{CLEC1}</u>				
1		150	0.091	0.112	-1.994				64
2		75	0.176	0.098	0.734				
3		10	0.128	0.333	-2.619				4
4		50	0.158	0.242	-2.878				21
5		15	0.245	0.075	1.345				
6		200	0.156	0.130	0.021				
7		30	0.166	0.233	-0.600				13
8		20	0.106	0.127	-0.065				9
9		40	0.193	0.218	-0.918				17
10		10	0.160	0.235	-0.660				4
									133

where n_I = ILEC observations and n_C = Xspedius observations

Payout for Xspedius is (133 units) * (\$100/unit) = \$13,300

TIER-2 CALCULATION for RETAIL ANALOGUES:

1. Tier-2 is triggered by three monthly failures of any VSEEM submetric in the same quarter.
2. Calculate the overall test statistic for the CLEC Aggregate using all transactions from the calendar quarter; Z_{CLECA}^T
3. Calculate the balancing critical value ($C_{B_{CLEC1}}$) that is associated with the alternative hypothesis (for fixed parameters δ , ψ or ϵ). (See Exhibit C)
4. If the overall test statistic is equal to or above the balancing critical value for the calendar quarter, stop here. Otherwise, go to step 5.
5. Calculate the Parity Gap by subtracting the value of step 3. from that of step 2.;
 $Z_{CLECA}^T - C_{B_{CLECA}}$
6. Calculate the Volume Proportion using a linear distribution with slope of $\frac{1}{4}$. This can be accomplished by dividing the Parity Gap from step 5. by 4; $ABS((Z_{CLECA}^T - C_{B_{CLECA}}) / 4)$. All parity gaps equal or greater to 4 will result in a volume proportion of 100%.
7. Calculate the Affected Volume by multiplying the Volume Proportion from step 6. by the Total $CLECA_A$ Volume (CLEC Aggregate) in the negatively affected cell; where the cell value is negative (See Exhibit C).
8. Calculate the payment to State Designated Agency by multiplying the result of step 7. by the appropriate dollar amount from the fee schedule.

So, State Designated Agency payment = Affected Volume_{CLECA} * \$\$ from Fee Schedule

Example: CLEC-A Missed Installation Appointments (MIA) for Resale POTS

State Quarter	n_i	n_c	MIA_i	MIA_c	Z_{CLECA}^T	C_B	Parity Gap	Volume Proportion	Affected Volume
1	180000	2100	9%	16%	-1.92	-0.21	1.71	0.4275	
Cell					<u>Z_{CLECA}</u>				
1		500	0.091	0.112	-1.994				214
2		300	0.176	0.098	0.734				
3		80	0.128	0.333	-2.619				34
4		205	0.158	0.242	-2.878				88
5		45	0.245	0.075	1.345				
6		605	0.156	0.130	0.021				
7		80	0.166	0.233	-0.600				34
8		40	0.106	0.127	-0.065				17

9	165	0.193	0.218	-0.918
10	80	0.160	0.235	-0.660

71
34
<hr/> 492

where n_i = ILEC observations and n_c = CLEC-A observations

Payout for CLEC-A is (492 units) * (\$300/unit) = \$147,600

Tier-3

Tier-3 uses the monthly CLEC Aggregate results in a given State. Tier-3 is triggered when five of the twelve Tier-3 sub-metrics experience consecutive failures in a given calendar quarter. The table below displays a situation that would trigger a Tier-3 failure, and one that would not.

Process	Measures	TIER-3 FAILURE X = Miss			NOT A TIER-3 FAILURE X = Miss		
		Jan	Feb	Mar	Jan	Feb	Mar
Percent Missed Installation Appointments	Resale POTS	X	X	X	X		
	Resale Design	X			X	X	X
	UNE Loop & Port Combo		X				
	UNE Loops	X	X	X			
Percent Missed Repair Appointments	Resale POTS	X	X	X	X		X
	Resale Design		X	X		X	
	UNE Loop & Port Combo					X	X
	UNE Loops				X		
Billing	Billing Accuracy	X	X	X			
	Billing Timeliness				X	X	X
Trunk Blockage	Percent Trunk Blockage	X	X	X			
Collocation	Percent Missed Collocation Due Dates						

Tier-3 is effective immediately after quarter results, and can only be lifted when two of the five failed sub-metrics show compliance for two consecutive months in the following quarter.

All tiers standalone, such that triggering Tier-3 will not cease payout of any Tier-1 or Tier-2 failures.

Example: Xspedius Missed Installation Appointments (MIA) for UNE Loops

	n_c	Benchmark	MIA_c	Volume Proportion	Affected Volume
State	600	9%	12%	.03	18

Payout for Xspedius is (18 units) * (\$400/unit) = \$7,200

TIER-1 CALCULATION FOR BENCHMARKS (IN THE FORM OF A TARGET):

1. For each, with five or more observations, CLEC calculate monthly performance results for the State.
2. CLECs having observations (sample sizes) between 5 and 30 will use Table I above.
3. Calculate the interval distribution based on the same data set used in step 1.
4. If the 'percent within' is equal to or exceeds the benchmark standard, stop here. Otherwise, go to step 5.
5. Determine the Volume Proportion by taking the difference between 100% and the actual performance result.
6. Calculate the Affected Volume by multiplying the Volume Proportion from step 5. by the Total CLEC₁ Volume.
7. Calculate the payment to Xspedius by multiplying the result of step 6. by the appropriate dollar amount from the fee schedule.

So, Xspedius payment = Affected Volume_{CLEC1} * \$\$ from Fee Schedule

Example: Xspedius Reject Timeliness

	n_c	Benchmark	Reject Timeliness _c	Volume Proportion	Affected Volume
State	600	95% within 1 hour	93% within 1 hour	.07	42

Payout for Xspedius is (42 units) * (\$100/unit) = \$4,200

TIER-2 CALCULATIONS for BENCHMARKS:

Tier-2 calculations for benchmark measures are the same as the Tier-1 benchmark calculations except the CLEC Aggregate data having failed for three months in a given calendar quarter is being assessed.

EXHIBIT E

Table-1

LIQUIDATED DAMAGES TABLE FOR TIER-1 MEASURES

PER AFFECTED ITEM						
	Month 1	Month 2	Month3	Month4	Month 5	Month 6
Ordering	\$40	\$50	\$60	\$70	\$80	\$90
Provisioning	\$100	\$125	\$175	\$250	\$325	\$500
Provisioning UNE (Coordinated Customer Conversions)	\$400	\$450	\$500	\$550	\$650	\$800
Maintenance and Repair	\$100	\$125	\$175	\$250	\$325	\$500
Maintenance and Repair UNE	\$400	\$450	\$500	\$550	\$650	\$800
LNP	\$150	\$250	\$500	\$600	\$700	\$800
IC Trunks	\$100	\$125	\$175	\$250	\$325	\$500
Collocation	\$5,000	\$5,000	\$5,000	\$5,000	\$5,000	\$5,000

Table-2

VOLUNTARY PAYMENTS FOR TIER-2 MEASURES

	Per Affected Item
OSS Pre-Ordering	\$20
Ordering	\$60
Provisioning	\$300
UNE Provisioning (Coordinated Customer Conversions)	\$875
Maintenance and Repair	\$300
UNE Maintenance and Repair	\$875
Billing	\$1.00
LNP	\$500
IC Trunks	\$500
Collocation	\$15,000

**AGREEMENT IMPLEMENTATION TEMPLATE (Residence)
for
Xspedius
BellSouth Standard Interconnection Agreement**

Agreement Effective Date:	Agreement Expiration Date:
Account Manager:	Account Manager Tel No:

Attachment Name/Number	Section Number	Version Date	Planned Activities
Terms/Conditions PartA	1		
	2		
	3		
	4		
	5		
	6		
	7		
	8		
	9		
	10		
	11		
	12		
	13		
	14		
	15		
	16		
	17		
	18		
	19		
	20		
	21		
	22		
	23		
	24		
	25		
	26		
Terms/Conditions Part B			
1-Resale	1		

AGREEMENT IMPLEMENTATION TEMPLATE (Residence)
for
Xspedius
BellSouth Standard Interconnection Agreement

Attachment Name/Number	Section Number	Version Date	Planned Activities
	2		
	3		
	4		
	5		
	6		
	7		
	8		
	9		
	10		
	11		
	12		
	13		
	Exhibit A		
	Exhibit B		
	Exhibit C		
	Exhibit D		
	Exhibit E		
	Exhibit F		
	Exhibit G		
	Exhibit H		
2-Network Elements & Other Services	1		
	2		
	3		
	4		
	5		
	6		
	7		
	8		
	9		
	10		

**AGREEMENT IMPLEMENTATION TEMPLATE (Residence)
for
Xspedius
BellSouth Standard Interconnection Agreement**

Attachment Name/Number	Section Number	Version Date	Planned Activities
	11		
	12		
	13		
	14		
	15		
	16		
	17		
	Exhibit A		
	Exhibit B		
	Exhibit C		
3-Local Interconnection	1		
	2		
	3		
	4		
	5		
	6		
	7		
	8		
	Exhibit A		
4-Physical Collocation	1		
	2		
	3		
	4		
	5		
	6		
	7		
	8		
	9		
	10		
	11		
	12		

**AGREEMENT IMPLEMENTATION TEMPLATE (Residence)
for
Xspedius
BellSouth Standard Interconnection Agreement**

Attachment Name/Number	Section Number	Version Date	Planned Activities
	13		
	14		
	Exhibit A		
	Exhibit B		
5-Access to Numbers & Number Portability	1		
	2		
	3		
	4		
	5		
	6		
	7		
	8		
	Exhibit A		
6-Ordering/Provisioning	1		
	2		
	3		
7-Billing & Billing Accuracy Certification	1		
	2		
	3		
	4		
	5		
	6		
	7		
	Exhibit A		
8-ROW/Conduits/PoleAtt	1		
9-Perf Measurement	Pre-Ordering		
	Ordering		
	Provisioning		
	Maint/Repair		

**AGREEMENT IMPLEMENTATION TEMPLATE (Residence)
for
Xspedius
BellSouth Standard Interconnection Agreement**

Attachment Name/Number	Section Number	Version Date	Planned Activities
	Billing		
	Opr Svcs/DA		
	E911		
	Trunk Grp Perf		
	Collocation		
	Appendix A		
	Appendix B		
	Appendix C		

AGREEMENT IMPLEMENTATION TEMPLATE (Business)
for
e●spire
BellSouth Standard Interconnection Agreement

Agreement Effective Date:	Agreement Expiration Date:
Account Manager:	Account Manager Tel No:

Attachment Name	Section No.	Version Date	Planned Activities
Terms/Conditions PartA	1		
	2		
	3		
	4		
	5		
	6		
	7		
	8		
	9		
	10		
	11		
	12		
	13		
	14		
	15		
	16		
	17		
	18		
	19		
	20		
	21		
	22		
	23		
	24		
	25		
	26		
Terms/Conditions Part B			
1-Resale	1		

AGREEMENT IMPLEMENTATION TEMPLATE (Business)
for
e●spire
BellSouth Standard Interconnection Agreement

Attachment Name	Section No.	Version Date	Planned Activities
	2		
	3		
	4		
	5		
	6		
	7		
	8		
	9		
	10		
	11		
	12		
	13		
	Exhibit A		
	Exhibit B		
	Exhibit C		
	Exhibit D		
	Exhibit E		
	Exhibit F		
	Exhibit G		
	Exhibit H		
2-Network Elements & Other Services	1		
	2		
	3		
	4		
	5		
	6		
	7		
	8		
	9		
	10		

AGREEMENT IMPLEMENTATION TEMPLATE (Business)
for
e●spire
BellSouth Standard Interconnection Agreement

Attachment Name	Section No.	Version Date	Planned Activities
	11		
	12		
	13		
	14		
	15		
	16		
	17		
	Exhibit A		
	Exhibit B		
	Exhibit C		
3-Local Interconnection	1		
	2		
	3		
	4		
	5		
	6		
	7		
	8		
	Exhibit A		
4-Physical Collocation	1		
	2		
	3		
	4		
	5		
	6		
	7		
	8		
	9		
	10		
	11		
	12		

AGREEMENT IMPLEMENTATION TEMPLATE (Business)
for
e●spire
BellSouth Standard Interconnection Agreement

Attachment Name	Section No.	Version Date	Planned Activities
	13		
	14		
	Exhibit A		
	Exhibit B		
5-Access to Numbers & Number Portability	1		
	2		
	3		
	4		
	5		
	6		
	7		
	8		
	Exhibit A		
6-Ordering/Provisioning	1		
	2		
	3		
7-Billing & Billing Accuracy Certification	1		
	2		
	3		
	4		
	5		
	6		
	7		
	Exhibit A		
8-ROW/Conduits/PoleAtt	1		
9-Perf Measurement	Pre-Ordering		
	Ordering		
	Provisioning		
	Maint/Repair		

AGREEMENT IMPLEMENTATION TEMPLATE (Business)
for
e●spire
BellSouth Standard Interconnection Agreement

Attachment Name	Section No.	Version Date	Planned Activities
	Billing		
	Opr Svcs/DA		
	E911		
	Trunk Grp Perf		
	Collocation		
	Appendix A		
	Appendix B		
	Appendix C		

Attachment 12

Bona Fide Request and New Business Requests Process

BONA FIDE REQUEST AND NEW BUSINESS REQUESTS PROCESS

- 1.0 The Parties agree that Xspedius is entitled to order any Network Element, Interconnection option, service option or Resale Service required to be made available by the Communications Act of 1934, as modified by the Telecommunications Act of 1996 (the “Act”), FCC requirements or State Commission requirements. Xspedius also shall be permitted to request the development of new or revised facilities or service options which are not required by the Act. Procedures applicable to requesting the addition of such facilities or service options are specified in this Attachment 12.
- 2.0 Bona Fide Requests (“BFR”) are to be used when Xspedius makes a request of BellSouth to provide a new or modified network element, interconnection option, or other service option pursuant to the Act that was not previously included in the Agreement. New Business Requests (“NBRs”) are to be used when Xspedius makes a request of BellSouth to provide a new or custom capability or function to meet Xspedius’s business needs that was not previously included in the Agreement. The BFR/NBR process is intended to facilitate the two-way exchange of information between Xspedius and BellSouth, necessary for accurate processing of requests in a consistent and timely fashion.
- 3.0 A BFR shall be submitted in writing by Xspedius and shall specifically identify the required service date, technical requirements, space requirements and/or such specifications that clearly define the request such that BellSouth has sufficient information to analyze and prepare a response. Such a request also shall include a Xspedius’s designation of the request as being (i) pursuant to the Telecommunications Act of 1996 (i.e. a “BFR”) or (ii) pursuant to the needs of the business (i.e. a “NBR”). The request shall be sent to Xspedius’s Account Executive.
- 4.0 Xspedius may cancel a BFR or NBR at any time. If Xspedius cancels the request more than three (3) business days after submitting it, Xspedius shall pay BellSouth’s reasonable and demonstrable costs of processing and/or implementing the BFR or NBR up to the date of cancellation. If Xspedius does not cancel a BFR or NBR, Xspedius shall pay BellSouth’s reasonable and demonstrable costs of processing and implementing the request.
- 5.0 Within fifteen (15) business days of its receipt of a BFR or NBR from Xspedius, BellSouth shall respond to Xspedius by providing a preliminary analysis of such Interconnection, Network Element, or other facility or service option that is the subject of the BFR or NBR. The preliminary

analysis shall confirm that BellSouth will either offer access to the Interconnection, Network Element, or other facility or service option, or provide an explanation of why it is not technically feasible and/or why the request does not qualify as an Interconnection, Network Element, or is not otherwise required to be provided under the Act.

- 6.0 If BellSouth determines that the Interconnection, Network Element, or other facility or service option that is the subject of the BFR is technically feasible, BellSouth shall propose a firm price and a detailed implementation plan within forty (40) business days after receipt of the BFR. BellSouth may, but shall not be required, to provide a firm time and cost proposal for a NBR.
- 7.0 Within thirty (30) business days after its receipt of (i) a refusal of BellSouth to provide a BFR or NBR price quote, or (ii) the BFR or NBR price quote and implementation plan from BellSouth, Xspedius must either confirm or cancel its order for such facility or service option. If it believes such quote is not consistent with the requirements of the Act, Xspedius may at that time seek FCC or state Commission arbitration of its request, as appropriate. Any such arbitration applicable to Network Elements and/or Interconnection shall be conducted in accordance with standards prescribed in Section 252 of the Act.
- 8.0 Unless Xspedius agrees otherwise, all prices shall be consistent with the pricing principles of the Act, FCC and/or the State Commission.
- 9.0 If either Party to a BFR or NBR believes that the other Party is not requesting, negotiating, or processing the Bona Fide Request in good faith, or disputes a determination, or price or cost quote, such Party may seek FCC or state Commission resolution of the dispute, as appropriate.
- 10.0 Upon agreement to the terms of a BFR or NBR, an amendment to the Agreement may be required.

This amendment is intended to be inserted into the interconnection agreement in the section concerning directory listings.

Release of Subscriber Listing information to Independent Publishers

Notwithstanding any provision(s) to the contrary, Xspedius Corp. agrees to provide to BellSouth, and BellSouth agrees to accept, Xspedius Corp.'s Subscriber Listing Information (SLI) relating to Xspedius Corp.'s customers in the geographic area(s) covered by this Interconnection Agreement. Xspedius Corp. authorizes BellSouth to release all such Xspedius Corp. SLI provided to BellSouth by Xspedius Corp. to qualifying third parties via either license agreement or BellSouth's Directory Publishers Database Service (DPDS), General Subscriber Services Tariff, Section A38.2, as the same may be amended from time to time. Such CLEC SLI shall be intermingled with BellSouth's own customer listings of any other CLEC that has authorized a similar release of SLI. Where necessary, BellSouth will use good faith efforts to obtain state commission approval of any necessary modifications to Section A38.2 of its tariff to provide for release of third party directory listings, including modifications regarding listings to be released pursuant to such tariff and BellSouth's liability thereunder. BellSouth's obligation pursuant to this Section shall not arise in any particular state until the commission of such state has approved modifications to such tariffs.

No compensation shall be paid to Xspedius Corp. for BellSouth's receipt of Xspedius Corp. SLI, or for the subsequent release to third parties of such SLI. In addition, to the extent BellSouth incurs costs to modify its systems to enable the release of CLEC's SLI, or costs on an ongoing basis to administer the release of Xspedius Corp. SLI, Xspedius Corp. shall pay to BellSouth its proportionate share of the reasonable costs associated therewith. BellSouth shall not be liable for the content or accuracy of any SLI provided by Xspedius Corp. under this Agreement. Xspedius Corp. shall indemnify, hold harmless and defend BellSouth from and against any damages, losses, liabilities, demands claims, suits, judgments, costs and expenses (including but not limited to reasonable attorneys' fees and expenses) arising from BellSouth's tariff obligations or otherwise and resulting from or arising out of any third party's claim of inaccurate Xspedius Corp. listings or use of the SLI provided pursuant to this Agreement. BellSouth shall forward to Xspedius Corp. any complaints received by BellSouth relating to the accuracy or quality of Xspedius Corp. listings. The Parties shall negotiate the date for the initial release of Xspedius Corp. listings and subsequent updates. The Xspedius Corp. listings and subsequent updates will be released consistent with BellSouth's required system changes and/or scheduling requirements.

Signature on File
Signature of Authorized Representative

Robert Sauser
Typed or Printed Name

ACCEPTED

President/ COO
Title

C. W. Boltz
BellSouth Telecommunications, Inc.

**Amendment to
Interconnection Agreement between
Xspedius and
BellSouth Telecommunications, Inc.
Dated 01/01/2000**

Pursuant to this Agreement (the "Agreement"), Xspedius Corp., a Louisiana corporation, ("Xspedius") and BellSouth Telecommunications, Inc. ("BellSouth") hereinafter referred to collectively as the "Parties" hereby agree to amend that certain Master Interconnection Agreement ("the Agreement") between BellSouth and Xspedius dated 01/01/2000.

NOW THEREFORE, in consideration of the mutual provisions contained herein and other good and valuable consideration, the receipt and sufficiency of which are hereby acknowledged, Xspedius and BellSouth hereby covenant and agree as follows:

1. The Parties agree to delete attachment 2 and Attachment 2, Exhibit C in their entirety in the interconnection agreement dated 01/01/2000 and replace them with Attachment 2 and Attachment 2, Exhibit C hereto attached.
2. All other provisions of the Interconnection Agreement, dated 01/01/2000, shall remain in full force and effect.
3. Either or both of the Parties is authorized to submit this Amendment to the appropriate state Commissions for approval subject to section 252(e) of the Federal Telecommunications Act of 1996.
4. IN WITNESS WHEREOF, the Parties hereto have caused this Amendment to be executed by their respective duly authorized representatives on the date indicated below.

BellSouth Telecommunications, Inc.

Xspedius Corp., Inc.

By: _____ Signature on File

By: _____ Signature on File

Name: _____ C. W. Boltz

Name: _____ Robert Sauser

Title: _____ Managing Director

Title: _____ President / COO

Date: _____ 2/26/2001

Date: _____ 2/23/2001

Attachment 2

Network Elements and Other Services

TABLE OF CONTENTS

1. INTRODUCTION.....	3
2. UNBUNDLED LOOPS, INTEGRATED DIGITAL LOOP CARRIERS, NETWORK INTERFACES DEVICE, UNBUNDLED LOOP CONCENTRATION (ULC) SYSTEM, SUB LOOPS AND DARK FIBER.....	4
3. HIGH FREQUENCY SPECTRUM NETWORK ELEMENT.....	24
4. SWITCHING	28
5. UNBUNDLED NETWORK ELEMENT COMBINATIONS	37
6. TRANSPORT, CHANNELIZATION AND DARK FIBER.....	44
7. BELLSOUTH SWA 8XX TOLL FREE DIALING TEN DIGIT SCREENING SERVICE.....	50
8. LINE INFORMATION DATABASE (LIDB).....	52
9. SIGNALING.....	54
10. OPERATOR CALL PROCESSING, INWARD OPERATOR SERVICES AND DIRECTORY ASSISTANCE SERVICES.....	63
11. CALLING NAME (CNAM) DATABASE SERVICE	69
12. BASIC 911 AND E911	70
13. TRUE-UP	72
LIDB Storage Agreement.....	Exhibit A
CNAM Database Service.....	Exhibit B
Rates	Exhibit C

ACCESS TO NETWORK ELEMENTS AND OTHER SERVICES

1. Introduction

- 1.1 This Attachment sets forth the unbundled network elements and combinations of unbundled network elements that BellSouth agrees to offer to Xspedius in accordance with its obligations under Section 251(c)(3) of the Act. The specific terms and conditions that apply to the unbundled network elements are described below in this Attachment 2. The price for each unbundled network element and combination of unbundled Network Elements are set forth in Exhibit C of this Agreement.
- 1.2 For purposes of this Agreement, “Network Element” is defined to mean a facility or equipment provided by BellSouth on an unbundled basis as is used by the CLEC in the provision of a telecommunications service. These unbundled network elements are consistent with the requirements of the FCC 51.319 rule. For purposes of this Agreement, combinations of Network Elements shall be referred to as “Combinations.”
- 1.2.1 Except as otherwise required by law, BellSouth shall not impose limitation restrictions or requirements or request for the use of the network elements or combinations that would impair the ability of Xspedius to offer telecommunications service in the manner Xspedius intends.
- 1.2.2 Except upon request by Xspedius, BellSouth shall not separate requested network elements that BellSouth currently combines.
- 1.2.2.1 Unless otherwise ordered by an appropriate state or federal regulatory agency, currently combined Network Elements are defined as elements that are already combined within BellSouth's network to a given location.
- 1.3 BellSouth shall, upon request of Xspedius, and to the extent technically feasible, provide to Xspedius access to its network elements for the provision of Xspedius’s telecommunications service. If no rate is identified in the contract, the rate for the specific service or function will be as set forth in the applicable BellSouth tariff or as negotiated by the Parties upon request by either Party.
- 1.4 Xspedius may purchase network elements and other services from BellSouth for the purpose of combining such network elements in any manner Xspedius chooses to provide telecommunication services to its intended users, including recreating existing BellSouth services. With the exception of the sub-loop elements which are located outside of the central office, BellSouth shall deliver the network elements purchased by Xspedius for combining to the designated Xspedius

collocation space. The network elements shall be provided as set forth in this Attachment.

- 1.5 BellSouth shall comply with the requirements as set forth in the technical references within Attachment 2 to the extent that they are consistent with the greater of BellSouth's actual performance or applicable industry standards.
- 1.6 In the event that any effective legislative, regulatory, judicial or other legal action modifies or redefines the "Network Elements" in a manner which materially affects the terms of this Attachment or the Network Elements and/or prices set forth herein, either Party may, on thirty (30) days written notice, require renegotiation of such terms, and the Parties shall renegotiate in good faith such new terms in accordance with such legislative, regulatory, judicial or other legal action. In the event such new terms are not renegotiated within ninety (90) days after the notice for renegotiation, either Party may petition the Commission for resolution of the dispute between the Parties. Each Party reserves the right to seek judicial review of any Commission ruling concerning this Attachment.
- 1.7 Xspedius will adopt and adhere to the standards contained in the applicable BellSouth Operational Understanding regarding maintenance of service.
- 1.8 Standards for Network Elements
- 1.8.1 BellSouth shall comply with the requirements set forth in the technical references, as well as any performance or other requirements identified in this Agreement, to the extent that they are consistent with the greater of BellSouth's actual performance or applicable industry standards.
- 1.8.2 If one or more of the requirements set forth in this Agreement are in conflict, the Parties shall mutually agree on which requirement shall apply. If the Parties cannot reach agreement, the dispute resolution process set forth in Section 12 of the General Terms and Conditions of this Agreement, incorporated herein by this reference, shall apply.
- 1.9 **Rates**
- The prices that Xspedius shall pay to BellSouth for Network Elements and Other Services are set forth in Exhibit C to this Attachment. If Xspedius purchases a service(s) from a tariff, all terms and conditions and rates as set forth in such tariff shall apply.
- 1.10 **Operational Support Systems (OSS)**
- The terms, conditions and rates for OSS are as set forth in Section 2.13 of this Attachment.
- 2. Unbundled Loops, Network Interfaces Device, Unbundled Loop Concentration (ULC) System, Sub loops and Dark Fiber**

All of the negotiated rates, terms and conditions set forth in this Section pertain to the provision of unbundled loops.

2.1 **Unbundled Loops**

2.1.1 Definition

2.1.2 The local loop network element (“Loop(s)”) is defined as a transmission facility between a distribution frame (or its equivalent) in BellSouth’s central office and the loop demarcation point at an end-user customer premises, including inside wire owned by BellSouth. The local loop network element includes all features, functions, and capabilities of the transmission facilities, including dark fiber and attached electronics (except those used for the provision of advanced services, such as Digital Subscriber Line Access Multiplexers) and line conditioning.

2.1.3 The provisioning of service to a CLEC’s collocation space will require cross-office cabling and cross-connections within the central office to connect the loop to a local switch or to other transmission equipment. These cross-connections are a separate component, that are not considered a part of the loop, and thus, have a separate charge.

2.1.4 BellSouth Order Coordination referenced in Attachment 2 includes two types: “Order Coordination” (OC) and “Order Coordination - Time Specific” (OC-TS).

2.1.5 “Order Coordination” refers to standard BellSouth service order coordination involving the reuse of facilities for SL2 voice loops and all digital loops, where Xspedius is requesting that their loop order be provisioned over an existing circuit that is currently providing service to the end user. Order coordination for physical conversions will be scheduled at BellSouth’s discretion during normal working hours on the committed due date and Xspedius will be advised.

2.1.6 “Order Coordination – Time Specific” refers to service order coordination in which Xspedius requests a specific time for a service order conversion to take place. Loops on a single service order of 14 or more loops will be provisioned on a project basis. This is a chargeable option for any coordinated order and is billed in addition to the OC charge. Xspedius may specify a time between 9:00 a.m. and 4:00 p.m. (location time) Monday through Friday (excluding holidays). If Xspedius specifies a time outside this window, or selects a time or quantity of loops that requires BellSouth technicians to work outside normal work hours, overtime charges will apply in addition to the OC and OC-TS charges. Overtime charges will be applied according to actual costs based on type of force group required to perform the work, overtime hours worked and any special circumstances.

	Order Coordination	Order Coordination – Time Specific	Test Points	DLR	Charge for Dispatch and Testing if No Trouble Found
SL-1	Not available	Not available	Not available	Chargeable Option	Charged for Dispatch inside & outside Central Office
SL-2	Included	Chargeable Option*	Included	Included	Charged for Dispatch outside Central Office
Unbundled Digital Loop	Included	Chargeable Option* (except on Universal Digital Channel)	Included (where appropriate)	Included	Charged for Dispatch outside Central Office
Unbundled Copper Loop	Chargeable Option	Not available	Included	Included	Charged for Dispatch outside Central Office

*Order Coordination-Time Specific charge for orders due on same day at same location will be applied on a per LSR basis.

- 2.1.7 Where facilities are available, BellSouth will install loops in compliance with BellSouth's Interval Guide available at the website at <http://www.interconnection.bellsouth.com>. For orders of 14 or more loops, the installation will be handled on a project basis and the intervals will be set by the BellSouth project manager for that order. Some loops require a Service Inquiry (SI) to determine if facilities are available prior to issuing the order. The interval for the SI process is separate from the installation interval. For expedite requests by Xspedius, expedite charges will apply for intervals less than 5 days. The charges outlined in BellSouth's FCC No. 1 Tariff, Section 5, will apply. If Xspedius cancels an order for network elements and other services, any costs incurred by BellSouth in conjunction with the provisioning of that order will be recovered in accordance with FCC No. 1 Tariff, Section 5.
- 2.1.8 If Xspedius modifies an order after being sent a Firm Order Confirmation (FOC) from BellSouth, any costs incurred by BellSouth to accommodate the modification will be paid by Xspedius.
- 2.1.9 BellSouth will offer Unbundled Voice Loops (UVL) in two different service levels - Service Level One (SL1) and Service Level Two (SL2).
- 2.1.10 SL1 loops will be non-designed, will not have test points, and will not come with any OCor engineering information/circuit make-up data. Upon issuance of an order in the service order system, SL1 loops will be activated on the due date in

the same manner and time frames that BellSouth normally activates POTS-type loops for its customers. If Xspedius requests work to be done for SL1s that requires BellSouth technicians to work outside normal work hours, overtime charges will be applied according to actual costs based on type of force group required to perform the work, overtime hours worked and any special circumstances.

2.1.11 SL2 loops shall have test points, will be designed with a design layout record provided to Xspedius, and will be provided with OC. The OC feature will allow Xspedius to coordinate the installation of the loop with the disconnect of an existing customer's service and/or number portability service. In these cases, BellSouth will perform the order conversion with standard order coordination at its discretion during normal work hours.

2.1.12 BellSouth will also offer Unbundled Digital Loops (UDL). UDL will be designed, will be provisioned with test points (where appropriate), and will come standard with OC and a Design Layout Record (DLR).

Due to technical limitations associated with certain Digital Loop Carrier (DLC) systems, some ISDN-capable loops that are provisioned using DLC systems may not support IDSL (Integrated Digital Subscriber Line) service. BellSouth will not reconfigure its ISDN-capable loop to support IDSL service.

Instead, BellSouth agrees to offer the Universal Digital Channel (UDC), which may also be referred to as an IDSL-capable loop as a part of its Unbundled Digital Loop offerings. The UDC loop is intended to be compatible with IDSL service and has the same physical characteristics and transmission specifications as BellSouth's ISDN-capable loop. These specifications are listed in BellSouth's TR73600.

Like the ISDN-capable loop, the UDC loop may be provisioned on copper or through a DLC system. However, when UDC loops are provisioned using a DLC system, BellSouth will ensure that they are only provisioned on time slots that are compatible with data-only services such as IDSL.

2.1.13 As a chargeable option on all loops except UVL-SL1, Universal Digital Channel (UDC) and Unbundled Copper Loop (UCL), BellSouth will offer OC-TS. This will allow Xspedius the ability to specify the time that the coordinated conversion takes place. The OC-TS charge for orders due on the same day at the same location will be applied on a per Local Service Request (LSR) basis.

2.1.14 In addition to the UVLs and UDLs, BellSouth shall make available Unbundled Copper Loops (UCLs). The UCL will be a copper twisted pair loop that is

unencumbered by any intervening equipment (e.g., filters, load coils, range extenders, digital loop carrier, or repeaters). The UCL will be offered in two versions - Short and Long. A short UCL (18 kft or less) will be provisioned according to Resistance Design parameters, may have up to 6kft of bridged tap and will have up to 1300 ohms of resistance. The long UCL (beyond 18kft) will be any dry copper pair longer than 18kft and may have up to 12kft of bridged tap and up to 2800 ohms of resistance. Unbundled Loop Modifications (ULM) may be used when a CLEC wants to condition copper loops by removing load coils and other intervening equipment. In almost every case, the UCL long will require ULM to remove load coils. BellSouth will only ensure electrical continuity and balance relative to tip and ring on UCLs.

- 2.1.15 The UCL is a designed circuit, is provisioned with a test point and comes standard with a DLR. OC will be offered as a chargeable option on all UCL loops. OC is required on UCLs where a reuse of existing facilities has been requested by Xspedius. Order Coordination – Time Specific (OC-TS) will not be offered on UCLs.
- 2.1.16 The UCL is a dry copper loop and is not intended to support any particular telecommunications service. Xspedius may use the UCL loop for a variety of services, including xDSL (e.g., ADSL and HDSL) services, by attaching appropriate terminal equipment of Xspedius's choosing. Xspedius will determine the type of service that will be provided over the loop.
- 2.1.17 Because the UCL loop shall be an unbundled loop offering that is separate and distinct from BellSouth's ADSL and HDSL capable loop offerings, Xspedius agrees that BellSouth's UCL loop will not be held to the service level and performance expectations that apply to its ADSL and HDSL unbundled loop offerings. BellSouth shall only be obligated to maintain copper continuity and provide balance relative to tip and ring on UCL loops.
- 2.1.18 The UCL loop shall be provided to Xspedius in accordance with BellSouth's Technical Reference 73600.
- 2.1.19 Xspedius will be responsible for testing and isolating troubles on the loops. Once Xspedius has isolated a trouble to the BellSouth provided loop, Xspedius will issue a trouble to BellSouth on the loop. BellSouth will take the actions necessary to repair the loop if a trouble actually exists. BellSouth will repair these loops in the same time frames that BellSouth repairs similarly situated loops to its customers.
- 2.1.20 If Xspedius reports a trouble on SL1 loops and no trouble actually exists, BellSouth will charge Xspedius for any dispatching and testing (both inside and outside the CO) required by BellSouth in order to confirm the loop's working status.

- 2.1.21 If Xspedius reports a trouble on SL2 loops and no trouble actually exists, BellSouth will charge Xspedius for any dispatching and testing, (outside the CO) required by BellSouth in order to confirm the loop's working status.
- 2.1.22 Technical Requirements
- 2.1.22.1 To the extent available within BellSouth's Network at a particular location, BellSouth will offer loops capable of supporting telecommunications services such as: POTS, Centrex, basic rate ISDN, analog PBX, voice grade private line, ADSL, HDSL, DS1 and digital data (up to 64 kb/s). If a requested loop type is not available, then the CLEC can use the Special Construction process to request that BellSouth place facilities or otherwise modify facilities in order to meet Xspedius's request.
- 2.1.22.2 Xspedius will be responsible for providing BellSouth with a Service Profile Identifier (SPID) associated with a particular ISDN-capable loop and end user. With the SPID, BellSouth will be able to adequately test the circuit and ensure that it properly supports ISDN service.
- 2.1.22.3 The loop will support the transmission, signaling, performance and interface requirements of the services described in 2.1.2 above. It is recognized that the requirements of different services are different, and that a number of types or grades of loops are required to support these services. Services provided over the loop by Xspedius will be consistent with industry standards and BellSouth's TR73600.
- 2.1.22.4 Xspedius may utilize the unbundled loops to provide any telecommunication service it wishes. However, BellSouth will only provision, maintain and repair the loops to the standards that are consistent with the type of loop ordered. For example, if Xspedius orders an ISDN-capable loop but wants to use the loop for a service other than ISDN, BellSouth will only support that the loop is capable of providing ISDN service. For non-service specific loops (e.g. UCL, loops modified by Xspedius using the Special Construction process), BellSouth will only support that the loop has copper continuity and balanced tip-and-ring.
- 2.1.22.5 In some instances, Xspedius will require access to a copper twisted pair loop unfettered by any intervening equipment (e.g., filters, load coils, range extenders, etc.), so that Xspedius can use the loop for a variety of services by attaching appropriate terminal equipment at the ends. Xspedius will determine the type of service that will be provided over the loop. In some cases, Xspedius may be required to pay additional charges for the removal of certain types of equipment. BellSouth's Unbundled Loop Modifications (ULM) process will be used to determine the costs and feasibility of these activities.
- 2.1.22.6 In those cases where Xspedius has requested that BellSouth modify a loop so that it no longer meets the technical parameters of the original loop type (e.g., voice

grade, ISDN, ADSL, etc.) the resulting modified loop will be ordered and maintained as a UCL.

- 2.1.22.7 The loop shall be provided to Xspedius in accordance with BellSouth's TR73600 Unbundled Local Loop Technical Specification and applicable industry standard technical references.

2.2 **Unbundled Loop Modifications (Line Conditioning)**

- 2.2.1 Subject to applicable and effective FCC rules and orders, BellSouth shall condition loops, as requested by Xspedius, whether or not BellSouth offers advanced services to the End User on that loop.

- 2.2.2 Loop conditioning is defined as the removal from the loop of any devices that may diminish the capability of the loop to deliver high-speed switched wireline telecommunications capability, including xDSL service. Such devices include, but are not limited to, load coils, bridge taps, low pass filters, and range extenders.

- 2.2.3 The Unbundled Loop Modifications (ULM) offering provides the following elements: 1) removal of equipment on loops equal to or less than 18kft; 2) removal of equipment of loops longer than 18kft; and 3) removal of bridged-taps on loops of any length.

- 2.2.4 BellSouth shall recover the cost of line conditioning requested by Xspedius through a recurring charge and/or nonrecurring charge(s) in accordance with the FCC's forward-looking pricing principles promulgated pursuant to Section 252 (d) (1) of the Act and in compliance with FCC Rule 52.507 (e).

2.3 **Integrated Digital Loop Carriers**

- 2.3.1 Where BellSouth uses Integrated Digital Loop Carrier (IDLC) systems to provide the local loop and BellSouth has a suitable alternate facility available, BellSouth will make arrangements to permit Xspedius to order a contiguous local loop. To the extent it is technically feasible, these arrangements will provide Xspedius with the capability to serve end users at a level that is at parity with the level of service BellSouth provides its customers. If no alternate facility is available, BellSouth will utilize its Special Construction (SC) process to determine the additional costs required to provision the loop facilities. Xspedius will then have the option of paying the SC rates to place the loop facilities or Xspedius may choose some other method of providing service to the end-user (e.g., Resale, private facilities, etc.).

2.4 **Network Interface Device**

- 2.4.1 Definition

The NID is defined as any means of interconnection of end-user customer inside wire to BellSouth's distribution plant, such as a cross-connect device used for that purpose. The NID is a single-line termination device or that portion of a multiple-line termination device required to terminate a single line or circuit at the premises. The NID features two independent chambers or divisions that separate the service provider's network from the End User's on-premises wiring. Each chamber or division contains the appropriate connection points or posts to which the service provider and the end user each make their connections. The NID provides a protective ground connection and is capable of terminating cables such as twisted pair cable.

2.4.2 BellSouth shall permit Xspedius to connect Xspedius's loop facilities the end-user's inside wire through the BellSouth NID or at any other technically feasible point.

2.4.3 Access to Network Interface Device (NID)

2.4.3.1 Due to the wide variety of NIDs utilized by BellSouth (based on subscriber size and environmental considerations), Xspedius may access the end user's wire by any of the following means: BellSouth shall allow Xspedius to connect its loops directly to BellSouth's multi-line residential NID enclosures that have additional space and are not used by BellSouth or any other telecommunications carriers to provide service to the premise. It is the responsibility of Xspedius to leave undisturbed the existing form of electrical protection and to maintain the physical integrity of the NID.

2.4.3.2 Where an adequate length of the end user's inside wire is present and environmental conditions permit, either Party may remove the inside wire from the other Party's NID and connect that wire to that Party's own NID; or

2.4.3.3 Enter the subscriber access chamber or "side" of "dual chamber" NID enclosures for the purpose of extending a connecterized or spliced jumper wire from the inside wiring through a suitable "punch-out" hole of such NID enclosures; or

2.4.3.4 Request BellSouth to make other rearrangements to the inside wiring terminations or terminal enclosure on a time and materials cost basis to be charged to the requesting Party (i.e., Xspedius, its agent, the building owner or the subscriber). Such charges will be billed to the requesting Party.

2.4.3.5 In no case shall either Party remove or disconnect the other Party's loop facilities from either Party's NIDs, enclosures, or protectors unless the applicable Commission has expressly permitted the same and the disconnecting Party provides prior notice to the other Party. In such cases, it shall be the responsibility of the Party disconnecting loop facilities to leave undisturbed the existing form of electrical protection and to maintain the physical integrity of the NID. It will be the CLEC's responsibility to ensure there is no safety hazard and will hold

BellSouth harmless for any liability associated with the removal of the BellSouth loop from the BellSouth NID. Furthermore, it shall be the responsibility of the disconnecting Party, once the other Party's loop has been disconnected from the NID, to reconnect the disconnected loop to a nationally- recognized-testing-laboratory-listed station protector, which has been grounded as per Article 800 of the National Electrical Code. If no spare station protector exists in the NID, the disconnected loop must be appropriately cleared, capped and stored. If CLEC does not wish to accept these responsibilities, other options exist in which BellSouth installs a NID for the CLEC as a chargeable option.

2.4.3.6 In no case shall either Party remove or disconnect ground wires from BellSouth's NIDs, enclosures, or protectors.

2.4.3.7 In no case shall either Party remove or disconnect NID modules, protectors, or terminals from BellSouth's NID enclosures.

2.4.3.8 Due to the wide variety of NID enclosures and outside plant environments BellSouth will work with Xspedius to develop specific procedures to establish the most effective means of implementing this Section, 2.4.3.

2.4.4 Technical Requirements

2.4.4.1 The NID shall provide an accessible point of interconnection and shall maintain a connection to ground.

2.4.4.2 The NID shall be capable of transferring electrical analog or digital signals between the subscriber's inside wiring and the Distribution Media and/or cross connect to Xspedius's NID, consistent with the NID's function at the Effective Date of this Agreement.

2.4.4.3 Where a BellSouth NID exists, it is provided in its "as is" condition. Xspedius may request BellSouth do additional work to the NID in accordance with Section 2.4.3.8. When Xspedius deploys its own local loops with respect to multiple-line termination devices, Xspedius shall specify the quantity of NIDs connections that it requires within such device.

2.4.5 Interface Requirements

2.4.5.1 The NID shall be equal to or better than all of the requirements for NIDs set forth in the applicable industry standard technical references.

2.5 **Unbundled Loop Concentration (ULC) System**

2.5.1 BellSouth will provide to Xspedius Unbundled Loop Concentration (ULC). Loop concentration systems in the central office concentrate the signals transmitted over local loops onto a digital loop carrier system. The concentration device is placed

inside a BellSouth central office. BellSouth will offer ULC with a TR008 interface or a TR303 interface.

- 2.5.2 ULC will be offered in two sizes. System A will allow up to 96 BellSouth loops to be concentrated onto multiple DS1s. The high-speed connection from the concentrator will be at the electrical DS1 level and may connect to Xspedius at Xspedius's collocation site. System B will allow up to 192 BellSouth loops to be concentrated onto multiple DS1s. System A may be upgraded to a System B. A minimum of two DS1s is required for each system (i.e., System A requires two DS1s and System B would require an additional two DS1s or four in total). All DS1 interfaces will terminate to the CLEC's collocation space. ULC service is offered with or without concentration and with or without protection. A Line Interface element will be required for each loop that is terminated onto the ULC system. Rates for ULC are as set forth in this Attachment.

2.6 **Sub-loop Elements**

- 2.6.1 Where facilities permit and subject to applicable and effective FCC rules and orders, BellSouth shall offer access to its Unbundled Sub Loop (USL) and Unbundled Sub-loop Concentration (USLC) System. BellSouth shall provide non-discriminatory access, in accordance with FCC Rule 51.311 and Section 251(c) (3) of the Act, to the sub-loop on an unbundled basis and pursuant to the following terms and conditions and the rates approved by the Commission and set forth in this Attachment.

- 2.6.2 Sub-loop components include but are not limited to the following:

- 2.6.2.1 Unbundled Sub-Loop Distribution;
- 2.6.2.2 Unbundled Sub-Loop Concentration/Multiplexing Functionality; and
- 2.6.2.3 Unbundled Sub-Loop Feeder.

2.7 **Unbundled Sub-Loop (distribution facilities)**

2.7.1 Definition

- 2.7.1.1 Subject to applicable and effective FCC rules and orders, the unbundled sub-loop distribution facility is dedicated transmission facility that BellSouth provides from a customer's point of demarcation to a BellSouth cross-connect device. The BellSouth cross-connect device may be located within a remote terminal (RT) or a stand-alone cross-box in the field or in the equipment room of a building. The unbundled sub-loop distribution media is a copper twisted pair that can be provisioned as a 2 Wire or 4 Wire facility. Following are the current sub-loop distribution offerings:

- 2.7.1.1.1 Voice grade Unbundled Sub-Loop Distribution (USL-D) is a sub-loop facility from the cross-box in the field up to and including the point of demarcation, at the end user's premises.
- 2.7.1.1.2 Unbundled Sub-Loop distribution facilities were originally built as part of the entire voice grade loop from the BellSouth central office to the customer network interface. Therefore, the voice grade Unbundled Sub-Loop may have load coils, which are necessary for transmission of voice grade services.
- 2.7.1.1.3 Unbundled Copper Sub-Loop (UCSL) is a non-loaded copper facility of any length provided from the cross-box in the field up to and including the end-user's point of demarcation.
- 2.7.1.1.3.1 If available, this facility will not have any intervening equipment such as load coils between the end-user and the cross-box.
- 2.7.2 If Xspedius requests a UCSL and a non-loaded pair is not available, Xspedius may order Unbundled Sub-Loop Modification to remove load coils and/or bridge tap from an existing sub-loop facility. If load coils are removed from an existing sub-loop, that sub-loop will be classified as a UCSL. Xspedius may order Loop Make-up to determine what loop modifications will be required.
- 2.7.3 Unbundled Sub-Loop distribution facilities shall support functions associated with provisioning, maintenance and testing of the Unbundled Sub-Loop. For access to Voice Grade USL-D and UCSL, Xspedius would be required to deliver a cable to the BellSouth remote terminal or cross-box in the field to provide continuity to Xspedius's feeder facilities. This cable would be connected, by a BellSouth technician, within the BellSouth RT/cross-box during the set-up process. Xspedius's cable pairs can then be connected to BellSouth's USL within the BellSouth cross-box by the BellSouth technician.
- 2.7.4 Unbundled Sub-Loop – Intrabuilding Network Cable (USL-INC) (a.k.a. riser cable) is the distribution facility inside a subscriber's building or between buildings on one customer's same premises (continuous property not separated by a public street or road). USL-INC includes the facility from the cross-connect device in the building equipment room up to and including the point of demarcation, at the end user's premises.
- 2.7.4.1 In a scenario that requires connection in a building equipment room, BellSouth will install a cross connect panel for the purpose of accessing USL-INC pairs. The cross-connect panel will function as a single point of interconnection (SPOI) for USL-INC and will be accessible by multiple carriers as space permits. BellSouth will place cross-connect blocks in 25-pair increments for Xspedius's use on this cross-connect panel. Xspedius will be responsible for connecting its facilities to the 25-pair cross-connect block(s).

- 2.7.5 BellSouth will provide Unbundled Sub-Loops where possible. Through the firm order Service Inquiry (SI) process, BellSouth will determine if it is feasible to place the required facilities where Xspedius has requested access to Unbundled Sub-Loops. If existing capacity is sufficient to meet the CLEC demand, then BellSouth will perform the set-up work as described in Section 2.7.6. If any work must be done to modify existing BellSouth facilities or add new facilities (other than adding the cross-connect panel in a building equipment room as noted in Section 2.7) to accommodate Xspedius's request for Unbundled Sub-Loops, Xspedius may request BellSouth's Special Construction (SC) process to determine additional costs required to provision the Unbundled Sub-Loops. Xspedius will have the option of paying the SC charges to modify the BellSouth facilities.
- 2.7.6 Set-up work must be completed before Xspedius can order sub-loop pairs. During the set-up in a BellSouth cross-connect box in the field, the BellSouth technician will perform the necessary work to splice the CLEC's cable into the cross-connect box. For the set-up inside a building equipment room, BellSouth will perform the necessary work to install the cross-connect panel and the connecting block(s) that will be used to provide access to the requested USLs.
- 2.7.6.1 Once the set-up is complete, the CLEC will request sub-loop pairs through submission of a Local Service Request (LSR) form to the Local Carrier Service Center (LCSC). Order Coordination is required with USL pair provisioning when Xspedius requests reuse of an existing facility and is in addition to the USL pair rate. For expedite requests by Xspedius for sub-loop pairs, expedite charges will apply for intervals less than 5 days.
- 2.7.6.2 Unbundled Sub-Loop shall be equal to or better than each of the applicable requirements set forth in the applicable industry standard technical references.
- 2.7.6.3 Unbundled Sub-Loops will be provided in accordance with technical reference TR73600.
- 2.8 **Unbundled Network Terminating Wire (UNTW)**
- 2.8.1 BellSouth agrees to offer its Unbundled Network Terminating Wire (UNTW) to Xspedius pursuant to the following terms and conditions at rates as set forth in this Attachment.
- 2.8.2 Definition
- 2.8.2.1 Subject to applicable and effective FCC rules and orders, UNTW is a dedicated transmission facility that BellSouth provides from the Wiring Closet /Garden Terminal (or other type of cross-connect point) at the point of termination of BellSouth's loop distribution facilities to the end user's point of demarcation. UNTW is the final portion of the loop owned by BellSouth.
- 2.8.3 Requirements

- 2.8.3.1 On a multi-unit premises where Provisioning Party owns the network terminating wire, and by request of Requesting Party, Provisioning Party will provide access to UNTW pairs on an Access Terminal that is suitable for use by multiple carriers at each Garden Terminal or Wiring Closet.
- 2.8.3.2 In new construction where possible, both Parties may at their option and with the property owner's agreement install their own Network Terminating Wire (NTW). In existing construction, the Provisioning Party shall not be required to install new or additional NTW beyond existing NTW to provision the services of the Requesting Party.
- 2.8.3.3 Upon notice from the Requesting Party to the Provisioning Party that the Requesting Party desires access to the Provisioning Party's UNTW pairs in a multi-unit premises, representatives of both Parties will participate in a meeting at the site of the requested access. The purpose of the site visit will include discussion of the procedures for Access Terminal installation, location and addresses of the Access Terminals and to discuss an estimated completion date. Upon completion of site visit, the Requesting Party will submit a Service Inquiry (SI) to the person or organization designated by the Provisioning Party to receive the SI. The SI will initiate the work for the Provisioning Party to begin the Access Terminal installation. In multi-tenant unit (MTU) scenarios, Provisioning Party will provide access to UNTW pairs on an Access Terminal(s). By request of the Requesting Party, an Access Terminal will be installed either adjacent to each Provisioning Party's Garden Terminal or inside each Wiring Closet on the requested MTU. All the UNTW pairs served by a Garden Terminal/Wiring Closet will be made available on the Access Terminals. Requesting Party will deliver and connect its central office facilities to the UNTW pairs within the Access Terminal. Requesting Party may access any available pair on an Access Terminal unless the Provisioning Party or another service provider is using the pair to concurrently provide service. Prior to connecting Requesting Party's service on a pair previously used by Provisioning Party, Requesting Party is responsible for ensuring the end-user is no longer using Provisioning Party's service or another CLEC's service before accessing UNTW pairs.
- 2.8.3.4 Provisioning Party will use best efforts to complete installation of the Access Terminals within 30 business days of the receipt by the Provisioning Party of the Service Inquiry from the Requesting Party.
- 2.8.3.5 Requesting Party is responsible for obtaining the property owner's permission for Provisioning Party to install an Access Terminal(s) on behalf of the Requesting Party. The submission of the SI by the Requesting Party will serve as certification by the Requesting Party that such permission has been obtained.
- 2.8.3.6 Requesting Party will be billed for non-recurring and recurring charges for accessing UNTW pairs at the time the Requesting Party activates the pair(s).

Xspedius will report use of the UNTW pairs on a Local Service Request (LSR) form submitted to BellSouth's Local Carrier Service Center (LCSC).

- 2.8.3.7 Requesting Party will isolate and report repair problems to the UNE center. Requesting Party must tag the UNTW pair that requires repair. If Provisioning Party dispatches a technician on a reported trouble call and no UNTW trouble is found, Provisioning Party will charge Requesting Party for time spent on the dispatch and testing the UNTW pair(s).
- 2.8.3.8 If Requesting Party initiates the Access Terminal installation and the Requesting Party has not activated at least one pair on the Access Terminal installed pursuant to Requesting Party's request for an Access Terminal within 6 months of installation of the Access Terminal, Provisioning Party will bill Requesting Party a non-recurring charge equal to the actual cost of provisioning the Access Terminal.
- 2.8.3.9 If Provisioning Party determines that Requesting Party is using the UNTW pairs without reporting such usage to BellSouth, the following charges shall apply in addition to any fines which may be established by state commissions and any other remedies at law or in equity available to the Provisioning Party:
- 2.8.3.10 If Requesting Party issued a LSR to disconnect an end-user from BellSouth in order to use a UNTW pair, Requesting Party will be billed for the use of the pair back to the disconnect order date.
- 2.8.3.11 If Requesting Party activated a UNTW pair on which Provisioning Party was not previously providing service, Requesting Party will be billed for the use of that pair back to the date the end-user began receiving service using that pair. Upon request, Requesting Party will provide copies of its billing record to substantiate such date. If Requesting Party fails to provide such records, then Provisioning Party will bill the Requesting Party back to the date of the Access Terminal installation.

2.9 **Unbundled Sub-Loop Concentration System (USLC)**

- 2.9.1 Where facilities permit and where necessary to comply with an effective Commission order, BellSouth will provide Xspedius with the ability to concentrate its sub-loops onto multiple DS1s back to the BellSouth Central Office. The DS1s will then be terminated into Xspedius's collocation space. TR-008 and TR303 interface standards are available.
- 2.9.2 USLC, using the Lucent Series 5 equipment, will be offered in two different systems. System A will allow up to 96 of Xspedius's sub-loops to be concentrated onto multiple DS1s. System B will allow an additional 96 of Xspedius's sub-loops to be concentrated onto multiple DS1s. One System A may be supplemented with one System B and they both must be physically located in a single Series 5 dual channel bank. A minimum of two DS1s is required for each system (i.e., System A

requires two DS1s and System B would require an additional two DS1s or four in total). The DS1 level facility that connects the RT site with the serving wire center is known as a Feeder Interface. All DS1 Feeder Interfaces will terminate to the CLEC's collocation space within the SWC that serves the RT where the CLEC's sub-loops are connected. USLC service is offered with or without concentration and with or without a protection DS1.

2.9.3 In these scenarios Xspedius would be required to place a cross-box, remote terminal (RT), or other similar device and deliver a cable to the BellSouth RT. This cable would be connected, by a BellSouth technician, to a cross-connect panel within the BellSouth RT/cross-box and would allow Xspedius's sub-loops to then be placed on the ULSC and transported to their collocation space at a DS1 level.

2.10 **Unbundled Sub-Loop Feeder**

2.10.1 Definition

2.10.1.1 Unbundled Sub-Loop Feeder (USLF) provides connectivity between BellSouth's central office and its cross-box (or other access point) that serves an end user location.

2.10.2 USLF is intended to be utilized for voice traffic and can be configured as 2-wire voice (USLF-2W/V) or 4-wire voice (USLF-4W/V).

2.10.3 USLF can also be utilized for digital traffic and can be configured as 2-wire ISDN (USLF-2W/I); 2-wire Copper (USLF-2W/C); 4-wire Copper (USLF-4W/C) facilities: 4-wire DS0 level loop (USLF-4W/D0); or 4-wire DS1 and ISDN (USLF-4W/DI).

2.10.4 USLF will provide the facilities needed to provision a 2W or 4W communications pathway from the BellSouth central office to the BellSouth cross-box. This element will allow for the connection of Xspedius's loop distribution elements onto BellSouth's feeder system.

2.10.5 Requirements

2.10.5.1 Xspedius will extend its compatible cable to BellSouth's cross-box. The cable will then be connected to a panel inside the BellSouth cross-box to the requested level of feeder element. In those cases when there is no room in the BellSouth cross-box to accommodate the additional cross-connect panels mentioned above, BellSouth will utilize its Special Construction process to determine the costs to provide the sub-loop feeder element to Xspedius. Xspedius will then have the option of paying the special construction charges or canceling the order.

2.10.5.2 USLF will be a designed circuit and BellSouth will provide a Design Layout Record (DLR) for this element.

2.10.5.3 BellSouth will provide USLF elements in accordance with applicable industry standards for these types of facilities. Where industry standards do not exist, BellSouth's TR73600 will be used to determine performance parameters.

2.11 **Dark Fiber**

2.11.1 Definition

2.11.1.1 Dark Fiber is optical transmission facilities without attached signal regeneration, multiplexing, aggregation or other electronics that connects two points within BellSouth's network. Dark Fiber is unused strands of optical fiber. It may be strands of optical fiber existing in aerial or underground structure. No line terminating elements terminated to such strands to operationalize its transmission capabilities will be available.

2.11.2 Requirements

2.11.2.1 BellSouth shall make available Dark Fiber where it exists in BellSouth's network and where, as a result of future building or deployment, it becomes available. If BellSouth has plans to use the fiber within a two –year planning period, there is no requirement to provide said fiber to Xspedius.

2.11.2.2 If the requested dark fiber has any lightwave repeater equipment interspliced to it, BellSouth will remove such equipment at Xspedius's request subject to time and materials charges.

2.11.2.3 Xspedius may test the quality of the Dark Fiber to confirm its usability and performance specifications.

2.11.2.4 BellSouth shall use its best efforts to provide to Xspedius information regarding the location, availability and performance of Dark Fiber within ten (10) business days for a records-based answer and twenty (20) business days for a field-based answer, after receiving a request from Xspedius ("Request"). Within such time period, BellSouth shall send written confirmation of availability of the Dark Fiber ("Confirmation"). From the time of the Request to one hundred and twenty (120) days after Confirmation, BellSouth shall hold such requested Dark Fiber for Xspedius's use and may not allow any other Party to use such media, including BellSouth. If a Dark Fiber firm order is not received within the one hundred and twenty day period, the fiber will revert to BellSouth's Dark Fiber inventory.

2.11.2.5 BellSouth shall use its best efforts to make Dark Fiber available to Xspedius within thirty (30) business days after it receives written confirmation from Xspedius that the Dark Fiber previously deemed available by BellSouth is wanted for use by Xspedius. This includes identification of appropriate connection points (e.g., Light Guide Interconnection (LGX) or splice points) to enable Xspedius to connect or splice Xspedius provided transmission media (e.g., optical fiber) or equipment to the Dark Fiber.

2.11.2.6 Dark Fiber shall meet the manufacturer's design specifications.

2.11.2.7 Xspedius may splice and test Dark Fiber obtained from BellSouth using Xspedius or Xspedius designated personnel. BellSouth shall provide appropriate interfaces to allow splicing and testing of Dark Fiber. BellSouth shall provide an excess cable length of 25 feet minimum (for fiber in underground conduit) to allow the uncoiled fiber to reach from the manhole to a splicing van.

2.12 Rates

The prices that Xspedius shall pay to BellSouth for Network Elements and Other Services are set forth in Exhibit C to this Attachment.

2.13 Operational Support Systems (OSS)

2.13.1 BellSouth has developed and made available the following electronic interfaces by which Xspedius may submit LSRs electronically.

LENS	Local Exchange Navigation System
EDI	Electronic Data Interchange
TAG	Telecommunications Access Gateway

2.13.2 LSRs submitted by means of one of these electronic interfaces will incur an OSS electronic ordering charge as specified in the table below. An individual LSR will be identified for billing purposes by its Purchase Order Number (PON). LSRs submitted by means other than one of these interactive interfaces (mail, fax, courier, etc.) will incur a manual order charge as specified in the table below:

OPERATIONAL SUPPORT SYSTEMS	AL, GA, LA, MS, NC, SC	FL, KY, TN
OSS LSR charge, per LSR received from the CLEC by one of the OSS interactive interfaces	\$3.50 SOMECH	\$3.50 SOMECH
Incremental charge per LSR received from the CLEC by means other than one of the OSS interactive interfaces	See applicable rate element	\$19.99 SOMAN

2.13.3 Denial/Restoral OSS Charge

2.13.3.1 In the event Xspedius provides a list of customers to be denied and restored, rather than an LSR, each location on the list will require a separate PON and, therefore will be billed as one LSR per location.

2.13.4 Cancellation OSS Charge

2.13.4.1 Xspedius will incur an OSS charge for an accepted LSR that is later canceled by Xspedius.

Note: Supplements or clarifications to a previously billed LSR will not incur another OSS charge.

2.13.5 Network Elements and Other Services Manual Additive

2.13.5.1 The Commissions in some states have ordered per-element manual additive non-recurring charges (NRC) for Network Elements and Other Services ordered by means other than one of the interactive interfaces. These ordered Network Elements and Other Services manual additive NRCs will apply in these states, rather than the charge per LSR. The per-element charges are listed on the Rate Tables in Exhibit C.

2.14 **Preordering Loop Makeup (LMU)**

2.14.1 Description of Service

2.14.1.1 BellSouth shall make available to Xspedius loop makeup (LMU) data for BellSouth's network facilities. This section addresses LMU as *preordering* transaction, distinct from Xspedius ordering any other service(s). Loop Makeup *Service Inquiries (LMUSI) for preordering loop makeup* are likewise unique from other preordering functions with associated service inquiries (SI) as described in this Agreement.

2.14.1.2 BellSouth will provide Xspedius with loop makeup information consisting of the composition of the loop material (copper/fiber); the existence, location and type of equipment on the loop, including but not limited to digital loop carrier or other remote concentration devices, feeder/distribution interfaces, bridge taps, load coils, pair-gain devices; the loop length; and the wire gauge. The LMUSI may be utilized by Xspedius for the purpose of determining whether the loop requested is capable of supporting DSL service or other advanced data services. The determination shall be made solely by Xspedius and BellSouth shall not be liable in any way for the performance of the advanced data services provisioned over said loop.

2.14.1.3 BellSouth's LMU information is provided to Xspedius as it exists either in BellSouth's databases or in its hard copy facility records. BellSouth does not guarantee accuracy or reliability of the LMU information provided.

2.14.1.4 BellSouth offers LMU information for the sole purpose of allowing Xspedius to determine whether, in Xspedius's judgment, BellSouth's loops will support the specific services that Xspedius wishes to provide over those loops. Xspedius may choose to use equipment that it deems will enable it to provide a certain type and

level of service over a particular BellSouth loop; however, such configurations may not match BellSouth's or the industry's standards and specifications for the intended type and level of service. Accordingly, Xspedius shall be responsible for insuring that the specific loop type (ADSL, HDSL, or otherwise) ordered on the LSR matches the LMU of the facility requested. Xspedius bears full responsibility for being knowledgeable of BellSouth's technical standards and the specifications of BellSouth's loops. Xspedius bears full responsibility for making the appropriate ordering decisions of matching BellSouth loops with Xspedius's equipment for accomplishing Xspedius's end goal for the intended service it wishes to provide its end-user(s). Xspedius is fully responsible for any of its service configurations that may differ from BellSouth's technical standard for the loop type ordered.

2.14.2 Submitting Loop Makeup Service Inquiries

2.14.2.1 Xspedius will be able to obtain LMU information by submitting a LMUSI mechanically or manually. **Mechanized** LMUSIs should be submitted through BellSouth's Operational Support Systems interfaces. After obtaining the resulting loop data from the mechanized LMUSI process, if Xspedius determines that it needs further loop data information in order to make a determination of loop service capability, Xspedius may initiate a separate manual SI for a separate nonrecurring charge as set forth in Section 2.14.3. Mechanized LMU has been made available for limited deployment to those CLECs that have effective X-Digital Subscriber Line (xDSL) Beta Test Agreements in place with BellSouth. CLECs will be notified once a successful Beta Test has been completed, and mechanized LMU shall then be available to Xspedius.

2.14.2.2 **Manual** LMUSIs shall be submitted on the preordering manual LMUSI form by means of fax or electronic-mail to BellSouth's Complex Resale Support Group (CRSG)/Account Team utilizing the Preordering Loop Makeup Service Inquiry form. The standard service interval for the return of a Loop Makeup Manual Service Inquiry is seven business days. This service interval is distinct from the interval applied to the subsequent service order. Manual LMUSIs are not subject to expedite requests.

2.14.3 LMUSI Types and Associated Charges

Xspedius may request LMU information by submitting LMUSIs in accordance with the rate elements in Exhibit C.

2.14.3.1 Xspedius will be assessed a nonrecurring charge for each facility queried as specified in Exhibit C. Rates for all states are interim and subject to true-up pending approval of final rates by the respective State Commissions. True-ups will be retroactive to the effective date of this Agreement.

2.14.3.2 Xspedius may reserve facilities for up to four (4) days in connection with a LMUSI. Reserved facilities for which Xspedius does not plan to place a UNE

local service request (LSR) should be cancelled by Xspedius. Should Xspedius wish to cancel a reservation on a spare facility, the cancellation will require a facility reservation number (RESID/FRN).

- 2.14.3.3 The reservation holding timeframe is a maximum of four days from the time that BellSouth's LMU data is returned to Xspedius for the facility queried. During this holding time and prior to Xspedius's placing an LSR, the reserved facilities are rendered unavailable to other customers, whether for CLEC(s) or for BellSouth. Notwithstanding the foregoing, BellSouth does not guarantee that a reservation will assure Xspedius's ability to order the exact facility reserved.
- 2.14.3.4 If Xspedius does not submit an LSR for a UNE service on a reserved facility within the four-day reservation timeframe, the reservation of that spare facility will become invalid and the facility will be released.
- 2.14.3.5 Charges for preordering LMUSI are separate from any charges associated with ordering other services from BellSouth.

2.14.4 Ordering of Other UNE Services

- 2.14.4.1 Whenever Xspedius has reserved a facility through BellSouth's preordering LMU service, should Xspedius seek to place a subsequent UNE LSR on a reserved facility, Xspedius shall provide BellSouth the RESID/FRN of the single spare facility on the appropriate UNE LSR, Xspedius will be billed the appropriate rate element for the specific type UNE loop ordered by Xspedius as set forth in this Attachment. Xspedius will not be billed any additional Loop Makeup charges for the loop so ordered. Should Xspedius choose to place a UNE LSR having previously submitted a request for *preordering LMU without a reservation*, Xspedius will be billed the appropriate rate element for the specific UNE loop ordered as well as additional Loop Makeup charges as set forth in this Attachment. Rates are provided in Exhibit C in this Attachment.
- 2.14.4.2 Where Xspedius submits an LSR to order facilities reserved during the LMUSI process, BellSouth will use its best efforts to assign to Xspedius the facility reserved as indicated on the return of the LMU. Multi-facility reservations per single RESID/FRN as provided with the mechanized LMUSI process are less likely to result in the specific assignment requested by Xspedius. For those occasions when BellSouth cannot assign the specific facility reserved by Xspedius during the LMU pre-ordering transaction, due to incomplete or incorrect information provided by Xspedius during the ordering process, BellSouth will assign to Xspedius, subject to availability, a facility that meets the BellSouth technical standards of the BellSouth type loop as ordered by Xspedius. If the ordered loop type is not available, Xspedius may utilize the Unbundled Loop Modification process or the Special Construction process, as applicable, to obtain the loop type ordered.

2.15 **Rates**

The prices that Xspedius shall pay to BellSouth for Network Elements and Other Services are set forth in Exhibit C to this Attachment. If Xspedius purchases a service(s) from a tariff, all terms and conditions and rates as set forth in such tariff shall apply.

2.16 **Operational Support Systems (OSS)**

The terms, conditions and rates for OSS are as set forth in Section 2.13 of this Attachment.

3. High Frequency Spectrum Network Element

3.1 General

3.1.1 BellSouth shall provide Xspedius access to the high frequency portion of the local loop as an unbundled network element only where BellSouth is the voice service provider to the end user (“High Frequency Spectrum”) at the rates set forth in Exhibit C. BellSouth shall provide Xspedius with the High Frequency Spectrum irrespective of whether BellSouth chooses to offer xDSL services on the loop.

3.1.2 The High Frequency Spectrum is defined as the frequency range above the voiceband on a copper loop facility carrying analog circuit-switched voiceband transmissions. Access to the High Frequency Spectrum is intended to allow Xspedius the ability to provide Digital Subscriber Line (“xDSL”) data services to the end user for which BellSouth provides voice services. The High Frequency Spectrum shall be available for any version of xDSL presumed acceptable for deployment pursuant to 47 CFR Section 51.230, including, but not limited to, ADSL, HDSL, and any other xDSL technology that is presumed to be acceptable for deployment pursuant to FCC rules. BellSouth will continue to have access to the low frequency portion of the loop spectrum (from 300 Hertz to at least 3000 Hertz, and potentially up to 3400 Hertz, depending on equipment and facilities) for the purposes of providing voice service. Xspedius shall only use xDSL technology that is within the PSD mask parameters set forth in T1.413 or other applicable industry standards. Xspedius shall provision xDSL service on the High Frequency Spectrum in accordance with the applicable Technical Specifications and Standards.

3.1.3 The following loop requirements are necessary for Xspedius to be able to access the High Frequency Spectrum: an unconditioned, 2-wire copper loop. An unconditioned loop is a copper loop with no load coils, low-pass filters, range extenders, DAMLs, or similar devices and minimal bridged taps consistent with

ANSI T1.413 and T1.601. BellSouth will provide Xspedius access to the Unbundled Loop Modification (Line Conditioning), in accordance with Section 2.2 of this Agreement. BellSouth is not required to condition a loop for access to the high frequency spectrum if conditioning of that loop significantly degrades BellSouth's voice service. If Xspedius requests that BellSouth condition a loop longer than 18,000 ft. and such conditioning significantly degrades the voice services on the loop, Xspedius shall pay for the loop to be restored to its original state.

- 3.1.4 Xspedius's termination point is the point of termination for Xspedius on the toll main distributing frame in the central office ("Termination Point"). BellSouth will use jumpers to connect Xspedius's connecting block to the splitter. The splitter will route the High Frequency Spectrum on the circuit to Xspedius's xDSL equipment in Xspedius's collocation space.
- 3.1.5 Xspedius shall have access to the splitter for test purposes, irrespective of where the splitter is placed in the BellSouth premises.
- 3.2 Provisioning of High Frequency Spectrum and Splitter Space
 - 3.2.1 BellSouth will provide Xspedius with access to the High Frequency Spectrum as follows:
 - 3.2.1.1 BellSouth will install splitters within forty-two (42) calendar days of Xspedius's submission of such order to the BellSouth Complex Resale Support Group; provided, however, that in the event BellSouth did not have reasonable notice that a particular central office was to have a splitter installed therein, the forty-two (42) day interval shall not apply. Collocation itself or an application for collocation will serve as reasonable notice.
 - 3.2.1.2 Once a splitter is installed on behalf of Xspedius in a central office, Xspedius shall be entitled to order the High Frequency Spectrum on lines served out of that central office.
 - 3.2.1.2.1 BellSouth will bill and Xspedius shall pay the SOMAN and SOMEK charges as described in Section 2.13 of this Agreement when Xspedius orders High Frequency Spectrum for end-user service.
 - 3.2.1.3 BellSouth will select, purchase, install, and maintain a central office POTS splitter and provide Xspedius access to data ports on the splitter. At least 30 days before making a change in splitter suppliers, BellSouth will provide Xspedius with a carrier notification letter, informing Xspedius of change. Xspedius shall purchase ports on the splitter as set forth more fully below.
 - 3.2.1.4 BellSouth will install the splitter in (i) a common area close to the Xspedius collocation area, if possible; or (ii) in a BellSouth relay rack as close to the Xspedius DS0 termination point as possible. For purposes of this section, a

common area is defined as an area in the central office in which both Parties have access to a common test access point. BellSouth will cross-connect the splitter data ports to a specified Xspedius DS0 at such time that a Xspedius end user's service is established.

- 3.2.1.5 The High Frequency Spectrum shall only be available on loops on which BellSouth is also providing, and continues to provide, analog voice service directly to the end user. In the event the end-user terminates its BellSouth provided voice service for any reason, and Xspedius desires to continue providing xDSL service on such loop, Xspedius shall be required to purchase a full stand-alone loop unbundled network element. In the event BellSouth disconnects the end-user's voice service pursuant to its tariffs or applicable law, and Xspedius desires to continue providing xDSL service on such loop, Xspedius shall be permitted to continue using the line by purchasing the full stand-alone loop unbundled network element. To the extent commercially practicable, BellSouth shall give Xspedius notice in a reasonable time prior to disconnect, which notice shall give Xspedius an adequate opportunity to notify BellSouth of its intent to purchase such loop. In those cases in which BellSouth no longer provides voice service to the end user and Xspedius purchases the full stand-alone loop, Xspedius may elect the type of loop it will purchase. Xspedius will pay the appropriate recurring and non-recurring rates for such loop as set forth in Exhibit C to this Attachment. In the event Xspedius purchases a voice grade loop, Xspedius acknowledges that such loop may not remain xDSL compatible.
- 3.2.1.6 Only one competitive local exchange carrier shall be permitted access to the High Frequency Spectrum of any particular loop.
- 3.3 Ordering
- 3.3.1 To order High Frequency Spectrum on a particular loop, Xspedius must have a DSLAM collocated in the central office that serves the end-user of such loop. Xspedius may order splitters in a central office once it has installed its Digital Subscriber Line Access Multiplexer ("DSLAM") in that central office. BellSouth will install these splitters within the interval provided in paragraph 3.2.1.1.
- 3.3.2 BellSouth will devise a splitter order form that allows Xspedius to order splitter ports in increments of 24 ports.
- 3.3.2.1 BellSouth will provide Xspedius the Local Service Request ("LSR") format to be used when ordering the High Frequency Spectrum.
- 3.3.3 BellSouth will provide access to the High Frequency Spectrum within the following target intervals: BellSouth will return a manual Firm Order Confirmation ("FOC") in no more than two (2) business days after receipt of a valid, error free manual LSR. When Xspedius submits an electronic LSR for High Frequency Spectrum, BellSouth will return a FOC in four (4) hours ninety-five

percent (95%) of the time, or, for orders that do not flow-through, in two (2) business days. BellSouth will provide Xspedius with access to the High Frequency Spectrum at the following target intervals:

- 3.3.3.1 For 1-5 lines at the same address within three (3) business days from BellSouth's issuance of a FOC; 6-10 lines at same address within 5 business days from BellSouth's issuance of a FOC; and more than 10 lines at the same address is to be negotiated.
- 3.3.4 BellSouth will provide to Xspedius BellSouth's Loop Qualification System that BellSouth uses to qualify loops for its own ADSL offering as described below.
- 3.3.5 BellSouth will provide Xspedius access to the Preordering Loop Makeup (LMU), in accordance with Section 2.14 of this Agreement. BellSouth shall bill and Xspedius shall pay the rates for such services, as described in Exhibit C.
- 3.4 Maintenance and Repair
 - 3.4.1 Xspedius shall have access, for test, repair, and maintenance purposes, to any loop as to which it has access to the High Frequency Spectrum. Xspedius may access the loop at the point where the combined voice and data signal exits the central office splitter.
 - 3.4.2 BellSouth will be responsible for repairing voice services and the physical line between the network interface device at the customer's premises and the Termination Point of demarcation in the central office. Xspedius will be responsible for repairing data services. Each Party will be responsible for maintaining its own equipment.
 - 3.4.3 Xspedius shall inform its end users to direct data problems to Xspedius, unless both voice and data services are impaired, in which event the end users should call BellSouth.
 - 3.4.4 Once a Party has isolated a trouble to the other Party's portion of the loop, the Party isolating the trouble shall notify the end user that the trouble is on the other Party's portion of the loop.
 - 3.4.5 In the event Xspedius's deployment of xDSL on the High Frequency Spectrum significantly degrades the performance of other advanced services or of BellSouth's voice service on the same loop, BellSouth shall notify Xspedius and allow twenty-four (24) hours to cure the trouble. If Xspedius fails to resolve the trouble, BellSouth may discontinue Xspedius's access to the High Frequency Spectrum on such loop.

3.5 Rates

The prices that Xspedius shall pay to BellSouth for Network Elements and Other Services are set forth in Exhibit C to this Attachment. If Xspedius purchases a service(s) from a tariff, all terms and conditions and rates as set forth in such tariff shall apply.

3.6 **Operational Support Systems (OSS)**

The terms, conditions and rates for OSS are as set forth in Section 2.13 of this Attachment.

4. **Switching**

All of the negotiated rates, terms and conditions set forth in this Section pertain to the provision of local and tandem switching.

4.1 **Local Switching**

4.1.1 BellSouth shall provide non-discriminatory access to local circuit switching capability, and local tandem switching capability, on an unbundled basis, except as set forth below in Section 4.1.3.3 to Xspedius for the provision of a telecommunications service. BellSouth shall provide non-discriminatory access to packet switching capability on an unbundled basis to Xspedius for the provision of a telecommunications service only in the limited circumstance described below in Section 4.4.

4.1.2 Except as otherwise provided herein, BellSouth shall not impose any restrictions on Xspedius regarding the use of Switching Capabilities purchased from BellSouth provided such use does not result in demonstrable harm to either the BellSouth network or personnel or the use of the BellSouth network by BellSouth or any other telecommunication carrier.

4.1.3 **Local Circuit Switching Capability, including Tandem Switching Capability**

4.1.3.1 Definition

Local Circuit Switching Capability is defined as: (A) line-side facilities, which include, but are not limited to, the connection between a loop termination at a main distribution frame and a switch line card; (B) trunk-side facilities, which include, but are not limited to, the connection between trunk termination at a trunk-side cross-connect panel and a switch trunk card; and (C) all features, functions, and capabilities of the switch, which include, but are not limited to: (1) the basic switching function of connecting lines to lines, line to trunks, trunks to lines, and trunks to trunks, as well as the same basic capabilities made available to BellSouth's customers, such as a telephone number, white page listing, and dial tone; and (2) all other features that the switch is capable of providing, including but not limited to customer calling, customer local area signaling service features,

and Centrex, as well as any technically feasible customized routing functions provided by the switch; (D) switching provided by remote switching modules.

- 4.1.3.2 Notwithstanding BellSouth's general duty to unbundle local circuit switching, BellSouth shall not be required to unbundle local circuit switching for Xspedius when Xspedius serves end-users with four (4) or more voice-grade (DS-0) equivalents or lines in locations served by BellSouth's local circuit switches, which are in the following MSAs: Atlanta, GA; Miami, FL; Orlando, FL; Ft. Lauderdale, FL; Charlotte-Gastonia-Rock Hill, NC; Greensboro-Winston Salem-High Point, NC; Nashville, TN; and New Orleans, LA, and BellSouth has provided non-discriminatory cost based access to the Enhanced ExtendedLink (EEL) throughout Density Zone 1 as determined by NECA Tariff No. 4 as in effect on January 1, 1999.
- 4.1.3.3 In the event that Xspedius orders local circuit switching for a single end user account name at a single physical end user location with four (4) or more 2-wire voice-grade loops from a BellSouth central office in an MSA listed above, BellSouth shall charge Xspedius the market based rate in Exhibit C for use of the local circuit switching functionality for the affected facilities.
- 4.1.3.4 A featureless port is one that has a line port, switching facilities, and an interoffice port. A featured port is a port that includes all features then capable or a number of then capable features specifically requested by Xspedius. Any features that are not currently then capable but are technically feasible through the switch can be requested through the NBR/BFR process.
- 4.1.3.5 BellSouth will provide to Xspedius customized routing of calls: (i) to a requested directory assistance services platform; (ii) to an operator services platform pursuant to Section 10 of Attachment 2; (iii) for Xspedius's PIC'ed toll traffic in a two (2) PIC environment to an alternative OS/DA platform designated by Xspedius. Xspedius customers may use the same dialing arrangements as BellSouth customers.
- 4.1.3.6 Remote Switching Module functionality is included in Switching Capability. The switching capabilities used will be based on the line side features they support.
- 4.1.3.7 Switching Capability will also be capable of routing local, intraLATA, interLATA, and calls to international customer's preferred carrier; call features (e.g. call forwarding) and Centrex capabilities.
- 4.1.3.8 Where required to do so in order to comply with an effective Commission order, BellSouth will provide to Xspedius purchasing local BellSouth switching and reselling BellSouth local exchange service under Attachment 1, selective routing of calls to a requested directory assistance services platform or operator services platform. Xspedius customers may use the same dialing arrangements as BellSouth customers, but obtain a Xspedius branded service.

- 4.1.4 Technical Requirements
- 4.1.4.1 The requirements set forth in this Section apply to Local Switching, but not to the Data Switching function of Local Switching.
- 4.1.4.2 Local Switching shall be equal to or better than the requirements for Local Switching set forth in the applicable industry standard technical references.
- 4.1.4.3 When applicable, BellSouth shall route calls to the appropriate trunk or lines for call origination or termination.
- 4.1.4.4 Subject to this section, BellSouth shall route calls on a per line ~~oper~~ screening class basis to (1) BellSouth platforms providing Network Elements or additional requirements (2) Operator Services platforms, (3) Directory Assistance platforms, and (4) Repair Centers. Any other routing requests by Xspedius will be made pursuant to the BFR/NBR Process as set forth in General Terms and Conditions.
- 4.1.4.5 BellSouth shall provide unbranded recorded announcements and call progress tones to alert callers of call progress and disposition.
- 4.1.4.6 BellSouth shall activate service for Xspedius customer or network interconnection on any of the Local Switching interfaces. This includes provisioning changes to change a customer from BellSouth's services to Xspedius's services without loss of switch feature functionality as defined in this Agreement.
- 4.1.4.7 BellSouth shall perform routine testing (e.g., Mechanized Loop Tests (MLT) and test calls such as 105, 107 and 108 type calls) and fault isolation on a mutually agreed upon schedule.
- 4.1.4.8 BellSouth shall repair and restore any equipment or any other maintainable component that may adversely impact Local Switching.
- 4.1.4.9 BellSouth shall control congestion points such as those caused by radio station call-ins, and network routing abnormalities. All traffic shall be restricted in a non-discriminatory manner.
- 4.1.4.10 BellSouth shall perform manual call trace and permit customer originated call trace.
- 4.1.4.11 Special Services provided by BellSouth will include the following:
- 4.1.4.11.1 Telephone Service Prioritization;
- 4.1.4.11.2 Related services for handicapped;
- 4.1.4.11.3 Soft dial tone where required by law; and
- 4.1.4.11.4 Any other service required by law.

- 4.1.4.12 BellSouth shall provide Switching Service Point (SSP) capabilities and signaling software to interconnect the signaling links destined to the Signaling Transfer Point Switch (STPS). These capabilities shall adhere to the technical specifications set forth in the applicable industry standard technical references.
- 4.1.4.13 BellSouth shall provide interfaces to adjuncts through Telcordia (formerly BellCore) standard interfaces. These adjuncts can include, but are not limited to, the Service Circuit Node and Automatic Call Distributors.
- 4.1.4.14 BellSouth shall provide performance data regarding a customer line, traffic characteristics or other measurable elements to Xspedius, upon a reasonable request from Xspedius. Xspedius will pay BellSouth for all costs incurred to provide such performance data through the Business Opportunity Request process.
- 4.1.4.15 BellSouth shall offer Local Switching that provides feature offerings at parity to those provided by BellSouth to itself or any other Party.
- 4.1.4.16 BellSouth shall offer to Xspedius all AIN triggers in connection with its SMS/SCE offering which are supported by BellSouth for offering AIN-based services
- 4.1.4.17 Where capacity exists, BellSouth shall assign each Xspedius customer line the class of service designated by Xspedius (e.g., using line class codes or other switch specific provisioning methods), and shall route directory assistance calls from Xspedius customers to Xspedius directory assistance operators at Xspedius's option.
- 4.1.4.18 Where capacity exists, BellSouth shall assign each Xspedius customer line the class of services designated by Xspedius (e.g., using line class codes or other switch specific provisioning methods) and shall route operator calls from Xspedius customers to Xspedius operators at Xspedius's option. For example, BellSouth may translate 0- and 0+ intraLATA traffic, and route the call through appropriate trunks to Xspedius Operator Services Position System (OSPS). Calls from Local Switching must pass the ANI-II digits unchanged.
- 4.1.4.19 Local Switching shall be offered in accordance with the technical specifications set forth in the applicable industry standard references.
- 4.1.5 Interface Requirements. BellSouth shall provide the following interfaces to loops:
- 4.1.5.1 Standard Tip/Ring interface including loopstart or groundstart, on-hook signaling (e.g., for calling number, calling name and message waiting lamp);
- 4.1.5.2 Coin phone signaling;
- 4.1.5.3 Basic Rate Interface ISDN adhering to appropriate Telcordia (formerly BellCore) Technical Requirements;

- 4.1.5.4 Two-wire analog interface to PBX;
- 4.1.5.5 Four-wire analog interface to PBX;
- 4.1.5.6 Four-wire DS1 interface to PBX or customer provided equipment (e.g. computers and voice response systems);
- 4.1.5.7 Primary Rate ISDN to PBX adhering to ANSI standards Q.931, Q.932 and appropriate Telcordia (formerly BellCore) Technical Requirements;
- 4.1.5.8 Switched Fractional DS1 with capabilities to configure Nx64 channels (where N = 1 to 24); and
- 4.1.5.9 Loops adhering to Telcordia (formerly BellCore) TR-NWT-08 and TR-NWT-303 specifications to interconnect Digital Loop Carriers.
- 4.1.6 BellSouth shall provide access to the following but not limited to:
 - 4.1.6.1 SS7 Signaling Network or Multi-Frequency trunking if requested by Xspedius;
 - 4.1.6.2 Interface to Xspedius operator services systems or Operator Services through appropriate trunk interconnections for the system; and
 - 4.1.6.3 Interface to Xspedius Directory Assistance Services through the Xspedius switched network or to Directory Assistance Services through the appropriate trunk interconnections for the system; and 950 access or other Xspedius required access to interexchange carriers as requested through appropriate trunk interfaces.

4.2 **Tandem Switching**

4.2.1 Definition

Tandem Switching is the function that establishes a communications path between two switching offices through a third switching office (the Tandem switch).

4.2.2 Technical Requirements

Tandem Switching shall have the same capabilities or equivalent capabilities as those described in Bell Communications Research TR-TSY-000540 Issue 2R2, Tandem Supplement, 6/1/90. The requirements for Tandem Switching include, but are not limited to the following:

- 4.2.2.1 Tandem Switching shall provide signaling to establish a tandem connection;
- 4.2.2.2 Tandem Switching will provide screening as jointly agreed to by Xspedius and BellSouth;

- 4.2.2.3 Tandem Switching shall provide Advanced Intelligent Network triggers supporting AIN features where such routing is not available from the originating end office switch, to the extent such Tandem switch has such capability;
- 4.2.2.4 Tandem Switching shall provide access to Toll Free number portability database as designated by Xspedius;
- 4.2.2.5 Tandem Switching shall provide all trunk interconnections discussed under the “Network Interconnection” section (e.g., SS7, MF, DTMF, DialPulse, PRI-ISDN, DID, and CAMA-ANI (if appropriate for 911));
- 4.2.2.6 Tandem Switching shall provide connectivity to PSAPs where 911 solutions are deployed and the tandem is used for 911; and
- 4.2.2.7 Where appropriate, Tandem Switching shall provide connectivity to transit traffic to and from other carriers.
- 4.2.3 Tandem Switching shall accept connections (including the necessary signaling and trunking interconnections) between end offices, other tandems, IXC, ICO, CAPs and CLEC switches.
- 4.2.4 Tandem Switching shall provide local tandeming functionality between two end offices including two offices belonging to different CLECs (e.g., between a CLEC end office and the end office of another CLEC).
- 4.2.5 Tandem Switching shall preserve CLASS/LASS features and Caller ID as traffic is processed.
- 4.2.6 Tandem Switching shall record billable events and send them to the area billing centers designated by Xspedius. Tandem Switching will provide recording of all billable events as jointly agreed to by Xspedius and BellSouth.
- 4.2.7 Upon a reasonable request from Xspedius, BellSouth shall perform routine testing and fault isolation on the underlying switch that is providing Tandem Switching and all its interconnections. The results and reports of the testing shall be made immediately available to Xspedius.
- 4.2.8 BellSouth shall maintain Xspedius’s trunks and interconnections associated with Tandem Switching at least at parity to its own trunks and interconnections.
- 4.2.9 BellSouth shall control congestion points and network abnormalities. All traffic will be restricted in a non-discriminatory manner.
- 4.2.10 Selective Call Routing through the use of line class codes is not available through the use of tandem switching. Selective Call Routing through the use of line class codes is an end office capability only. Detailed primary and overflow routing plans

for all interfaces available within BellSouth's switching network shall be mutually agreed to by Xspedius and BellSouth.

- 4.2.11 Tandem Switching shall process originating toll-free traffic received from Xspedius's local switch.
- 4.2.12 In support of AIN triggers and features, Tandem Switching shall provide SSP capabilities when these capabilities are not available from the Local Switching Network Element, to the extent such Tandem Switch has such capability.
- 4.2.13 Interface Requirements
 - 4.2.13.1 Tandem Switching shall provide interconnection to the E911 PSAP where the underlying Tandem is acting as the E911 Tandem.
 - 4.2.13.2 Tandem Switching shall interconnect, with direct trunks, to all carriers with which BellSouth interconnects.
 - 4.2.13.3 BellSouth shall provide all signaling necessary to provide Tandem Switching with no loss of feature functionality.
 - 4.2.13.4 Tandem Switching shall interconnect with Xspedius's switch, using two-way trunks, for traffic that is transiting via BellSouth's network to interLATA or intraLATA carriers. At Xspedius's request, Tandem Switching shall record and keep records of traffic for billing.
 - 4.2.13.5 Tandem Switching shall provide an alternate final routing pattern for Xspedius's traffic overflowing from direct end office high usage trunk groups.
 - 4.2.13.6 Tandem Switching shall be equal to or better than the requirements for Tandem Switching set forth in the applicable technical references.
- 4.3 **AIN Selective Carrier Routing for Operator Services, Directory Assistance and Repair Centers**
 - 4.3.1 BellSouth will provide AIN Selective Carrier Routing at the request of Xspedius. AIN Selective Carrier Routing will provide Xspedius with the capability of routing operator calls, 0+ and 0- and 0+ NPA (LNPA) 555-1212 directory assistance, 1+411 directory assistance and 611 repair center calls to pre-selected destinations.
 - 4.3.2 Xspedius shall order AIN Selective Carrier Routing through its Account Team. AIN Selective Carrier Routing must first be established regionally and then on a per central office, per state basis.
 - 4.3.3 AIN Selective Carrier Routing is not available in DMS 10 switches.

- 4.3.4 Where AIN Selective Carrier Routing is utilized by Xspedius, the routing of Xspedius's end user calls shall be pursuant to information provided by Xspedius and stored in BellSouth's AIN Selective Carrier Routing Service Control Point database. AIN Selective Carrier Routing shall utilize a set of Line Class Codes (LCCs) unique to a basic class of service assigned on an 'as needed' basis. The same LCCs will be assigned in each central office where AIN Selective Carrier Routing is established.
- 4.3.5 Upon ordering of AIN Selective Carrier Routing Regional Service, Xspedius shall remit to BellSouth the Regional Service Order non-recurring charges set forth in Exhibit C of this Attachment. There shall be a non-recurring End Office Establishment Charge per office due at the addition of each central office where AIN Selective Carrier Routing will be utilized. Said non-recurring charge shall be as set forth in Exhibit C of this Attachment. For each Xspedius end user activated, there shall be a non-recurring End User Establishment charge as set forth in Exhibit C of this Attachment, payable to BellSouth pursuant to the terms of the General Terms and Conditions, incorporated herein by this reference. Xspedius shall pay the AIN Selective Carrier Routing Per Query Charge set forth in Exhibit C of this Attachment.
- 4.3.6 This Regional Service Order non-recurring charge will be non-refundable and will be paid with 1/2 due up-front with the submission of all fully completed required forms, including: Regional Selective Carrier Routing (SCR) Order Request-Form A, Central Office AIN Selective Carrier Routing (SCR) Order Request - Form B, AIN_SCR Central Office Identification Form - Form C, AIN_SCR Routing Options Selection Form - Form D, and Routing Combinations Table - Form E. BellSouth has 30 days to respond to the client's fully completed firm order as a Regional Service Order. With the delivery of this firm order response to the client, BellSouth considers that the delivery schedule of this service commences. The remaining 1/2 of the Regional Service Order payment must be paid when at least 90% of the Central Offices listed on the original order have been turned up for the service.
- 4.3.7 The non-recurring End Office Establishment Charge will be billed to the client following BellSouth's normal monthly billing cycle for this type of order.
- 4.3.8 End-User Establishment Orders will not be turned-up until the second payment is received for the Regional Service Order. The non-recurring End-User Establishment Charges will be billed to the client following BellSouth's normal monthly billing cycle for this type of order.
- 4.3.9 Additionally, the AIN Selective Carrier Routing Per Query Charge will be billed to the client following the normal billing cycle for per query charges.
- 4.3.10 All other network components needed, for example, unbundled switching and unbundled local transport, etc, will be billed per contracted rates.

4.4 **Packet Switching Capability**

4.4.1 Definition

The packet switching capability network element is defined as the function of routing or forwarding packets, frames, cells or other data units based on address or other routing information contained in the packets, frames, cells or other data units.

4.4.2 BellSouth shall be required to provide non-discriminatory access to unbundled packet switching capability only where each of the following conditions are satisfied:

4.4.2.1 BellSouth has deployed digital loop carrier systems, including but not limited to, integrated digital loop carrier or universal digital loop carrier systems; or has deployed any other system in which fiber optic facilities replace copper facilities in the distribution section (e.g., end office to remote terminal, pedestal or environmentally controlled vault);

4.4.2.2 There are no spare copper loops capable of supporting the xDSL services Xspedius seeks to offer;

4.4.2.3 BellSouth has not permitted Xspedius to deploy a DSLAM at the remote terminal, pedestal or environmentally controlled vault or other interconnection point, nor has Xspedius obtained a virtual collocation arrangement at these sub-loop interconnection points as defined by 47 CFR § 51.319 (b); and

4.4.2.4 BellSouth has deployed packet switching capability for its own use.

4.4.3 If there is a dispute as to whether BellSouth must provide Packet Switching, such dispute will be resolved according to the dispute resolution process set forth in Section 12 of the General Terms and Conditions of this Agreement, incorporated herein by this reference.

4.5 **Interoffice Transmission Facilities**

BellSouth shall provide nondiscriminatory access, in accordance with FCC Rule 51.311 and Section 251(c)(3) of the Act, to interoffice transmission facilities on an unbundled basis to Xspedius for the provision of a telecommunications service.

4.6 **Rates**

The prices that Xspedius shall pay to BellSouth for Network Elements and Other Services are set forth in Exhibit C to this Attachment. If Xspedius purchases a service(s) from a tariff, all terms and conditions and rates as set forth in such tariff shall apply.

4.7 **Operational Support Systems (OSS)**

The terms, conditions and rates for OSS are as set forth in Section 2.13 of this Attachment.

5. Unbundled Network Element Combinations

5.1. Unbundled Network Element Combinations shall include: 1) Enhanced Extended Links (EELs); 2) UNE Loops/Special Access Combinations; 3) Loop/Port Combinations; and 4) Transport Combinations.

5.2. For purposes of this Section, references to “Currently Combined” network elements shall mean that such network elements are in fact already combined by BellSouth in the BellSouth network to provide service to a particular end user at a particular location.

5.3. Enhanced Extended Links (EELs)

5.3.1 Where facilities permit and where necessary to comply with an effective FCC and/or State Commission order, or as otherwise mutually agreed by the Parties, BellSouth shall offer access to loop and transport combinations, also known as the Enhanced Extended Link (“EEL”) as defined in Section 5.3.2 below.

5.3.2 Subject to Section 5.3.3 below, BellSouth will provide access to the EEL in the combinations set forth in Section 5.3.4 following. This offering is intended to provide connectivity from an end user’s location through that end user’s SWC to Xspedius’s POP serving wire center. The circuit must be connected to Xspedius’s switch for the purpose of provisioning telephone exchange service to Xspedius’s end-user customers. The EEL will be connected to Xspedius’s facilities in Xspedius’s collocation space at the POP SWC, or Xspedius may purchase BellSouth’s access facilities between Xspedius’s POP and Xspedius’s collocation space at the POP SWC.

5.3.3 BellSouth shall provide EEL combinations to Xspedius in Georgia regardless of whether or not such EELs are Currently Combined. In all other states, BellSouth shall make available to Xspedius those EEL combinations described in Section 5.3.4 below only to the extent such combinations are Currently Combined. Furthermore, BellSouth will make available EEL combinations to Xspedius in density Zone 1, as defined in 47 CFR 69.123 as of January 1, 1999, in the Atlanta, GA; Miami, FL; Orlando, FL; Ft. Lauderdale, FL; Charlotte-Gastonia-Rock Hill, NC; Greensboro-Winston Salem-High Point, NC; Nashville, TN; and New Orleans, LA, MSAs regardless of whether or not such EELs are Currently Combined. Except as stated above, EELs will be provided to Xspedius only to the extent such network elements are Currently Combined.

5.3.4 EEL Combinations

- 5.3.4.1 DS1 Interoffice Channel + DS1 Channelization + 2-wire VG Local Loop
- 5.3.4.2 DS1 Interoffice Channel + DS1 Channelization + 4-wire VG Local Loop
- 5.3.4.3 DS1 Interoffice Channel + DS1 Channelization + 2-wire ISDN Local Loop
- 5.3.4.4 DS1 Interoffice Channel + DS1 Channelization + 4-wire 56 kbps Local Loop
- 5.3.4.5 DS1 Interoffice Channel + DS1 Channelization + 4-wire 64 kbps Local Loop
- 5.3.4.6 DS1 Interoffice Channel + DS1 Local Loop
- 5.3.4.7 DS3 Interoffice Channel + DS3 Local Loop
- 5.3.4.8 STS-1 Interoffice Channel + STS-1 Local Loop
- 5.3.4.9 DS3 Interoffice Channel + DS3 Channelization + DS1 Local Loop
- 5.3.4.10 STS-1 Interoffice Channel + DS3 Channelization + DS1 Local Loop
- 5.3.4.11 2-wire VG Interoffice Channel + 2-wire VG Local Loop
- 5.3.4.12 4wire VG Interoffice Channel + 4-wire VG Local Loop
- 5.3.4.13 4-wire 56 kbps Interoffice Channel + 4-wire 56 kbps Local Loop
- 5.3.4.14 4-wire 64 kbps Interoffice Channel + 4-wire 64 kbps Local Loop
- 5.3.5 EEL combinations for DS1 level and above will be available only when Xspedius provides and handles at least one third of the end user's local traffic over the facility provided. In addition, on the DS1 loop portion of the combination, at least fifty (50) percent of the activated channels must have at least five (5) percent local voice traffic individually and, for the entire DS1 facility, at least ten (10) percent of the traffic must be local voice traffic.
- 5.3.6 When combinations of loop and transport network elements include multiplexing, each of the individual DS1 circuits must meet the above criteria.
- 5.3.7 Special Access Service Conversions
 - 5.3.7.1 Xspedius may not convert special access services to combinations of loop and transport network elements, whether or not Xspedius self-provides its entrance facilities (or obtains entrance facilities from a third party), unless Xspedius uses the combination to provide a significant amount of local exchange service, in addition to exchange access service, to a particular customer. To the extent Xspedius requests to convert any special access services to combinations of loop and transport network elements at UNE prices, Xspedius shall provide to BellSouth a letter certifying that Xspedius is providing a significant amount of local exchange

service (as described in this Section) over such combinations. The certification letter shall also indicate under what local usage option Xspedius seeks to qualify for conversion of special access circuits. Xspedius shall be deemed to be providing a significant amount of local exchange service over such combinations if one of the following options is met:

- 5.3.7.1.1 Xspedius certifies that it is the exclusive provider of an end user's local exchange service. The loop-transport combinations must terminate at Xspedius's collocation arrangement in at least one BellSouth central office. This option does not allow loop-transport combinations to be connected to BellSouth's tariffed services. Under this option, Xspedius is the end user's only local service provider, and thus, is providing more than a significant amount of local exchange service. Xspedius can then use the loop-transport combinations that serve the end user to carry any type of traffic, including using them to carry 100 percent interstate access traffic; or
- 5.3.7.1.2 Xspedius certifies that it provides local exchange and exchange access service to the end user customer's premises and handles at least one third of the end user customer's local traffic measured as a percent of total end user customer local dialtone lines; and for DS1 circuits and above, at least 50 percent of the activated channels on the loop portion of the loop-transport combination have at least 5 percent local voice traffic individually, and the entire loop facility has at least 10 percent local voice traffic. When a loop-transport combination includes multiplexing, each of the individual DS1 circuits must meet this criteria. The loop-transport combination must terminate at Xspedius's collocation arrangement in at least one BellSouth central office. This option does not allow loop-transport combinations to be connected to BellSouth tariffed services; or
- 5.3.7.1.3 Xspedius certifies that at least 50 percent of the activated channels on a circuit are used to provide originating and terminating local dialtone service and at least 50 percent of the traffic on each of these local dialtone channels is local voice traffic, and that the entire loop facility has at least 33 percent local voice traffic. When a loop-transport combination includes multiplexing, each of the individual DS1 circuits must meet this criteria. This option does not allow loop-transport combinations to be connected to BellSouth's tariffed services. Under this option, collocation is not required. Xspedius does not need to provide a defined portion of the end user's local service, but the active channels on any loop-transport combination, and the entire facility, must carry the amount of local exchange traffic specified in this option.
- 5.3.7.2 In addition, there may be extraordinary circumstances where Xspedius is providing a significant amount of local exchange service, but does not qualify under any of the three options set forth in Section 5.3.7.1. In such case, Xspedius may petition the FCC for a waiver of the local usage options set forth in the June 2, 2000 Order. If a waiver is granted, then upon Xspedius's request the Parties shall amend this Agreement to the extent necessary to incorporate the terms of such waiver for such extraordinary circumstance.

- 5.3.7.3 BellSouth may at its sole discretion audit Xspedius records in order to verify the type of traffic being transmitted over combinations of loop and transport network elements. The audit shall be conducted by a third party independent auditor, and Xspedius shall be given thirty days written notice of scheduled audit. Such audit shall occur no more than one time in a calendar year, unless results of an audit find noncompliance with the significant amount of local exchange service requirement. In the event of noncompliance, Xspedius shall reimburse BellSouth for the cost of the audit. If, based on its audits, BellSouth concludes that Xspedius is not providing a significant amount of local exchange traffic over the combinations of loop and transport network elements, BellSouth may file a complaint with the appropriate Commission, pursuant to the dispute resolution process as set forth in the Interconnection Agreement. In the event that BellSouth prevails, BellSouth may convert such combinations of loop and transport network elements to special access services and may seek appropriate retroactive reimbursement from Xspedius.
- 5.3.7.4 Xspedius may convert special access circuits to combinations of loop and transport UNEs pursuant to the terms of this Section and subject to the termination provisions in the applicable special access tariffs, if any.
- 5.3.8 Rates
- 5.3.8.1 Georgia
- 5.3.8.2 The non-recurring and recurring rates for the EEL Combinations of network elements set forth in 5.3.4, whether Currently Combined or new, are as set forth in Exhibit C of this Attachment.
- 5.3.8.3 On an interim basis, for combinations of loop and transport network elements not set forth in Section 5.3.4, where the elements are not Currently Combined but are ordinarily combined in BellSouth's network, the non-recurring and recurring charges for such UNE combinations shall be the sum of the stand-alone non-recurring and recurring charges of the network elements which make up the combination. These interim rates shall be subject to true-up based on the Commission's review of BellSouth's cost studies.
- 5.3.8.4 To the extent that Xspedius seeks to obtain other combinations of network elements that BellSouth ordinarily combines in its network which have not been specifically priced by the Commission when purchased in combined form, Xspedius, at its option, can request that such rates be determined pursuant to the BFR/NBR process set forth in this Agreement.
- 5.3.8.5 All Other States
- 5.3.8.5.1 Subject to Section 5.3.2 and 5.3.3 preceding, for all other states, the non-recurring and recurring rates for the Currently Combined EEL combinations set forth in Section 5.3.4 and other Currently Combined network elements will be the sum of

the recurring rates for the individual network elements plus a non recurring charge set forth in Exhibit C of this Attachment.

5.3.8.6 Multiplexing

5.3.8.6.1 Where multiplexing functionality is required in connection with loop and transport combinations, such multiplexing will be provided at the rates and on the terms set forth in this Agreement.

5.4 **Other Network Element Combinations**

5.4.1.1 In the state of Georgia, BellSouth shall make available to Xspedius, in accordance with Section 5.4.2.1 below: (1) combinations of network elements other than EELs that are Currently Combined; and (2) combinations of network elements other than EELs that are not Currently Combined but that BellSouth ordinarily combines in its network. In all other states, BellSouth shall make available to Xspedius, in accordance with Section 5.4.2.2 below, combinations of network elements other than EELs only to the extent such combinations are Currently Combined.

5.4.2 Rates

5.4.2.1 Georgia

5.4.2.1.1 The non-recurring and recurring rates for Other Network Element combinations, whether Currently Combined or new, are as set forth in Exhibit C of this Attachment.

5.4.2.1.2 On an interim basis, for Other NetworkElement combinations where the elements are not Currently Combined but are ordinarily combined in BellSouth's network, the non-recurring and recurring charges for such UNE combinations shall be the sum of the stand-alone non-recurring and recurring charges of the network elements which make up the combination. These interim rates shall be subject to true-up based on the Commission's review of BellSouth's cost studies.

5.4.2.1.3 To the extent that Xspedius seeks to obtain other combinations of network elements that BellSouth ordinarily combines in its network which have not been specifically priced by the Commission when purchased in combined form, Xspedius, at its option, can request that such rates be determined pursuant to the BFR/NBR process set forth in this Agreement.

5.4.2.2 All Other States

5.4.2.2.1 For all other states, the non-recurring and recurring rates for the Other Network Element Combinations that are Currently Combined will be the sum of the recurring rates for the individual network elements plus a non recurring charge set forth in Exhibit C of this Attachment.

5.5 **UNE/Special Access Combinations**

5.5.1 Additionally, BellSouth shall make available to Xspedius a combination of an unbundled loop and tariffed special access interoffice facilities. To the extent Xspedius will require multiplexing functionality in connection with such combination, BellSouth will provide access to multiplexing within the central office pursuant to the terms, conditions and rates set forth in its Access Services Tariffs. The tariffed special access interoffice facilities and any associated tariffed services, including but not limited to multiplexing, shall not be eligible for conversion to UNEs as described in Section 5.3.7.

5.5.2 Rates

5.5.2.1 The non-recurring and recurring rates for UNE/Special Access Combinations will be the sum of the unbundled loop rates as set forth in Exhibit C and the interoffice transport rates and multiplexing rates as set forth in the Access Services Tariff.

5.6 **Port/Loop Combinations**

5.6.1 At Xspedius's request, BellSouth shall provide access to combinations of port and loop network elements, as set forth in Section 5.6.3 below, that are Currently Combined in BellSouth's network except as specified in Sections 5.6.1.1 and 5.6.1.2 below.

5.6.1.1 BellSouth shall not provide combinations of port and loop network elements on an unbundled basis in locations where, pursuant to FCC rules, BellSouth is not required to provide circuit switching as an unbundled network element.

5.6.1.2 In accordance with effective and applicable FCC rules, BellSouth shall not be required to provide circuit switching as an unbundled network element in density Zone 1, as defined in 47 CFR 69.123 as of January 1, 1999 of the Atlanta, GA; Miami, FL; Orlando, FL; Ft. Lauderdale, FL; Charlotte-Gastonia-Rock Hill, NC; Greensboro-Winston Salem-High Point, NC; Nashville, TN; and New Orleans, LA, MSAs to Xspedius if Xspedius's customer has 4 or more DS0 equivalent lines.

5.6.2 Combinations of port and loop network elements provide local exchange service for the origination or termination of calls. BellSouth shall make available the following loop and port combinations at the terms and at the rates set forth below:

5.6.2.1 In Georgia, BellSouth shall provide to Xspedius combinations of port and loop network elements to Xspedius on an unbundled basis regardless of whether or not such combinations are Currently Combined except in those locations where BellSouth is not required to provide circuit switching, as set forth in Section 5.6.1.2 above. The rates for such combinations shall be the cost based rates set forth in Exhibit C of this Attachment.

- 5.6.2.2 In all other states, BellSouth shall provide to Xspedius combinations of port and loop network elements on an unbundled basis if such combinations are Currently Combined, except in those locations where BellSouth is not required to provide unbundled circuit switching, as set forth in Sections 5.6.1.1 and 5.6.1.2 above. The rates for such combinations shall be the cost based rates set forth in Exhibit C of this Attachment.
- 5.6.2.3 In all states other than Georgia, except in those locations where BellSouth is not required to provide unbundled circuit switching, as set forth in Sections 5.6.1.1 and 5.6.1.2, BellSouth shall provide to Xspedius combinations of port and loop network elements that are not Currently Combined. The rates for such combinations shall be negotiated by the Parties.
- 5.6.2.4 In those locations where BellSouth is not required to provide unbundled circuit switching, as set forth in Sections 5.6.1.1 and 5.6.1.2, BellSouth shall provide to Xspedius combinations of port and loop network elements whether or not such combinations are Currently Combined. The rates for Currently Combined combinations are the market based rates as set forth in Exhibit C. The rates for not Currently Combined combinations shall be negotiated by the Parties.
- 5.6.3 Combination Offerings
- 5.6.3.1 2-wire voice grade port, voice grade loop, unbundled end office switching, unbundled end office trunk port, common transport per mile per MOU, common transport facilities termination, tandem switching, and tandem trunk port.
- 5.6.3.2 2-wire voice grade DID port, voice grade loop, unbundled end office switching, unbundled end office trunk port, common transport per mile per MOU, common transport facilities termination, tandem switching, and tandem trunk port.
- 5.6.3.3 2-wire CENTREX port, voice grade loop, unbundled end office switching, unbundled end office trunk port, common transport per mile per MOU, common transport facilities termination, tandem switching, and tandem trunk port.
- 5.6.3.4 2-wire ISDN Basic Rate Interface, voice grade loop, unbundled end office switching, unbundled end office trunk port, common transport per mile per MOU, common transport facilities termination, tandem switching, and tandem trunk port.
- 5.6.3.5 2-wire ISDN Primary Rate Interface, DS1 loop, unbundled end office switching, unbundled end office trunk port, common transport per mile per MOU, common transport facilities termination, tandem switching, and tandem trunk port.
- 5.6.3.6 4-wire DS1 Trunk port, DS1 Loop, unbundled end office switching, unbundled end office trunk port, common transport per mile per MOU, common transport facilities termination, tandem switching, and tandem trunk port.

5.7 Rates

The prices that Xspedius shall pay to BellSouth for Network Elements and Other Services are set forth in Exhibit C to this Attachment. If Xspedius purchases a service(s) from a tariff, all terms and conditions and rates as set forth in such tariff shall apply.

5.8 **Operational Support Systems (OSS)**

The terms, conditions and rates for OSS areas set forth in Section 2.13 of this Attachment.

6. **Transport, Channelization and Dark Fiber**

All of the negotiated rates, terms and conditions set forth in this Section pertain to the provision of unbundled transport and dark fiber.

6.1 **Transport**

6.1.1 Interoffice transmission facility network elements include:

6.1.1.1 Dedicated transport, defined as BellSouth's transmission facilities, is dedicated to a particular customer or carrier that provides telecommunications between wire centers or switches owned by BellSouth, or between wire centers and switches owned by BellSouth and Xspedius.

6.1.1.2 Dark Fiber transport, defined as BellSouth's optical transmission facilities without attached signal regeneration, multiplexing, aggregation or other electronics;

6.1.1.3 Common (Shared) transport, defined as transmission facilities shared by more than one carrier, including BellSouth, between end office switches, between end office switches and tandem switches, and between tandem switches, in BellSouth's network.

6.2 BellSouth shall:

6.2.1 Provide Xspedius exclusive use of interoffice transmission facilities dedicated to a particular customer or carrier, or shared use of the features, functions, and capabilities of interoffice transmission facilities shared by more than one customer or carrier;

6.2.2 Provide all technically feasible transmission facilities, features, functions, and capabilities that Xspedius could use to provide telecommunications services;

6.2.3 Permit, to the extent technically feasible, Xspedius to connect such interoffice facilities to equipment designated by Xspedius, including but not limited to, Xspedius's collocated facilities; and

6.2.4 Permit, to the extent technically feasible, Xspedius to obtain the functionality provided by BellSouth's digital cross-connect systems in the same manner that BellSouth provides such functionality to interexchange carriers.

6.3 **Common (Shared) Transport**

6.3.1 Definition of Common (Shared) Transport

6.3.1.1 Common (Shared) Transport is an interoffice transmission path between two BellSouth end-offices, BellSouth end-office and a local tandem, or between two local tandems. Where BellSouth Network Elements are connected by intra-office wiring, such wiring is provided as a part of the Network Elements and is not Common (Shared) Transport.

6.3.2 Technical Requirements of Common (Shared) Transport

6.3.2.1 Common (Shared) Transport provided on DS1 or VT1.5 circuits, shall, at a minimum, meet the performance, availability, jitter, and delay requirements specified for Central Office to Central Office ("CO to CO") connections in the appropriate industry standards.

6.3.2.2 Common (Shared) Transport provided on DS3 circuits, STS-1 circuits, and higher transmission bit rate circuits, shall, at a minimum, meet the performance, availability, jitter, and delay requirements specified for CO to CO connections in the appropriate industry standards.

6.3.2.3 BellSouth shall be responsible for the engineering, provisioning, and maintenance of the underlying equipment and facilities that are used to provide Common (Shared) Transport.

6.3.2.4 At a minimum, Common (Shared) Transport shall meet all of the requirements set forth in the applicable industry standard technical references.

6.4 **Dedicated Transport**

6.4.1 Definitions

6.4.2 Dedicated Transport is defined as BellSouth transmission facilities dedicated to a particular customer or carrier that provide telecommunications between wire centers owned by BellSouth or requesting telecommunications carriers, or between switches owned by BellSouth or requesting telecommunications carriers.

6.4.3 Unbundled Local Channel

6.4.4 Unbundled Local Channel is the dedicated transmission path between Xspedius's Point of Presence and the BellSouth Serving Wire Center's collocation.

- 6.4.5 Unbundled Interoffice Channel.
- 6.4.6 Unbundled Interoffice Channel is the dedicated transmission path that provides telecommunication between BellSouth's Serving Wire Centers' collocations.
- 6.4.7 BellSouth shall offer Dedicated Transport in each of the following ways
- 6.4.7.1 As capacity on a shared UNE facility.
- 6.4.7.2 As a circuit (e.g., DS0, DS1, DS3) dedicated to Xspedius. This circuit shall consist of an Unbundled Local Channel or an Unbundled Interoffice Channel or both.
- 6.4.8 When Dedicated Transport is provided it shall include:
- 6.4.8.1 Transmission equipment such as, line terminating equipment, amplifiers, and regenerators;
- 6.4.8.2 Inter-office transmission facilities such as optical fiber, copper twisted pair, and coaxial cable.
- 6.4.9 Rates for Dedicated Transport are listed in this Attachment. For those states that do not contain rates in this Attachment the rates in the applicable State Access Tariff will apply as interim rates. When final rates are developed, these interim rates will be subject to true up, and the Parties will amend the Agreement to reflect the new rates.
- 6.4.10 Technical Requirements
- 6.4.10.1 This Section sets forth technical requirements for all Dedicated Transport.
- 6.4.10.2 When BellSouth provides Dedicated Transport, the entire designated transmission service (e.g., DS0, DS1, DS3) shall be dedicated to Xspedius designated traffic.
- 6.4.10.3 BellSouth shall offer Dedicated Transport in all technologies that become available including, but not limited to, (1) DS0, DS1 and DS3 transport services, and (2) SONET at available transmission bit rates.
- 6.4.10.4 For DS1 or VT1.5 circuits, Dedicated Transport shall, at a minimum, meet the performance, availability, jitter, and delay requirements specified for Customer Interface to Central Office ("CI to CO") connections in the appropriate industry standards.
- 6.4.10.5 Where applicable, for DS3, Dedicated Transport shall, at a minimum, meet the performance, availability, jitter, and delay requirements specified for CI to CO connections in the appropriate industry standards.

- 6.4.10.6 BellSouth shall offer the following interface transmission rates for Dedicated Transport:
- 6.4.10.6.1 DS0 Equivalent;
 - 6.4.10.6.2 DS1;
 - 6.4.10.6.3 DS3;
 - 6.4.10.6.4 SDH (Synchronous Digital Hierarchy) Standard interface rates in accordance with International Telecommunications Union (ITU) Recommendation G.707 and Plesiochronous Digital Hierarchy (PDH) rates per ITU Recommendation G.704.
 - 6.4.10.6.5 When Dedicated Transport is provided, BellSouth shall design it according to BellSouth's network infrastructure to allow for the termination points specified by Xspedius.
- 6.4.11 At a minimum, Dedicated Transport shall meet each of the requirements set forth in the applicable industry technical references.
- 6.4.11.1 BellSouth Technical References:
 - 6.4.11.2 TR-TSY-000191 Alarm Indication Signals Requirements and Objectives, Issue 1, May 1986.
 - 6.4.11.3 TR 73501 LightGate[®] Service Interface and Performance Specifications, Issue D, June 1995.
 - 6.4.11.4 TR 73525 MegaLink[®] Service, MegaLink Channel Service and MegaLink Plus Service Interface and Performance Specifications, Issue C, May 1996.
- 6.4.12 Provided that the facility is used to transport a significant amount of local exchange services Xspedius shall be entitled to convert existing interoffice transmission facilities (i.e., special access) to the corresponding interoffice transport network element option.

6.5 **Unbundled Channelization**

- 6.5.1 BellSouth agrees to offer access to Unbundled Channelization when available pursuant to following terms and conditions and at the rates set forth in the Attachment. Channelization will be offered with both the high and the low speed sides to be connected to collocation.
- 6.5.2 **Definition**
- 6.5.2.1 Unbundled Channelization (UC) provides the multiplexing capability that will allow a DS1 (1.544 Mbps) or DS3 (44.736 Mbps) or STS-1 Unbundled Network

Element (UNE) or collocation cross-connect to be multiplexed or channelized at a BellSouth central office. This can be accomplished through the use of a stand-alone multiplexer or a digital cross-connect system at the discretion of BellSouth. Once UC has been installed, Xspedius can have channels activated on an as-needed basis by having BellSouth connect lower level UNEs via Central Office Channel Interfaces (COCI).

- 6.5.3 Channelization capabilities will be as follows:
 - 6.5.3.1 DS3 Channelization System: An element that channelizes a DS3 signal into 28 DS1s/STS-1s.
 - 6.5.3.2 DS1 Channelization System: An element that channelizes a DS1 signal into 24 DS0s.
 - 6.5.3.3 Central Office Channel Interfaces (COCI): Elements that can be activated on a channelization system.
- 6.5.4 DS1 Central Office Channel Interface elements can be activated on a DS3 Channelization System.
- 6.5.5 Voice Grade and Digital Data Central Office Channel Interfaces can be activated on a DS1 Channelization System.
- 6.5.6 AMI and B8ZS line coding with either Super Frame (SF) and Extended Super Frame (ESF) framing formats will be supported as options.
- 6.5.7 COCI will be billed on the lower level UNE order that is interfacing with the UC arrangement and will have to be compatible with those UNEs.
- 6.5.8 Technical Requirements
 - 6.5.8.1 In order to assure proper operation with BellSouth provided central office multiplexing functionality, the customer's channelization equipment must adhere strictly to form and protocol standards. Separate standards exist for the multiplex channel bank, for voice frequency encoding, for various signaling schemes, and for subrate digital access.
 - 6.5.8.2 DS0 to DS1 Channelization
 - 6.5.8.2.1 The DS1 signal must be framed utilizing the framing structure defined in ANSI T1.107, Digital Hierarchy Formats Specifications and ANSI T1.403.02, DS1 Robbed-bit Signaling State Definitions. DS0 to DS1 Channelization requirements are essential the same as defined in BellSouth Technical Reference 73525,

MegaLink[®] Service, MegaLink[®] Channel Service, MegaLink[®] Plus Service, and MegaLink[®] Light Service Interface and Performance Specification.

6.5.8.3 DS1 to DS3 Channelization

6.5.8.3.1 The DS3 signal must be framed utilizing the framing structure define in ANSI T1.107, Digital Hierarchy Formats Specifications. DS1 to DS3 Channelization requirements are essentially the same as defined in BellSouth Technical Reference 73501, LightGate[®] Service Interface and Performance Specifications. The asynchronous M13 multiplex format (combination of M12 and M23 formats) is specified for terminal equipment that multiplexes 28 DS1s into a DS3.

6.5.8.4 DS1 to STS Channelization

6.5.8.4.1 The STS-1 signal must be framed utilizing the framing structure define in ANSI T1.105, Synchronous Optical Network (SONET) – Basic Description Including Multiplex Structure, Rates and Formats and T1.105.02, Synchronous Optical Network (SONET) – Payload Mappings. DS1 to STS Channelization requirements are essentially the same as defined in BellSouth Technical Reference TR 73501, LightGate[®] Service Interface and Performance Specifications.

6.6 **Dark Fiber**

6.6.1 Definition

6.6.2 Dark Fiber is optical transmission facilities without attached multiplexing, aggregation or other electronics that connects two points within BellSouth's network. Dark Fiber is unused strands of optical fiber. It may be strands of optical fiber existing in aerial or underground structure. No line terminating elements terminated to such strands to operationalize its transmission capabilities will be available.

6.6.3 Requirements

6.6.3.1 BellSouth shall make available Dark Fiber where it exists in BellSouth's network and where, as a result of future building or deployment, it becomes available. If BellSouth has plans to use the fiber within a two-year period, there is no requirement to provide said fiber to Xspedius.

6.6.3.2 If the requested dark fiber has any lightwave repeater equipment interspliced to it, BellSouth will remove such equipment at Xspedius's request subject to time and materials charges.

6.6.3.3 Xspedius may test the quality of the Dark Fiber to confirm its usability and performance specifications.

- 6.6.3.4 BellSouth shall use its best efforts to provide to Xspedius information regarding the location, availability and performance of Dark Fiber within ten (10) business days for a records based answer and twenty (20) business days for a field based answer, after receiving a request from Xspedius ("Request"). Within such time period, BellSouth shall send written confirmation of availability of the Dark Fiber ("Confirmation"). From the time of the Request to one hundred and twenty (120) days after Confirmation, BellSouth shall hold such requested Dark Fiber for Xspedius's use and may not allow any other Party to use such media, including BellSouth. If a Dark Fiber firm order is not received within the one hundred and twenty day period, the Dark Fiber will revert to BellSouth's Dark Fiber inventory.
- 6.6.3.5 BellSouth shall use its best efforts to make Dark Fiber available to Xspedius within thirty (30) business days after it receives written confirmation from Xspedius that the Dark Fiber previously deemed available by BellSouth is wanted for use by Xspedius. This includes identification of appropriate connection points (e.g., Light Guide Interconnection (LGX) or splice points) to enable Xspedius to connect or splice Xspedius provided transmission media (e.g., optical fiber) or equipment to the Dark Fiber.
- 6.6.3.6 Dark Fiber shall meet the manufacturer's design specifications.
- 6.6.3.7 Xspedius may splice and test Dark Fiber obtained from BellSouth using Xspedius or Xspedius designated personnel. BellSouth shall provide appropriate interfaces to allow splicing and testing of Dark Fiber. BellSouth shall provide an excess cable length of 25 feet minimum (for fiber in underground conduit) to allow the uncoiled fiber to reach from the manhole to a splicing van.

6.7 **Rates**

- 6.7.1 The prices that Xspedius shall pay to BellSouth for Network Elements and Other Services are set forth in Exhibit C to this Attachment. If Xspedius purchases a service(s) from a tariff, all terms and conditions and rates as set forth in such tariff shall apply.

6.8 **Operational Support Systems (OSS)**

The terms, conditions and rates for OSS are as set forth in Section 2.13 of this Attachment.

7. **BellSouth SWA 8XX Toll Free Dialing Ten Digit Screening Service**

All of the negotiated rates, terms and conditions set forth in this Section pertain to the provision of 8XX Access Ten Digit Screening Services.

- 7.1 BellSouth SWA 8XX Toll Free Dialing Ten Digit Screening Service database

7.1.1 The BellSouth SWA 8XX Toll Free Dialing Ten Digit Screening Service database (herein known as 8XX SCP) is a SCP that contains customer record information and functionality to provide call-handling instructions for 8XX calls. The 8XX SCP IN software stores data downloaded from the national SMS and provides the routing instructions in response to queries from the SSP or tandem. The BellSouth SWA 8XX Toll Free Dialing Ten Digit Screening Service (herein know as 8XX TFD), utilizes the 8XX SCP to provide identification and routing of the 8XX calls, based on the ten digits dialed. 8XX TFD is provided with or without POTS number delivery, dialing number delivery, and other optional complex features as selected by Xspedius. BellSouth shall provide 8XX TFD in accordance with the following:

7.1.2 Technical Requirements

7.1.2.1 BellSouth shall provide Xspedius with access to the 8XX record information located in the 8XX SCP. The 8XX SCP contains current records as received from the national SMS and will provide for routing 8XX originating calls based on the dialed ten digit 8XX number.

7.1.2.2 The 8XX SCP is designated to receive and respond to queries using the American National Standard Specification of Signaling System Seven (SS7) protocol. The 8XX SCP shall determine the carrier identification based on all ten digits of the dialed number and route calls to the carrier, POTS number, dialing number and/or other optional feature selected by Xspedius.

7.1.2.3 The SCP shall also provide, at Xspedius's option, such additional feature as described in SR-TSV-002275 (BOC Notes on BellSouth Networks, SR-TSV-002275, Issue 2, (Telcordia (formerly BellCore), April 1994)) as are available to BellSouth. These may include but are not limited to:

7.1.2.3.1 Network Management;

7.1.2.3.2 Customer Sample Collection; and

7.1.2.3.3 Service Maintenance.

7.2 **Rates**

The prices that Xspedius shall pay to BellSouth for Network Elements and Other Services are set forth in Exhibit C to this Attachment. . If Xspedius purchases a service(s) from a tariff, all terms and conditions and rates as set forth in such tariff shall apply.

7.3 **Operational Support Systems (OSS)**

The terms, conditions and rates for OSS are as set forth in Section 2.13 of this Attachment.

8 Line Information Database (LIDB)

8.1 All of the negotiated rates, terms and conditions set forth in this Section pertain to the provision of LIDB.

8.2 BellSouth will store in its LIDB only records relating to service in the BellSouth region. The LIDB Storage Agreement is included in this Attachment.

8.2.1 Definition

8.2.2 The Line Information Database (LIDB) is a transaction-oriented database accessible through Common Channel Signaling (CCS) networks. It contains records associated with end user Line Numbers and Special Billing Numbers. LIDB accepts queries from other Network Elements and provides appropriate responses. The query originator need not be the owner of LIDB data. LIDB queries include functions such as screening billed numbers that provides the ability to accept Collect or Third Number Billing calls and validation of Telephone Line Number based non-proprietary calling cards. The interface for the LIDB functionality is the interface between BellSouth's CCS network and other CCS networks. LIDB also interfaces to administrative systems.

8.2.3 Technical Requirements

8.2.4 BellSouth will offer to Xspedius any additional capabilities that are developed for LIDB during the life of this Agreement.

8.2.4.1 BellSouth shall process Xspedius's Customer records in LIDB at least at parity with BellSouth customer records, with respect to other LIDB functions. BellSouth shall indicate to Xspedius what additional functions (if any) are performed by LIDB in the BellSouth network.

8.2.4.2 Within two (2) weeks after a request by Xspedius, BellSouth shall provide Xspedius with a list of the customer data items, which Xspedius would have to provide in order to support each required LIDB function. The list shall indicate which data items are essential to LIDB function, and which are required only to support certain services. For each data item, the list shall show the data formats, the acceptable values of the data item and the meaning of those values.

8.2.4.3 BellSouth shall provide LIDB systems for which operating deficiencies that would result in calls being blocked shall not exceed 30 minutes per year.

8.2.4.4 BellSouth shall provide LIDB systems for which operating deficiencies that would not result in calls being blocked shall not exceed 12 hours per year.

- 8.2.4.5 BellSouth shall provide LIDB systems for which the LIDB function shall be in overload no more than 12 hours per year.
- 8.2.4.6 All additions, updates and deletions of Xspedius data to the LIDB shall be solely at the direction of Xspedius. Such direction from Xspedius will not be required where the addition, update or deletion is necessary to perform standard fraud control measures (e.g., calling card auto-deactivation).
- 8.2.4.7 BellSouth shall provide priority updates to LIDB for Xspedius data upon Xspedius's request (e.g., to support fraud detection) via password-protected telephone card, facsimile, or electronic mail within one hour of notice from the established BellSouth contact.
- 8.2.4.8 BellSouth shall provide LIDB systems such that no more than 0.01% of Xspedius customer records will be missing from LIDB, as measured by Xspedius audits. BellSouth will audit Xspedius records in LIDB against DBAS to identify record mismatches and provide this data to a designated Xspedius contact person to resolve the status of the records and BellSouth will update system appropriately. BellSouth will refer record of mis-matches to Xspedius within one business day of audit. Once reconciled records are received back from Xspedius, BellSouth will update LIDB the same business day if less than 500 records are received before 1:00PM Central Time. If more than 500 records are received, BellSouth will contact Xspedius to negotiate a time frame for the updates, not to exceed three business days.
- 8.2.4.9 BellSouth shall perform backup and recovery of all of Xspedius's data in LIDB including sending to LIDB all changes made since the date of the most recent backup copy, in at least the same time frame BellSouth performs backup and recovery of BellSouth data in LIDB for itself. Currently, BellSouth performs backups of the LIDB for itself on a weekly basis and when a new software release is scheduled, a backup is performed prior to loading the new release.
- 8.2.4.10 BellSouth shall provide Xspedius with LIDB reports of data, which are missing or contain errors, as well as any misrouted errors, within a reasonable time period as negotiated between Xspedius and BellSouth.
- 8.2.4.11 BellSouth shall prevent any access to or use of Xspedius data in LIDB by BellSouth personnel that are outside of established administrative and fraud control personnel, or by any other Party that is not authorized by Xspedius in writing.
- 8.2.4.12 BellSouth shall provide Xspedius performance of the LIDB Data Screening function, which allows a LIDB to completely or partially deny specific query originators access to LIDB data owned by specific data owners, for Customer Data that is part of an NPA-NXX or RAO-0/1XX wholly or partially owned by Xspedius at least at parity with BellSouth Customer Data. BellSouth shall obtain

from Xspedius the screening information associated with LIDB Data Screening of Xspedius data in accordance with this requirement. BellSouth currently does not have LIDB Data Screening capabilities. When such capability is available, BellSouth shall offer it to Xspedius under the BFR/NBR as set forth in General Terms and Conditions.

- 8.2.4.13 BellSouth shall accept queries to LIDB associated with Xspedius customer records, and shall return responses in accordance with industry standards.
- 8.2.4.14 BellSouth shall provide mean processing time at the LIDB within 0.50 seconds under normal conditions as defined in industry standards.
- 8.2.4.15 BellSouth shall provide processing time at the LIDB within 1 second for 99% of all messages under normal conditions as defined in industry standards.

8.2.5 Interface Requirements

- 8.2.6 BellSouth shall offer LIDB in accordance with the requirements of this subsection.
 - 8.2.6.1 The interface to LIDB shall be in accordance with the technical references contained within.
 - 8.2.6.2 The CCS interface to LIDB shall be the standard interface described herein.
 - 8.2.6.3 The LIDB Data Base interpretation of the ANSI-TCAP messages shall comply with the technical reference herein. Global Title Translation shall be maintained in the signaling network in order to support signaling network routing to the LIDB.

8.3 **Rates**

The prices that Xspedius shall pay to BellSouth for Network Elements and Other Services are set forth in Exhibit C to this Attachment. If Xspedius purchases a service(s) from a tariff, all terms and conditions and rates as set forth in such tariff shall apply.

8.4 **Operational Support Systems (OSS)**

The terms, conditions and rates for OSS are as set forth in Section 2.13 of this Attachment.

9. Signaling

- 9.1 All of the negotiated rates, terms and conditions set forth in this Section pertain to the provision of Signaling Transport Services.
- 9.2 BellSouth agrees to offer access to signaling and access to BellSouth's signaling databases subject to compatibility testing and at the rates set forth in this Attachment. BellSouth may provide mediated access to BellSouth signaling systems and databases. Available signaling elements include signaling links, signal

transfer points and service control points. Signaling functionality will be available with both A-link and B-link connectivity.

9.3 **Signaling Link Transport**

9.3.1 Definition Signaling Link Transport is a set of two or four dedicated 56 Kbps. transmission paths between CLEC-designated Signaling Points of Interconnection (SPOI) that provides appropriate physical diversity.

9.3.2 Technical Requirements

9.3.2.1 Signaling Link Transport shall consist of full duplex mode 56 kbps transmission paths.

9.3.3 Of the various options available, Signaling Link Transport shall perform in the following two ways:

9.3.3.1 As an “A-link” which is a connection between a switch or SCP and a home Signaling Transfer Point Switch (STP) pair; and

9.3.3.2 As a “B-link” which is a connection between two STP pairs in different company networks (e.g., between two STP pairs for two Competitive Local Exchange Carriers (CLECs)).

9.3.4 Signaling Link Transport shall consist of two or more signaling link layers as follows:

9.3.4.1 An A-link layer shall consist of two links.

9.3.4.2 A B-link layer shall consist of four links.

9.3.5 A signaling link layer shall satisfy a performance objective such that:

9.3.5.1 There shall be no more than two minutes down time per year for an A-link layer; and

9.3.5.2 There shall be negligible (less than 2 seconds) down time per year for a B-link layer.

9.3.5.3 A signaling link layer shall satisfy interoffice and intraoffice diversity of facilities and equipment, such that:

9.3.5.3.1 No single failure of facilities or equipment causes the failure of both links in an A-link layer (i.e., the links should be provided on a minimum of two separate physical paths end-to-end); and

9.3.5.3.2 No two concurrent failures of facilities or equipment shall cause the failure of all four links in a B-link layer (i.e., the links should be provided on a minimum of three separate physical paths end-to-end).

9.3.5.4 Interface Requirements

9.3.5.4.1 There shall be a DS1 (1.544 Mbps) interface at the Xspedius designated SPOIs. Each 56 kbps transmission path shall appear as a DS0 channel within the DS1 interface.

9.4 **Signaling Transfer Points (STPs)**

9.4.1 Definition - Signaling Transfer Points is a signaling network function that includes all of the capabilities provided by the signaling transfer point switches (STPs) and their associated signaling links which enable the exchange of SS7 messages among and between switching elements, database elements and signaling transfer point switches.

9.4.2 Technical Requirements

9.4.2.1 STPs shall provide access to Network Elements connected to BellSouth SS7 network. These include:

9.4.2.1.1 BellSouth Local Switching or Tandem Switching;

9.4.2.1.2 BellSouth Service Control Points/DataBases;

9.4.2.1.3 Third-party local or tandem switching;

9.4.2.1.4 Third-party-provided STPs.

9.4.2.2 The connectivity provided by STPs shall fully support the functions of all other Network Elements connected to the BellSouth SS7 network. This explicitly includes the use of the BellSouth SS7 network to convey messages which neither originate nor terminate at a signaling end point directly connected to the BellSouth SS7 network (i.e., transient messages). When the BellSouth SS7 network is used to convey transient messages, there shall be no alteration of the Integrated Services Digital Network User Part (ISDNUP) or Transaction Capabilities Application Part (TCAP) user data that constitutes the content of the message.

9.4.2.3 If a BellSouth tandem switch routes calling traffic, based on dialed or translated digits, on SS7 trunks between a Xspedius local switch and third party local switch, the BellSouth SS7 network shall convey the TCAP messages that are necessary to provide Call Management features (Automatic Callback, Automatic Recall, and Screening List Editing) between Xspedius local STPs and the STPs that provide connectivity with the third party local switch, even if the third party local switch is not directly connected to BellSouth STPs.

- 9.4.2.4 STPs shall provide all functions of the MTP as defined in the applicable industry standard technical references.
- 9.4.2.5 STPs shall provide all functions of the SCCP necessary for Class 0 (basic connectionless) service, as defined in Telcordia (formerly BellCore) ANSI Interconnection Requirements. In particular, this includes Global Title Translation (GTT) and SCCP Management procedures, as specified in T1.112.4. In cases where the destination signaling point is a Xspedius or third party local or tandem switching system directly connected to BellSouth SS7 network, BellSouth shall perform final GTT of messages to the destination and SCCP Subsystem Management of the destination. In all other cases, BellSouth shall perform intermediate GTT of messages to a gateway pair of STPs in an SS7 network connected with BellSouth SS7 network, and shall not perform SCCP Subsystem Management of the destination. If BellSouth performs final GTT to a Xspedius database, then Xspedius agrees to provide BellSouth with the Destination Point Code for the Xspedius database.
- 9.4.2.6 STPs shall provide on a non-discriminatory basis all functions of the OMAP commonly provided by STPs, as specified in the reference in Section 12 of this Attachment. All OMAP functions will be on a "where available" basis and can include:
- 9.4.2.6.1 MTP Routing Verification Test (MRVT); and
- 9.4.2.6.2 SCCP Routing Verification Test (SRVT).
- 9.4.2.7 In cases where the destination signaling point is a BellSouth local or tandem switching system or database, or is a Xspedius or third party local or tandem switching system directly connected to the BellSouth SS7 network, STPs shall perform MRVT and SRVT to the destination signaling point. In all other cases, STPs shall perform MRVT and SRVT to a gateway pair of STPs in an SS7 network connected with the BellSouth SS7 network. This requirement shall be superseded by the specifications for Internetwork MRVT and SRVT if and when these become approved ANSI standards and available capabilities of BellSouth STPs, and if mutually agreed upon by Xspedius and BellSouth.
- 9.4.2.8 STPs shall be on parity with BellSouth.
- 9.4.2.9 SS7 Advanced Intelligent Network (AIN) Access
- 9.4.2.9.1 When technically feasible and upon request by Xspedius, SS7 Access shall be made available in association with switching. SS7 AIN Access is the provisioning of AIN 0.1 triggers in an equipped BellSouth local switch and interconnection of the BellSouth SS7 network with the Xspedius SS7 network to exchange TCAP queries and responses with a Xspedius SCP.

9.4.2.9.2 SS7 AIN Access shall provide Xspedius SCP access to BellSouth local switch in association with switching via interconnection of BellSouth SS7 and Xspedius SS7 Networks. BellSouth shall offer SS7 access through its STPs. If BellSouth requires a mediation device on any part of its network specific to this form of access, BellSouth must route its messages in the same manner. The interconnection arrangement shall result in the BellSouth local switch recognizing the Xspedius SCP as at least at parity with BellSouth's SCP's in terms of interfaces, performance and capabilities.

9.4.3 Interface Requirements

9.4.3.1 BellSouth shall provide the following STPs options to connect Xspedius or Xspedius-designated local switching systems or STPs to the BellSouth SS7 network:

9.4.3.1.1 An A-link interface from Xspedius local switching systems; and,

9.4.3.1.2 A B-link interface from Xspedius local STPs.

9.4.3.2 Each type of interface shall be provided by one or more sets (layers) of signaling links.

9.4.3.3 The Signaling Point of Interconnection (SPOI) for each link shall be located at a cross-connect element, such as a DSX-1, in the Central Office (CO) where BellSouth STP is located. There shall be a DS1 or higher rate transport interface at each of the SPOIs. Each signaling link shall appear as a DS0 channel within the DS1 or higher rate interface. BellSouth shall offer higher rate DS1 signaling for interconnecting Xspedius local switching systems or STPs with BellSouth STPs as soon as these become approved ANSI standards and available capabilities of BellSouth STPs. BellSouth and Xspedius will work jointly to establish mutually acceptable SPOIs.

9.4.3.4 BellSouth CO shall provide intraoffice diversity between the SPOIs and BellSouth STPs, so that no single failure of intraoffice facilities or equipment shall cause the failure of both B-links in a layer connecting to a BellSouth STP. BellSouth and Xspedius will work jointly to establish mutually acceptable SPOIs.

9.4.3.5 STPs shall provide all functions of the MTPAs defined in the applicable industry standard technical references.

9.4.3.6 Message Screening

9.4.3.6.1 BellSouth shall set message screening parameters so as to accept valid messages from Xspedius local or tandem switching systems destined to any signaling point within BellSouth's SS7 network where the Xspedius switching system has a legitimate signaling relation.

- 9.4.3.6.2 BellSouth shall set message screening parameters so as to pass valid messages from Xspedius local or tandem switching systems destined to any signaling point or network accessed through BellSouth's SS7 network where the Xspedius switching system has a legitimate signaling relation.
- 9.4.3.6.3 BellSouth shall set message screening parameters so as to accept and pass/send valid messages destined to and from Xspedius from any signaling point or network interconnected through BellSouth's SS7 network where the Xspedius SCP has a legitimate signaling relation.
- 9.4.4 STPs shall be equal to or better than all of the requirements for STPs set forth in the applicable industry standard technical references.
- 9.5 **Service Control Points/Databases**
- 9.5.1 Definition
- 9.5.1.1 Databases are the Network Elements that provide the functionality for storage of, access to, and manipulation of information required to offer a particular service and/or capability. Databases include, but are not limited to: Local Number Portability, LIDB, Toll Free Number Database, Automatic Location Identification/Data Management System, Calling Name Database, access to Service Creation Environment and Service Management System (SCE/SMS) application databases and Directory Assistance.
- 9.5.2 A Service Control Point (SCP) is a specific type of Database functionality deployed in a Signaling System 7 (SS7) network that executes service application logic in response to SS7 queries sent to it by a switching system also connected to the SS7 network. Service Management Systems provide operational interfaces to allow for provisioning, administration and maintenance of subscriber data and service application data stored in SCPs.
- 9.5.3 Technical Requirements for SCPs/Databases
- 9.5.3.1 Requirements for SCPs/Databases within this section address storage of information, access to information (e.g. signaling protocols, response times), and administration of information (e.g., provisioning, administration, and maintenance). All SCPs/Databases shall be provided to Xspedius in accordance with the following requirements.
- 9.5.3.2 BellSouth shall provide physical access to SCPs through the SS7 network and protocols with TCAP as the application layer protocol.
- 9.5.3.3 BellSouth shall provide physical interconnection to databases via industry standard interfaces and protocols (e.g. SS7, ISDN and X.25).

9.5.3.4 The reliability of interconnection options shall be consistent with requirements for diversity and survivability.

9.5.4 Database Availability

9.5.4.1 Call processing databases shall have a maximum unscheduled unavailability of 30 minutes per year. Unavailability due to software and hardware upgrades shall be scheduled during minimal usage periods and only be undertaken upon proper notification to providers, which might be impacted. Any downtime associated with the provision of call processing related databases will impact all service providers, including BellSouth, equally.

9.5.4.2 The operational interface provided by BellSouth shall complete Database transactions (i.e., add, modify, delete) for Xspedius customer records stored in BellSouth databases within 3 days, or sooner where BellSouth provisions its own customer records within a shorter interval.

9.6 **Local Number Portability Database**

9.6.1 Definition

9.6.2 The Permanent Number Portability (PNP) database supplies routing numbers for calls involving numbers that have been ported from one local service provider to another. PNP is currently being worked in industry forums. The results of these forums will dictate the industry direction of PNP. BellSouth agrees to provide access to the PNP database at rates, terms and conditions as set forth by BellSouth and in accordance with an effective FCC or Commission directive.

9.7 **SS7 Network Interconnection**

9.7.1 Definition.

9.7.2 SS7 Network Interconnection is the interconnection of Xspedius local Signaling Transfer Point Switches (STP) and Xspedius local or tandem switching systems with BellSouth STPs. This interconnection provides connectivity that enables the exchange of SS7 messages among BellSouth switching systems and databases (DBs), Xspedius local or tandem switching systems, and other third-party switching systems directly connected to the BellSouth SS7 network.

9.7.3 Technical Requirements

9.7.3.1 SS7 Network Interconnection shall provide connectivity to all components of the BellSouth SS7 network. These include:

9.7.3.1.1 BellSouth local or tandem switching systems;

9.7.3.1.2 BellSouth DBs; and

- 9.7.3.1.3 Other third-party local or tandem switching systems.
- 9.7.4 The connectivity provided by SS7 Network Interconnection shall fully support the functions of BellSouth switching systems and DBs and Xspedius or other third-party switching systems with A-link access to the BellSouth SS7 network.
- 9.7.5 If traffic is routed based on dialed or translated digits between a Xspedius local switching system and a BellSouth or other third-party local switching system, either directly or via a BellSouth tandem switching system, then it is a requirement that the BellSouth SS7 network convey via SS7 Network Interconnection the TCAP messages that are necessary to provide Call Management services (Automatic Callback, Automatic Recall, and Screening List Editing) between the Xspedius local STPs and BellSouth or other third-party local switch.
- 9.7.6 When the capability to route messages based on Intermediate Signaling Network Identifier (ISNI) is generally available on BellSouth STPs, the BellSouth SS7 Network shall also convey TCAP messages using SS7 Network Interconnection in similar circumstances where the BellSouth switch routes traffic based on a Carrier Identification Code (CIC).
- 9.7.7 SS7 Network Interconnection shall provide all functions of the MTP as specified in ANSI T1.111. This includes:
- 9.7.7.1 Signaling Data Link functions, as specified in ANSI T1.111.2;
- 9.7.7.2 Signaling Link functions, as specified in ANSI T1.111.3; and
- 9.7.7.3 Signaling Network Management functions, as specified in ANSI T1.111.4.
- 9.7.8 SS7 Network Interconnection shall provide all functions of the SCCP necessary for Class 0 (basic connectionless) service, as specified in ANSI T1.112. In particular, this includes Global Title Translation (GTT) and SCCP Management procedures, as specified in T1.112.4. Where the destination signaling point is a BellSouth switching system or DB, or is another third-party local or tandem switching system directly connected to the BellSouth SS7 network, SS7 Network Interconnection shall include final GTT of messages to the destination and SCCP Subsystem Management of the destination. Where the destination signaling point is a Xspedius local or tandem switching system, SS7 Network Interconnection shall include intermediate GTT of messages to a gateway pair of Xspedius local STPs, and shall not include SCCP Subsystem Management of the destination.
- 9.7.9 SS7 Network Interconnection shall provide all functions of the Integrated Services Digital Network User Part (ISDNUP), as specified in ANSI T1.113.
- 9.7.10 SS7 Network Interconnection shall provide all functions of the TCAP, as specified in ANSI T1.114.

- 9.7.11 If and when Internetwork MTP Routing Verification Test (MRVT) and SCCP Routing Verification Test (SRVT) become approved ANSI standards and available capabilities of BellSouth STPs, SS7 Network Interconnection shall provide these functions of the OMAP.
- 9.7.12 SS7 Network Interconnection shall be equal to or better than the following performance requirements:
- 9.7.12.1 MTP Performance, as specified in ANSI T1.111.6;
- 9.7.12.2 SCCP Performance, as specified in ANSI T1.112.5; and
- 9.7.12.3 ISDNUP Performance, as specified in ANSI T1.113.5.
- 9.7.13 Interface Requirements
- 9.7.13.1 BellSouth shall offer the following SS7 Network Interconnection options to connect Xspedius or Xspedius-designated local or tandem switching systems or STPs to the BellSouth SS7 network:
- 9.7.13.1.1 A-link interface from Xspedius local or tandem switching systems; and
- 9.7.13.1.2 B-link interface from Xspedius STPs.
- 9.7.13.2 The Signaling Point of Interconnection (SPOI) for each link shall be located at a cross-connect element, such as a DSX-1, in the Central Office (CO) where the BellSouth STP is located. There shall be a DS1 or higher rate transport interface at each of the SPOIs. Each signaling link shall appear as a DS0 channel within the DS1 or higher rate interface. BellSouth shall offer higher rate DS1 signaling links for interconnecting Xspedius local switching systems or STPs with BellSouth STPs as soon as these become approved ANSI standards and available capabilities of BellSouth STPs. BellSouth and Xspedius will work jointly to establish mutually acceptable SPOI.
- 9.7.13.3 BellSouth CO shall provide intraoffice diversity between the SPOIs and the BellSouth STP, so that no single failure of intraoffice facilities or equipment shall cause the failure of both B-links in a layer connecting to a BellSouth STP. BellSouth and Xspedius will work jointly to establish mutually acceptable SPOI.
- 9.7.13.4 The protocol interface requirements for SS7 Network Interconnection include the MTP, ISDNUP, SCCP, and TCAP. These protocol interfaces shall conform to the applicable industry standard technical references.
- 9.7.13.5 BellSouth shall set message screening parameters to accept messages from Xspedius local or tandem switching systems destined to any signaling point in the BellSouth SS7 network with which the Xspedius switching system has a legitimate signaling relation.

9.7.13.6 SS7 Network Interconnection shall be equal to or better than all of the requirements for SS7 Network Interconnection set forth in the applicable industry standard technical references.

9.8 Rates

The prices that Xspedius shall pay to BellSouth for Network Elements and Other Services are set forth in Exhibit C to this Attachment. If Xspedius purchases a service(s) from a tariff, all terms and conditions and rates as set forth in such tariff shall apply.

9.9 Operational Support Systems (OSS)

The terms, conditions and rates for OSS are as set forth in Section 2.13 of this Attachment.

10. Operator Call Processing, Inward Operator Services and Directory Assistance Services

10.1 All of the negotiated rates, terms and conditions set forth in this Section pertain to the provision of Operator Call Processing, Inward Operator Services and Directory Assistance Services.

10.2 Operator Systems

10.2.1 Definition. Operator Systems is the Network Element that provides operator and automated call handling and billing, special services, end user telephone listings and optional call completion services. The Operator Systems, Network Element provides two types of functions: Operator Service functions and Directory Assistance Service functions, each of which are described in detail below.

10.3 Operator Service

10.3.1 Definition. Operator Service provides: (1) operator handling for call completion (for example, collect, third number billing, and manual credit card calls), (2) operator or automated assistance for billing after the end user has dialed the called number (for example, credit card calls); and (3) special services including but not limited to Busy Line Verification and Emergency Line Interrupt (ELI), Emergency Agency Call, Operator-assisted Directory Assistance, and Rate Quotes.

10.3.2 Requirements

10.3.2.1 When Xspedius requests BellSouth to provide Operator Services, the following requirements apply:

10.3.2.1.1 BellSouth shall complete 0+ and 0- dialed local calls.

- 10.3.2.1.2 BellSouth shall complete 0+ intraLATA toll calls.
- 10.3.2.1.3 BellSouth shall process calls that are billed to Xspedius end user's calling card that can be validated by BellSouth.
- 10.3.2.1.4 BellSouth shall complete person-to-person calls.
- 10.3.2.1.5 BellSouth shall complete collect calls.
- 10.3.2.1.6 BellSouth shall provide the capability for callers to bill to a third party and complete such calls.
- 10.3.2.1.7 BellSouth shall complete station-to-station calls.
- 10.3.2.1.8 BellSouth shall process emergency calls.
- 10.3.2.1.9 BellSouth shall process Busy Line Verfy and Emergency Line Interrupt requests.
- 10.3.2.1.10 BellSouth shall process emergency call trace, as it does for its own end users prior to the Effective Date. Call must originate from a 911 provider.
- 10.3.2.1.11 BellSouth shall process operator-assisted directory assistance calls.
- 10.3.2.1.12 BellSouth shall adhere to equal access requirements, providing Xspedius local end users the same IXC access as provided to BellSouth end users.
- 10.3.2.1.13 BellSouth shall exercise at least the same level of fraudcontrol in providing Operator Service to Xspedius that BellSouth provides for its own operator service.
- 10.3.2.1.14 BellSouth shall perform Billed Number Screening when handling Collect, Person-to-Person, and Billed-to-Third-Party calls.
- 10.3.2.1.15 BellSouth shall direct customer account and other similar inquiries to the customer service center designated by Xspedius.
- 10.3.2.1.16 BellSouth shall provide a feed of customer call records in "EMI" format to Xspedius in accordance with CLEC ODUF standards specified in Attachment 7.

10.3.3 Interface Requirements

- 10.3.3.1 With respect to Operator Services for calls that originate on local switching capability provided by or on behalf of Xspedius, the interface requirements shall conform to the then current established system interface specifications for the platform used to provide Operator Service and the interface shall conform to industry standards.

10.4 **Directory Assistance Service**

- 10.4.1 Definition. Directory Assistance Service provides local end user telephone number listings with the option to complete the call at the caller's direction separate and distinct from local switching.
- 10.4.2 Requirements
- 10.4.3 Directory Assistance Service shall provide up to two listing requests per call. If available and if requested by Xspedius's end user, BellSouth shall provide caller-optional directory assistance call completion service at rates contained in this Attachment to one of the provided listings, equal to that which BellSouth provides its end users. If not available, Xspedius may request such requirement pursuant to the BFR/NBR Process as set forth in General Terms and Conditions.
- 10.4.4 Directory Assistance Service Updates
- 10.4.4.1 BellSouth shall update end user listings changes daily. These changes include
- 10.4.4.1.1 New end user connections: BellSouth will provide service to Xspedius that is equal to the service it provides to itself and its end users;
- 10.4.4.1.2 End user disconnections: BellSouth will provide service to Xspedius that is equal to the service it provides to itself and its end users;and
- 10.4.4.1.3 End user address changes: BellSouth will provide service to Xspedius that is equal to the service it provides to itself and its end users;
- 10.4.4.1.4 These updates shall also be provided for non-listed and non-published numbers for use in emergencies.
- 10.4.5 Branding for Operator Call Processing and Directory Assistance
- 10.4.5.1 The BellSouth Operator Systems Branding Feature provides a definable announcement to Xspedius end users using Directory Assistance (DA)/Operator Call Processing (OCP) prior to placing them in queue or connecting them to an available operator or automated operator system. This feature allows Xspedius to have its calls custom branded with Xspedius's name on whose behalf BellSouth is providing Directory Assistance and/or Operator Call Processing. Rates for Custom Branding, Operator Call Process and Directory Assistance are set forth in this Attachment.
- 10.4.5.2 BellSouth offers four service levels of branding to Xspedius when ordering Directory Assistance and/or Operator Call Processing.
- 10.4.5.2.1 Service Level 1 - BellSouth Branding
- 10.4.5.2.2 Service Level 2 - Unbranded

- 10.4.5.2.3 Service Level 3 - Custom Branding
- 10.4.5.2.4 Service Level 4 - Self Branding (applicable only to Xspedius for Resale or use with an Unbundled Port when routing to an operator service provider other than BellSouth).
- 10.4.6 For Resellers and Use with an Unbundled Port
 - 10.4.6.1 BellSouth Branding is the Default Service Level.
 - 10.4.6.2 Unbranding, Custom Branding, and Self Branding require Xspedius to order selective routing for each originating BellSouth end office identified by Xspedius. Rates for Selective Routing are set forth in this Attachment.
 - 10.4.6.3 Custom Branding and Self Branding require Xspedius to order dedicated trunking from each BellSouth end office identified by Xspedius, to either the BellSouth Traffic Operator Position System (TOPS) or Xspedius Operator Service Provider. Rates for trunks are set forth in applicable BellSouth tariffs.
 - 10.4.6.4 Unbranding - Unbranded Directory Assistance and/or Operator Call Processing calls ride common trunk groups provisioned by BellSouth from those end offices identified by Xspedius to the BellSouth TOPS. These calls are routed to “No Announcement.”
- 10.4.7 For Facilities Based Carriers
 - 10.4.7.1 All Service Levels require Xspedius to order dedicated trunking from their end office(s) point of interface to the BellSouth TOPS Switches. Rates for trunks are set forth in applicable BellSouth tariffs.
 - 10.4.7.2 Customized Branding includes charges for the recording of the branding announcement and the loading of the audio units in each TOPS Switch, Interactive Voice Subsystem (IVS) and Network Applications Vehicle (NAV) equipment for which Xspedius requires service.
- 10.4.8 Directory Assistance customized branding uses:
 - 10.4.8.1 the recording of the name;
 - 10.4.8.2 the front-end loading of the Digital Recorded Announcement Machine (DRAM) in each TOPS switch.
- 10.4.9 Operator Call Processing customized branding uses:
 - 10.4.9.1 the recording of the name;
 - 10.4.9.2 the front-end loading of the DRAM in the TOPS Switch;

- 10.4.9.3 the back-end loading in the audio units in the Automated Alternate Billing System (AABS) in the Interactive Voice Subsystem (IVS);
- 10.4.9.4 the 0- automation loading for the audio units in the Enhanced Billing and Access Service (EBAS) in the Network Applications Vehicle (NAV).
- 10.4.9.5 BellSouth will provide to Xspedius purchasing local BellSouth switching and reselling BellSouth local exchange service, selective routing of calls to a requested directory assistance services platform or operator services platform. Xspedius end users may use the same dialing arrangements as BellSouth end users, but obtain a Xspedius branded service.

10.5 **Directory Assistance Database Service (DADS)**

- 10.5.1 BellSouth shall make its Directory Assistance Database Service (DADS) available solely for the expressed purpose of providing Directory Assistance type services to Xspedius end users. The term “end user” denotes any entity which obtains Directory Assistance type services for its own use from a DADS customer. Directory Assistance type service is defined as Voice Directory Assistance (DA Operator assisted and Electronic Directory Assistance (Data System assisted)). Xspedius agrees that DADS will not be used for any purpose which violates federal or state laws, statutes, regulatory orders or tariffs. Except for the permitted users, Xspedius agrees not to disclose DADS to others and shall provide due care in providing for the security and confidentiality of DADS. Further, Xspedius authorizes the inclusion of Xspedius Directory Assistance listings in the BellSouth Directory Assistance products.
- 10.5.2 BellSouth shall provide Xspedius initially with a base file of subscriber listings which reflect all listing change activity occurring since Xspedius’s most recent update via magnetic tape, and subsequently using electronic connectivity such as Network Data Mover to be developed mutually by Xspedius and BellSouth. Xspedius agrees to assume the costs associated with CONNECT: Direct™ connectivity, which will vary depending upon volume and mileage.
- 10.5.3 BellSouth will require approximately one month after receiving an order to prepare the Base File. BellSouth will provide daily updates which will reflect all listing change activity occurring since CLEC’s most recent update. BellSouth shall provide updates to Xspedius on a Business, Residence, or combined Business and Residence basis. Xspedius agrees that the updates shall be used solely to keep the information current. Delivery of Daily Updates will commence the day after Xspedius receives the Base File.
- 10.5.4 BellSouth is authorized to include Xspedius Directory Assistance Listing Information in its DADS. Any other use by BellSouth of Xspedius Directory Assistance Listing Information is not authorized and with the exception of a

request for DADS, BellSouth shall refer any request for such information to Xspedius.

10.5.5 Rates for DADS are as set forth in this Attachment.

10.6 **Direct Access to Directory Assistance Service**

10.6.1 Direct Access to Directory Assistance Service (DADAS) will provide Xspedius's directory assistance operators with the ability to search all available BellSouth subscriber listings using the Directory Assistance search format. Subscription to DADAS will allow Xspedius to utilize its own switch, operator workstations and optional audio subsystems.

10.6.2 Rates, terms and conditions for provisioning DADAS are as set forth in the FCC tariff No. 1.

10.7 **Automatic Location Identification/Data Management System (ALI/DMS)**

10.7.1 The ALI/DMS Database contains end user information (including name, address, telephone information, and sometimes special information from the local service provider or end user) used to determine to which Public Safety Answering Point (PSAP) to route the call. The ALI/DMS database is used to provide more routing flexibility for E911 calls than Basic 911. BellSouth shall provide the Emergency Services Database in accordance with the following:

10.7.2 Technical Requirements

10.7.2.1 BellSouth shall offer Xspedius a data link to the ALI/DMS database or permit Xspedius to provide its own data link to the ALI/DMS database. BellSouth shall provide error reports from the ALI/DMS database to Xspedius immediately after Xspedius inputs information into the ALI/DMS database. Alternately, Xspedius may utilize BellSouth, to enter end user information into the database on a demand basis, and validate end user information on a demand basis.

10.7.2.2 The ALI/DMS database shall contain the following end user information:

10.7.2.2.1 Name;

10.7.2.2.2 Address;

10.7.2.2.3 Telephone number; and

10.7.2.2.4 Other information as appropriate (e.g., whether an end user is blind or deaf or has another disability).

10.7.2.3 When BellSouth is responsible for administering the ALI/DMS database in its entirety, ported number NXXs entries for the ported numbers should be

maintained unless Xspedius requests otherwise and shall be updated if Xspedius requests, provided Xspedius supplies BellSouth with the updates.

10.7.2.4 When Remote Call Forwarding (RCF) is used to provide number portability to the local end user and a remark or other appropriate field information is available in the database, the shadow or “forwarded-to” number and an indication that the number is ported shall be added to the customer record.

10.7.2.5 If BellSouth is responsible for configuring PSAP features (for cases when the PSAP or BellSouth supports an ISDN interface) it shall ensure that CLASS Automatic Recall (Call Return) is not used to call back to the ported number. Although BellSouth currently does not have ISDN interface, BellSouth agrees to comply with this requirement once ISDN interfaces are in place.

10.7.3 Interface Requirements

The interface between the E911 Switch or Tandem and the ALI/DMS database for Xspedius end users shall meet industry standards.

10.8 Rates

The prices that Xspedius shall pay to BellSouth for Network Elements and Other Services are set forth in Exhibit C to this Attachment. If Xspedius purchases a service(s) from a tariff, all terms and conditions and rates as set forth in such tariff shall apply.

10.9 Operational Support Systems (OSS)

The terms, conditions and rates for OSS are as set forth in Section 2.13 of this Attachment.

11. Calling Name (CNAM) Database Service

11.1 All of the negotiated rates, terms and conditions set forth in this Section pertain to the provision of CNAM.

11.2 The Agreement for CNAM with standard pricing is included as Exhibit B to this Attachment. Xspedius must provide to its account manager a written request with a requested activation date to activate this service. If Xspedius is interested in requesting CNAM with volume and term pricing, Xspedius must contact its account manager to request a separate CNAM volume and term Agreement.

11.3 SCPs/Databases shall be equal to or better than all of the requirements for SCPs/Databases set forth in the applicable industry standard technical references.

11.4 Service Creation Environment and Service Management System (SCE/SMS) Advanced Intelligent Network (AIN) Access

- 11.4.1 BellSouth's Service Creation Environment and Service Management System (SCE/SMS) Advanced Intelligent Network (AIN) Access shall provide Xspedius the capability that will allow Xspedius and other third parties to create service applications in a BellSouth SCE and deploy those applications in a BellSouth SMS to a BellSouth SCP. The third party service applications interact with AIN triggers provisioned on a BellSouth SSP.
- 11.4.2 BellSouth's SCE/SMS AIN Access shall provide access to SCE hardware, software, testing and technical support (e.g., help desk, system administrator) resources available to Xspedius. Scheduling procedures shall provide Xspedius equivalent priority to these resources.
- 11.4.2 BellSouth SCP shall partition and protect Xspedius service logic and data from unauthorized access, execution or other types of compromise.
- 11.4.3 When Xspedius selects SCE/SMS AIN Access, BellSouth shall provide training, documentation, and technical support to enable Xspedius to use BellSouth's SCE/SMS AIN Access to create and administer applications. Training, documentation, and technical support will address use of SCE and SMS access and administrative functions, but will not include support for the creation of a specific service application.
- 11.4.4 When Xspedius selects SCE/SMS AIN Access, BellSouth shall provide for a secure, controlled access environment in association with its internal use of AIN components. Xspedius access will be provided via remote data connection (e.g., dial-in, ISDN).
- 11.4.5 When Xspedius selects SCE/SMS AIN Access, BellSouth shall allow Xspedius to download data forms and/or tables to BellSouth SCP via BellSouth SMS without intervention from BellSouth (e.g., service customization and end user subscription).

11.5 **Rates**

The prices that Xspedius shall pay to BellSouth for Network Elements and Other Services are set forth in Exhibit C to this Attachment. If Xspedius purchases a service(s) from a tariff, all terms and conditions and rates as set forth in such tariff shall apply.

11.6 **Operational Support Systems (OSS)**

The terms, conditions and rates for OSS are as set forth in Section 2.13 of this Attachment.

12. **Basic 911 and E911**

12.1 All of the negotiated terms and conditions set forth in this Section pertain to the provision of Basic 911 and E911.

12.2 If Xspedius orders network elements and other services, then Xspedius is also responsible for providing E911 to its end users. BellSouth agrees to offer access to the 911/E911 network pursuant to the following terms and conditions set forth in this Attachment.

12.3 Definition

12.4 Basic 911 and E911 is an additional requirement that provides a caller access to the applicable emergency service bureau by dialing a 3-digit universal telephone number (911).

12.5 Requirements

12.5.1 Basic 911 Service Provisioning. For Basic 911 service, BellSouth will provide to Xspedius a list consisting of each municipality that subscribes to Basic 911 service. The list will also provide, if known, the E911 conversion date for each municipality and, for network routing purposes, a ten-digit directory number representing the appropriate emergency answering position for each municipality subscribing to 911. Xspedius will be required to arrange to accept 911 calls from its end users in municipalities that subscribe to Basic 911 service and translate the 911 call to the appropriate 10-digit directory number as stated on the list provided by BellSouth. Xspedius will be required to route that call to BellSouth at the appropriate tandem or end office. When a municipality converts to E911 service, Xspedius will be required to discontinue the Basic 911 procedures and being using E911 procedures.

12.5.2 E911 Service Provisioning. For E911 service, Xspedius will be required to install a minimum of two dedicated trunks originating from the Xspedius serving wire center and terminating to the appropriate E911 tandem. The dedicated trunks shall be, at a minimum, DS-0 level trunks configured either as a 2-wire analog interface or as part of a digital (1.544 Mb/s) interface. Either configuration shall use CAMA-type signaling with multifrequency (“MF”) pulsing that will deliver automatic number identification (“ANI”) with the voice portion of the call. If the user interface is digital, MF pulses, as well as other AC signals, shall be encoded per the u-255 Law convention. Xspedius will be required to provide BellSouth daily updates to the E911 database. Xspedius will be required to forward 911 calls to the appropriate E911 tandem, along with ANI, based upon the current E911 end office to tandem homing arrangement as provided by BellSouth. If the E911 tandem trunks are not available, Xspedius will be required to route the call to a designated 7-digit local number residing in the appropriate Public Service Answering Point (“PSAP”). This call will be transported over BellSouth’s interoffice network and will not carry the ANI of the calling party. Xspedius shall be responsible for providing BellSouth with complete and accurate data for

submission to the 911/E911 database for the purpose of providing 911/E911 to its end users.

- 12.5.3 Rates. Charges for 911/E911 service are borne by the municipality purchasing the service. BellSouth will impose no charge on Xspedius beyond applicable charges for BellSouth trunking arrangements.
- 12.5.4 Basic 911 and E911 functions provided to Xspedius shall be at least at parity with the support and services that BellSouth provides to its end users for such similar functionality.
- 12.5.5 Detailed Practices and Procedures. The detailed practices and procedures contained in the E911 Local Exchange Carrier Guide For Facility-Based Providers as amended from time to time during the term of this Agreement will determine the appropriate practices and procedures for BellSouth and Xspedius to follow in providing 911/E911 services.

13. True-Up

This section applies only to Tennessee and other rates that are interim or expressly subject to true-up under this attachment.

- 13.1 The interim prices for Network Elements and Other Services and Local Interconnection shall be subject to true-up according to the following procedures:
- 13.2 The interim prices shall be trued-up, either up or down, based on final prices determined either by further agreement between the Parties, or by a final order (including any appeals) of the Commission which final order meets the criteria of (3) below. The Parties shall implement the true-up by comparing the actual volumes and demand for each item, together with interim prices for each item, with the final prices determined for each item. Each Party shall keep its own records upon which the true-up can be based, and any final payment from one Party to the other shall be in an amount agreed upon by the Parties based on such records. In the event of any disagreement as between the records or the Parties regarding the amount of such true-up, the Parties agree that the body having jurisdiction over the matter shall be called upon to resolve such differences, or the Parties may mutually agree to submit the matter to the Dispute Resolution process in accordance with the provisions of Section 12 of the General Terms and Conditions and Attachment 1 of the Agreement.
- 13.3 The Parties may continue to negotiate toward final prices, but in the event that no such Agreement is reached within nine (9) months, either Party may petition the Commission to resolve such disputes and to determine final prices for each item. Alternatively, upon mutual agreement, the Parties may submit the matter to the Dispute Resolution Process set forth in Section 12 of the General Terms and Conditions and Attachment 1 of the Agreement, so long as they file the resulting

Agreement with the Commission as a “negotiated Agreement” under Section 252(e) of the Act.

- (a) 13.4 An effective order of the Commission that forms the basis of a true-up shall be based upon cost studies submitted by either or both Parties to the Commission and shall be binding upon BellSouth and Xspedius specifically or upon all carriers generally, such as a generic cost proceeding.

EXHIBIT A**LINE INFORMATION DATA BASE (LIDB)****STORAGE AGREEMENT****I. SCOPE**

- A. This Agreement sets forth the terms and conditions pursuant to which BellSouth agrees to store in its LIDB certain information at the request of Xspedius and pursuant to which BellSouth, its LIDB customers and Xspedius shall have access to such information. Xspedius understands that BellSouth provides access to information in its LIDB to various telecommunications service providers pursuant to applicable tariffs and agrees that information stored at the request of Xspedius, pursuant to this Agreement, shall be available to those telecommunications service providers. The terms and conditions contained herein shall hereby be made a part of this Interconnection Agreement upon notice to Xspedius's account team to activate this LIDB Storage Agreement. The General Terms and Conditions of the Interconnection/Resale Agreement shall govern this LIDB Storage Agreement. The terms and conditions contained in the attached Addendum is hereby made a part of this LIDB Storage Agreement as if fully incorporated herein.
- B. LIDB is accessed for the following purposes:
1. Billed Number Screening
 2. Calling Card Validation
 3. Fraud Control
- C. BellSouth will provide seven days per week, 24-hours per day, fraud monitoring on Calling Cards, bill-to-third and collect calls made to numbers in BellSouth's LIDB, provided that such information is included in the LIDB query. BellSouth will establish fraud alert thresholds and will notify Xspedius of fraud alerts so that Xspedius may take action it deems appropriate. Xspedius understands and agrees BellSouth will administer all data stored in the LIDB, including the data provided by Xspedius pursuant to this Agreement, in the same manner as BellSouth's data for BellSouth's end user customers. BellSouth shall not be responsible to Xspedius for any lost revenue which may result from BellSouth's administration of the LIDB pursuant to its established practices and procedures as they exist and as they may be changed by BellSouth in its sole discretion from time to time.

Xspedius understands that BellSouth currently has in effect numerous billing and collection agreements with various interexchange carriers and billing clearinghouses. Xspedius further understands that these billing and collection customers of BellSouth query BellSouth's LIDB to determine whether to accept various billing options from end users. Additionally, Xspedius understands that presently BellSouth has no method to differentiate between BellSouth's own billing and line data in the LIDB and such data which it includes in the LIDB on Xspedius's behalf pursuant to this Agreement. Therefore, until such time as BellSouth can and does implement in its LIDB and its supporting systems the means to differentiate Xspedius's data from BellSouth's data and the Parties to this Agreement execute appropriate amendments hereto, the following terms and conditions shall apply:

- (a) Xspedius agrees that it will accept responsibility for telecommunications services billed by BellSouth for its billing and collection customers for Xspedius's end user accounts which are resident in LIDB pursuant to this Agreement. Xspedius authorizes BellSouth to place such charges on Xspedius's bill from BellSouth and agrees that it shall pay all such charges. Charges for which Xspedius hereby takes responsibility include, but are not limited to, collect and third number calls.
- (b) Charges for such services shall appear on a separate BellSouth bill page identified with the name of the entity for which BellSouth is billing the charge.
- (c) Xspedius shall have the responsibility to render a billing statement to its end users for these charges, but Xspedius's obligation to pay BellSouth for the charges billed shall be independent of whether Xspedius is able or not to collect from Xspedius's end users.
- (d) BellSouth shall not become involved in any disputes between Xspedius and the entities for which BellSouth performs billing and collection. BellSouth will not issue adjustments for charges billed on behalf of an entity to Xspedius. It shall be the responsibility of Xspedius and the other entity to negotiate and arrange for any appropriate adjustments.

II. FEES FOR SERVICE AND TAXES

- A. Xspedius will not be charged a fee for storage services provided by BellSouth to Xspedius, as described in Section I of this Agreement.
- B. Sales, use and all other taxes (excluding taxes on BellSouth's income) determined by BellSouth or any taxing authority to be due to any federal, state or local taxing jurisdiction with respect to the provision of the service set forth herein will be paid by

Xspedius in accordance with the tax provisions set forth in the General Terms and Conditions of this Agreement.

III. MISCELLANEOUS

- A. It is understood and agreed to by the Parties that BellSouth may provide similar services to other companies.
- B. All terms, conditions and operations under this Agreement shall be performed in accordance with, and subject to, all applicable local, state or federal legal and regulatory tariffs, rulings, and other requirements of the federal courts, the U. S. Department of Justice and state and federal regulatory agencies. Nothing in this Agreement shall be construed to cause either Party to violate any such legal or regulatory requirement and either Party's obligation to perform shall be subject to all such requirements.
- C. This LIDB Storage Agreement constitutes the entire Agreement between Xspedius and BellSouth with respect to the subject matter hereof and supersedes all prior Agreements or contracts, oral or written representations, statements, negotiations, understandings, proposals and undertakings with respect to LIDB Storage.

**FACILITIES BASED ADDENDUM
TO LINE INFORMATION DATA BASE (LIDB)
STORAGE AGREEMENT**

This is a Facilities Based Addendum to the Line Information Data Base Storage Agreement dated _____, between BellSouth Telecommunications, Inc. (“BellSouth”), and _____ (“Xspedius”), effective the _____ day of _____, _____.

I. GENERAL

This Addendum sets forth the terms and conditions for Xspedius’s provision of billing number information to BellSouth for inclusion in BellSouth’s LIDB. BellSouth will store in its LIDB the billing number information provided by Xspedius, and BellSouth will provide responses to on-line, call-by-call queries to this information for purposes specified in Section I.B. of the Agreement.

II. DEFINITIONS

- A. Billing number - a number that Xspedius creates for the purpose of identifying an account liable for charges. This number may be a line or a special billing number.
- B. Line number - a ten digit number that identifies a telephone line administered by Xspedius.
- C. Special billing number - a ten-digit number that identifies a billing account established by Xspedius.
- D. Calling Card number - a billing number plus PIN number.
- E. PIN number - a four-digit security code assigned by Xspedius which is added to a billing number to compose a fourteen-digit calling card number.
- F. Toll billing exception indicator - associated with a billing number to indicate that it is considered invalid for billing of collect calls or third number calls or both, by Xspedius.

- G. Billed Number Screening - refers to the activity of determining whether a toll billing exception indicator is present for a particular billing number.
- H. Calling Card Validation - refers to the activity of determining whether a particular calling card number exists as stated or otherwise provided by a caller.
- I. Billing number information - information about billing number, Calling Card number and toll billing exception indicator provided to BellSouth by Xspedius.

III. RESPONSIBILITIES OF PARTIES

- A. Xspedius will provide its billing number information to BellSouth's LIDB each business day by a method that has been mutually agreed upon by both Parties.
- B. BellSouth will store in its LIDB the billing number information provided by Xspedius. Under normal operating conditions, BellSouth shall include Xspedius's billing number information in its LIDB no later than two business days following BellSouth's receipt of such billing number information, provided that BellSouth shall not be held responsible for any delay or failure in performance to the extent such delay or failure is caused by circumstances or conditions beyond BellSouth's reasonable control. BellSouth will store in its LIDB an unlimited volume of Xspedius's working telephone numbers.
- C. BellSouth will provide responses to on-line, all-by-call queries to the stored information for the specific purposes listed in the next paragraph.
- D. BellSouth is authorized to use the billing number information provided by Xspedius to perform the following functions for authorized users on an on-line basis:
 - 1. Validate a 14 digit Calling Card number where the first 10 digits are a line number or special billing number assigned by Xspedius, and where the last four digits (PIN) are a security code assigned by Xspedius.
 - 2. Determine whether Xspedius or the subscriber has identified the billing number as one which should not be billed for collect or third number calls, or both.
- E. Xspedius will provide its own billing number information to BellSouth for storage and to be used for Billed Number Screening and Calling Card Validation. Xspedius will arrange and pay for transport of updates to BellSouth.

IV. COMPLIANCE

Unless expressly authorized in writing by Xspedius, all billing number information provided pursuant to this Addendum shall be used for no purposes other than those set forth in this Addendum.

EXHIBIT B**CALLING NAME DELIVERY (CNAM) DATABASE SERVICES****1. Definitions**

For the purpose of this Attachment, the following terms shall be defined as:

CALLING NAME DELIVERY DATABASE SERVICE (CNAM) - The ability to associate a name with the calling party number, allowing the end user subscriber (to which a call is being terminated) to view the calling party's name before the call is answered. This service also provides Xspedius the opportunity to load and store its subscriber names in the BellSouth CNAM SCPs.

CALLING PARTY NUMBER (CPN) - The number of the calling party that is delivered to the terminating switch using common channel signaling system 7 (CCS7) technology, and that is contained in the Initial Address Message (IAM) portion of the CCS7 call setup.

COMMON CHANNEL SIGNALING SYSTEM 7 (CCS7) - A network signaling technology in which all signaling information between two or more nodes is transmitted over high-speed data links, rather than over voice circuits.

SERVICE CONTROL POINTs (SCPs) - The real-time data base systems that contain the names to be provided in response to queries received from CNAM SSPs.

SERVICE MANAGEMENT SYSTEM (SMS) - The main operations support system of CNAM DATABASE SERVICE. CNAM records are loaded into the SMS, which in turn downloads into the CNAM SCP.

SERVICE SWITCHING POINTs (SSPs) - Features of computerized switches in the telephone network that determine that a terminating line has subscribed to CNAM service, and then communicate with CNAM SCPs in order to provide the name associated with the calling party number.

SUBSYSTEM NUMBER (SSN) - The address used in the Signaling Connection Control Part (SCCP) layer of the SS7 protocol to designate an application at an end signaling point. A SSN for CNAM at the end office designates the CNAM application within the end office. BellSouth uses the CNAM SSN of 232.

2. Attachment

2.1 This Attachment contains the terms and conditions where BellSouth will provide to Xspedius access to the BellSouth CNAM SCP for query or record storage purposes.

2.2 Xspedius shall submit to BellSouth a notice of its intent to access and utilize BellSouth CNAM Database Services pursuant to the terms and conditions of this Attachment. Said notice shall be in writing, no less than 60 days prior to Xspedius's access to

BellSouth's CNAM Database Services and shall be addressed to Xspedius's Account Manager.

3. Physical Connection and Compensation

3.1 BellSouth's provision of CNAM Database Services to Xspedius requires interconnection from Xspedius to BellSouth CNAM Service Control Points (SCPs). Such interconnections shall be established pursuant to Attachment 3 of this Agreement. The appropriate charge for access to and use of the BellSouth CNAM Database service shall be as set forth in this Attachment.

3.2 In order to formulate a CNAM query to be sent to the BellSouth CNAM SCP, Xspedius shall provide its own CNAM SSP. Xspedius's CNAM SSPs must be compliant with TR-NWT-001188, "CLASS Calling Name Delivery Generic Requirements".

3.3 If Xspedius elects to access the BellSouth CNAM SCP via a third party CCS7 transport provider, the third party CCS7 provider shall interconnect with the BellSouth CCS7 network according to BellSouth's Common Channel Signaling Interconnection Guidelines and Telcordia (formerly BellCore)'s CCS Network Interface Specification document, TR-TSV-000905. In addition, the third party provider shall establish CCS7 interconnection at the BellSouth Local Signal Transfer Points (LSTPs) serving the BellSouth CNAM SCPs that Xspedius desires to query.

3.4 Out-Of-Region Customers

If the customer queries the BellSouth CNAM SCP via a third party national SS7 transport provider, the third party SS7 provider shall interconnect with the BellSouth CCS7 network according to BellSouth's Common Channel Signaling Interconnection Guidelines and Telcordia's (formerly BellCore's) CCS Network Interface Specification document, TR-TSV-000905. In addition, the third party provider shall establish SS7 interconnection at one or more of the BellSouth Gateway Signal Transfer Points (STPs). The payment of all costs associated with the transport of SS7 signals via a third party will be established by mutual agreement of the Parties in writing and shall, by this reference become an integral part of this Agreement.

4. CNAM Record Initial Load and Updates

4.1 The mechanism to be used by Xspedius for initial CNAM record load and/or updates shall be determined by mutual agreement. The initial load and all updates shall be provided by Xspedius in the BellSouth specified format and shall contain records for every working telephone number that can originate phone calls. It is the responsibility of Xspedius to provide accurate information to BellSouth on a current basis.

4.2 Updates to the SMS shall occur no less than once a week, reflect service order activity affecting either name or telephone number, and involve only record additions, deletions or changes.

- 4.3 Xpedius CNAM records provided for storage in the BellSouth CNAM SCP shall be available, on a SCP query basis only, to all Parties querying the BellSouth CNAM SCP. Further, CNAM service shall be provided by each Party consistent with state and/or federal regulation.

BELLSOUTH/Xspedius RATES
NETWORK ELEMENTS
AND OTHER SERVICES

DESCRIPTION	USOC	RATES BY STATE									
		AL	FL	GA	KY	LA	MS	NC	SC	TN	
NIDs											
NID to NID Cross Connect, 2-Wire or 4-Wire, NRC	UNDC2	\$11.63	\$6.15	NA	\$11.79	\$11.72	NA	\$11.68	NA	NA	
NID to NID Cross Connect, 2-Wire or 4-Wire, NRC	UNDC4	\$11.63	\$6.15	NA	\$11.79	\$11.72	NA	\$11.68	NA	NA	
NID, 1-2 lines, per month	UND12	NA	NA	NA	NA	NA	NA	NA	NA	NA	
NRC - 1st	UND12	TBD	\$94.50	TBD	\$94.56	\$93.90	TBD	TBD	TBD	TBD	
NRC - Add'l	UND12	TBD	\$57.22	TBD	\$57.28	\$56.67	TBD	TBD	TBD	TBD	
NRC - Disconnect Charge - 1st	UND12	TBD	NA	TBD	NA	NA	TBD	TBD	TBD	TBD	
NRC - Disconnect Charge - Add'l	UND12	TBD	NA	TBD	NA	NA	TBD	TBD	TBD	TBD	
NRC - Service Order submitted Electronically, per LSR	SOMEc	\$3.50	\$2.75	NA	\$3.50	\$3.50	NA	\$3.50	NA	TBD	
NRC - Service Order submitted Electronically, per LSR - Disconnect	SOMEc	NA	\$0.42	NA	NA	NA	NA	NA	NA	TBD	
NRC - Service Order submitted Manually, per LSR	SOMAN	NA	\$21.56	NA	\$29.24	NA	NA	NA	NA	TBD	
NRC - Service Order submitted Manually, per LSR, Disconnect	SOMAN	NA	\$3.84	NA	\$3.94	NA	NA	NA	NA	TBD	
NRC - Incremental Charge - Manual Service Order - 1st	SOMAN	TBD	NA	TBD	NA	NA	TBD	TBD	TBD	TBD	
NRC - Incremental Charge - Manual Service Order - Add'l	SOMAN	TBD	NA	TBD	NA	NA	TBD	TBD	TBD	TBD	
NRC - Incremental Charge - Manual Service Order - Disconnect	SOMAN	TBD	NA	TBD	NA	NA	TBD	TBD	TBD	TBD	
NID, 1-6 lines, per month	UND16	NA	NA	NA	NA	NA	NA	NA	NA	NA	
NRC - 1st	UND16	TBD	\$136.75	TBD	\$136.91	\$135.29	TBD	TBD	TBD	TBD	
NRC - Add'l	UND16	TBD	\$99.47	TBD	\$99.63	\$98.07	TBD	TBD	TBD	TBD	
NRC - Disconnect Charge - 1st	UND16	TBD	NA	TBD	NA	NA	TBD	TBD	TBD	TBD	
NRC - Disconnect Charge - Add'l	UND16	TBD	NA	TBD	NA	NA	TBD	TBD	TBD	TBD	
NRC - Service Order submitted Electronically, per LSR	SOMEc	\$3.50	\$2.75	NA	\$3.50	\$3.50	NA	\$3.50	NA	TBD	
NRC - Service Order submitted Electronically, per LSR - Disconnect	SOMEc	NA	\$0.42	NA	NA	NA	NA	NA	NA	TBD	
NRC - Service Order submitted Manually, per LSR	SOMAN	NA	\$21.56	NA	\$29.24	NA	NA	NA	NA	TBD	
NRC - Service Order submitted Manually, per LSR, Disconnect	SOMAN	NA	\$3.84	NA	\$3.94	NA	NA	NA	NA	TBD	
NRC - Incremental Charge - Manual Service Order - 1st	SOMAN	TBD	\$21.56	TBD	NA	NA	TBD	TBD	TBD	TBD	
NRC - Incremental Charge - Manual Service Order - Add'l	SOMAN	TBD	NA	TBD	NA	NA	TBD	TBD	TBD	TBD	
NRC - Incremental Charge - Manual Service Order - Disconnect	SOMAN	TBD	\$3.84	TBD	NA	NA	TBD	TBD	TBD	TBD	
Nonrecurring Charge - customer transfer, feature additions, changes (1)		\$5.00	NA	NA	NA	NA	\$5.00	NA	NA	NA	
LOOP, EXCLUDING NID											
2-Wire Analog VG Loop (Standard), per month		NA	NA	NA	\$18.20	NA	NA	NA	NA	NA	
NRC - 1st		NA	NA	NA	\$86.08	NA	NA	NA	NA	NA	
NRC - Add'l		NA	NA	NA	\$58.57	NA	NA	NA	NA	NA	
2-Wire Analog VG Loop (Customized), per month		NA	NA	NA	\$21.41	NA	NA	NA	NA	NA	
NRC - 1st		NA	NA	NA	\$236.75	NA	NA	NA	NA	NA	
NRC - Add'l		NA	NA	NA	\$177.10	NA	NA	NA	NA	NA	
4-Wire Analog VG Loop (Standard), per month		NA	NA	NA	\$26.38	NA	NA	NA	NA	NA	
NRC - 1st		NA	NA	NA	\$457.14	NA	NA	NA	NA	NA	
NRC - Add'l		NA	NA	NA	\$348.83	NA	NA	NA	NA	NA	
2-Wire ISDN Digital Grade Loop (Standard), per month		NA	NA	NA	\$29.65	NA	NA	NA	NA	NA	
NRC - 1st		NA	NA	NA	\$541.28	NA	NA	NA	NA	NA	
NRC - Add'l		NA	NA	NA	\$431.61	NA	NA	NA	NA	NA	
2-Wire ADSL Loop (Standard), per month		NA	NA	NA	\$10.63	NA	NA	NA	NA	NA	
NRC - 1st		NA	NA	NA	\$713.50	NA	NA	NA	NA	NA	
NRC - Add'l		NA	NA	NA	\$609.44	NA	NA	NA	NA	NA	
2-Wire HDSL Loop (Standard), per month		NA	NA	NA	\$7.40	NA	NA	NA	NA	NA	
NRC - 1st		NA	NA	NA	\$713.50	NA	NA	NA	NA	NA	
NRC - Add'l		NA	NA	NA	\$609.44	NA	NA	NA	NA	NA	
4-Wire HDSL Loop (Standard), per month		NA	NA	NA	\$9.70	NA	NA	NA	NA	NA	
NRC - 1st		NA	NA	NA	\$748.93	NA	NA	NA	NA	NA	
NRC - Add'l		NA	NA	NA	\$646.17	NA	NA	NA	NA	NA	
LOOP, INCLUDING NID											

BELLSOUTH/Xpedius RATES
NETWORK ELEMENTS
AND OTHER SERVICES

2-Wire Analog VG Loop-SL1												
	RC - Statewide, per month	UEAL2	NA	NA	NA	NA	NA	NA	NA	\$15.88	NA	NA
	RC - Zone 1, per month (Note 2)	UEAL2	\$15.24	\$13.75	\$14.21	\$14.79	\$14.96	\$15.58	TBD	\$18.48	\$15.92	
	RC - Zone 2, per month (Note 2)	UEAL2	\$24.75	\$20.13	\$16.41	\$27.68	\$25.69	\$20.65	TBD	\$27.87	\$20.79	
	RC - Zone 3, per month (Note 2)	UEAL2	\$44.85	\$44.40	\$26.08	\$47.78	\$52.47	\$29.51	TBD	\$36.91	\$27.18	
	RC - Zone 4, per month (Note 2)	UEAL2	NA	NA	NA	NA	NA	\$38.94	NA	NA	NA	
	NRC - 1st	UEAL2	\$59.03	\$83.20	\$42.54	\$86.08	\$40.69	\$59.25	\$57.99	\$70.44	\$78.93	
	NRC - Add'l	UEAL2	\$43.14	\$35.12	\$31.33	\$58.57	\$29.96	\$43.67	\$42.37	\$44.05	\$50.98	
	NRC - Disconnect Charge - 1st	UEAL2	\$15.21	\$55.97	NA	NA	\$11.48	\$16.35	NA	NA	NA	
	NRC - Disconnect Charge - Add'l	UEAL2	\$3.22	\$10.35	NA	NA	\$3.36	\$4.06	NA	NA	NA	
	NRC - Service Order submitted Electronically, per LSR	SOMEK	\$3.50	\$2.75	\$3.50	\$3.50	\$3.50	\$3.50	\$3.50	\$3.50	\$3.50	
	NRC - Service Order submitted Electronically, per LSR - Disconnect	SOMEK	NA	\$0.42	NA	NA	NA	NA	NA	NA	TBD	
	NRC - Service Order submitted Manually, per LSR	SOMAN	NA	\$21.56	NA	\$29.24	NA	NA	NA	NA	\$19.99	
	NRC - Service Order submitted Manually, per LSR, Disconnect	SOMAN	NA	\$3.84	NA	\$3.94	NA	NA	NA	NA	TBD	
	NRC - Incremental Charge - Manual Service Order - 1st	SOMAN	\$27.37	NA	\$18.94	NA	\$18.14	\$25.52	\$26.94	\$44.22	NA	
	NRC - Incremental Charge - Manual Service Order - Add'l	SOMAN	\$12.97	NA	\$8.42	NA	\$8.06	\$11.34	\$12.76	\$13.55	NA	
	NRC - Incremental Charge - Manual Service Order - Disconnect	SOMAN	\$17.77	NA	NA	NA	\$11.41	\$16.06	NA	NA	NA	
	NRC - Loop Make-Up	UEANM	TBD	TBD	TBD	TBD	TBD	TBD	TBD	TBD	TBD	
2-Wire Analog VG Loop-SL2 w/loop or ground start signaling												
	RC - Statewide, per month	UEAL2	NA	NA	NA	NA	NA	NA	NA	\$19.50	NA	NA
	RC - Zone 1, per month (Note 2)	UEAL2	\$17.95	\$18.48	\$16.84	\$17.27	\$17.65	\$18.35	TBD	\$21.57	\$15.92	
	RC - Zone 2, per month (Note 2)	UEAL2	\$29.16	\$22.43	\$19.45	\$32.32	\$30.32	\$24.33	TBD	\$32.53	\$20.79	
	RC - Zone 3, per month (Note 2)	UEAL2	\$52.84	\$27.87	\$30.92	\$55.78	\$61.93	\$34.77	TBD	\$43.08	\$27.18	
	RC - Zone 4, per month (Note 2)	UEAL2	NA	NA	NA	NA	NA	\$45.88	NA	NA	NA	
	NRC - 1st	UEAL2	\$145.46	\$218.96	\$104.17	\$236.75	\$99.69	\$144.01	\$142.97	\$178.12	\$192.97	
	NRC - Add'l	UEAL2	\$108.40	\$136.44	\$78.10	\$177.10	\$74.73	\$107.70	\$106.56	\$128.80	\$140.72	
	NRC - Disconnect Charge - 1st	UEAL2	\$40.31	\$113.41	NA	NA	\$28.73	\$40.98	NA	NA	NA	
	NRC - Disconnect Charge - Add'l	UEAL2	\$26.01	\$20.58	NA	NA	\$18.87	\$26.95	NA	NA	NA	
	NRC - Service Order submitted Electronically, per LSR	SOMEK	\$3.50	\$2.75	\$3.50	\$3.50	\$3.50	\$3.50	\$3.50	\$3.50	\$3.50	
	NRC - Service Order submitted Electronically, per LSR - Disconnect	SOMEK	NA	\$0.42	NA	NA	NA	NA	NA	NA	TBD	
	NRC - Service Order submitted Manually, per LSR	SOMAN	NA	\$21.56	NA	\$29.24	NA	NA	NA	NA	\$19.99	
	NRC - Service Order submitted Manually, per LSR, Disconnect	SOMAN	NA	\$3.84	NA	\$3.94	NA	NA	NA	NA	TBD	
	NRC - Incremental Charge - Manual Service Order - 1st	SOMAN	\$27.37	NA	\$18.94	NA	\$18.14	\$25.52	\$26.94	\$44.42	NA	
	NRC - Incremental Charge - Manual Service Order - Add'l	SOMAN	\$12.97	NA	\$8.42	NA	\$8.06	\$11.34	\$12.76	\$13.55	NA	
	NRC - Incremental Charge - Manual Service Order - Disconnect	SOMAN	\$17.77	NA	NA	NA	\$11.41	\$26.95	NA	NA	NA	
	NRC - Incremental Charge - Order Coordination - Time Specific (per LSR)	OCOSL	\$45.99	\$36.18	\$34.22	\$36.18	\$32.77	\$45.27	\$45.34	\$45.43	\$55.00	
2-Wire Analog VG Loop-SL2 w/ reverse battery signaling												
	RC - Statewide, per month	UEAR2	NA	NA	NA	NA	NA	NA	NA	\$19.50	NA	NA
	RC - Zone 1, per month (Note 2)	UEAR2	\$17.95	\$18.48	\$16.84	\$17.27	\$17.65	\$18.35	TBD	\$21.57	\$15.92	
	RC - Zone 2, per month (Note 2)	UEAR2	\$29.16	\$22.43	\$19.45	\$32.32	\$30.32	\$24.33	TBD	\$32.53	\$20.79	
	RC - Zone 3, per month (Note 2)	UEAR2	\$52.84	\$27.87	\$30.92	\$55.78	\$61.93	\$34.77	TBD	\$43.08	\$27.18	
	RC - Zone 4, per month (Note 2)	UEAR2	NA	NA	NA	NA	NA	\$45.88	NA	NA	NA	
	NRC - 1st	UEAR2	\$145.46	\$218.96	\$104.17	\$236.75	\$99.69	\$144.01	\$142.97	\$178.12	\$192.97	
	NRC - Add'l	UEAR2	\$108.40	\$136.44	\$78.10	\$177.10	\$74.73	\$107.70	\$106.56	\$128.80	\$140.72	
	NRC - Disconnect Charge - 1st	UEAR2	\$40.31	\$113.41	NA	NA	\$28.73	\$40.98	NA	NA	NA	
	NRC - Disconnect Charge - Add'l	UEAR2	\$26.01	\$20.58	NA	NA	\$18.87	\$26.95	NA	NA	NA	
	NRC - Service Order submitted Electronically, per LSR	SOMEK	\$3.50	\$2.75	\$3.50	\$3.50	\$3.50	\$3.50	\$3.50	\$3.50	\$3.50	
	NRC - Service Order submitted Electronically, per LSR - Disconnect	SOMEK	NA	\$0.42	NA	NA	NA	NA	NA	NA	TBD	
	NRC - Service Order submitted Manually, per LSR	SOMAN	NA	\$21.56	NA	\$29.24	NA	NA	NA	NA	\$19.99	
	NRC - Service Order submitted Manually, per LSR, Disconnect	SOMAN	NA	\$3.84	NA	\$3.94	NA	NA	NA	NA	TBD	
	NRC - Incremental Charge - Manual Service Order - 1st	SOMAN	\$27.37	NA	\$18.94	NA	\$18.14	\$25.52	\$26.94	\$44.42	NA	
	NRC - Incremental Charge - Manual Service Order - Add'l	SOMAN	\$12.97	NA	\$8.42	NA	\$8.06	\$11.34	\$12.76	\$13.55	NA	
	NRC - Incremental Charge - Manual Service Order - Disconnect	SOMAN	\$17.77	NA	NA	NA	\$11.41	\$26.95	NA	NA	NA	
	NRC - Incremental Charge - Order Coordination - Time Specific (per LSR)	OCOCL	\$45.99	\$36.18	\$34.22	\$36.18	\$32.77	\$45.27	\$45.34	\$45.43	\$55.00	
4-Wire Analog VG Loop												

**BELLSOUTH/Xpedius RATES
NETWORK ELEMENTS
AND OTHER SERVICES**

	RC - Statewide, per month	UEAL4	NA	NA	NA	NA	NA	NA	NA	\$27.49	NA	NA
	RC - Zone 1, per month (Note 2)	UEAL4	\$24.01	\$24.26	\$22.26	\$20.92	\$24.36	\$22.38	TBD	\$29.47	\$29.47	\$15.92
	RC - Zone 2, per month (Note 2)	UEAL4	\$39.00	\$35.51	\$25.70	\$39.14	\$41.85	\$29.67	TBD	\$44.44	\$44.44	\$20.79
	RC - Zone 3, per month (Note 2)	UEAL4	\$70.67	\$78.35	\$40.85	\$67.56	\$85.47	\$42.40	TBD	\$58.85	\$58.85	\$27.18
	RC - Zone 4, per month (Note 2)	UEAL4	NA	NA	NA	NA	NA	\$55.96	NA	NA	NA	NA
	NRC - 1st	UEAL4	\$293.70	\$141.00	\$206.95	\$457.14	\$198.10	\$289.06	\$288.47	\$383.39	\$383.39	\$58.50
	NRC - Add'l	UEAL4	\$241.76	\$43.00	\$170.57	\$348.83	\$163.26	\$238.19	\$237.45	\$286.77	\$286.77	\$31.00
	NRC - Disconnect Charge - 1st	UEAL4	\$108.96	\$122.15	NA	NA	\$74.27	\$108.14	NA	NA	NA	NA
	NRC - Disconnect Charge - Add'l	UEAL4	\$57.01	\$27.42	NA	NA	\$39.44	\$57.28	NA	NA	NA	NA
	NRC - Service Order submitted Electronically, per LSR	SOMECE	\$3.50	\$2.75	\$3.50	\$3.50	\$3.50	\$3.50	\$3.50	\$3.50	\$3.50	\$3.50
	NRC - Service Order submitted Electronically, per LSR - Disconnect	SOMECE	NA	\$0.42	NA	NA	NA	NA	NA	NA	NA	TBD
	NRC - Service Order submitted Manually, per LSR	SOMAN	NA	\$21.56	NA	\$29.24	NA	NA	NA	NA	NA	\$19.99
	NRC - Service Order submitted Manually, per LSR, Disconnect	SOMAN	NA	\$3.84	NA	\$3.94	NA	NA	NA	NA	NA	TBD
	NRC - Incremental Charge - Manual Service Order - 1st	SOMAN	\$27.37	NA	\$18.94	NA	\$18.14	\$25.52	\$26.94	\$44.06	\$44.06	NA
	NRC - Incremental Charge - Manual Service Order - Add'l	SOMAN	\$12.97	NA	\$8.42	NA	\$8.06	\$11.34	\$12.76	\$13.55	\$13.55	NA
	NRC - Incremental Charge - Manual Service Order - Disconnect	SOMAN	\$17.77	NA	NA	NA	\$11.41	\$16.06	NA	NA	NA	NA
	NRC - Incremental Charge - Order Coordination - Time Specific (per LSR)	OCOSL	\$45.99	\$36.18	\$34.22	\$36.18	\$32.77	\$45.27	\$45.34	\$45.43	\$45.43	\$55.00
	2-Wire ISDN Digital Grade Loop											
	RC - Statewide, per month	U1L2X	NA	NA	NA	NA	NA	NA	NA	\$24.98	NA	NA
	RC - Zone 1, per month (Note 2)	U1L2X	\$23.23	\$32.34	\$21.89	\$23.66	\$21.15	\$21.86	TBD	\$26.68	\$26.68	\$15.92
	RC - Zone 2, per month (Note 2)	U1L2X	\$37.74	\$47.35	\$25.27	\$44.28	\$36.22	\$28.97	TBD	\$40.24	\$40.24	\$20.79
	RC - Zone 3, per month (Note 2)	U1L2X	\$68.38	\$104.47	\$40.17	\$76.42	\$74.19	\$41.40	TBD	\$53.29	\$53.29	\$27.18
	RC - Zone 4, per month (Note 2)	U1L2X	NA	NA	NA	NA	NA	\$54.64	NA	NA	NA	NA
	NRC - 1st	U1L2X	\$331.85	\$306.00	\$233.38	\$541.28	\$223.27	\$326.38	\$325.91	\$423.04	\$423.04	\$58.50
	NRC - Add'l	U1L2X	\$255.87	\$283.00	\$180.35	\$431.61	\$172.63	\$252.00	\$251.31	\$301.75	\$301.75	\$31.00
	NRC - Disconnect Charge - 1st	U1L2X	\$108.95	\$111.10	NA	NA	\$74.27	\$108.14	NA	NA	NA	NA
	NRC - Disconnect Charge - Add'l	U1L2X	\$57.01	\$18.28	NA	NA	\$39.44	\$57.27	NA	NA	NA	NA
	NRC - Service Order submitted Electronically, per LSR	SOMECE	\$3.50	\$2.75	\$3.50	\$3.50	\$3.50	\$3.50	\$3.50	\$3.50	\$3.50	\$3.50
	NRC - Service Order submitted Electronically, per LSR - Disconnect	SOMECE	NA	\$0.42	NA	NA	NA	NA	NA	NA	NA	TBD
	NRC - Service Order submitted Manually, per LSR	SOMAN	NA	\$21.56	NA	\$29.24	NA	NA	NA	NA	NA	\$19.99
	NRC - Service Order submitted Manually, per LSR, Disconnect	SOMAN	NA	\$3.84	NA	\$3.94	NA	NA	NA	NA	NA	TBD
	NRC - Incremental Charge - Manual Service Order - 1st	SOMAN	\$27.37	NA	\$18.94	NA	\$18.14	\$25.52	\$26.94	\$44.42	\$44.42	NA
	NRC - Incremental Charge - Manual Service Order - Add'l	SOMAN	\$12.97	NA	\$8.42	NA	\$8.06	\$11.34	\$12.76	\$13.55	\$13.55	NA
	NRC - Incremental Charge - Manual Service Order - Disconnect	SOMAN	\$17.77	NA	NA	NA	\$11.41	\$16.06	NA	NA	NA	NA
	NRC - Incremental Charge - Order Coordination - Time Specific (per LSR)	OCOSL	\$45.99	\$36.18	\$34.22	\$36.18	\$32.77	\$45.27	\$45.34	\$45.43	\$45.43	\$55.00
	2-Wire Universal Digital Carrier (UDC), statewide, per month	UDC2X	NA	NA	NA	NA	NA	NA	NA	\$24.98	NA	NA
	Zone 1, per month	UDC2X	\$23.23	\$32.34	\$21.89	\$23.66	\$21.15	\$21.86	TBD	\$26.68	\$26.68	\$15.92
	Zone 2, per month	UDC2X	\$37.74	\$47.35	\$25.27	\$44.28	\$36.22	\$28.97	TBD	\$40.24	\$40.24	\$20.79
	Zone 3, per month	UDC2X	\$68.38	\$104.47	\$40.17	\$76.42	\$74.19	\$41.40	TBD	\$53.29	\$53.29	\$27.18
	Zone 4, per month	UDC2X	NA	NA	NA	NA	NA	\$54.64	NA	NA	NA	NA
	NRC - 1st	UDC2X	\$331.85	\$306.00	\$233.38	\$541.28	\$223.27	\$326.38	\$325.91	\$423.04	\$423.04	\$58.50
	NRC - Add'l	UDC2X	\$255.87	\$283.00	\$180.35	\$431.61	\$172.63	\$252.00	\$251.31	\$301.75	\$301.75	\$31.00
	NRC - Disconnect Charge - 1st	UDC2X	\$108.95	\$111.10	NA	NA	\$74.27	\$108.14	NA	NA	NA	NA
	NRC - Disconnect Charge - Add'l	UDC2X	\$57.01	\$18.28	NA	NA	\$39.44	\$57.27	NA	NA	NA	NA
	NRC - Service Order submitted Electronically, per LSR	SOMECE	\$3.50	\$2.75	\$3.50	\$3.50	\$3.50	\$3.50	\$3.50	\$3.50	\$3.50	\$3.50
	NRC - Service Order submitted Electronically, per LSR - Disconnect	SOMECE	NA	\$0.42	NA	NA	NA	NA	NA	NA	NA	TBD
	NRC - Service Order submitted Manually, per LSR	SOMAN	NA	\$21.56	NA	\$29.24	NA	NA	NA	NA	NA	\$19.99
	NRC - Service Order submitted Manually, per LSR, Disconnect	SOMAN	NA	\$3.84	NA	\$3.94	NA	NA	NA	NA	NA	TBD
	NRC - Incremental Charge - Manual Service Order - 1st	SOMAN	\$27.37	NA	\$18.94	NA	\$18.14	\$25.52	\$26.94	\$44.42	\$44.42	NA
	NRC - Incremental Charge - Manual Service Order - Add'l	SOMAN	\$12.97	NA	\$8.42	NA	\$8.06	\$11.34	\$12.76	\$13.55	\$13.55	NA
	NRC - Incremental Charge - Manual Service Order - Disconnect	SOMAN	\$17.77	NA	NA	NA	\$11.41	\$16.06	NA	NA	NA	NA
	NRC - Incremental Charge - Order Coordination - Time Specific (per LSR)	OCOSL	\$45.99	\$36.18	\$34.22	\$36.18	\$32.77	\$45.27	\$45.34	\$45.43	\$45.43	\$55.00
	2-Wire ADSL Compatible Loop incl Man Svc Inquiry & Fac Reservation	UAL2X	NA	NA	NA	NA	NA	NA	NA	\$14.60	NA	NA

**BELLSOUTH/Xspedius RATES
NETWORK ELEMENTS
AND OTHER SERVICES**

	RC - Zone 1, per month (Note 2)	UAL2X	\$12.09	\$12.78	\$11.23	\$8.79	\$11.90	\$10.87	TBD	\$17.10	\$15.93	
	RC - Zone 2, per month (Note 2)	UAL2X	\$19.64	\$18.72	\$12.97	\$16.46	\$20.43	\$14.40	TBD	\$25.79	\$20.05	
	RC - Zone 3, per month (Note 2)	UAL2X	\$35.59	\$41.29	\$20.62	\$28.40	\$41.73	\$20.58	TBD	\$34.15	\$28.74	
	RC - Zone 4, per month (Note 2)	UAL2X	NA	NA	NA	NA	NA	\$27.16	NA	NA	NA	
	NRC - 1st	UAL2X	\$514.21	\$113.85	\$359.73	\$713.50	\$343.13	\$504.82	\$504.90	\$600.61	\$640.79	
	NRC - Add'l	UAL2X	\$464.58	\$99.61	\$325.15	\$609.44	\$310.03	\$456.24	\$456.17	\$507.33	\$541.94	
	NRC - Disconnect Charge - 1st	UAL2X	\$106.65	\$154.23	NA	NA	\$72.54	\$105.86	NA	NA	NA	
	NRC - Disconnect Charge - Add'l	UAL2X	\$56.98	\$35.23	NA	NA	\$39.42	\$57.25	\$26.94	NA	NA	
	NRC - Service Order submitted Electronically, per LSR	SOMECS	\$3.50	\$2.75	\$3.50	\$3.50	\$3.50	\$3.50	\$3.50	\$3.50	\$3.50	
	NRC - Service Order submitted Manually, per LSR	SOMAN	NA	\$21.56	NA	\$29.24	NA	NA	NA	NA	\$19.99	
	NRC - Service Order submitted Manually, per LSR, Disconnect	SOMAN	NA	\$3.84	NA	\$3.94	NA	NA	NA	NA	TBD	
	NRC - Incremental Charge - Manual Service Order - 1st	SOMAN	\$27.37	NA	\$18.94	NA	\$18.14	\$25.52	\$12.76	\$44.42	NA	
	NRC - Incremental Charge - Manual Service Order - Add'l	SOMAN	\$12.97	NA	\$8.42	NA	\$8.06	\$11.34	NA	\$13.55	NA	
	NRC - Incremental Charge - Manual Service Order - Disconnect	SOMAN	\$17.77	NA	NA	NA	\$11.41	\$16.06	NA	NA	NA	
	NRC - Incremental Charge - Order Coordination - Time Specific (per LSR)	OCOSL	\$45.99	\$36.18	\$34.22	\$36.18	\$32.77	\$45.27	\$45.34	\$45.43	\$55.00	
	2-Wire ADSL Compatible Loop without Man Svc Inquiry & Fac Reservation											
	RC - Statewide, per month	UAL2W	NA	NA	NA	NA	NA	NA	\$14.60	NA	NA	
	Zone 1, per month	UAL2W	\$12.09	\$12.78	\$11.23	\$8.79	\$11.90	\$10.87	TBD	\$17.10	\$15.93	
	Zone 2, per month	UAL2W	\$19.64	\$18.72	\$12.97	\$16.46	\$20.43	\$14.40	TBD	\$25.79	\$20.05	
	Zone 3, per month	UAL2W	\$35.59	\$41.29	\$20.62	\$28.40	\$41.73	\$20.58	TBD	\$34.15	\$28.74	
	Zone 4, per month	UAL2W	NA	NA	NA	NA	NA	\$27.16	NA	NA	NA	
	NRC - 1st	UAL2W	\$375.21	\$258.86	\$220.73	\$260.95	\$255.34	\$365.82	\$365.90	\$461.60	\$501.79	
	NRC - Add'l	UAL2W	\$325.58	\$175.48	\$186.15	\$176.21	\$170.72	\$317.24	\$317.17	\$368.33	\$402.94	
	NRC - Disconnect Charge - 1st	UAL2W	\$106.65	\$108.29	NA	\$112.86	\$112.32	\$105.86	NA	NA	NA	
	NRC - Disconnect Charge - Add'l	UAL2W	\$56.98	\$15.46	NA	\$15.88	\$15.81	\$57.25	\$26.94	NA	NA	
	NRC - Service Order submitted Electronically, per LSR	SOMECS	\$3.50	\$2.75	\$3.50	\$3.50	\$3.50	\$3.50	\$3.50	\$3.50	\$3.50	
	NRC - Service Order submitted Electronically, per LSR - Disconnect	SOMECS	NA	\$0.42	NA	NA	NA	NA	NA	NA	TBD	
	NRC - Service Order submitted Manually, per LSR	SOMAN	NA	\$21.56	NA	\$29.24	NA	NA	NA	NA	\$19.99	
	NRC - Service Order submitted Manually, per LSR, Disconnect	SOMAN	NA	\$3.84	NA	\$3.94	NA	NA	NA	NA	TBD	
	NRC - Incremental Charge - Manual Service Order - 1st	SOMAN	\$27.37	NA	\$18.94	NA	\$18.14	\$25.52	\$12.76	\$44.42	NA	
	NRC - Incremental Charge - Manual Service Order - Add'l	SOMAN	\$12.97	NA	\$8.42	NA	\$8.06	\$11.34	NA	\$13.55	NA	
	NRC - Incremental Charge - Manual Service Order - Disconnect	SOMAN	\$17.77	NA	NA	NA	\$11.41	\$16.06	NA	NA	NA	
	NRC - Incremental Charge - Order Coordination - Time Specific (per LSR)	OCOSL	\$45.99	\$36.18	\$34.22	\$36.18	\$32.77	\$45.27	\$45.34	\$45.43	\$55.00	
	2-Wire HDSL Compatible Loop, incl Man Svc Inquiry & Fac Reserv											
	RC - Statewide, per month	UHL2X	NA	NA	NA	NA	NA	NA	\$11.98	NA	NA	
	RC - Zone 1, per month (Note 2)	UHL2X	\$9.41	\$9.80	\$7.88	\$6.29	\$8.97	\$8.50	TBD	\$12.21	\$11.62	
	RC - Zone 2, per month (Note 2)	UHL2X	\$15.29	\$14.35	\$9.09	\$11.78	\$15.41	\$11.26	TBD	\$18.41	\$14.62	
	RC - Zone 3, per month (Note 2)	UHL2X	\$27.70	\$31.65	\$14.46	\$20.33	\$31.48	\$16.10	TBD	\$24.39	\$20.96	
	RC - Zone 4, per month (Note 2)	UHL2X	NA	NA	NA	NA	NA	\$21.25	NA	NA	NA	
	NRC - 1st	UHL2X	\$514.21	\$113.85	\$359.73	\$713.50	\$343.13	\$504.82	\$504.90	\$600.61	\$640.79	
	NRC - Add'l	UHL2X	\$464.58	\$99.61	\$325.15	\$609.44	\$310.03	\$456.24	\$456.17	\$507.33	\$541.94	
	NRC - Disconnect Charge - 1st	UHL2X	\$106.65	\$154.23	NA	NA	\$72.54	\$105.86	NA	NA	NA	
	NRC - Disconnect Charge - Add'l	UHL2X	\$56.98	\$35.23	NA	NA	\$39.42	\$57.25	NA	NA	NA	
	NRC - Service Order submitted Electronically, per LSR	SOMECS	\$3.50	\$2.75	\$3.50	\$3.50	\$3.50	\$3.50	\$3.50	\$3.50	\$3.50	
	NRC - Service Order submitted Electronically, per LSR - Disconnect	SOMECS	NA	\$0.42	NA	NA	NA	NA	NA	NA	TBD	
	NRC - Service Order submitted Manually, per LSR	SOMAN	NA	\$21.56	NA	\$29.24	NA	NA	NA	NA	\$19.99	
	NRC - Service Order submitted Manually, per LSR, Disconnect	SOMAN	NA	\$3.84	NA	\$3.94	NA	NA	NA	NA	TBD	
	NRC - Incremental Charge - Manual Service Order - 1st	SOMAN	\$27.37	NA	\$18.94	NA	\$18.14	\$25.52	\$26.94	\$44.06	NA	
	NRC - Incremental Charge - Manual Service Order - Add'l	SOMAN	\$12.97	NA	\$8.42	NA	\$8.06	\$11.34	\$12.76	\$13.55	NA	
	NRC - Incremental Charge - Manual Service Order - Disconnect	SOMAN	\$17.77	NA	NA	NA	\$11.41	\$16.06	NA	NA	NA	
	NRC - Incremental Charge - Order Coordination - Time Specific (per LSR)	OCOSL	\$45.99	\$36.18	\$34.22	\$36.18	\$32.77	\$45.27	\$45.34	\$45.43	\$55.00	
	2-Wire HDSL Compatible Loop, without Man Svc Inquiry & Fac Reserv											
	Statewide, per month	UHL2W	NA	NA	NA	NA	NA	NA	\$11.98	NA	NA	
	Zone 1, per month	UHL2W	\$9.41	\$9.80	\$7.88	\$6.29	\$8.97	\$8.50	TBD	\$12.21	\$11.62	
	Zone 2, per month	UHL2W	\$15.29	\$14.35	\$9.09	\$11.78	\$15.41	\$11.26	TBD	\$18.41	\$14.62	

**BELLSOUTH/Xspedius RATES
NETWORK ELEMENTS
AND OTHER SERVICES**

	Zone 3, per month	UHL2W	\$27.70	\$31.65	\$14.48	\$20.33	\$31.48	\$16.10	TBD	\$24.39	\$20.96	
	Zone 4, per month	UHL2W	NA	NA	NA	NA	NA	\$21.25	NA	NA	NA	
	NRC - 1st	UHL2W	\$375.21	\$276.19	\$220.73	\$278.28	\$272.64	\$365.82	\$365.90	\$461.60	\$501.79	
	NRC - Add'l	UHL2W	\$325.58	\$192.81	\$186.15	\$193.54	\$188.02	\$317.24	\$317.17	\$368.33	\$402.94	
	NRC - Disconnect Charge - 1st	UHL2W	\$106.65	\$108.29	NA	\$112.86	\$112.32	\$105.86	NA	NA	NA	
	NRC - Disconnect Charge - Add'l	UHL2W	\$56.98	\$15.46	NA	\$15.88	\$15.81	\$57.25	NA	NA	NA	
	NRC - Service Order submitted Electronically, per LSR	SOMEK	\$3.50	\$2.75	\$3.50	\$3.50	\$3.50	\$3.50	\$3.50	\$3.50	\$3.50	
	NRC - Service Order submitted Electronically, per LSR - Disconnect	SOMEK	NA	\$0.42	NA	NA	NA	NA	NA	NA	TBD	
	NRC - Service Order submitted Manually, per LSR	SOMAN	NA	\$21.56	NA	\$29.24	NA	NA	NA	NA	\$19.99	
	NRC - Service Order submitted Manually, per LSR, Disconnect	SOMAN	NA	\$3.84	NA	\$3.94	NA	NA	NA	NA	TBD	
	NRC - Incremental Charge - Manual Service Order - 1st	SOMAN	\$27.37	NA	\$18.94	NA	\$18.14	\$25.52	\$26.94	\$44.06	NA	
	NRC - Incremental Charge - Manual Service Order - Add'l	SOMAN	\$12.97	NA	\$8.42	NA	\$8.06	\$11.34	\$12.76	\$13.55	NA	
	NRC - Incremental Charge - Manual Service Order - Disconnect	SOMAN	\$17.77	NA	NA	NA	\$11.41	\$16.06	NA	NA	NA	
	NRC - Incremental Charge - Order Coordination - Time Specific (per LSR)	OCOSL	\$45.99	\$36.18	\$34.22	\$36.18	\$32.77	\$45.27	\$45.34	\$45.43	\$55.00	
	4-Wire HDSL Compatible Loop, incl Man Svc Inquiry & Fac Reserv											
	RC - Statewide, per month	UHL4X	NA	NA	NA	NA	NA	NA	\$13.97	NA	\$17.91	
	RC - Zone 1, per month (Note 2)	UHL4X	\$11.52	\$14.75	\$10.39	\$7.68	\$12.97	\$10.36	TBD	\$16.21	\$15.46	
	RC - Zone 2, per month (Note 2)	UHL4X	\$18.71	\$21.59	\$12.00	\$14.38	\$21.76	\$13.73	TBD	\$24.45	\$19.46	
	RC - Zone 3, per month (Note 2)	UHL4X	\$33.90	\$47.64	\$19.07	\$24.82	\$44.44	\$19.62	TBD	\$32.38	\$27.88	
	RC - Zone 4, per month (Note 2)	UHL4X	NA	NA	NA	NA	NA	\$25.90	NA	NA	NA	
	NRC - 1st	UHL4X	\$541.13	\$116.91	\$378.86	\$748.93	\$361.45	\$531.21	\$531.35	\$625.11	\$666.70	
	NRC - Add'l	UHL4X	\$491.50	\$101.71	\$344.28	\$646.17	\$328.35	\$482.63	\$482.62	\$532.78	\$568.86	
	NRC - Disconnect Charge - 1st	UHL4X	\$106.65	\$161.19	NA	NA	\$72.54	\$105.86	NA	NA	NA	
	NRC - Disconnect Charge - Add'l	UHL4X	\$56.98	\$26.10	NA	NA	\$39.42	\$57.25	NA	NA	NA	
	NRC - Service Order submitted Electronically, per LSR	SOMEK	\$3.50	\$2.75	\$3.50	\$3.50	\$3.50	\$3.50	\$3.50	\$3.50	\$3.50	
	NRC - Service Order submitted Electronically, per LSR - Disconnect	SOMEK	NA	\$0.42	NA	NA	NA	NA	NA	NA	TBD	
	NRC - Service Order submitted Manually, per LSR	SOMAN	NA	\$21.56	NA	\$29.24	NA	NA	NA	NA	\$19.99	
	NRC - Service Order submitted Manually, per LSR, Disconnect	SOMAN	NA	\$3.84	NA	\$3.94	NA	NA	NA	NA	TBD	
	NRC - Incremental Charge - Manual Service Order - 1st	SOMAN	\$27.37	NA	\$18.94	NA	\$18.14	\$25.52	\$26.94	\$44.06	NA	
	NRC - Incremental Charge - Manual Service Order - Add'l	SOMAN	\$12.97	NA	\$8.42	NA	\$8.06	\$11.34	\$12.76	\$13.55	NA	
	NRC - Incremental Charge - Manual Service Order - Disconnect	SOMAN	\$17.77	NA	NA	NA	\$11.41	\$16.06	NA	NA	NA	
	NRC - Incremental Charge - Order Coordination - Time Specific (per LSR)	OCOSL	\$45.99	\$36.18	\$34.22	\$36.18	\$32.77	\$45.27	\$45.34	\$45.43	\$55.00	
	4-Wire HDSL Compatible Loop, without Man Svc Inquiry & Fac Res											
	Statewide, per month	UHL4W	NA	NA	NA	NA	NA	NA	\$13.97	NA	\$17.91	
	Zone 1, per month	UHL4W	\$11.52	\$14.75	\$10.39	\$7.68	\$12.97	\$10.36	TBD	\$16.21	\$15.46	
	Zone 2, per month	UHL4W	\$18.71	\$21.59	\$12.00	\$14.38	\$21.76	\$13.73	TBD	\$24.45	\$19.46	
	Zone 3, per month	UHL4W	\$33.90	\$47.64	\$19.07	\$24.82	\$44.44	\$19.62	TBD	\$32.38	\$27.88	
	Zone 4, per month	UHL4W	NA	NA	NA	NA	NA	\$25.90	NA	NA	NA	
	NRC - 1st	UHL4W	\$402.13	\$333.40	\$239.86	\$276.76	\$329.76	\$392.21	\$392.35	\$486.11	\$527.70	
	NRC - Add'l	UHL4W	\$352.50	\$250.01	\$205.28	\$192.02	\$245.15	\$343.63	\$343.62	\$393.78	\$429.86	
	NRC - Disconnect Charge - 1st	UHL4W	\$106.65	\$114.30	NA	\$122.17	\$124.19	\$105.86	NA	NA	NA	
	NRC - Disconnect Charge - Add'l	UHL4W	\$56.98	\$19.58	NA	\$20.64	\$20.98	\$57.25	NA	NA	NA	
	NRC - Service Order submitted Electronically, per LSR	SOMEK	\$3.50	\$2.75	\$3.50	\$3.50	\$3.50	\$3.50	\$3.50	\$3.50	\$3.50	
	NRC - Service Order submitted Electronically, per LSR - Disconnect	SOMEK	NA	\$0.42	NA	NA	NA	NA	NA	NA	TBD	
	NRC - Service Order submitted Manually, per LSR	SOMAN	NA	\$21.56	NA	\$29.24	NA	NA	NA	NA	\$19.99	
	NRC - Service Order submitted Manually, per LSR, Disconnect	SOMAN	NA	\$3.84	NA	\$3.94	NA	NA	NA	NA	TBD	
	NRC - Incremental Charge - Manual Service Order - 1st	SOMAN	\$27.37	NA	\$18.94	NA	\$18.14	\$25.52	\$26.94	\$44.06	NA	
	NRC - Incremental Charge - Manual Service Order - Add'l	SOMAN	\$12.97	NA	\$8.42	NA	\$8.06	\$11.34	\$12.76	\$13.55	NA	
	NRC - Incremental Charge - Manual Service Order - Disconnect	SOMAN	\$17.77	NA	NA	NA	\$11.41	\$16.06	NA	NA	NA	
	NRC - Incremental Charge - Order Coordination - Time Specific (per LSR)	OCOSL	\$45.99	\$36.18	\$34.22	\$36.18	\$32.77	\$45.27	\$45.34	\$45.43	\$55.00	

BELLSOUTH/Xpedius RATES
NETWORK ELEMENTS
AND OTHER SERVICES

4-Wire DS1 Digital Loop											
	RC - Statewide, per month	USLXX	NA	NA	NA	NA	NA	NA	\$62.78	NA	NA
	RC - Zone 1, per month (Note 2)	USLXX	\$51.74	\$64.69	\$55.53	\$50.26	\$56.32	\$50.99	TBD	\$59.61	\$57.73
	RC - Zone 2, per month (Note 2)	USLXX	\$84.05	\$94.71	\$64.13	\$94.06	\$96.73	\$67.58	TBD	\$89.90	\$75.40
	RC - Zone 3, per month (Note 2)	USLXX	\$152.29	\$208.93	\$101.93	\$162.34	\$197.57	\$96.58	TBD	\$119.06	\$98.59
	RC - Zone 4, per month (Note 2)	USLXX	NA	NA	NA	NA	NA	\$127.47	NA	NA	NA
	NRC - 1st	USLXX	\$610.13	\$540.00	\$429.98	\$849.80	\$410.38	\$599.09	\$714.84	\$715.77	\$313.08
	NRC - Add'l	USLXX	\$380.26	\$465.00	\$268.18	\$523.27	\$255.48	\$373.90	\$421.47	\$421.50	\$219.72
	NRC - Disconnect Charge - 1st	USLXX	\$134.77	\$82.85	NA	NA	\$92.35	\$133.53	NA	NA	\$96.86
	NRC - Disconnect Charge - Add'l	USLXX	\$55.97	\$21.69	NA	NA	\$38.44	\$56.25	NA	NA	\$40.45
	NRC - Service Order submitted Electronically, per LSR	SOME C	\$3.50	\$2.75	\$3.50	\$3.50	\$3.50	\$3.50	\$3.50	\$3.50	\$3.50
	NRC - Service Order submitted Electronically, per LSR - Disconnect	SOME C	NA	\$0.42	NA	NA	NA	NA	NA	NA	TBD
	NRC - Service Order submitted Manually, per LSR	SOMAN	NA	\$21.56	NA	\$29.24	NA	NA	NA	NA	\$19.99
	NRC - Service Order submitted Manually, per LSR, Disconnect	SOMAN	NA	\$3.84	NA	\$3.94	NA	NA	NA	NA	TBD
	NRC - Incremental Charge - Manual Service Order - 1st	SOMAN	\$27.37	NA	\$18.94	NA	\$18.14	\$25.52	\$26.94	\$43.77	NA
	NRC - Incremental Charge - Manual Service Order - Add'l	SOMAN	\$12.97	NA	\$8.42	NA	\$8.06	\$11.34	\$12.76	\$13.55	NA
	NRC - Incremental Charge - Manual Service Order - Disconnect	SOMAN	\$17.77	NA	NA	NA	\$11.41	\$16.06	NA	NA	NA
	NRC - Incremental Charge - Order Coordination - Time Specific (per LSR)	OCOSL	\$49.18	\$36.18	\$34.52	\$36.18	\$33.05	\$48.17	\$45.34	\$48.47	\$55.00
4-Wire 56 Kbps Dig Grade Loop											
	RC - Statewide, per month	UDL56	NA	NA	NA	NA	NA	NA	\$32.67	NA	\$42.23
	RC - Zone 1, per month (Note 2)	UDL56	\$27.33	\$39.08	\$25.75	\$35.92	\$27.50	\$25.61	TBD	\$34.26	\$36.45
	RC - Zone 2, per month (Note 2)	UDL56	\$44.40	\$57.21	\$29.74	\$40.32	\$47.24	\$33.94	TBD	\$51.67	\$45.87
	RC - Zone 3, per month (Note 2)	UDL56	\$80.45	\$126.22	\$47.27	\$37.90	\$96.48	\$48.51	TBD	\$68.43	\$65.75
	RC - Zone 4, per month (Note 2)	UDL56	NA	NA	NA	NA	NA	\$64.02	NA	NA	NA
	NRC - 1st	UDL56	\$498.05	\$654.72	\$348.55	\$258.62	\$333.28	\$489.00	\$489.04	\$602.73	\$643.00
	NRC - Add'l	UDL56	\$343.70	\$428.45	\$241.20	\$176.11	\$230.50	\$337.93	\$337.51	\$393.50	\$421.26
	NRC - Disconnect Charge - 1st	UDL56	\$129.62	\$122.15	NA	\$127.74	\$87.99	\$128.36	NA	\$44.06	NA
	NRC - Disconnect Charge - Add'l	UDL56	\$64.25	\$27.42	NA	\$27.90	\$44.24	\$64.35	NA	\$13.55	NA
	NRC - Service Order submitted Electronically, per LSR	SOME C	\$3.50	\$2.75	\$3.50	\$3.50	\$3.50	\$3.50	\$3.50	\$3.50	\$3.50
	NRC - Service Order submitted Electronically, per LSR - Disconnect	SOME C	NA	\$0.42	NA	NA	NA	NA	NA	NA	TBD
	NRC - Service Order submitted Manually, per LSR	SOMAN	NA	\$21.56	NA	\$29.24	NA	NA	NA	NA	\$19.99
	NRC - Service Order submitted Manually, per LSR, Disconnect	SOMAN	NA	\$3.84	NA	\$3.94	NA	NA	NA	NA	TBD
	NRC - Incremental Charge - Manual Service Order - 1st	SOMAN	\$27.37	NA	\$18.94	NA	\$18.14	\$25.52	\$26.94	NA	NA
	NRC - Incremental Charge - Manual Service Order - Add'l	SOMAN	\$12.97	NA	\$8.42	NA	\$8.06	\$11.34	\$12.76	NA	NA
	NRC - Incremental Charge - Manual Service Order - Disconnect	SOMAN	\$17.77	NA	NA	NA	\$11.41	\$16.06	NA	NA	NA
	NRC - Incremental Charge - Order Coordination - Time Specific (per LSR)	OCOSL	\$45.99	\$36.18	\$34.22	\$36.18	\$32.77	\$45.27	\$45.34	\$45.43	\$55.00
4-Wire 64 Kbps Dig Grade Loop											
	RC - Statewide, per month	UDL64	NA	NA	NA	NA	NA	NA	\$32.67	\$41.70	\$42.23
	RC - Zone 1, per month (Note 2)	UDL64	\$27.33	\$39.08	\$25.75	\$35.92	\$27.50	\$25.61	TBD	\$34.26	\$36.45
	RC - Zone 2, per month (Note 2)	UDL64	\$44.40	\$57.21	\$29.74	\$40.32	\$47.24	\$33.94	TBD	\$51.67	\$45.87
	RC - Zone 3, per month (Note 2)	UDL64	\$80.45	\$126.22	\$47.27	\$37.90	\$96.48	\$48.51	TBD	\$68.43	\$65.75
	RC - Zone 4, per month (Note 2)	UDL64	NA	NA	NA	NA	NA	\$64.02	NA	NA	NA
	NRC - 1st	UDL64	\$498.05	\$654.72	\$348.55	\$258.62	\$333.28	\$489.00	\$489.04	\$602.73	\$643.00
	NRC - Add'l	UDL64	\$343.70	\$428.45	\$241.20	\$176.11	\$230.50	\$337.93	\$337.51	\$393.50	\$421.26
	NRC - Disconnect Charge - 1st	UDL64	\$129.62	\$122.15	NA	\$127.74	\$87.99	\$128.36	NA	\$44.06	NA
	NRC - Disconnect Charge - Add'l	UDL64	\$64.25	\$27.42	NA	\$27.90	\$44.24	\$64.35	NA	\$13.55	NA
	NRC - Service Order submitted Electronically, per LSR	SOME C	\$3.50	\$2.75	\$3.50	\$3.50	\$3.50	\$3.50	\$3.50	\$3.50	\$3.50

**BELLSOUTH/Xspedius RATES
NETWORK ELEMENTS
AND OTHER SERVICES**

	NRC - Service Order submitted Electronically, per LSR - Disconnect	SOME C	NA	\$0.42	NA	NA	NA	NA	NA	NA	NA	NA
	NRC - Service Order submitted Manually, per LSR	SOMAN	NA	\$21.56	NA	\$29.24	NA	NA	NA	NA	NA	\$19.99
	NRC - Service Order submitted Manually, per LSR, Disconnect	SOMAN	NA	\$3.84	NA	\$3.94	NA	NA	NA	NA	NA	NA
	NRC - Incremental Charge - Manual Service Order - 1st	SOMAN	\$27.37	NA	\$18.94	NA	\$18.14	\$25.52	\$26.94	NA	NA	NA
	NRC - Incremental Charge - Manual Service Order - Add'l	SOMAN	\$12.97	NA	\$8.42	NA	\$8.06	\$11.34	\$12.76	NA	NA	NA
	NRC - Incremental Charge - Manual Service Order - Disconnect	SOMAN	\$17.77	NA	NA	NA	\$11.41	\$16.06	NA	NA	NA	NA
	NRC - Incremental Charge - Order Coordination - Time Specific (per LSR)	OCOSL	\$45.99	\$36.18	\$34.22	\$36.18	\$32.77	\$45.27	\$45.34	\$45.43	\$55.00	
	2-Wire Unb Copper Loop/Short(< or = 18kft), incl Man SI & Fac Res*											
	RC - Statewide, per month	UCLPB	\$15.11	NA	\$13.97	NA	NA	NA	NA	NA	\$20.81	NA
	RC - Zone 1, per month (Note 2)	UCLPB	TBD	\$18.60	\$19.80	\$14.94	\$16.34	\$16.85	\$12.27	\$18.90	\$19.85	
	RC - Zone 2, per month (Note 2)	UCLPB	TBD	\$27.23	\$22.86	\$15.15	\$17.99	\$22.34	\$20.63	\$28.50	\$24.98	
	RC - Zone 3, per month (Note 2)	UCLPB	TBD	\$60.07	\$36.34	\$15.73	\$18.83	\$31.92	\$23.88	\$37.75	\$35.81	
	RC - Zone 4, per month (Note 2)	UCLPB	NA	NA	NA	NA	NA	\$42.13	NA	NA	NA	
	NRC - 1st	UCLPB	\$514.21	\$389.84	\$395.16	\$391.93	\$386.13	\$504.82	\$450.00	\$600.61	\$270.01	
	NRC - Add'l	UCLPB	\$464.58	\$251.26	\$217.39	\$251.98	\$246.38	\$456.24	\$390.00	\$507.33	\$234.63	
	NRC - Disconnect Charge - 1st	UCLPB	TBD	\$154.23	\$142.27	\$160.06	\$159.29	\$105.86	NA	NA	\$74.54	
	NRC - Disconnect Charge - Add'l	UCLPB	TBD	\$35.23	\$37.86	\$36.20	\$36.02	\$57.25	NA	NA	\$39.14	
	NRC - Service Order submitted Electronically, per LSR	SOME C	\$3.50	\$2.75	\$3.50	\$3.50	\$3.50	\$3.50	\$3.50	\$3.50	\$3.50	
	NRC - Service Order submitted Electronically, per LSR - Disconnect	SOME C	NA	\$0.42	NA	NA	NA	NA	NA	NA	NA	
	NRC - Service Order submitted Manually, per LSR	SOMAN	NA	\$21.56	NA	\$29.24	NA	NA	NA	NA	NA	\$19.99
	NRC - Service Order submitted Manually, per LSR, Disconnect	SOMAN	NA	\$3.84	NA	\$3.94	NA	NA	NA	NA	NA	NA
	NRC - Incremental Charge - Manual Service Order - 1st	SOMAN	\$47.00	NA	\$18.94	NA	\$18.14	\$25.52	\$26.94	\$47.00	NA	NA
	NRC - Incremental Charge - Manual Service Order - Add'l	SOMAN	\$21.00	NA	\$8.42	NA	\$8.06	\$11.34	\$12.76	\$25.52	NA	NA
	NRC - Incremental Charge - Manual Service Order - Disconnect - 1st	SOMAN	\$17.77	NA	\$142.27	NA	\$11.41	\$16.06	NA	\$21.00	NA	NA
	NRC - Incremental Charge - Manual Service Order - Disconnect - Add'l	SOMAN	\$17.77	NA	\$37.86	NA	\$11.41	\$16.06	NA	\$21.00	NA	NA
	NRC - Incremental Charge - Manual Order Coordination - per loop	UCLMC	\$16.00	\$16.31	\$36.46	\$16.31	\$32.77	\$45.27	\$16.00	\$45.43	\$34.29	
	2-Wire Unb Copper Loop/Short (< or = 18kft), without Man SI & Fac Res											
	RC - Statewide, per moth	UCLPW	NA	NA	NA	NA	NA	NA	NA	NA	\$20.81	NA
	Zone 1, per month	UCLPW	TBD	\$18.60	\$11.90	\$14.94	\$16.34	\$16.85	\$12.27	\$18.90	\$19.85	
	Zone 2, per month	UCLPW	TBD	\$27.23	\$13.74	\$15.15	\$17.99	\$22.34	\$20.63	\$28.50	\$24.98	
	Zone 3, per month	UCLPW	TBD	\$60.07	\$21.83	\$15.73	\$18.83	\$31.92	\$23.88	\$37.75	\$35.81	
	Zone 4, per month	UCLPW	NA	NA	NA	NA	NA	\$42.13	NA	NA	NA	
	NRC - 1st	UCLPW	\$375.21	\$257.00	\$154.13	\$259.09	\$253.48	\$365.82	\$311.00	\$461.61	\$131.01	
	NRC - Add'l	UCLPW	\$325.58	\$173.62	\$139.75	\$174.35	\$168.86	\$317.24	\$251.00	\$368.33	\$95.63	
	NRC - Disconnect Charge - 1st	UCLPW	TBD	\$108.29	\$140.73	\$112.86	\$112.32	\$105.86	NA	NA	\$74.54	
	NRC - Disconnect Charge - Add'l	UCLPW	TBD	\$15.46	\$37.45	\$15.88	\$15.81	\$57.25	NA	NA	\$39.14	
	NRC - Service Order submitted Electronically, per LSR	SOME C	\$3.50	\$2.75	\$3.50	\$3.50	\$3.50	\$3.50	\$3.50	\$3.50	\$3.50	
	NRC - Service Order submitted Electronically, per LSR - Disconnect	SOME C	NA	\$0.42	NA	NA	NA	NA	NA	NA	NA	
	NRC - Service Order submitted Manually, per LSR	SOMAN	NA	\$21.56	NA	\$29.24	NA	NA	NA	NA	NA	\$19.99
	NRC - Service Order submitted Manually, per LSR, Disconnect	SOMAN	NA	\$3.84	NA	\$3.94	NA	NA	NA	NA	NA	NA
	NRC - Incremental Charge - Manual Service Order - 1st	SOMAN	\$47.00	NA	NA	NA	\$18.14	\$25.52	\$26.94	\$47.00	NA	NA
	NRC - Incremental Charge - Manual Service Order - Add'l	SOMAN	\$21.00	NA	NA	NA	\$8.06	\$11.34	\$12.76	\$25.52	NA	NA
	NRC - Incremental Charge - Manual Service Order - Disconnect - 1st	SOMAN	\$17.77	NA	NA	NA	\$11.41	\$16.06	NA	\$21.00	NA	NA
	NRC - Incremental Charge - Manual Service Order - Disconnect - Add'l	SOMAN	\$17.77	NA	NA	NA	\$11.41	\$16.06	NA	\$21.00	NA	NA
	NRC - Incremental Charge - Manual Order Coordination - per loop	UCLMC	\$16.00	\$16.31	\$36.46	\$16.31	\$32.77	\$45.27	\$16.00	\$45.43	\$34.29	
	2-Wire Unb Copper Loop/Long (> 18kft), incl Man SI & Fac Res											
	RC - Statewide, per month	UCL2L	\$40.00	NA	\$41.61	NA	NA	NA	NA	NA	NA	NA
	RC - Zone 1, per month (Note 2)	UCL2L	TBD	\$48.79	\$19.80	\$36.19	\$43.92	\$16.85	\$38.66	\$18.90	\$19.85	
	RC - Zone 2, per month (Note 2)	UCL2L	TBD	\$58.13	\$22.86	\$49.31	\$59.76	\$22.34	\$64.03	\$28.50	\$24.98	
	RC - Zone 3, per month (Note 2)	UCL2L	TBD	\$71.17	\$36.34	\$80.78	\$104.74	\$31.92	\$73.89	\$37.75	\$35.81	
	RC - Zone 4, per month (Note 2)	UCL2L	NA	NA	NA	NA	NA	\$42.13	NA	NA	NA	
	NRC - 1st	UCL2L	\$514.21	\$331.86	\$395.16	\$333.21	\$332.73	\$504.82	\$450.00	\$600.61	\$270.01	

**BELLSOUTH/Xspedius RATES
NETWORK ELEMENTS
AND OTHER SERVICES**

	NRC - Add'l	UCL2L	\$464.58	\$193.27	\$217.39	\$193.26	\$192.99	\$456.24	\$390.00	\$507.33	\$234.63	
	NRC - Disconnect Charge - 1st	UCL2L	NA	\$154.23	\$142.27	\$160.06	\$159.29	\$105.86	NA	NA	\$74.54	
	NRC - Disconnect Charge - Add'l	UCL2L	NA	NA	\$37.86	\$36.20	\$36.02	\$57.25	NA	NA	\$39.14	
	NRC - Service Order submitted Electronically, per LSR	SOME C	\$3.50	\$2.75	\$3.50	\$3.50	\$3.50	\$3.50	\$3.50	\$3.50	\$3.50	
	NRC - Service Order submitted Electronically, per LSR - Disconnect	SOME C	NA	\$0.42	NA	NA	NA	NA	NA	NA	TBD	
	NRC - Service Order submitted Manually, per LSR	SOMAN	NA	\$21.56	NA	\$29.24	NA	NA	NA	NA	\$19.99	
	NRC - Service Order submitted Manually, per LSR, Disconnect	SOMAN	NA	\$3.84	NA	\$3.94	NA	NA	NA	NA	TBD	
	NRC - Incremental Charge - Manual Service Order - 1st	SOMAN	\$47.00	NA	\$18.94	\$47.00	\$18.14	\$25.52	\$26.94	\$47.00	NA	
	NRC - Incremental Charge - Manual Service Order - Add'l	SOMAN	\$21.00	NA	\$8.42	NA	\$8.06	\$11.34	\$12.76	\$25.52	NA	
	NRC - Incremental Charge - Manual Service Order - Disconnect - 1st	SOMAN	\$17.77	NA	\$142.27	NA	\$11.41	\$16.06	NA	\$21.00	NA	
	NRC - Incremental Charge - Manual Service Order - Disconnect - Add'L	SOMAN	\$17.77	NA	\$37.86	NA	\$11.41	\$16.06	NA	\$21.00	NA	
	NRC - Incremental Charge - Manual Order Coordination - per loop	UCLMC	\$16.00	\$16.31	\$36.46	\$16.31	\$32.77	\$45.27	\$16.00	\$45.43	\$34.29	
	2-Wire Unb Copper Loop/Long (> 18kft), without Man SI & Fac Res											
	RC - Statewide, per month	UCL2W	\$40.00	NA	\$37.00	NA	NA	NA	NA	NA	NA	
	Zone 1, per month	UCL2W	TBD	\$48.79	TBD	\$36.19	\$43.92	\$16.85	\$38.66	\$18.90	\$19.85	
	Zone 2, per month	UCL2W	TBD	\$58.13	TBD	\$49.31	\$59.76	\$22.34	\$64.03	\$28.50	\$24.98	
	Zone 3, per month	UCL2W	TBD	\$71.17	TBD	\$80.78	\$104.74	\$31.92	\$73.89	\$37.75	\$35.81	
	Zone 4, per month	UCL2W	NA	NA	NA	NA	NA	\$42.13	NA	NA	NA	
	NRC - 1st	UCL2W	\$375.21	\$199.01	\$154.13	\$200.37	\$200.08	\$365.82	\$311.00	\$461.61	\$131.01	
	NRC - Add'l	UCL2W	\$325.58	\$115.63	\$139.75	\$115.63	\$115.46	\$317.24	\$251.00	\$368.33	\$95.63	
	NRC - Disconnect Charge - 1st	UCL2W	NA	\$108.29	TBD	\$112.86	\$112.32	\$105.86	NA	NA	\$74.54	
	NRC - Disconnect Charge - Add'l	UCL2W	NA	\$15.46	TBD	\$15.88	\$15.81	\$57.25	NA	NA	\$39.14	
	NRC - Service Order submitted Electronically, per LSR	SOME C	\$3.50	\$2.75	\$3.50	\$3.50	\$3.50	\$3.50	\$3.50	\$3.50	\$3.50	
	NRC - Service Order submitted Electronically, per LSR - Disconnect	SOME C	NA	\$0.42	NA	NA	NA	NA	NA	NA	NA	
	NRC - Service Order submitted Manually, per LSR	SOMAN	NA	\$21.56	NA	\$29.24	NA	NA	NA	NA	\$19.99	
	NRC - Service Order submitted Manually, per LSR, Disconnect	SOMAN	NA	\$3.84	NA	\$3.94	NA	NA	NA	NA	NA	
	NRC - Incremental Charge - Manual Service Order - 1st	SOMAN	\$47.00	NA	TBD	NA	\$18.14	\$25.52	\$26.94	\$47.00	NA	
	NRC - Incremental Charge - Manual Service Order - Add'l	SOMAN	\$21.00	NA	TBD	NA	\$8.06	\$11.34	\$12.76	\$25.52	NA	
	NRC - Incremental Charge - Manual Service Order - Disconnect - 1st	SOMAN	\$17.77	NA	TBD	NA	\$11.41	\$16.06	NA	\$21.00	NA	
	NRC - Incremental Charge - Manual Service Order - Disconnect - Add'L	SOMAN	\$17.77	NA	TBD	NA	\$11.41	\$16.06	NA	\$21.00	NA	
	NRC - Incremental Charge - Manual Order Coordination - per loop	UCLMC	\$16.00	\$16.31	\$36.46	\$16.31	\$32.77	\$45.27	\$16.00	\$45.43	\$34.29	
	4-Wire Unb Copper Loop/Short (< or = 18kft), incl Man SI & Fac Res											
	Statewide, per month*	UCL4S	TBD	NA	\$19.34	NA	NA	NA	NA	NA	NA	
	Zone 1, per month	UCL4S	TBD	\$25.56	\$16.65	\$25.26	\$29.14	\$25.00	\$18.49	\$25.00	\$25.00	
	Zone 2, per month	UCL4S	TBD	\$30.53	\$19.22	\$23.00	\$26.62	\$27.50	\$29.75	\$27.50	\$27.50	
	Zone 3, per month	UCL4S	TBD	\$32.24	\$30.55	\$19.08	\$28.75	\$30.00	\$34.14	\$30.00	\$30.00	
	Zone 4, per month	UCL4S	NA	NA	NA	NA	NA	\$35.00	NA	NA	NA	
	NRC - 1st	UCL4S	TBD	\$438.27	\$353.80	\$440.35	\$434.49	\$400.00	\$400.00	\$400.00	\$400.00	
	NRC - Add'l	UCL4S	TBD	\$299.68	\$162.61	\$300.41	\$294.74	\$300.00	\$300.00	\$300.00	\$300.00	
	NRC - Disconnect Charge - 1st	UCL4S	TBD	\$161.19	\$156.25	\$171.58	\$174.43	\$150.00	\$150.00	\$150.00	\$150.00	
	NRC - Disconnect Charge - Add'l	UCL4S	TBD	\$39.76	\$41.96	\$41.90	\$42.60	\$40.00	\$40.00	\$40.00	\$40.00	
	NRC - Service Order submitted Electronically, per LSR	SOME C	\$3.50	\$2.75	\$3.50	\$3.50	\$3.50	\$3.50	\$3.50	\$3.50	\$3.50	
	NRC - Service Order submitted Electronically, per LSR - Disconnect	SOME C	NA	\$0.42	NA	NA	NA	NA	NA	NA	NA	
	NRC - Service Order submitted Manually, per LSR	SOMAN	NA	\$21.56	NA	\$29.24	NA	NA	NA	NA	\$19.99	
	NRC - Service Order submitted Manually, per LSR, Disconnect	SOMAN	NA	\$3.84	NA	\$3.94	NA	NA	NA	NA	NA	
	NRC - Incremental Charge - Manual Service Order - 1st	SOMAN	TBD	NA	NA	NA	\$18.14	\$25.52	\$26.94	\$47.00	NA	
	NRC - Incremental Charge - Manual Service Order - Add'l	SOMAN	TBD	NA	NA	NA	\$8.06	\$11.34	\$12.76	\$25.52	NA	
	NRC - Incremental Charge - Manual Service Order - Disconnect	SOMAN	TBD	NA	NA	NA	\$11.41	\$16.06	NA	\$21.00	NA	

BELLSOUTH/Xpedius RATES
NETWORK ELEMENTS
AND OTHER SERVICES

	NRC - Incremental Charge - Manual Service Order - Disconnect - Add'L	SOMAN				NA	\$11.41	\$16.06	NA	\$21.00	NA	
	NRC - Incremental Charge - Manual Order Coordination - per loop	UCLMC	TBD	\$16.31	\$36.46	\$16.31	\$32.77	\$45.27	\$16.00	\$45.43	\$34.29	
	4-Wire Unb Copper Loop/Short (< or = 18kft), without Man SI & Fac Res											
	RC - Statewide, per month	UCL4W	TBD	NA	\$19.34	NA	NA	NA	NA	NA	NA	
	Zone 1, per month	UCL4W	TBD	\$25.56	\$16.65	\$25.26	\$29.14	\$25.00	\$18.49	\$25.00	\$25.00	
	Zone 2, per month	UCL4W	TBD	\$30.53	\$19.22	\$23.00	\$26.62	\$27.50	\$29.75	\$27.50	\$27.50	
	Zone 3, per month	UCL4W	TBD	\$32.24	\$30.55	\$19.08	\$28.75	\$30.00	\$34.14	\$30.00	\$30.00	
	Zone 4, per month	UCL4W	NA	NA	NA	NA	NA	\$35.00	NA	NA	NA	
	NRC - 1st	UCL4W	TBD	\$305.43	\$214.80	\$307.51	\$301.83	\$261.00	\$261.00	\$261.00	\$261.00	
	NRC - Add'l	UCL4W	TBD	\$222.05	\$162.61	\$222.77	\$217.22	\$161.00	\$161.00	\$161.00	\$161.00	
	NRC - Disconnect Charge - 1st	UCL4W	TBD	\$114.30	\$156.25	\$122.17	\$124.19	\$150.00	\$150.00	\$150.00	\$150.00	
	NRC - Disconnect Charge - Add'l	UCL4W	TBD	\$19.58	\$41.96	\$20.64	\$20.98	\$40.00	\$40.00	\$40.00	\$40.00	
	NRC - Service Order submitted Electronically, per LSR	SOMEK		\$3.50	\$2.75	\$3.50	\$3.50	\$3.50	\$3.50	\$3.50	\$3.50	
	NRC - Setvice Order submitted Electronically, per LSR - Disconnect	SOMEK		NA	\$0.42	NA	NA	NA	NA	NA	NA	
	NRC - Service Order submitted Manually, per LSR	SOMAN	NA	\$21.56	NA	\$29.24	NA	NA	NA	NA	\$19.99	
	NRC - Service Order submitted Manually, per LSR, Disconnect	SOMAN	NA	\$3.84	NA	\$3.94	NA	NA	NA	NA	NA	
	NRC - Incremental Charge - Manual Service Order - 1st	SOMAN	TBD	NA	NA	NA	\$18.14	\$25.52	\$26.94	\$47.00	NA	
	NRC - Incremental Charge - Manual Service Order - Add'l	SOMAN	TBD	NA	NA	NA	\$8.06	\$11.34	\$12.76	\$25.52	NA	
	NRC - Incremental Charge - Manual Service Order - Disconnect	SOMAN	TBD	NA	NA	NA	\$11.41	\$16.06	NA	\$21.00	NA	
	NRC - Incremental Charge - Manual Service Order - Disconnect - Add'L	SOMAN		NA	NA	NA	\$11.41	\$16.06	NA	\$21.00	NA	
	NRC - Incremental Charge - Manual Order Coordination - per loop	UCLMC	TBD	\$16.31	\$36.46	\$16.31	\$32.77	\$45.27	\$16.00	\$45.43	\$34.29	
	4-Wire Unb Copper Loop/Long (>18kft), incl Man Svc Inq & Fac Res											
	Statewide, Per month	UCL4L	TBD	NA	\$55.86	NA	NA	NA	NA	NA	NA	
	Zone 1, per month	UCL4L	TBD	\$82.70	\$47.56	\$61.02	\$77.94	\$50.00	\$54.54	\$50.00	\$50.00	
	Zone 2, per month	UCL4L	TBD	\$119.02	\$54.92	\$55.74	\$115.84	\$60.00	\$90.93	\$60.00	\$60.00	
	Zone 3, per month	UCL4L	TBD	\$147.54	\$87.30	\$88.97	\$143.00	\$90.00	\$105.09	\$90.00	\$90.00	
	Zone 4, per month	UCL4L	NA	NA	NA	NA	NA	TBD	NA	NA	NA	
	NRC - 1st	UCL4L	TBD	\$380.29	\$397.06	\$381.63	\$381.09	\$400.00	\$400.00	\$400.00	\$400.00	
	NRC - Add'l	UCL4L	TBD	\$241.70	\$227.88	\$241.69	\$241.35	\$300.00	\$300.00	\$300.00	\$300.00	
	NRC - Disconnect Charge - 1st	UCL4L	TBD	\$161.19	\$156.25	\$171.58	\$174.43	\$150.00	\$150.00	\$150.00	\$150.00	
	NRC - Disconnect Charge - Add'l	UCL4L	TBD	\$39.76	\$41.96	\$41.90	\$42.60	\$40.00	\$40.00	\$40.00	\$40.00	
	NRC - Service Order submitted Electronically, per LSR	SOMEK		\$3.50	\$2.75	\$3.50	\$3.50	\$3.50	\$3.50	\$3.50	\$3.50	
	NRC - Service Order submitted Electronically, per LSR - Disconnect	SOMEK		NA	\$0.42	NA	NA	NA	NA	NA	NA	
	NRC - Service Order submitted Manually, per LSR	SOMAN	NA	\$21.56	NA	\$29.24	NA	NA	NA	NA	\$19.99	
	NRC - Service Order submitted Manually, per LSR, Disconnect	SOMAN	NA	\$3.84	NA	\$3.94	NA	NA	NA	NA	NA	
	NRC - Incremental Charge - Manual Service Order - 1st	SOMAN	TBD	NA	NA	NA	\$18.14	\$25.52	\$26.94	\$47.00	NA	
	NRC - Incremental Charge - Manual Service Order - Add'l	SOMAN	TBD	NA	NA	NA	\$8.06	\$11.34	\$12.76	\$25.52	NA	
	NRC - Incremental Charge - Manual Service Order - Disconnect	SOMAN	TBD	NA	NA	NA	\$11.41	\$16.06	NA	\$21.00	NA	
	NRC - Incremental Charge - Manual Service Order - Disconnect - Add'L	SOMAN		NA	NA	NA	\$11.41	\$16.06	NA	\$21.00	NA	
	NRC - Incremental Charge - Manual Order Coordination - per loop	UCLMC	TBD	\$16.31	\$36.46	\$16.31	\$32.77	\$45.27	\$16.00	\$45.43	\$34.29	
	4-Wire Unb Copper Loop/Long (>18kft), without Man SI & Fac Res											
	Statewide, Per month	UCL4O	TBD	NA	\$55.86	NA	NA	NA	NA	NA	NA	
	Zone 1, per month	UCL4O	TBD	\$82.70	\$47.56	\$61.02	\$77.94	\$50.00	\$54.54	\$50.00	\$50.00	
	Zone 2, per month	UCL4O	TBD	\$119.02	\$54.92	\$55.74	\$115.84	\$60.00	\$90.93	\$60.00	\$60.00	
	Zone 3, per month	UCL4O	TBD	\$147.54	\$87.30	\$88.97	\$143.00	\$90.00	\$105.09	\$90.00	\$90.00	
	Zone 4, per month	UCL4O	NA	NA	NA	NA	NA	TBD	NA	NA	NA	
	NRC - 1st	UCL4O	TBD	\$247.44	\$397.06	\$248.79	\$248.44	\$261.00	\$261.00	\$261.00	\$261.00	
	NRC - Add'l	UCL4O	TBD	\$164.06	\$227.88	\$164.05	\$163.82	\$161.00	\$161.00	\$161.00	\$161.00	
	NRC - Disconnect Charge - 1st	UCL4O	TBD	\$114.30	\$156.25	\$122.17	\$124.19	\$150.00	\$150.00	\$150.00	\$150.00	
	NRC - Disconnect Charge - Add'l	UCL4O	TBD	\$19.58	\$41.96	\$20.64	\$20.98	\$40.00	\$40.00	\$40.00	\$40.00	

**BELLSOUTH/Xpedius RATES
NETWORK ELEMENTS
AND OTHER SERVICES**

	NRC - Service Order submitted Electronically, per LSR	SOME C	\$3.50	\$2.75	\$3.50	\$3.50	\$3.50	\$3.50	\$3.50	\$3.50	\$4.50	
	NRC - Service Order submitted Electronically, per LSR - Disconnect	SOME C	NA	\$0.42	NA	NA	NA	NA	NA	NA	NA	
	NRC - Service Order submitted Manually, per LSR	SOMAN	NA	\$21.56	NA	\$29.24	NA	NA	NA	NA	\$19.99	
	NRC - Service Order submitted Manually, per LSR, Disconnect	SOMAN	NA	\$3.84	NA	\$3.94	NA	NA	NA	NA	NA	
	NRC - Incremental Charge - Manual Service Order - 1st	SOMAN	TBD	NA	NA	NA	\$18.14	\$25.52	\$26.94	\$47.00	NA	
	NRC - Incremental Charge - Manual Service Order - Add'l	SOMAN	TBD	NA	NA	NA	\$8.06	\$11.34	\$12.76	\$25.52	NA	
	NRC - Incremental Charge - Manual Service Order - Disconnect	SOMAN	TBD	NA	NA	NA	\$11.41	\$16.06	NA	\$21.00	NA	
	NRC - Incremental Charge - Manual Service Order - Disconnect - Add'l	SOMAN		NA	NA	NA	\$11.41	\$16.06	NA	\$21.00	NA	
	NRC - Incremental Charge - Manual Order Coordination - per loop	UCLMC	TBD	\$16.31	\$36.46	\$16.31	\$32.77	\$45.27	\$16.00	\$45.43	\$34.29	
	DS3 Local Loop											
	DS3 Unbundled Local Loop - per mile	1L5ND	\$10.85	\$11.77	\$8.90	\$43.69	\$11.26	\$54.39	\$32.53	\$15.53	\$30.53	
	DS3 Unbundled Local Loop- per Facility Termination	UE3PX	\$419.65	\$404.58	\$390.34	\$436.95	\$439.59	\$427.81	\$387.01	\$421.60	\$400.21	
	NRC - Facility Termination - 1st	UE3PX	\$640.54	\$903.37	\$639.50	\$1,091.00	\$594.70	\$975.22	\$964.04	\$735.42	\$726.16	
	NRC - Facility Termination - Add'l	UE3PX	\$426.82	\$528.05	\$426.40	\$661.23	\$396.54	\$549.17	\$542.73	\$519.31	\$411.64	
	NRC - Facility Termination - Disconnect - 1st	UE3PX	\$121.72	\$221.46	\$122.31	NA	\$102.16	\$134.07	NA	NA	\$103.36	
	NRC - Facility Termination - Disconnect - Add'l	UE3PX	\$118.54	\$154.90	\$119.14	NA	\$99.46	\$130.59	NA	NA	\$100.59	
	NRC - Manual Svc Order, per LSR	SOMAN	NA	\$21.56	NA	\$19.99	NA	NA	NA	NA	\$19.99	
	NRC - Manual Svc Order, per LSR disconnect	SOMAN	NA	\$3.84	NA	NA	NA	NA	NA	NA	NA	
	NRC - Electronic Svc Order, per LSR	SOME C	\$3.50	\$2.75	\$3.50	\$3.50	\$3.50	\$3.50	\$3.50	\$3.50	\$3.50	
	NRC - Electronic Svc Order, per LSR disconnect	SOME C	NA	\$0.42	NA	NA	NA	NA	NA	NA	NA	
	NRC - Incremental Charge--Manual Svc Order - 1st	SOMAN	\$38.48	NA	\$37.55	\$50.25	\$34.92	\$68.62	\$29.76	\$54.26	NA	
	NRC - Incremental Charge--Manual Svc Order - Add'l	SOMAN	\$38.48	NA	\$37.55	\$50.25	\$34.92	\$68.62	\$29.76	\$54.26	NA	
	NRC - Incremental Cost - Manual Svc. Order vs. Elect-Disconnect-1st	SOMAN	\$19.03	NA	\$18.03	\$20.94	\$20.94	\$28.59	NA	NA	NA	
	NRC - Incremental Cost - Manual Svc. Order vs. Elect-Disconnect-Add'l	SOMAN	\$19.03	NA	\$18.03	\$20.94	\$20.94	\$28.59	NA	NA	NA	
	STS-1 Local Loop											
	STS-1 Unbundled Local Loop - per mile	1L5ND	\$10.85	\$11.77	\$8.90	\$43.69	\$38.98	\$54.39	\$32.53	\$15.53	\$30.53	
	STS-1 Unbundled Local Loop- per Facility Termination	UDLS1	\$419.65	\$446.09	\$421.59	\$436.95	\$497.08	\$427.81	\$387.01	\$431.32	\$400.21	
	NRC - STS-1 - Facility Termination - 1st	UDLS1	\$640.54	\$903.37	\$639.50	\$1,091	\$709.14	\$975.22	\$964.04	\$735.42	\$726.16	
	NRC - STS-1 - Facility Termination - Add'l	UDLS1	\$426.82	\$528.05	\$426.40	\$661.23	\$402.63	\$549.17	\$542.73	\$519.31	\$411.64	
	NRC - STS-1 - Facility Termination - Disconnect - 1st	UDLS1	\$121.72	\$221.46	\$122.31	NA	\$102.16	\$134.07	NA	NA	\$103.36	
	NRC - STS-1 - Facility Termination - Disconnect - Add'l	UDLS1	\$118.54	\$154.90	\$119.14	NA	\$99.46	\$130.59	NA	NA	\$100.59	
	NRC - Manual Svc Order, per LSR	SOMAN	NA	\$21.56	NA	\$19.99	NA	NA	NA	NA	\$19.99	
	NRC - Manual Svc Order, per LSR disconnect	SOMAN	NA	\$3.84	NA	NA	NA	NA	NA	NA	NA	
	NRC - Electronic Svc Order, per LSR	SOME C	\$3.50	\$2.75	\$3.50	\$3.50	\$3.50	\$3.50	\$3.50	\$3.50	\$3.50	
	NRC - Electronic Svc Order, per LSR disconnect	SOME C	NA	\$0.42	NA	NA	NA	NA	NA	NA	NA	
	NRC - STS-1 - Incremental Charge--Manual Svc Order - 1st	SOMAN	\$38.48	NA	\$37.55	\$93.12	\$50.25	\$68.62	\$29.76	\$54.26	NA	
	NRC - STS-1 - Incremental Charge--Manual Svc Order - Add'l	SOMAN	\$38.48	NA	\$37.55	\$93.12	\$50.25	\$68.62	\$29.76	\$54.26	NA	
	NRC - STS-1 - Incremental Cost - Manual Svc. Order vs. Elect-Disconnect-1st	SOMAN	\$19.03	NA	\$18.03	NA	\$20.94	\$28.59	NA	NA	NA	
	NRC - STS-1 - Incremental Cost - Manual Svc. Order vs. Elect-Disconnect-Add'l	SOMAN	\$19.03	NA	\$18.03	NA	\$20.94	\$28.59	NA	NA	NA	
	OC3- Local Loop											
	Local Loop - OC3 - per Mile	1L5ND	\$8.23	\$8.93	\$6.75	\$33.15	\$29.58	\$41.27	\$24.69	\$11.78	\$23.16	
	Local Loop - OC3 - per Facility Termination		\$691.33	\$648.60	\$630.21	\$713.29	\$753.65	\$689.68	\$611.36	\$701.71	\$620.20	
	NRC - OC3 - Facility Termination - 1st		\$949.63	\$966.45	\$947.69	\$1,543	\$1,025	\$1,427	\$1,411	\$1,044	\$1,050	
	NRC - OC3 - Facility Termination - Add'l		\$413.38	\$408.85	\$413.00	\$661.23	\$402.63	\$549.17	\$542.73	\$505.88	\$411.64	
	NRC - OC3 - Facility Termination - Disconnect - 1st		\$121.72	\$11.56	\$122.31	NA	\$102.16	\$134.07	\$131.65	NA	\$103.36	
	NRC - OC3 - Facility Termination - Disconnect - Add'l		\$118.54	\$108.34	\$119.14	NA	\$99.46	\$130.59	\$128.19	NA	\$100.59	
	NRC - Manual Svc Order, per LSR	SOMAN	NA	\$21.56	NA	\$19.99	NA	NA	NA	NA	\$19.99	
	NRC - Manual Svc Order, per LSR disconnect	SOMAN	NA	\$3.84	NA	NA	NA	NA	NA	NA	NA	
	NRC - Electronic Svc Order, per LSR	SOME C	\$3.50	\$2.75	\$3.50	\$3.50	\$3.50	\$3.50	\$3.50	\$3.50	\$3.50	
	NRC - Electronic Svc Order, per LSR disconnect	SOME C	NA	\$0.42	NA	NA	NA	NA	NA	NA	NA	
	NRC - OC3 - Incremental Charge--Manual Svc Order - 1st	SOMAN	\$38.48	NA	\$37.55	\$93.12	\$50.25	\$68.62	\$69.34	\$54.26	NA	
	NRC - OC3 - Incremental Charge--Manual Svc Order - Add'l	SOMAN	\$38.48	NA	\$37.55	\$93.12	\$50.25	\$68.62	\$69.34	\$54.26	NA	
	NRC - OC3 - Incremental Cost - Manual Svc. Order vs. Elect-Disconnect-1st	SOMAN	\$19.03	NA	\$18.03	NA	\$20.94	\$28.59	\$29.76	NA	NA	

BELLSOUTH/Xspedius RATES
NETWORK ELEMENTS
AND OTHER SERVICES

	NRC - OC3 -Incremental Cost - Manual Svc. Order vs. Elect-Disconnect-Add'l	SOMAN	\$19.03	NA	\$18.03	NA	\$20.94	\$28.59	\$29.76	NA	NA	
	OC -12 Local Loop											
	Local Loop - OC12 - per Mile	1L5ND	\$10.13	\$10.99	\$8.31	\$40.80	\$36.40	\$50.79	\$30.38	\$14.50	\$28.51	
	Local Loop - OC12 - per Facility Termination		\$2,557	\$2,053.06	\$2,109.00	\$2,457	\$2,571	\$2,371	\$2,122	\$2,663	\$2,079	
	NRC - OC12 - Facility Termination - 1st		\$1,165	\$1,183.46	\$1,162.00	\$1,858	\$1,245	\$1,742	\$1,722	\$1,259	\$1,276	
	NRC - OC12 - Facility Termination - Add'l		\$413.38	\$408.85	\$413.00	\$661.23	\$402.63	\$549.17	\$542.73	\$505.88	\$411.64	
	NRC - OC12 - Facility Termination - Disconnect - 1st		\$121.72	\$111.56	\$122.31	NA	\$102.16	\$134.07	\$131.65	NA	\$103.36	
	NRC - OC12 - Facility Termination - Disconnect - Add'l		\$118.54	\$108.34	\$119.14	NA	\$99.46	\$130.59	\$128.19	NA	\$100.59	
	NRC - Manual Svc Order, per LSR	SOMAN	NA	\$21.56	NA	\$19.99	NA	NA	NA	NA	\$19.99	
	NRC - Manual Svc Order, per LSR disconnect	SOMAN	NA	\$3.84	NA	NA	NA	NA	NA	NA	NA	
	NRC - Electronic Svc Order, per LSR	SOMECEC	\$3.50	\$2.75	\$3.50	\$3.50	\$3.50	\$3.50	\$3.50	\$3.50	\$3.50	
	NRC - Electronic Svc Order, per LSR disconnect	SOMECEC	NA	\$0.42	NA	NA	NA	NA	NA	NA	NA	
	NRC -OC12 - Incremental Charge - Manual Svc Order - 1st	SOMAN	\$38.48	NA	\$37.55	\$93.12	\$50.25	\$68.62	\$68.62	\$54.26	NA	
	NRC - OC12 - Incremental Charge - Manual Svc Order - Add'l	SOMAN	\$38.48	NA	\$37.55	\$93.12	\$50.25	\$68.62	\$68.62	\$54.26	NA	
	NRC - OC12 - Incremental Cost-Manual Svc. Order vs. Elect-Disconnect-1st	SOMAN	\$19.03	NA	\$18.03	NA	\$20.94	\$28.59	\$28.59	NA	NA	
	NRC - OC12 - Incremental Cost-Manual Svc. Order vs. Elect-Disconnect-Add'l	SOMAN	\$19.03	NA	\$18.03	NA	\$20.94	\$28.59	\$28.59	NA	NA	
	OC - 48 Local Loop											
	Local Loop - OC48 - per Mile	1L5ND	\$33.22	\$36.04	\$27.25	\$133.84	\$119.40	\$166.59	\$120.02	\$47.57	\$93.50	
	Local Loop - OC48 - per Facility Termination		\$1,713	\$1,685.97	\$1,598.00	\$2,129	\$2,268	\$1,753	\$1,677	\$1,733	\$1,832	
	Local Loop - OC12 interface on OC48 Facility		\$736.71	\$587.71	\$594.80	\$725.77	\$723.29	\$667.00	\$582.66	\$773.40	\$570.54	
	NRC - OC48 - Facility Termination - 1st		\$1,165	\$1,183.46	\$1,162.00	\$1,858	\$1,245	\$1,742	\$1,722	\$1,259	\$1,276	
	NRC - OC48 - Facility Termination - Add'l		\$413.38	\$408.85	\$413.00	\$661.23	\$402.63	\$549.17	\$542.73	\$505.88	\$411.64	
	NRC - OC48 - Interface OC12 on OC48 - 1st		\$121.72	\$543.72	\$539.36	\$844.21	\$532.13	\$729.04	\$720.81	\$635.04	\$544.55	
	NRC - OC48 - Interface OC12 on OC48 - Add'l		\$118.54	\$312.05	\$317.38	\$516.89	\$304.90	\$404.94	\$400.38	\$410.02	\$311.39	
	NRC - OC48 - Facility Termination - Disconnect - 1st		\$121.72	\$111.56	\$122.31	NA	\$102.16	\$134.07	\$131.65	NA	\$103.36	
	NRC - OC48 - Facility Termination - Disconnect - Add'l		\$118.54	\$108.34	\$119.14	NA	\$99.46	\$130.59	\$128.19	NA	\$100.59	
	NRC - OC48 - Interface OC12 on OC48 - Disconnect - 1st		\$121.72	\$111.56	\$122.31	NA	\$102.16	\$134.07	\$131.65	NA	\$103.36	
	NRC - OC48 - Interface OC12 on OC48 - Disconnect - Add'l		\$118.54	\$108.34	\$119.14	NA	\$99.46	\$130.59	\$128.19	NA	\$100.59	
	NRC - Manual Svc Order, per LSR	SOMAN	NA	\$21.56	NA	\$19.99	NA	NA	NA	NA	\$19.99	
	NRC - Manual Svc Order, per LSR disconnect	SOMAN	NA	\$3.84	NA	NA	NA	NA	NA	NA	NA	
	NRC - Electronic Svc Order, per LSR	SOMECEC	\$3.50	\$2.75	\$3.50	\$3.50	\$3.50	\$3.50	\$3.50	\$3.50	\$3.50	
	NRC - Electronic Svc Order, per LSR disconnect	SOMECEC	NA	\$0.42	NA	NA	NA	NA	NA	NA	NA	
	NRC - OC48 - Facility Termination-Manual Svc Order vs Electronic-Disconnect-1st	SOMAN	\$19.03	NA	\$18.03	\$93.12	\$20.94	\$28.59	NA	NA	NA	
	NRC - OC48 - Facility Termination-Manual Svc Order vs Electronic-Disconnect-Add'l	SOMAN	\$19.03	NA	\$18.03	\$93.12	\$20.94	\$28.59	NA	NA	NA	
	NRC - OC48 - Interface - Manual Svc Order vs Electronic-Disconnect-1st	SOMAN	\$19.03	NA	\$18.03	NA	\$20.94	\$28.59	NA	NA	NA	
	NRC - OC48 - Interface - Manual Svc Order vs Electronic-Disconnect-Add'l	SOMAN	\$19.03	NA	\$18.03	NA	\$20.94	\$28.59	NA	NA	NA	
	NRC - OC-48 - Incremental Charge--Manual Svc Order-1st	SOMAN	\$38.48	NA	\$37.55	\$93.12	\$50.25	\$68.62	\$69.34	\$54.26	NA	
	NRC - OC-48 - Incremental Charge--Manual Svc Order-Add'l	SOMAN	\$38.48	NA	\$37.55	\$93.12	\$50.25	\$68.62	\$69.34	\$54.26	NA	
	NRC - OC48 - Interface OC12 on OC48 - Incremental Charge--Manual Svc Order	SOMAN	\$38.48	NA	\$37.55	NA	\$50.25	\$68.62	\$69.34	NA	NA	
	NRC - OC48 - Interface OC12 on OC48 - Incremental Charge--Manual Svc Order	SOMAN	\$38.48	NA	\$37.55	NA	\$50.25	\$68.62	\$69.34	NA	NA	
	Unbundled Loop Modification/Conditioning											
	NRC - Load Coil/Equipment Removal per 2 Wire pair - Loops less than or equal to 18kft **	ULM2L	\$65.23	\$65.40	\$69.28	\$65.40	\$65.30	\$80.55	\$65.49	\$65.20	\$65.40	
	NRC - Load Coil/Equipment Removal per 2 Wire pair - Loops greater than 18kft - 1st **	ULM2G	\$716.70	\$710.71	\$757.04	\$710.73	\$709.71	\$880.00	\$719.55	\$716.32	\$710.71	
	NRC - Load Coil/Equipment Removal per 2 Wire pair - Loops greater than 18kft - Add'l **	ULM2G	\$23.55	\$23.77	\$23.49	\$23.77	\$23.74	\$27.30	\$23.65	\$23.54	\$23.77	
	NRC - Load Coil/Equipment Removal per 4 Wire pair - Loops less than or equal to 18kft **	ULM4L	\$65.23	\$65.40	\$69.28	\$65.40	\$65.30	\$80.55	\$65.49	\$65.20	\$65.40	
	NRC - Load Coil/Equipment Removal per 4 Wire pair - Loops greater than 18kft - 1st **	ULM4G	\$716.70	\$710.71	\$757.04	\$710.73	\$709.71	\$880.00	\$719.55	\$716.32	\$710.71	
	NRC - Load Coil/Equipment Removal per 4 Wire pair - Loops greater than 18kft - Add'l **	ULM4G	\$23.55	\$23.77	\$23.49	\$23.77	\$23.74	\$27.30	\$23.65	\$23.54	\$23.77	
	NRC - Bridge Tap Removal per pair unloaded **	ULMBT	\$65.28	\$65.44	\$79.99	\$65.44	\$65.35	\$121.14	\$65.64	\$65.24	\$65.44	

BELLSOUTH/Xspedius RATES
NETWORK ELEMENTS
AND OTHER SERVICES

UNBUNDLED SUB-LOOPS												
SUB-LOOP DISTRIBUTION												
Cross-Box Set-Up												
		NRC - Set-Up per Cross Box location in the field - CLEC Feeder Facility set-up	USBSA	\$517.43	\$711.78	\$421.08	\$627.16	\$639.68	TBD	\$498.09	\$510.15	TBD
		NRC - Set-Up per Cross Box location in the field - per 25 pair panel set-up	USBSB	\$44.87	\$45.28	\$67.10	\$45.28	\$45.22	TBD	\$45.04	\$44.84	TBD
		NRC - Set-Up per Building Equipment Room - CLEC Feeder Facility set-up	USBSC	\$311.77	\$333.44	\$394.74	\$407.02	\$289.90	TBD	\$313.01	\$311.60	\$314.09
		NRC - Set-Up per Building Equipment Room - per 25 pair panel set-up	USBSD	\$107.63	\$109.85	\$154.57	\$111.55	\$104.26	TBD	\$108.06	\$108.17	\$119.07
		Loop Distribution per 2-Wire Analog VG Sub-Loop, per month	USBN2	\$9.05	NA	\$9.12	NA	NA	TBD	NA	\$8.34	TBD
		Zone 1, per month	USBN2	TBD	\$9.36	TBD	\$9.03	\$10.33	TBD	\$7.99	NA	TBD
		Zone 2, per month	USBN2	TBD	\$12.49	TBD	\$12.25	\$14.43	TBD	\$12.63	NA	TBD
		Zone 3, per month	USBN2	TBD	\$16.13	TBD	\$16.71	\$21.11	TBD	\$14.43	NA	TBD
		Zone 4, per month	USBN2	NA	NA	NA	NA	NA	TBD	NA	NA	NA
		NRC - 1st	USBN2	\$125.53	\$139.20	\$207.01	\$139.19	\$138.99	TBD	\$126.03	\$195.98	TBD
		NRC - Add'l	USBN2	\$54.32	\$61.94	\$171.32	\$61.93	\$61.84	TBD	\$54.54	\$63.70	TBD
		NRC - Disconnect Charge - 1st	USBN2	\$92.45	\$98.49	TBD	\$101.18	\$100.70	TBD	\$71.13	NA	TBD
		NRC - Disconnect Charge - Add'l	USBN2	\$13.21	\$13.08	TBD	\$13.44	\$13.37	TBD	\$10.16	NA	TBD
		NRC - Service Order submitted Electronically, per LSR	SOME C	\$3.50	\$2.75	\$3.50	\$3.50	\$3.50	TBD	\$3.50	\$3.50	TBD
		NRC - Service Order submitted Electronically, per LSR - Disconnect	SOME C	NA	\$0.42	NA	NA	NA	TBD	NA	NA	TBD
		NRC - Service Order submitted Manually, per LSR	SOMAN	NA	\$21.56	NA	\$29.24	NA	TBD	NA	NA	TBD
		NRC - Service Order submitted Manually, per LSR, Disconnect	SOMAN	NA	\$3.84	NA	\$3.94	NA	TBD	NA	NA	TBD
		NRC - Incremental Charge - Manual Service Order - 1st	SOMAN	TBD	NA	\$18.94	NA	\$18.14	TBD	\$26.94	NA	TBD
		NRC - Incremental Charge - Manual Service Order - Add'l	SOMAN	TBD	NA	\$8.42	NA	\$8.06	TBD	\$12.76	NA	TBD
		NRC - Incremental Charge - Manual Service Order - Disconnect	SOMAN	TBD	NA	TBD	NA	\$11.41	TBD	\$15.12	NA	TBD
		NRC - Incremental Charge - Manual Order Coordination - per loop	USBMC	\$51.29	\$16.31	\$34.22	\$16.31	\$16.29	TBD	\$45.34	\$45.43	TBD
		Loop Distribution per 4-Wire Analog VG Sub-Loop, per month	USBN4	\$10.56	NA	\$8.32	NA	NA	TBD	NA	\$10.22	NA
		Zone 1, per month	USBN4	TBD	\$10.12	TBD	\$10.18	\$15.67	TBD	\$9.23	NA	TBD
		Zone 2, per month	USBN4	TBD	\$18.29	TBD	\$9.44	\$20.35	TBD	\$14.63	NA	TBD
		Zone 3, per month	USBN4	TBD	\$26.09	TBD	\$13.38	\$24.93	TBD	\$16.73	NA	TBD
		Zone 4, per month	USBN4	NA	NA	NA	NA	NA	TBD	NA	NA	TBD
		NRC - 1st	USBN4	\$155.90	\$165.68	\$219.35	\$165.67	\$165.43	TBD	\$156.52	\$232.76	TBD
		NRC - Add'l	USBN4	\$79.35	\$88.42	\$72.99	\$88.41	\$88.29	TBD	\$79.66	\$91.92	TBD
		NRC - Disconnect Charge - 1st	USBN4	\$107.24	\$104.31	\$123.72	\$109.94	\$111.76	TBD	\$78.56	NA	TBD
		NRC - Disconnect Charge - Add'l	USBN4	\$18.46	\$17.15	\$28.77	\$18.08	\$18.38	TBD	\$13.53	NA	TBD
		NRC - Service Order submitted Electronically, per LSR	SOME C	\$3.50	\$2.75	\$3.50	\$3.50	\$3.50	TBD	\$3.50	\$3.50	TBD
		NRC - Service Order submitted Electronically, per LSR - Disconnect	SOME C	NA	\$0.42	NA	NA	NA	TBD	NA	NA	TBD
		NRC - Service Order submitted Manually, per LSR	SOMAN	NA	\$21.56	NA	\$29.24	NA	TBD	NA	NA	TBD
		NRC - Service Order submitted Manually, per LSR, Disconnect	SOMAN	NA	\$3.84	NA	\$3.94	NA	TBD	NA	NA	TBD
		NRC - Incremental Charge - Manual Service Order - 1st	SOMAN	TBD	NA	NA	NA	\$18.14	TBD	NA	NA	TBD
		NRC - Incremental Charge - Manual Service Order - Add'l	SOMAN	TBD	NA	NA	NA	\$8.06	TBD	NA	NA	TBD
		NRC - Incremental Charge - Manual Service Order - Disconnect	SOMAN	TBD	NA	NA	NA	\$11.41	TBD	NA	TBD	TBD
		NRC - Incremental Charge - Manual Order Coordination - per loop	USBMC	\$51.29	\$16.31	\$34.22	\$16.31	\$16.29	TBD	\$45.34	\$45.43	TBD
		Loop Distribution per 2 Wire Unbundled Copper Sub-Loop, per month	UCS2X	\$6.55	NA	TBD	NA	NA	TBD	NA	\$6.82	NA
		Zone 1, per month	UCS2X	TBD	\$7.91	TBD	\$8.01	\$8.72	TBD	\$7.33	NA	TBD
		Zone 2, per month	UCS2X	TBD	\$10.37	TBD	\$9.18	\$11.43	TBD	\$10.95	NA	TBD
		Zone 3, per month	UCS2X	TBD	\$12.76	TBD	\$11.02	\$14.08	TBD	\$12.36	NA	TBD
		Zone 4, per month	UCS2X	NA	NA	NA	NA	NA	TBD	NA	NA	TBD
		NRC - 1st	UCS2X	\$136.55	\$139.20	TBD	\$139.19	\$138.99	TBD	\$137.10	\$212.46	TBD
		NRC - Add'l	UCS2X	\$60.00	\$61.94	TBD	\$61.93	\$61.84	TBD	\$60.24	\$70.03	TBD
		NRC - Disconnect Charge - 1st	UCS2X	\$99.54	\$98.49	TBD	\$101.18	\$100.70	TBD	\$76.58	NA	TBD
		NRC - Disconnect Charge - Add'l	UCS2X	\$14.05	\$13.08	TBD	\$13.44	\$13.37	TBD	\$10.81	NA	TBD
		NRC - Service Order submitted Electronically, per LSR	SOME C	\$3.50	\$2.75	\$3.50	\$3.50	\$3.50	TBD	\$3.50	\$3.50	TBD
		NRC - Service Order submitted Electronically, per LSR - Disconnect	SOME C	NA	\$0.42	NA	NA	NA	TBD	NA	NA	TBD
		NRC - Service Order submitted Manually, per LSR	SOMAN	NA	\$21.56	NA	\$29.24	NA	TBD	NA	NA	TBD

BELLSOUTH/Xspedius RATES
NETWORK ELEMENTS
AND OTHER SERVICES

	NRC - Service Order submitted Manually, per LSR, Disconnect	SOMAN	NA	\$3.84	NA	\$3.94	NA	TBD	NA	NA	TBD
	NRC - Incremental Charge - Manual Service Order - 1st	SOMAN	TBD	NA	TBD	NA	\$18.14	TBD	NA	NA	TBD
	NRC - Incremental Charge - Manual Service Order - Add'l	SOMAN	TBD	NA	TBD	NA	\$8.06	TBD	NA	NA	TBD
	NRC - Incremental Charge - Manual Service Order - Disconnect	SOMAN	TBD	NA	TBD	NA	\$11.41	TBD	NA	NA	TBD
	NRC - Incremental Charge - Manual Order Coordination - per loop	USBMC	\$51.29	\$16.31	TBD	\$16.31	\$16.29	TBD	\$45.34	\$45.43	TBD
	Loop Distribution per 4 Wire Unbundled Copper Sub-Loop, per month	UCS4X	\$8.06	NA	TBD	NA	NA	TBD	NA	\$8.86	NA
	Zone 1, per month	UCS4X	TBD	\$7.11	TBD	\$10.65	\$10.48	TBD	\$7.14	NA	TBD
	Zone 2, per month	UCS4X	TBD	\$11.26	TBD	\$9.71	\$13.52	TBD	\$11.09	NA	TBD
	Zone 3, per month	UCS4X	TBD	\$16.92	TBD	\$8.45	\$17.66	TBD	\$12.63	NA	TBD
	Zone 4, per month	UCS4X	NA	NA	NA	NA	NA	TBD	NA	NA	TBD
	NRC - 1st	UCS4X	\$161.59	\$165.68	TBD	\$165.67	\$165.43	TBD	\$162.24	\$238.46	TBD
	NRC - Add'l	UCS4X	\$85.04	\$88.42	TBD	\$88.41	\$88.29	TBD	\$85.38	\$97.61	TBD
	NRC - Disconnect Charge - 1st	UCS4X	\$107.24	\$104.31	TBD	\$109.94	\$111.76	TBD	\$78.56	NA	TBD
	NRC - Disconnect Charge - Add'l	UCS4X	\$18.46	\$17.15	TBD	\$18.08	\$18.38	TBD	\$13.53	NA	TBD
	NRC - Service Order submitted Electronically, per LSR	SOMECE	\$3.50	\$2.75	\$3.50	\$3.50	\$3.50	TBD	\$3.50	\$3.50	TBD
	NRC - Service Order submitted Electronically, per LSR - Disconnect	SOMECE	NA	\$0.42	NA	NA	NA	TBD	NA	NA	TBD
	NRC - Service Order submitted Manually, per LSR	SOMAN	NA	\$21.56	NA	\$29.24	NA	TBD	NA	NA	TBD
	NRC - Service Order submitted Manually, per LSR, Disconnect	SOMAN	NA	\$3.84	NA	\$3.94	NA	TBD	NA	NA	TBD
	NRC - Incremental Charge - Manual Service Order - 1st	SOMAN	TBD	NA	TBD	NA	\$18.14	TBD	NA	NA	TBD
	NRC - Incremental Charge - Manual Service Order - Add'l	SOMAN	TBD	NA	TBD	NA	\$8.06	TBD	NA	NA	TBD
	NRC - Incremental Charge - Manual Service Order - Disconnect	SOMAN	TBD	NA	TBD	NA	\$11.41	TBD	NA	NA	TBD
	NRC - Incremental Charge - Manual Order Coordination - per loop	USBMC	\$51.29	\$16.31	TBD	\$16.31	\$16.29	TBD	\$45.34	\$45.43	TBD
	Sub-Loop-Intrabldg Ntwk Cable (aka riser cable), 2W analog, per mo	USBR2	\$1.33	\$3.87	\$1.61	\$3.23	\$1.59	TBD	\$3.50	\$1.60	\$1.47
	NRC - 1st	USBR2	\$113.60	\$113.62	\$137.03	\$113.61	\$106.11	TBD	\$114.05	\$189.52	\$150.35
	NRC - Add'l	USBR2	\$50.44	\$36.36	\$41.59	\$36.35	\$35.12	TBD	\$37.20	\$47.09	\$45.63
	NRC - Disconnect Charge - 1st	USBR2	\$99.54	\$98.49	\$115.85	\$101.18	\$93.19	TBD	\$76.58	NA	\$128.85
	NRC - Disconnect Charge - Add'l	USBR2	\$14.05	\$13.08	\$19.17	\$13.44	\$13.92	TBD	\$10.81	NA	\$21.32
	NRC - Service Order submitted Electronically, per LSR	SOMECE	\$3.50	\$2.75	\$3.50	\$3.50	\$3.50	TBD	\$3.50	\$3.50	\$3.50
	NRC - Service Order submitted Electronically, per LSR - Disconnect	SOMECE	NA	\$0.42	NA	NA	NA	TBD	NA	NA	TBD
	NRC - Service Order submitted Manually, per LSR	SOMAN	NA	\$21.56	NA	\$29.24	NA	TBD	NA	NA	\$19.99
	NRC - Service Order submitted Manually, per LSR, Disconnect	SOMAN	NA	\$3.84	NA	\$3.94	NA	TBD	NA	NA	TBD
	NRC - Incremental Charge - Manual Service Order - 1st	SOMAN	TBD	NA	NA	NA	\$18.14	TBD	NA	NA	NA
	NRC - Incremental Charge - Manual Service Order - Add'l	SOMAN	TBD	NA	NA	NA	\$8.06	TBD	NA	NA	NA
	NRC - Incremental Charge - Manual Service Order - Disconnect	SOMAN	TBD	NA	NA	NA	\$11.41	TBD	NA	NA	NA
	NRC - Incremental Charge - Manual Order Coordination - per loop	USBMC	\$51.29	\$16.31	\$34.22	\$16.31	\$16.29	TBD	\$45.34	\$45.43	\$55.00
	Sub-Loop-Intrabldg Ntwk Cable (aka riser cable), 4W analog, per mo	USBR4	\$2.17	\$7.20	\$2.96	\$6.29	\$2.83	TBD	\$3.75	\$2.78	\$2.55
	NRC - 1st	USBR4	\$127.17	\$126.10	\$176.46	\$126.10	\$118.69	TBD	\$127.67	\$204.20	\$193.62
	NRC - Add'l	USBR4	\$50.62	\$48.84	\$55.11	\$48.84	\$47.70	TBD	\$50.82	\$60.40	\$60.47
	NRC - Disconnect Charge - 1st	USBR4	\$107.45	\$104.31	\$122.17	\$109.94	\$101.65	TBD	\$78.71	NA	\$135.88
	NRC - Disconnect Charge - Add'l	USBR4	\$14.59	\$17.15	\$19.57	\$18.08	\$14.61	TBD	\$10.69	NA	\$21.76
	NRC - Service Order submitted Electronically, per LSR	SOMECE	\$3.50	\$2.75	\$3.50	\$3.50	\$3.50	TBD	\$3.50	\$3.50	\$3.50
	NRC - Service Order submitted Electronically, per LSR - Disconnect	SOMECE	NA	\$0.42	NA	NA	NA	TBD	NA	NA	TBD
	NRC - Service Order submitted Manually, per LSR	SOMAN	NA	\$21.56	NA	\$29.24	NA	TBD	NA	NA	\$19.99
	NRC - Service Order submitted Manually, per LSR, Disconnect	SOMAN	NA	\$3.84	NA	\$3.94	NA	TBD	NA	NA	TBD
	NRC - Incremental Charge - Manual Service Order - 1st	SOMAN	TBD	NA	NA	NA	\$18.14	TBD	NA	NA	NA
	NRC - Incremental Charge - Manual Service Order - Add'l	SOMAN	TBD	NA	NA	NA	\$8.06	TBD	NA	NA	NA
	NRC - Incremental Charge - Manual Service Order - Disconnect	SOMAN	TBD	NA	NA	NA	\$11.41	TBD	NA	NA	NA
	NRC - Incremental Charge - Manual Order Coordination - per loop	USBMC	\$51.29	\$16.31	\$34.22	\$16.31	\$16.29	TBD	\$45.34	\$45.43	\$55.00
	SUB-LOOP FEEDER										
	Cross-Box Set-Up										
	NRC - DS0 Set-Up per Cross Box location - CLEC Distribution Facility set-up	USBFW	517.43	711.78	\$421.08	627.16	\$639.68	TBD	498.09	510.15	TBD
	NRC - DS0 Set-Up per Cross Box location - per 25 pair panel set-up	USBFX	44.87	45.28	\$67.10	45.28	\$45.22	TBD	45.04	44.84	TBD

BELLSOUTH/Xspedius RATES
NETWORK ELEMENTS
AND OTHER SERVICES

	NRC - DS1 Set-Up per Cross Box location - CLEC Distribution Facility set-up	USBFY	517.43	711.78	\$421.08	627.16	\$639.68	TBD	498.09	510.15	TBD
	NRC - DS1 Set-Up per Cross Box location - per pair panel set-up	USBFZ	44.87	45.28	\$67.10	45.28	\$45.22	TBD	45.04	44.84	TBD
	2-Wire Analog VG Ground-Start Unbundled Sub-Loop Feeder, per month	USBFA	\$13.68	NA	\$8.58	NA	NA	TBD	NA	\$10.06	NA
	Zone 1, per month	USBFA	TBD	\$10.75	TBD	\$10.36	\$11.01	TBD	\$8.92	NA	TBD
	Zone 2, per month	USBFA	TBD	\$11.57	TBD	\$13.62	\$13.36	TBD	\$14.10	NA	TBD
	Zone 3, per month	USBFA	TBD	\$13.51	TBD	\$19.69	\$21.56	TBD	\$16.11	NA	TBD
	Zone 4, per month	USBFA	NA	NA	NA	NA	NA	NA	NA	NA	TBD
	NRC - 1st	USBFA	\$198.42	\$193.62	\$206.44	\$192.57	\$192.30	TBD	\$122.52	\$199.27	TBD
	NRC - Add'l	USBFA	\$116.66	\$113.00	\$170.05	\$111.96	\$111.80	TBD	\$46.61	\$60.33	TBD
	NRC - Disconnect Charge - 1st	USBFA	\$119.95	\$116.59	TBD	\$119.14	\$118.57	TBD	\$77.90	NA	TBD
	NRC - Disconnect Charge - Add'l	USBFA	\$27.04	\$26.70	TBD	\$26.79	\$26.66	TBD	\$14.68	NA	TBD
	NRC - Service Order submitted Electronically, per LSR	SOMEK	\$3.50	\$2.75	\$3.50	\$3.50	\$3.50	TBD	\$3.50	\$3.50	TBD
	NRC - Service Order submitted Electronically, per LSR - Disconnect	SOMEK	NA	\$0.42	NA	NA	NA	TBD	NA	NA	TBD
	NRC - Service Order submitted Manually, per LSR	SOMAN	NA	\$21.56	NA	\$29.24	NA	TBD	NA	NA	TBD
	NRC - Service Order submitted Manually, per LSR, Disconnect	SOMAN	NA	\$3.84	NA	\$3.94	NA	TBD	NA	NA	TBD
	NRC - Incremental Charge - Manual Service Order - 1st	SOMAN	TBD	NA	\$18.94	NA	\$18.14	TBD	\$26.94	NA	TBD
	NRC - Incremental Charge - Manual Service Order - Add'l	SOMAN	TBD	NA	\$8.42	NA	\$8.06	TBD	\$12.76	NA	TBD
	NRC - Incremental Charge - Manual Service Order - Disconnect	SOMAN	TBD	NA	TBD	NA	\$11.41	TBD	\$15.12	NA	TBD
	2-Wire Analog VG Loop-Start Unbundled Sub-Loop Feeder, per month	USBFB	\$13.68	NA	\$8.58	NA	NA	TBD	NA	\$10.06	NA
	Zone 1, per month	USBFB	TBD	\$10.75	TBD	\$10.36	\$11.01	TBD	\$8.92	NA	TBD
	Zone 2, per month	USBFB	TBD	\$11.57	TBD	\$13.62	\$13.36	TBD	\$14.10	NA	TBD
	Zone 3, per month	USBFB	TBD	\$13.51	TBD	\$19.69	\$21.56	TBD	\$16.11	NA	TBD
	Zone 4, per month	USBFB	NA	NA	NA	NA	NA	TBD	NA	NA	TBD
	NRC - 1st	USBFB	\$198.42	\$193.62	\$206.44	\$192.57	\$192.30	TBD	\$122.52	\$199.27	TBD
	NRC - Add'l	USBFB	\$116.66	\$113.00	\$170.05	\$111.96	\$111.80	TBD	\$46.61	\$60.33	TBD
	NRC - Disconnect Charge - 1st	USBFB	\$119.95	\$116.59	TBD	\$119.14	\$118.57	TBD	\$77.90	NA	TBD
	NRC - Disconnect Charge - Add'l	USBFB	\$27.04	\$26.70	TBD	\$26.79	\$26.66	TBD	\$14.68	NA	TBD
	NRC - Service Order submitted Electronically, per LSR	SOMEK	\$3.50	\$2.75	\$3.50	\$3.50	\$3.50	TBD	\$3.50	\$3.50	TBD
	NRC - Service Order submitted Electronically, per LSR - Disconnect	SOMEK	NA	\$0.42	NA	NA	NA	TBD	NA	NA	TBD
	NRC - Service Order submitted Manually, per LSR	SOMAN	NA	\$21.56	NA	\$29.24	NA	TBD	NA	NA	TBD
	NRC - Service Order submitted Manually, per LSR, Disconnect	SOMAN	NA	\$3.84	NA	\$3.94	NA	TBD	NA	NA	TBD
	NRC - Incremental Charge - Manual Service Order - 1st	SOMAN	TBD	NA	\$18.94	NA	\$18.14	TBD	\$26.94	NA	TBD
	NRC - Incremental Charge - Manual Service Order - Add'l	SOMAN	TBD	NA	\$8.42	NA	\$8.06	TBD	\$12.76	NA	TBD
	NRC - Incremental Charge - Manual Service Order - Disconnect	SOMAN	TBD	NA	TBD	NA	\$11.41	TBD	\$15.12	NA	TBD
	2-Wire Analog VG Reverse Battery Unb Sub-Loop Feeder, per mo	USBFC	\$13.68	NA	\$8.58	NA	NA	TBD	NA	\$10.06	NA
	Zone 1, per month	USBFC	TBD	\$10.75	TBD	\$10.36	\$11.01	TBD	\$8.92	NA	TBD
	Zone 2, per month	USBFC	TBD	\$11.57	TBD	\$13.62	\$13.36	TBD	\$14.10	NA	TBD
	Zone 3, per month	USBFC	TBD	\$13.51	TBD	\$19.69	\$21.56	TBD	\$16.11	NA	TBD
	Zone 4, per month	USBFC	NA	NA	NA	NA	NA	TBD	NA	NA	NA
	NRC - 1st	USBFC	\$198.42	\$193.62	\$206.44	\$192.57	\$192.30	TBD	\$122.52	\$199.27	TBD
	NRC - Add'l	USBFC	\$116.66	\$113.00	\$170.05	\$111.96	\$111.80	TBD	\$46.61	\$60.33	TBD
	NRC - Disconnect Charge - 1st	USBFC	\$119.95	\$116.59	TBD	\$119.14	\$118.57	TBD	\$77.90	NA	TBD
	NRC - Disconnect Charge - Add'l	USBFC	\$27.04	\$26.70	TBD	\$26.79	\$26.66	TBD	\$14.68	NA	TBD
	NRC - Service Order submitted Electronically, per LSR	SOMEK	\$3.50	\$2.75	\$3.50	\$3.50	\$3.50	TBD	\$3.50	\$3.50	TBD
	NRC - Service Order submitted Electronically, per LSR - Disconnect	SOMEK	NA	\$0.42	NA	NA	NA	TBD	NA	NA	TBD
	NRC - Service Order submitted Manually, per LSR	SOMAN	NA	\$21.56	NA	\$29.24	NA	TBD	NA	NA	TBD
	NRC - Service Order submitted Manually, per LSR, Disconnect	SOMAN	NA	\$3.84	NA	\$3.94	NA	TBD	NA	NA	TBD
	NRC - Incremental Charge - Manual Service Order - 1st	SOMAN	TBD	NA	\$18.94	NA	\$18.14	TBD	\$26.94	NA	TBD
	NRC - Incremental Charge - Manual Service Order - Add'l	SOMAN	TBD	NA	\$8.42	NA	\$8.06	TBD	\$12.76	NA	TBD
	NRC - Incremental Charge - Manual Service Order - Disconnect	SOMAN	TBD	NA	TBD	NA	\$11.41	TBD	\$15.12	NA	TBD

BELLSOUTH/Xspedius RATES
NETWORK ELEMENTS
AND OTHER SERVICES

4-Wire Analog VG Ground-Start Unbundled Sub-Loop Feeder, per month		USBFD	\$24.94	NA	\$19.91	NA	NA	NA	NA	\$10.22	NA
	Zone 1, per month	USBFD	TBD	\$23.35	TBD	\$30.69	\$25.90	TBD	\$21.91	NA	TBD
	Zone 2, per month	USBFD	TBD	\$27.94	TBD	\$36.12	\$27.00	TBD	\$35.92	NA	TBD
	Zone 3, per month	USBFD	TBD	\$40.51	TBD	\$22.90	\$25.61	TBD	\$41.37	NA	TBD
	Zone 4, per month	USBFD	NA	NA	NA	NA	NA	TBD	NA	NA	NA
	NRC - 1st	USBFD	\$224.21	\$222.74	\$243.41	\$221.19	\$220.87	TBD	\$226.36	\$232.76	TBD
	NRC - Add'l	USBFD	\$142.45	\$140.22	\$81.32	\$138.67	\$138.47	TBD	\$144.28	\$91.92	TBD
	NRC - Disconnect Charge - 1st	USBFD	\$131.15	\$127.64	\$134.77	\$133.53	\$135.74	TBD	\$96.50	NA	TBD
	NRC - Disconnect Charge - Add'l	USBFD	\$34.66	\$32.91	\$33.93	\$33.69	\$34.25	TBD	\$25.82	NA	TBD
	NRC - Service Order submitted Electronically, per LSR	SOMECE	\$3.50	\$2.75	\$3.50	\$3.50	\$3.50	TBD	\$3.50	\$3.50	TBD
	NRC - Service Order submitted Electronically, per LSR - Disconnect	SOMECE	NA	\$0.42	NA	NA	NA	TBD	NA	NA	TBD
	NRC - Service Order submitted Manually, per LSR	SOMAN	NA	\$21.56	NA	\$29.24	NA	TBD	NA	NA	TBD
	NRC - Service Order submitted Manually, per LSR, Disconnect	SOMAN	NA	\$3.84	NA	\$3.94	NA	TBD	NA	NA	TBD
	NRC - Incremental Charge - Manual Service Order - 1st	SOMAN	TBD	NA	NA	NA	\$18.14	TBD	NA	NA	TBD
	NRC - Incremental Charge - Manual Service Order - Add'l	SOMAN	TBD	NA	NA	NA	\$8.06	TBD	NA	NA	TBD
	NRC - Incremental Charge - Manual Service Order - Disconnect	SOMAN	TBD	NA	NA	NA	\$11.41	TBD	NA	NA	TBD
4-Wire Analog VG Loop-Start Unbundled Sub-Loop Feeder, per month		USBFE	\$24.94	NA	\$19.91	NA	NA	TBD	NA	\$10.22	NA
	Zone 1, per month	USBFE	TBD	\$23.35	TBD	\$30.69	\$25.90	TBD	\$21.91	NA	TBD
	Zone 2, per month	USBFE	TBD	\$27.94	TBD	\$36.12	\$27.00	TBD	\$35.92	NA	TBD
	Zone 3, per month	USBFE	TBD	\$40.51	TBD	\$22.90	\$25.61	TBD	\$41.37	NA	TBD
	Zone 4, per month	USBFE	NA	NA	NA	NA	NA	TBD	NA	NA	NA
	NRC - 1st	USBFE	\$224.21	\$222.74	\$243.41	\$221.19	\$220.87	TBD	\$226.36	\$232.76	TBD
	NRC - Add'l	USBFE	\$142.45	\$140.22	\$81.32	\$138.67	\$138.47	TBD	\$144.28	\$91.92	TBD
	NRC - Disconnect Charge - 1st	USBFE	\$131.15	\$127.64	\$134.77	\$133.53	\$135.74	TBD	\$96.50	NA	TBD
	NRC - Disconnect Charge - Add'l	USBFE	\$34.66	\$32.91	\$33.93	\$33.69	\$34.25	TBD	\$25.82	NA	TBD
	NRC - Service Order submitted Electronically, per LSR	SOMECE	\$3.50	\$2.75	\$3.50	\$3.50	\$3.50	TBD	\$3.50	\$3.50	TBD
	NRC - Service Order submitted Electronically, per LSR - Disconnect	SOMECE	NA	\$0.42	NA	NA	NA	TBD	NA	NA	TBD
	NRC - Service Order submitted Manually, per LSR	SOMAN	NA	\$21.56	NA	\$29.24	NA	TBD	NA	NA	TBD
	NRC - Service Order submitted Manually, per LSR, Disconnect	SOMAN	NA	\$3.84	NA	\$3.94	NA	TBD	NA	NA	TBD
	NRC - Incremental Charge - Manual Service Order - 1st	SOMAN	TBD	NA	NA	NA	\$18.14	TBD	NA	NA	TBD
	NRC - Incremental Charge - Manual Service Order - Add'l	SOMAN	TBD	NA	NA	NA	\$8.06	TBD	NA	NA	TBD
	NRC - Incremental Charge - Manual Service Order - Disconnect	SOMAN	TBD	NA	NA	NA	\$11.41	TBD	NA	NA	TBD
2-Wire ISDN Unbundled Sub-Loop Feeder, per month		USBFF	\$23.66	NA	\$17.73	NA	NA	NA	NA	\$24.33	NA
	Zone 1, per month	USBFF	TBD	\$22.39	TBD	\$17.75	\$19.34	TBD	\$19.63	NA	TBD
	Zone 2, per month	USBFF	TBD	\$25.85	TBD	\$23.67	\$24.09	TBD	\$31.61	NA	TBD
	Zone 3, per month	USBFF	TBD	\$26.12	TBD	\$29.90	\$32.27	TBD	36.27	NA	TBD
	Zone 4, per month	USBFF	NA	NA	NA	NA	NA	TBD	NA	NA	NA
	NRC - 1st	USBFF	\$200.26	\$222.74	\$208.50	\$218.90	\$218.59	TBD	\$202.01	\$293.73	TBD
	NRC - Add'l	USBFF	\$104.51	\$140.22	\$62.31	\$136.39	\$136.19	TBD	\$105.88	\$126.38	TBD
	NRC - Disconnect Charge - 1st	USBFF	\$119.95	\$127.64	\$119.68	\$121.40	\$120.82	TBD	\$92.57	NA	TBD
	NRC - Disconnect Charge - Add'l	USBFF	\$27.04	\$32.91	\$29.58	\$26.04	\$25.91	TBD	\$21.09	NA	TBD
	NRC - Service Order submitted Electronically, per LSR	SOMECE	\$3.50	\$2.75	\$3.50	\$3.50	\$3.50	TBD	\$3.50	\$3.50	TBD
	NRC - Service Order submitted Electronically, per LSR - Disconnect	SOMECE	NA	\$0.42	NA	NA	NA	TBD	NA	NA	TBD
	NRC - Service Order submitted Manually, per LSR	SOMAN	NA	\$21.56	NA	\$29.24	NA	TBD	NA	NA	TBD
	NRC - Service Order submitted Manually, per LSR, Disconnect	SOMAN	NA	\$3.84	NA	\$3.94	NA	TBD	NA	NA	TBD
	NRC - Incremental Charge - Manual Service Order - 1st	SOMAN	TBD	NA	NA	NA	\$18.14	TBD	NA	NA	TBD
	NRC - Incremental Charge - Manual Service Order - Add'l	SOMAN	TBD	NA	NA	NA	\$8.06	TBD	NA	NA	TBD
	NRC - Incremental Charge - Manual Service Order - Disconnect	SOMAN	TBD	NA	NA	NA	\$11.41	TBD	NA	NA	TBD
4-Wire DSI Unbundled Sub-Loop Feeder, per month		USBFG	\$49.54	NA	TBD	NA	NA	NA	NA	NA	NA
	Zone 1, per month	USBFG	TBD	\$56.00	TBD	\$74.60	\$64.67	TBD	\$39.69	TBD	TBD
	Zone 2, per month	USBFG	TBD	\$80.13	TBD	\$104.09	\$92.67	TBD	\$67.36	TBD	TBD
	Zone 3, per month	USBFG	TBD	\$156.12	TBD	\$151.77	\$309.79	TBD	\$78.12	TBD	TBD

**BELLSOUTH/Xpedius RATES
NETWORK ELEMENTS
AND OTHER SERVICES**

	Zone 4, per month	USBFG	NA	NA	NA	NA	NA	TBD	NA	NA	NA	
	NRC - 1st	USBFG	\$272.55	\$211.55	TBD	\$209.62	\$209.47	TBD	\$393.01	TBD	TBD	
	NRC - Add'l	USBFG	\$133.92	\$129.04	TBD	\$127.11	\$127.07	TBD	\$153.37	TBD	TBD	
	NRC - Disconnect Charge - 1st	USBFG	\$155.15	\$127.78	TBD	\$133.43	\$135.74	TBD	NA	TBD	TBD	
	NRC - Disconnect Charge - Add'l	USBFG	\$24.59	\$33.06	TBD	\$33.59	\$34.25	TBD	NA	TBD	TBD	
	NRC - Service Order submitted Electronically, per LSR	SOMEK	\$3.50	\$2.75	\$3.50	\$3.50	\$3.50	TBD	\$3.50	\$3.50	TBD	
	NRC - Service Order submitted Electronically, per LSR - Disconnect	SOMEK	NA	\$0.42	NA	NA	NA	TBD	NA	NA	TBD	
	NRC - Service Order submitted Manually, per LSR	SOMAN	NA	\$21.56	NA	\$29.24	NA	TBD	NA	NA	TBD	
	NRC - Service Order submitted Manually, per LSR, Disconnect	SOMAN	NA	\$3.84	NA	\$3.94	NA	TBD	NA	NA	TBD	
	NRC - Incremental Charge - Manual Service Order - 1st	SOMAN	TBD	NA	TBD	NA	\$18.14	TBD	\$42.19	TBD	TBD	
	NRC - Incremental Charge - Manual Service Order - Add'l	SOMAN	TBD	NA	TBD	NA	\$8.06	TBD	\$12.76	TBD	TBD	
	NRC - Incremental Charge - Manual Service Order - Disconnect	SOMAN	TBD	NA	TBD	NA	\$11.41	TBD	NA	TBD	TBD	
	2-Wire Copper Unbundled Sub-Loop Feeder, per month	USBFH	\$10.59	NA	NA	NA	NA	NA	NA	\$10.78	NA	
	Zone 1, per month	USBFH	TBD	\$11.01	TBD	\$8.29	\$8.81	TBD	\$10.66	NA	TBD	
	Zone 2, per month	USBFH	TBD	\$9.78	TBD	\$7.30	\$7.72	TBD	\$16.44	NA	TBD	
	Zone 3, per month	USBFH	TBD	\$7.83	TBD	\$6.03	\$5.93	TBD	\$18.69	NA	TBD	
	Zone 4, per month	USBFH	NA	NA	NA	NA	\$174.93	TBD	NA	NA	NA	
	NRC - 1st	USBFH	\$172.20	\$175.18	TBD	\$175.18	\$92.53	TBD	\$172.89	\$259.80	TBD	
	NRC - Add'l	USBFH	\$90.45	\$92.66	TBD	\$92.66	\$116.22	TBD	\$90.81	\$106.45	TBD	
	NRC - Disconnect Charge - 1st	USBFH	\$114.73	\$113.67	TBD	\$116.78	\$21.31	TBD	\$88.27	NA	TBD	
	NRC - Disconnect Charge - Add'l	USBFH	\$21.82	\$20.84	TBD	\$21.41	\$21.13	TBD	\$16.79	NA	TBD	
	NRC - Service Order submitted Electronically, per LSR	SOMEK	\$3.50	\$2.75	\$3.50	\$3.50	\$3.50	TBD	\$3.50	\$3.50	TBD	
	NRC - Service Order submitted Electronically, per LSR - Disconnect	SOMEK	NA	\$0.42	NA	NA	NA	TBD	NA	NA	TBD	
	NRC - Service Order submitted Manually, per LSR	SOMAN	NA	\$21.56	NA	\$29.24	NA	TBD	NA	NA	TBD	
	NRC - Service Order submitted Manually, per LSR, Disconnect	SOMAN	NA	\$3.84	NA	\$3.94	NA	TBD	NA	NA	TBD	
	NRC - Incremental Charge - Manual Service Order - 1st	SOMAN	TBD	NA	TBD	NA	\$18.14	TBD	NA	NA	TBD	
	NRC - Incremental Charge - Manual Service Order - Add'l	SOMAN	TBD	NA	TBD	NA	\$8.06	TBD	NA	NA	TBD	
	NRC - Incremental Charge - Manual Service Order - Disconnect	SOMAN	TBD	NA	TBD	NA	\$11.41	TBD	NA	NA	TBD	
	NRC - Incremental Charge - Manual Order Coordination - per loop	USBMC	\$51.29	\$16.31	TBD	\$16.31	\$16.29	TBD	\$45.34	\$45.53	TBD	
	4-Wire Copper Unbundled Sub-Loop Feeder, per month	USBFJ	\$15.01	NA	NA	NA	NA	NA	NA	\$15.63	NA	
	Zone 1, per month	USBFJ	TBD	\$20.59	TBD	\$16.55	\$20.58	TBD	\$14.68	NA	TBD	
	Zone 2, per month	USBFJ	TBD	\$21.48	TBD	\$15.35	\$14.96	TBD	\$23.74	NA	TBD	
	Zone 3, per month	USBFJ	TBD	\$17.70	TBD	\$12.52	\$13.15	TBD	\$27.26	NA	TBD	
	Zone 4, per month	USBFJ	NA	NA	NA	NA	NA	TBD	NA	NA	NA	
	NRC - 1st	USBFJ	\$206.32	\$209.61	TBD	\$209.61	\$209.31	TBD	\$207.14	\$294.59	TBD	
	NRC - Add'l	USBFJ	\$134.23	\$127.09	TBD	\$127.09	\$126.91	TBD	\$134.77	\$152.62	TBD	
	NRC - Disconnect Charge - 1st	USBFJ	\$123.01	\$119.80	TBD	\$126.27	\$128.36	TBD	\$90.12	NA	TBD	
	NRC - Disconnect Charge - Add'l	USBFJ	\$26.53	\$25.07	TBD	\$26.43	\$26.87	TBD	\$19.44	NA	TBD	
	NRC - Service Order submitted Electronically, per LSR	SOMEK	\$3.50	\$2.75	\$3.50	\$3.50	\$3.50	TBD	\$3.50	\$3.50	TBD	
	NRC - Service Order submitted Electronically, per LSR - Disconnect	SOMEK	NA	\$0.42	NA	NA	NA	TBD	NA	NA	TBD	
	NRC - Service Order submitted Manually, per LSR	SOMAN	NA	\$21.56	NA	\$29.24	NA	TBD	NA	NA	TBD	
	NRC - Service Order submitted Manually, per LSR, Disconnect	SOMAN	NA	\$3.84	NA	\$3.94	NA	TBD	NA	NA	TBD	
	NRC - Incremental Charge - Manual Service Order - 1st	SOMAN	TBD	NA	TBD	NA	\$18.14	TBD	NA	NA	TBD	
	NRC - Incremental Charge - Manual Service Order - Add'l	SOMAN	TBD	NA	TBD	NA	\$8.06	TBD	NA	NA	TBD	
	NRC - Incremental Charge - Manual Service Order - Disconnect	SOMAN	TBD	NA	TBD	NA	\$11.41	TBD	NA	NA	TBD	
	NRC - Incremental Charge - Manual Order Coordination - per loop	USBMC	\$51.29	\$16.31	TBD	\$16.31	\$16.29	TBD	\$45.34	\$45.43	TBD	
	4-Wire 2.4 KBPS Digital Unbundled Sub-Loop Feeder, per month	USBFK	\$30.97	NA	NA	NA	NA	NA	NA	\$32.47	NA	
	Zone 1, per month	USBFK	TBD	\$24.89	TBD	\$27.38	\$27.16	TBD	\$26.71	NA	TBD	
	Zone 2, per month	USBFK	TBD	\$28.83	TBD	\$33.41	\$24.93	TBD	\$44.07	NA	TBD	
	Zone 3, per month	USBFK	TBD	\$29.16	TBD	\$24.47	\$25.05	TBD	\$50.83	NA	TBD	
	Zone 4, per month	USBFK	NA	NA	NA	NA	NA	TBD	NA	NA	NA	
	NRC - 1st	USBFK	\$212.90	\$211.32	TBD	\$209.77	\$209.47	TBD	\$215.00	\$309.57	TBD	

**BELLSOUTH/Xspedius RATES
NETWORK ELEMENTS
AND OTHER SERVICES**

	NRC - Add'l	USBFK	\$131.14	\$128.81	TBD	\$127.26	\$127.07	TBD	\$132.92	\$157.93	TBD
	NRC - Disconnect Charge - 1st	USBFK	\$131.15	\$127.64	TBD	\$133.53	\$135.74	TBD	\$96.50	NA	TBD
	NRC - Disconnect Charge - Add'l	USBFK	\$34.66	\$32.91	TBD	\$33.69	\$34.25	TBD	\$25.82	NA	TBD
	NRC - Service Order submitted Electronically, per LSR	SOMEK	\$3.50	\$2.75	\$3.50	\$3.50	\$3.50	TBD	\$3.50	\$3.50	TBD
	NRC - Service Order submitted Electronically, per LSR - Disconnect	SOMEK	NA	\$0.42	NA	NA	NA	TBD	NA	NA	TBD
	NRC - Service Order submitted Manually, per LSR	SOMAN	NA	\$21.56	NA	\$29.24	NA	TBD	NA	NA	TBD
	NRC - Service Order submitted Manually, per LSR, Disconnect	SOMAN	NA	\$3.84	NA	\$3.94	NA	TBD	NA	NA	TBD
	NRC - Incremental Charge - Manual Service Order - 1st	SOMAN	TBD	NA	TBD	NA	\$18.14	TBD	NA	NA	TBD
	NRC - Incremental Charge - Manual Service Order - Add'l	SOMAN	TBD	NA	TBD	NA	\$8.06	TBD	NA	NA	TBD
	NRC - Incremental Charge - Manual Service Order - Disconnect	SOMAN	TBD	NA	TBD	NA	\$11.41	TBD	NA	NA	TBD
	4-Wire 4.8 KBPS Digital Unbundled Sub-Loop Feeder, per month	USBFL	\$30.97	NA	NA	NA	NA	NA	NA	\$32.47	NA
	Zone 1, per month	USBFL	TBD	\$24.89	TBD	\$27.38	\$27.16	TBD	\$26.71	NA	TBD
	Zone 2, per month	USBFL	TBD	\$28.83	TBD	\$33.41	\$24.93	TBD	\$44.07	NA	TBD
	Zone 3, per month	USBFL	TBD	\$29.16	TBD	\$24.47	\$25.05	TBD	\$50.83	NA	TBD
	Zone 4, per month	USBFL	NA	NA	NA	NA	NA	TBD	NA	NA	NA
	NRC - 1st	USBFL	\$212.90	\$211.32	TBD	\$209.77	\$209.47	TBD	\$215.00	\$309.57	TBD
	NRC - Add'l	USBFL	\$131.14	\$128.81	TBD	\$127.26	\$127.07	TBD	\$132.92	\$157.93	TBD
	NRC - Disconnect Charge - 1st	USBFL	\$131.15	\$127.64	TBD	\$133.53	\$135.74	TBD	\$96.50	NA	TBD
	NRC - Disconnect Charge - Add'l	USBFL	\$34.66	\$32.91	TBD	\$33.69	\$34.25	TBD	\$25.82	NA	TBD
	NRC - Service Order submitted Electronically, per LSR	SOMEK	\$3.50	\$2.75	\$3.50	\$3.50	\$3.50	TBD	\$3.50	\$3.50	TBD
	NRC - Service Order submitted Electronically, per LSR - Disconnect	SOMEK	NA	\$0.42	NA	NA	NA	TBD	NA	NA	TBD
	NRC - Service Order submitted Manually, per LSR	SOMAN	NA	\$21.56	NA	\$29.24	NA	TBD	NA	NA	TBD
	NRC - Service Order submitted Manually, per LSR, Disconnect	SOMAN	NA	\$3.84	NA	\$3.94	NA	TBD	NA	NA	TBD
	NRC - Incremental Charge - Manual Service Order - 1st	SOMAN	TBD	NA	TBD	NA	\$18.14	TBD	NA	NA	TBD
	NRC - Incremental Charge - Manual Service Order - Add'l	SOMAN	TBD	NA	TBD	NA	\$8.06	TBD	NA	NA	TBD
	NRC - Incremental Charge - Manual Service Order - Disconnect	SOMAN	TBD	NA	TBD	NA	\$11.41	TBD	NA	NA	TBD
	4-Wire 9.6 KBPS Digital Unbundled Sub-Loop Feeder, per month	USBFM	\$30.97	NA	NA	NA	NA	NA	NA	\$32.47	NA
	Zone 1, per month	USBFM	TBD	\$24.89	TBD	\$27.38	\$27.16	TBD	\$26.71	NA	TBD
	Zone 2, per month	USBFM	TBD	\$28.83	TBD	\$33.41	\$24.93	TBD	\$44.07	NA	TBD
	Zone 3, per month	USBFM	TBD	\$29.16	TBD	\$24.47	\$25.05	TBD	\$50.83	NA	TBD
	Zone 4, per month	USBFM	NA	NA	NA	NA	NA	TBD	NA	NA	NA
	NRC - 1st	USBFM	\$212.90	\$211.32	TBD	\$209.77	\$209.47	TBD	\$215.00	\$309.57	TBD
	NRC - Add'l	USBFM	\$131.14	\$128.81	TBD	\$127.26	\$127.07	TBD	\$132.92	\$157.93	TBD
	NRC - Disconnect Charge - 1st	USBFM	\$131.15	\$127.64	TBD	\$133.53	\$135.74	TBD	\$96.50	NA	TBD
	NRC - Disconnect Charge - Add'l	USBFM	\$34.66	\$32.91	TBD	\$33.69	\$34.25	TBD	\$25.82	NA	TBD
	NRC - Service Order submitted Electronically, per LSR	SOMEK	\$3.50	\$2.75	\$3.50	\$3.50	\$3.50	TBD	\$3.50	\$3.50	TBD
	NRC - Service Order submitted Electronically, per LSR - Disconnect	SOMEK	NA	\$0.42	NA	NA	NA	TBD	NA	NA	TBD
	NRC - Service Order submitted Manually, per LSR	SOMAN	NA	\$21.56	NA	\$29.24	NA	TBD	NA	NA	TBD
	NRC - Service Order submitted Manually, per LSR, Disconnect	SOMAN	NA	\$3.84	NA	\$3.94	NA	TBD	NA	NA	TBD
	NRC - Incremental Charge - Manual Service Order - 1st	SOMAN	TBD	NA	TBD	NA	\$18.14	TBD	NA	NA	TBD
	NRC - Incremental Charge - Manual Service Order - Add'l	SOMAN	TBD	NA	TBD	NA	\$8.06	TBD	NA	NA	TBD
	NRC - Incremental Charge - Manual Service Order - Disconnect	SOMAN	TBD	NA	TBD	NA	\$11.41	TBD	NA	NA	TBD
	4-Wire 19.2 KBPS Digital Unbundled Sub-Loop Feeder, per month	USBFN	\$30.97	NA	NA	NA	NA	NA	NA	\$32.47	NA
	Zone 1, per month	USBFN	TBD	\$24.89	TBD	\$27.38	\$27.16	TBD	\$26.71	NA	TBD
	Zone 2, per month	USBFN	TBD	\$28.83	TBD	\$33.41	\$24.93	TBD	\$44.07	NA	TBD
	Zone 3, per month	USBFN	TBD	\$29.16	TBD	\$24.47	\$25.05	TBD	\$50.83	NA	TBD
	Zone 4, per month	USBFN	NA	NA	NA	NA	NA	TBD	NA	NA	NA
	NRC - 1st	USBFN	\$212.90	\$211.32	TBD	\$209.77	\$209.47	TBD	\$215.00	\$309.57	TBD
	NRC - Add'l	USBFN	\$131.14	\$128.81	TBD	\$127.26	\$127.07	TBD	\$132.92	\$157.93	TBD
	NRC - Disconnect Charge - 1st	USBFN	\$131.15	\$127.64	TBD	\$133.53	\$135.74	TBD	\$96.50	NA	TBD
	NRC - Disconnect Charge - Add'l	USBFN	\$34.66	\$32.91	TBD	\$33.69	\$34.25	TBD	\$25.82	NA	TBD
	NRC - Service Order submitted Electronically, per LSR	SOMEK	\$3.50	\$2.75	NA	\$3.50	\$3.50	TBD	\$3.50	\$3.50	TBD

**BELLSOUTH/Xspedius RATES
NETWORK ELEMENTS
AND OTHER SERVICES**

	NRC - Service Order submitted Electronically, per LSR - Disconnect	SOMEK	NA	\$0.42	NA	NA	NA	TBD	NA	NA	TBD
	NRC - Service Order submitted Manually, per LSR	SOMAN	NA	\$21.56	NA	\$29.24	NA	TBD	NA	NA	TBD
	NRC - Service Order submitted Manually, per LSR, Disconnect	SOMAN	NA	\$3.84	NA	\$3.94	NA	TBD	NA	NA	TBD
	NRC - Incremental Charge - Manual Service Order - 1st	SOMAN	TBD	NA	TBD	NA	\$18.14	TBD	NA	NA	TBD
	NRC - Incremental Charge - Manual Service Order - Add'l	SOMAN	TBD	NA	TBD	NA	\$8.06	TBD	NA	NA	TBD
	NRC - Incremental Charge - Manual Service Order - Disconnect	SOMAN	TBD	NA	TBD	NA	\$11.41	TBD	NA	NA	TBD
	4-Wire 56 KBPS Digital Unbundled Sub-Loop Feeder, per month	USBFO	\$30.97	NA	NA	NA	NA	NA	NA	\$32.47	NA
	Zone 1, per month	USBFO	TBD	\$24.89	TBD	\$27.38	\$27.16	TBD	\$26.71	NA	TBD
	Zone 2, per month	USBFO	TBD	\$28.83	TBD	\$33.41	\$24.93	TBD	\$44.07	NA	TBD
	Zone 3, per month	USBFO	TBD	\$29.16	TBD	\$24.47	\$25.05	TBD	\$50.83	NA	TBD
	Zone 4, per month	USBFO	NA	NA	NA	NA	NA	TBD	NA	NA	NA
	NRC - 1st	USBFO	\$212.90	\$211.32	TBD	\$209.77	\$209.47	TBD	\$215.00	\$309.57	TBD
	NRC - Add'l	USBFO	\$131.14	\$128.81	TBD	\$127.26	\$127.07	TBD	\$132.92	\$157.93	TBD
	NRC - Disconnect Charge - 1st	USBFO	\$131.15	\$127.64	TBD	\$133.53	\$135.74	TBD	\$96.50	NA	TBD
	NRC - Disconnect Charge - Add'l	USBFO	\$34.66	\$32.91	TBD	\$33.69	\$34.25	TBD	\$25.82	NA	TBD
	NRC - Service Order submitted Electronically, per LSR	SOMEK	\$3.50	\$2.75	NA	\$3.50	\$3.50	TBD	\$3.50	\$3.50	TBD
	NRC - Service Order submitted Electronically, per LSR - Disconnect	SOMEK	NA	\$0.42	NA	NA	NA	TBD	NA	NA	TBD
	NRC - Service Order submitted Manually, per LSR	SOMAN	NA	\$21.56	NA	\$29.24	NA	TBD	NA	NA	TBD
	NRC - Service Order submitted Manually, per LSR, Disconnect	SOMAN	NA	\$3.84	NA	\$3.94	NA	TBD	NA	NA	TBD
	NRC - Incremental Charge - Manual Service Order - 1st	SOMAN	TBD	NA	TBD	NA	\$18.14	TBD	NA	NA	TBD
	NRC - Incremental Charge - Manual Service Order - Add'l	SOMAN	TBD	NA	TBD	NA	\$8.06	TBD	NA	NA	TBD
	NRC - Incremental Charge - Manual Service Order - Disconnect	SOMAN	TBD	NA	TBD	NA	\$11.41	TBD	NA	NA	TBD
	4-Wire 64 KBPS Digital Unbundled Sub-Loop Feeder, per month	USBFP	\$30.97	NA	NA	NA	NA	NA	NA	\$32.47	NA
	Zone 1, per month	USBFP	TBD	\$24.89	TBD	\$27.38	\$27.16	TBD	\$26.71	NA	TBD
	Zone 2, per month	USBFP	TBD	\$28.83	TBD	\$33.41	\$24.93	TBD	\$44.07	NA	TBD
	Zone 3, per month	USBFP	TBD	\$29.16	TBD	\$24.47	\$25.05	TBD	\$50.83	NA	TBD
	Zone 4, per month	USBFP	NA	NA	NA	NA	NA	TBD	NA	NA	NA
	NRC - 1st	USBFP	\$212.90	\$211.32	TBD	\$209.77	\$209.47	TBD	\$215.00	\$309.57	TBD
	NRC - Add'l	USBFP	\$131.14	\$128.81	TBD	\$127.26	\$127.07	TBD	\$132.92	\$157.93	TBD
	NRC - Disconnect Charge - 1st	USBFP	\$131.15	\$127.64	TBD	\$133.53	\$135.74	TBD	\$96.50	NA	TBD
	NRC - Disconnect Charge - Add'l	USBFP	\$34.66	\$32.91	TBD	\$33.69	\$34.25	TBD	\$25.82	NA	TBD
	NRC - Service Order submitted Electronically, per LSR	SOMEK	\$3.50	\$2.75	NA	\$3.50	\$3.50	TBD	\$3.50	\$3.50	TBD
	NRC - Service Order submitted Electronically, per LSR - Disconnect	SOMEK	NA	\$0.42	NA	NA	NA	TBD	NA	NA	TBD
	NRC - Service Order submitted Manually, per LSR	SOMAN	NA	\$21.56	NA	\$29.24	\$29.24	TBD	NA	NA	TBD
	NRC - Service Order submitted Manually, per LSR, Disconnect	SOMAN	NA	\$3.84	NA	\$3.94	\$3.94	TBD	NA	NA	TBD
	NRC - Incremental Charge - Manual Service Order - 1st	SOMAN	TBD	NA	TBD	NA	\$18.14	TBD	NA	NA	TBD
	NRC - Incremental Charge - Manual Service Order - Add'l	SOMAN	TBD	NA	TBD	NA	\$8.06	TBD	NA	NA	TBD
	NRC - Incremental Charge - Manual Service Order - Disconnect	SOMAN	TBD	NA	TBD	NA	\$11.41	TBD	NA	NA	TBD
	Unbundled Sub-Loop Modification										
	NRC - Load Coil/Equipment Removal per 2 Wire pair - 1st	ULM2X	\$358.90	\$357.81	TBD	\$357.82	\$332.79	TBD	\$360.33	\$358.71	TBD
	NRC - Load Coil/Equipment Removal per 2 Wire pair - Add'l	ULM2X	\$8.08	\$8.15	TBD	\$8.15	\$7.49	TBD	\$8.11	\$8.07	TBD
	NRC - Load Coil/Equipment Removal per 4 Wire pair - 1st	ULM4X	\$358.90	\$357.81	TBD	\$357.82	\$332.79	TBD	\$360.33	\$358.71	TBD
	NRC - Load Coil/Equipment Removal per 4 Wire pair - Add'l	ULM4X	\$8.08	\$8.15	TBD	\$8.15	\$7.49	TBD	\$8.11	\$8.07	TBD
	NRC - Bridge Tap Removal per pair unloaded - 1st	ULMBT	\$561.91	\$562.71	TBD	\$562.73	\$521.03	TBD	\$564.15	\$561.62	TBD
	NRC - Bridge Tap Removal per pair unloaded - Add'l	ULMBT	\$10.09	\$10.19	TBD	\$10.19	\$9.36	TBD	\$10.14	\$8.07	TBD
	Loop Make Up										
	NRC - Loop Makeup - Preordering Without Reservation, per working facility queried (Manual) **	UMKLW	\$134.00	\$134.00	\$134.00	\$134.00	\$134.00	\$134.00	\$134.00	\$134.00	\$100.00
	Loop Makeup - Preordering Without Reservation, per spare facility queried (Manual) Maximum number of spare facilities per manual LMUSI is 3. **	UMKLW	\$134.00	\$134.00	\$134.00	\$134.00	\$134.00	\$134.00	\$134.00	\$134.00	\$100.00

**BELLSOUTH/Xspedius RATES
NETWORK ELEMENTS
AND OTHER SERVICES**

	NRC-Loop Makeup - Preordering With Reservation, per spare facility queried (Manual) Max number of spare facilities per manual LMUSI is 3. **	UMKLP	\$140.00	\$140.00	\$140.00	\$140.00	\$140.00	\$140.00	\$140.00	\$140.00	\$100.00	
	NRC - Loop Makeup - Preordering Without Reservation, per working facility queried (Mechanized) **		\$1.08	\$1.08	\$1.08	\$1.08	\$1.08	\$1.08	\$1.08	\$1.08	\$1.08	\$0.6888
	Loop Makeup - Preordering Without Reservation, per spare facility queried (Mechanized) Max number of spare facilities per mechanized LMUSI is 10.**		\$1.08	\$1.08	\$1.08	\$1.08	\$1.08	\$1.08	\$1.08	\$1.08	\$1.08	\$0.6888
	Loop Makeup - Preordering With Reservation, per spare facility queried (Mechanized) Max number of spare facilities per mechanized LMUSI is 10.**		\$1.08	\$1.08	\$1.08	\$1.08	\$1.08	\$1.08	\$1.08	\$1.08	\$1.08	\$0.6888
	Unbundled Network Terminating Wire, per pair, per month	UENPP	\$0.49	\$0.46	\$1.37	\$0.64	\$0.35	TBD	\$0.44	\$0.46	TBD	
	NRC - UNTW Pair, per pair	UENPP	\$40.02	\$65.35	\$2.48	\$65.35	\$64.77	TBD	\$65.82	\$60.93	TBD	
	NRC - Disconnect Charge, per pair	UENPP	\$0.87	NA	\$1.74	NA	NA	TBD	NA	NA	TBD	
	NRC - Service Order submitted Electronically, per LSR	SOMECE	\$3.50	\$2.75	\$3.50	\$3.50	\$3.50	TBD	\$3.50	\$3.50	TBD	
	NRC - Service Order submitted Electronically, per LSR - Disconnect	SOMECE	NA	\$0.42	NA	NA	NA	TBD	TBD	TBD	TBD	
	NRC - Service Order submitted Manually, per LSR	SOMAN	NA	\$21.56	NA	\$29.24	\$29.24	TBD	TBD	TBD	TBD	
	NRC - Service Order submitted Manually, per LSR, Disconnect	SOMAN	NA	\$3.84	NA	\$3.94	\$3.94	TBD	TBD	TBD	TBD	
	Sub-Loop Concentration - Channelization Sys (Outside CO)											
	NRC - Service Order submitted Electronically, per LSR	SOMECE	\$3.50	\$2.75	\$3.50	\$3.50	\$3.50	TBD	\$3.50	\$3.50	\$3.50	
	NRC - Service Order submitted Electronically, per LSR - Disconnect	SOMECE	NA	\$0.42	NA	NA	NA	TBD	TBD	TBD	NA	
	NRC - Service Order submitted Manually, per LSR	SOMAN	NA	\$21.56	NA	\$29.24	\$29.24	TBD	TBD	TBD	\$19.99	
	NRC - Service Order submitted Manually, per LSR, Disconnect	SOMAN	NA	\$3.84	NA	\$3.94	\$3.94	TBD	TBD	TBD	NA	
	NRC - Incremental Charge - Manual Service Order - 1st	SOMAN	TBD	NA	\$18.94	TBD	TBD	TBD	NA	NA	NA	
	NRC - Incremental Charge - Manual Service Order - Add'l	SOMAN	TBD	NA	\$8.42	TBD	TBD	TBD	NA	NA	NA	
	TR008 - System A (96 channel capacity - channels 1-96), per month	UCT8A	\$829.76	\$477.76	\$724.79	\$493.89	\$546.21	TBD	\$579.03	\$571.42	\$683.78	
	NRC - 1st	UCT8A	\$404.46	\$408.22	\$632.36	\$408.23	\$407.65	TBD	\$587.83	\$586.42	\$634.31	
	NRC - Add'l	UCT8A	\$220.32	\$222.37	\$310.82	\$222.37	\$222.06	TBD	\$278.83	\$277.97	\$311.78	
	NRC-Disconnect, 1st	UCT8A	\$236.23	\$236.02	NA	\$253.87	\$258.08	TBD	NA	NA	NA	
	NRC-Disconnect, Add'l	UCT8A	\$74.90	\$74.84	NA	\$80.50	\$81.83	TBD	NA	NA	NA	
	TR008 - System B (96 channel capacity - channels 97-192), per month	UCT8B	\$87.34	\$85.12	\$92.91	\$82.15	\$87.89	TBD	\$85.59	\$87.65	\$102.12	
	NRC - 1st	UCT8B	\$404.46	\$408.22	\$632.36	\$408.23	\$407.65	TBD	\$587.83	\$586.42	\$634.31	
	NRC - Add'l	UCT8B	\$220.32	\$222.37	\$310.82	\$222.37	\$222.06	TBD	\$278.83	\$277.97	\$311.78	
	NRC-Disconnect, 1st	UCT8B	\$236.23	\$236.02	NA	\$253.87	\$258.08	TBD	NA	NA	NA	
	NRC-Disconnect, Add'l	UCT8B	\$74.90	\$74.84	NA	\$80.50	\$81.83	TBD	NA	NA	NA	
	TR303 - System A (96 channel capacity - channels 1-96), per month	UCT3A	\$868.77	\$512.86	\$764.42	\$530.75	\$584.28	TBD	\$615.62	\$611.62	\$726.87	
	NRC - 1st	UCT3A	\$404.46	\$408.22	\$632.36	\$408.23	\$407.65	TBD	\$587.83	\$586.42	\$634.31	
	NRC - Add'l	UCT3A	\$220.32	\$222.37	\$310.82	\$222.37	\$222.06	TBD	\$278.83	\$277.97	\$311.78	
	NRC-Disconnect, 1st	UCT3A	\$236.23	\$236.02	NA	\$253.87	\$258.08	TBD	NA	NA	NA	
	NRC-Disconnect, Add'l	UCT3A	\$74.90	\$74.84	NA	\$80.50	\$81.83	TBD	NA	NA	NA	
	TR303 - System B (96 channel capacity - channels 97-192), per month	UCT3B	\$126.35	\$120.21	\$132.54	\$119.01	\$125.95	TBD	\$122.18	\$127.76	\$145.21	
	NRC - 1st	UCT3B	\$404.46	\$408.22	\$632.36	\$408.23	\$407.65	TBD	\$587.83	\$586.42	\$634.31	
	NRC - Add'l	UCT3B	\$220.32	\$222.37	\$310.82	\$222.37	\$222.06	TBD	\$278.83	\$277.97	\$311.78	
	NRC-Disconnect, 1st	UCT3B	\$236.23	\$236.02	NA	\$253.87	\$258.08	TBD	NA	NA	NA	
	NRC-Disconnect, Add'l	UCT3B	\$74.90	\$74.84	NA	\$80.50	\$81.83	TBD	NA	NA	NA	
	DS1 Feeder Interface, per month	UCTFS	\$67.03	NA	\$72.12	NA	NA	TBD	\$64.63	\$69.24	\$76.73	
	Zone 1, per month	UCTFS	NA	\$56.65	TBD	\$60.01	\$73.29	TBD	TBD	TBD	TBD	
	Zone 2, per month	UCTFS	NA	\$65.86	TBD	\$60.04	\$88.72	TBD	TBD	TBD	TBD	
	Zone 3, per month	UCTFS	NA	\$107.08	TBD	\$106.11	\$187.11	TBD	TBD	TBD	TBD	
	Zone 4, per month	UCTFS	NA	NA	NA	NA	NA	TBD	NA	NA	NA	
	NRC 1st	UCTFS	\$192.51	\$211.55	\$425.74	\$209.62	\$209.47	TBD	\$237.09	\$236.32	\$418.37	
	NRC Add'l	UCTFS	\$105.73	\$129.04	\$198.06	\$127.11	\$127.07	TBD	\$116.01	\$115.55	\$198.67	
	NRC-Disconnect, 1st	UCTFS	\$56.94	\$127.78	NA	\$133.43	\$135.74	TBD	NA	NA	NA	
	NRC-Disconnect, Add'l	UCTFS	\$12.81	\$33.06	NA	\$33.59	\$34.25	TBD	NA	NA	NA	
	Channel Interface-2 Wire Voice-Loop Start or Ground Start, per mo	ULCC2	\$2.38	\$2.12	\$2.38	\$2.24	\$2.34	TBD	\$2.22	\$2.43	\$2.61	

BELLSOUTH/Xpedius RATES
NETWORK ELEMENTS
AND OTHER SERVICES

	NRC 1st	ULCC2	\$20.88	\$21.07	\$41.82	\$21.08	\$21.05	TBD	\$28.66	\$28.58	\$41.95	
	NRC Add'l	ULCC2	\$20.77	\$20.96	\$41.58	\$20.96	\$20.93	TBD	\$28.50	\$28.42	\$41.71	
	NRC-Disconnect, 1st	ULCC2	\$10.00	\$9.99	NA	\$10.75	\$10.92	TBD	NA	NA		
	NRC-Disconnect, Add'l	ULCC2	\$9.94	\$9.93	NA	\$10.68	\$10.86	TBD	NA	NA		
	Channel Interface - 2 Wire ISDN, per month	ULCC1	\$9.51	\$8.48	\$9.53	\$8.98	\$9.34	TBD	\$8.88	\$9.72	\$10.43	
	NRC 1st	ULCC1	\$20.88	\$21.07	\$41.82	\$21.08	\$21.05	TBD	\$21.24	\$28.58	\$41.95	
	NRC Add'l	ULCC1	\$20.77	\$20.96	\$41.58	\$20.96	\$20.93	TBD	\$21.13	\$28.42	\$41.71	
	NRC-Disconnect, 1st	ULCC1	\$10.00	\$9.99	NA	\$10.75	\$10.92	TBD	NA	NA	NA	
	NRC-Disconnect, Add'l	ULCC1	\$9.94	\$9.93	NA	\$10.68	\$10.86	TBD	NA	NA	NA	
	Channel Interface - 2 Wire Voice - Reverse Battery, per month	ULCCR	\$14.14	\$12.61	\$14.17	\$13.35	\$13.89	TBD	\$13.20	\$14.46	\$15.51	
	NRC 1st	ULCCR	\$20.88	\$21.07	\$41.82	\$21.08	\$21.05	TBD	\$28.66	\$28.58	\$41.95	
	NRC Add'l	ULCCR	\$20.77	\$20.96	\$41.58	\$20.96	\$20.93	TBD	\$28.50	\$28.42	\$41.71	
	NRC-Disconnect, 1st	ULCCR	\$10.00	\$9.99	NA	\$10.75	\$10.92	TBD	NA	NA	NA	
	NRC-Disconnect, Add'l	ULCCR	\$9.94	\$9.93	NA	\$10.68	\$10.86	TBD	NA	NA	NA	
	Channel Interface - 4 Wire Voice (Specials Card), per month	ULCC4	\$8.43	\$7.52	\$8.45	\$7.96	\$8.29	TBD	\$7.87	\$8.62	\$9.26	
	NRC 1st	ULCC4	\$20.88	\$21.07	\$41.82	\$21.08	\$21.05	TBD	\$28.66	\$28.58	\$41.95	
	NRC Add'l	ULCC4	\$20.77	\$20.96	\$41.58	\$20.96	\$20.93	TBD	\$28.50	\$28.42	\$41.71	
	NRC-Disconnect, 1st	ULCC4	\$10.00	\$9.99	NA	\$10.75	\$10.92	TBD	NA	NA	NA	
	NRC-Disconnect, Add'l	ULCC4	\$9.94	\$9.93	NA	\$10.68	\$10.86	TBD	NA	NA	NA	
	Test Circuit, per month	UCTTC	\$41.21	\$36.76	\$41.30	\$38.90	\$40.49	TBD	\$38.47	\$42.14	\$45.22	
	NRC 1st	UCTTC	\$20.88	\$21.07	\$41.82	\$21.08	\$21.05	TBD	\$28.66	\$28.58	\$41.95	
	NRC Add'l	UCTTC	\$20.77	\$20.96	\$41.58	\$20.96	\$20.93	TBD	\$28.50	\$28.42	\$41.71	
	NRC-Disconnect, 1st	UCTTC	\$10.00	\$9.99	NA	\$10.75	\$10.92	TBD	NA	NA	NA	
	NRC-Disconnect, Add'l	UCTTC	\$9.94	\$9.93	NA	\$10.68	\$10.86	TBD	NA	NA	NA	
	Channel Interface - Digital 56Kbps, per month	ULCC5	\$12.49	\$11.14	\$12.51	\$11.79	\$12.27	TBD	\$11.66	\$12.77	\$13.71	
	NRC 1st	ULCC5	\$20.88	\$21.07	\$41.82	\$21.08	\$21.05	TBD	\$28.66	\$28.58	\$41.95	
	NRC Add'l	ULCC5	\$20.77	\$20.96	\$41.58	\$20.96	\$20.93	TBD	\$28.50	\$28.42	\$41.71	
	NRC-Disconnect, 1st	ULCC5	\$10.00	\$9.99	NA	\$10.75	\$10.92	TBD	NA	NA	NA	
	NRC-Disconnect, Add'l	ULCC5	\$9.94	\$9.93	NA	\$10.68	\$10.86	TBD	NA	NA	NA	
	Channel Interface - Digital 64Kbps, per month	ULCC6	\$12.49	\$11.14	\$12.51	\$14.08	\$12.27	TBD	\$11.66	\$12.77	\$13.71	
	NRC 1st	ULCC6	\$20.88	\$21.07	\$41.82	\$21.08	\$21.05	TBD	\$28.66	\$28.58	\$41.95	
	NRC Add'l	ULCC6	\$20.77	\$20.96	\$41.58	\$20.96	\$20.93	TBD	\$28.50	\$28.42	\$41.71	
	NRC-Disconnect, 1st	ULCC6	\$10.00	\$9.99	NA	\$10.75	\$10.92	TBD	NA	NA	NA	
	NRC-Disconnect, Add'l	ULCC6	\$9.94	\$9.93	NA	\$10.68	\$10.86	TBD	NA	NA	NA	
	Loop Concentration System (Inside C.O.)											
	NRC - Service Order submitted Electronically, per LSR	SOMEC	\$3.50	\$2.75	\$3.50	\$3.50	\$3.50	\$3.50	\$3.50	\$3.50	\$3.50	
	NRC - Service Order submitted Electronically, per LSR - Disconnect	SOMEC	NA	\$0.42	NA	NA	NA	NA	NA	NA	NA	
	NRC - Service Order submitted Manually, per LSR	SOMAN	NA	\$21.56	NA	\$29.24	\$29.24	NA	NA	NA	\$19.99	
	NRC - Service Order submitted Manually, per LSR, Disconnect	SOMAN	NA	\$3.84	NA	\$3.94	\$3.94	NA	NA	NA	NA	
	NRC - Incremental Charge - Manual Service Order - 1st	SOMAN	TBD	NA	\$18.94	TBD	\$18.14	\$25.52	TBD	\$44.06	TBD	
	NRC - Incremental Charge - Manual Service Order - Add'l	SOMAN	TBD	NA	\$8.42	TBD	\$8.06	\$11.34	TBD	\$13.55	TBD	
	TR008 - System A (96 channel capacity - channels 1-96), per month	UCT8A	\$327.44	\$470.73	\$316.63	\$522.17	\$432.54	\$454.79	\$375.96	\$399.21	\$380.06	
	NRC - 1st	UCT8A	\$1,115.10	\$651.05	\$1,111.95	\$651.04	\$650.11	\$1,115.10	\$1,113.00	\$1,119.30	\$1,114.05	
	NRC - Add'l	UCT8A	NA	NA	NA	NA	NA	NA	NA	NA	NA	
	NRC-Disconnect, 1st	UCT8A	NA	NA	NA	NA	NA	NA	NA	NA	NA	
	NRC-Disconnect, Add'l	UCT8A	NA	NA	NA	NA	NA	NA	NA	NA	NA	
	TR008 - System B (96 channel capacity - channels 97-192), per month	UCT8B	\$67.41	\$55.96	\$65.27	\$63.59	\$61.71	\$73.30	\$65.98	\$71.91	\$68.71	
	NRC - 1st	UCT8B	\$464.57	\$271.27	\$463.37	\$271.27	\$270.88	\$464.71	\$463.74	\$466.38	\$464.21	
	NRC - Add'l	UCT8B	NA	NA	NA	NA	NA	NA	NA	NA	NA	
	NRC-Disconnect, 1st	UCT8B	NA	NA	NA	NA	NA	NA	NA	NA	NA	
	NRC-Disconnect, Add'l	UCT8B	NA	NA	NA	NA	NA	NA	NA	NA	NA	
	TR303 - System A (96 channel capacity - channels 1-96), per month	UCT3A	\$375.18	\$510.37	\$362.87	\$567.21	\$476.24	\$506.70	\$422.68	\$450.13	\$428.73	
	NRC - 1st	UCT3A	\$1,115.10	\$651.05	\$1,111.95	\$651.04	\$650.11	\$1,115.10	\$1,113.00	\$1,119.30	\$1,114.05	
	NRC - Add'l	UCT3A	NA	NA	NA	NA	NA	NA	NA	NA	NA	
	NRC-Disconnect, 1st	UCT3A	NA	NA	NA	NA	NA	NA	NA	NA	NA	

BELLSOUTH/Xspedius RATES
NETWORK ELEMENTS
AND OTHER SERVICES

	NRC-Disconnect, Add'l	UCT3A	NA	NA	NA	NA	NA	NA	NA	NA	NA	NA
	TR303 - System B (96 channel capacity - channels 97-192), per month	UCT3B	\$111.30	\$94.30	\$110.02	\$107.16	\$103.99	\$123.52	\$111.17	\$121.16	\$115.79	
	NRC - 1st	UCT3B	\$464.57	\$271.27	\$463.37	\$271.27	\$270.88	\$464.71	\$463.74	\$466.38	\$464.21	
	NRC - Add'l	UCT3B	NA	NA	NA	NA	NA	NA	NA	NA	NA	
	NRC-Disconnect, 1st	UCT3B	NA	NA	NA	NA	NA	NA	NA	NA	NA	
	NRC-Disconnect, Add'l	UCT3B	NA	NA	NA	NA	NA	NA	NA	NA	NA	
	DS1 Interface, per month	UCTCO	\$6.42	\$5.28	\$6.15	\$6.04	\$5.91	\$6.99	\$6.27	\$6.79	\$6.49	
	NRC 1st	UCTCO	\$367.70	\$126.61	\$366.72	\$126.61	\$126.43	\$367.80	\$367.04	\$369.13	\$367.41	
	NRC Add'l	UCTCO	\$132.03	\$92.17	\$130.63	\$92.17	\$92.04	\$132.07	\$131.79	\$132.54	\$131.92	
	NRC-Disconnect, 1st	UCTCO	NA	\$31.11	NA	\$33.46	\$34.02	NA	NA	NA	NA	
	NRC-Disconnect, Add'l	UCTCO	NA	\$8.71	NA	\$9.37	\$9.52	NA	NA	NA	NA	
	Channel Interface-2 Wire Voice-Loop Start or Ground Start, per month	ULCC2	\$2.55	\$2.10	\$2.44	\$2.40	\$2.35	\$2.77	\$0.89	\$2.69	\$2.58	
	NRC 1st	ULCC2	\$35.77	\$21.07	\$35.68	\$21.08	\$21.05	\$35.78	\$35.73	\$35.91	\$35.74	
	NRC Add'l	ULCC2	\$35.55	\$20.96	\$35.48	\$20.96	\$20.93	\$35.37	\$35.49	\$35.71	\$35.54	
	NRC-Disconnect, 1st	ULCC2	NA	\$9.99	NA	\$10.75	\$10.92	NA	NA	NA	NA	
	NRC-Disconnect, Add'l	ULCC2	NA	\$9.93	NA	\$10.68	\$10.86	NA	NA	NA	NA	
	Channel Interface - 2 Wire ISDN, per month	ULCC1	\$10.19	\$8.38	\$9.76	\$9.59	\$9.39	\$11.10	\$9.95	\$10.76	\$10.30	
	NRC 1st	ULCC1	\$35.77	\$21.07	\$35.68	\$21.08	\$21.05	\$35.78	\$35.71	\$35.91	\$35.74	
	NRC Add'l	ULCC1	\$35.55	\$20.96	\$35.48	\$20.96	\$20.93	\$35.37	\$35.51	\$35.71	\$35.54	
	NRC-Disconnect, 1st	ULCC1	NA	\$9.99	NA	\$10.75	\$10.92	NA	NA	NA	NA	
	NRC-Disconnect, Add'l	ULCC1	NA	\$9.93	NA	\$10.68	\$10.86	NA	NA	NA	NA	
	Channel Interface - 2 Wire Voice - Reverse Battery, per month	ULCCR	\$15.15	\$12.46	\$14.51	\$14.26	\$13.95	\$16.46	\$14.80	\$16.01	\$15.32	
	NRC 1st	ULCCR	\$35.77	\$21.07	\$35.68	\$21.08	\$21.05	\$35.78	\$35.71	\$35.91	\$35.74	
	NRC Add'l	ULCCR	\$35.55	\$20.96	\$35.48	\$20.96	\$20.93	\$35.37	\$35.51	\$35.71	\$35.54	
	NRC-Disconnect, 1st	ULCCR	NA	\$9.99	NA	\$10.75	\$10.92	NA	NA	NA	NA	
	NRC-Disconnect, Add'l	ULCCR	NA	\$9.93	NA	\$10.68	\$10.86	NA	NA	NA	NA	
	Channel Interface - 4 Wire Voice, per month	ULCC4	\$9.04	\$7.43	\$8.65	\$8.51	\$8.32	\$9.83	\$8.82	\$9.55	\$9.13	
	NRC 1st	ULCC4	\$35.77	\$21.07	\$35.68	\$21.08	\$21.05	\$35.78	\$35.71	\$35.91	\$35.74	
	NRC Add'l	ULCC4	\$35.55	\$20.96	\$35.48	\$20.96	\$20.93	\$35.37	\$35.51	\$35.71	\$35.54	
	NRC-Disconnect, 1st	ULCC4	NA	\$9.99	NA	\$10.75	\$10.92	NA	NA	NA	NA	
	NRC-Disconnect, Add'l	ULCC4	NA	\$9.93	NA	\$10.68	\$10.86	NA	NA	NA	NA	
	Test Circuit, per month	UCTTC	\$44.16	36.31	\$42.30	\$41.58	\$40.67	\$47.85	\$43.13	\$46.66	\$44.65	
	NRC 1st	UCTTC	\$35.77	\$21.07	\$35.68	\$21.08	\$21.05	\$35.78	\$35.71	\$35.91	\$35.74	
	NRC Add'l	UCTTC	\$35.55	\$20.96	\$35.48	\$20.96	\$20.93	\$35.37	\$35.51	\$35.71	\$35.54	
	NRC-Disconnect, 1st	UCTTC	\$35.55	\$9.99	NA	\$10.75	\$10.92	NA	NA	NA	NA	
	NRC-Disconnect, Add'l	UCTTC	\$35.55	\$9.93	NA	\$10.68	\$10.86	NA	NA	NA	NA	
	Channel Interface - Digital 56Kbps, per month	ULCC5	TBD	\$11.01	TBD	\$12.60	\$12.33	TBD	TBD	TBD	TBD	
	NRC 1st	ULCC5	TBD	\$21.07	TBD	\$21.08	\$21.05	TBD	TBD	TBD	TBD	
	NRC Add'l	ULCC5	TBD	\$20.96	TBD	\$20.96	\$20.93	TBD	TBD	TBD	TBD	
	NRC-Disconnect, 1st	ULCC5	TBD	\$9.99	NA	\$10.75	\$10.92	TBD	TBD	TBD	TBD	
	NRC-Disconnect, Add'l	ULCC5	TBD	\$9.93	NA	\$10.68	\$10.86	TBD	TBD	TBD	TBD	
	Channel Interface - Digital 64Kbps, per month	ULCC6	TBD	\$11.01	TBD	\$12.60	\$12.33	TBD	TBD	TBD	TBD	
	NRC 1st	ULCC6	TBD	\$21.07	TBD	\$21.08	\$21.05	TBD	TBD	TBD	TBD	
	NRC Add'l	ULCC6	TBD	\$20.96	TBD	\$20.96	\$20.93	TBD	TBD	TBD	TBD	
	NRC-Disconnect, 1st	ULCC6	TBD	\$9.99	NA	\$10.75	\$10.92	TBD	TBD	TBD	TBD	
	NRC-Disconnect, Add'l	ULCC6	TBD	\$9.93	NA	\$10.68	\$10.86	TBD	TBD	TBD	TBD	
	LINE SHARING											
	2-Wire analog VG (SL1) for Line Sharing											
	RC - per month (Note 3) **		TBD	TBD	TBD	TBD	TBD	TBD	TBD	TBD	TBD	\$12.16
	NRC - 1st (Note 3) **		TBD	TBD	TBD	TBD	TBD	TBD	TBD	TBD	TBD	\$31.99
	NRC - Add'l (Note 3) **		TBD	TBD	TBD	TBD	TBD	TBD	TBD	TBD	TBD	\$20.02
	System Splitter - 96 Line Capacity											
	RC - Per month **	ULSDA	\$100.00	\$100.00	\$100.00	\$100.00	\$100.00	\$100.00	\$100.00	\$100.00	\$100.00	\$100.00

**BELLSOUTH/Xspedius RATES
NETWORK ELEMENTS
AND OTHER SERVICES**

	NRC - 1st **	ULSDA	\$150.00	\$150.00	\$150.00	\$300.00	\$150.00	\$300.00	\$300.00	\$300.00	\$150.00	
	NRC - Addl **	ULSDA	\$0.00	\$0.00	\$0.00	\$0.00	\$0.00	\$0.00	\$0.00	\$0.00	\$0.00	
	NRC - Disconnect 1st **	ULSDA	\$150.00	\$150.00	\$150.00	NA	\$150.00	NA	NA	NA	\$150.00	
	NRC - Disconnect Add'l **	ULSDA	\$0.00	\$0.00	\$0.00	\$0.00	\$0.00	\$0.00	\$0.00	\$0.00	\$0.00	
	System Splitter - 24 Line Capacity											
	RC - Per month **	ULSDB	\$25.00	\$25.00	\$25.00	\$25.00	\$25.00	\$25.00	\$25.00	\$25.00	\$25.00	
	NRC - 1st **	ULSDB	\$150.00	\$150.00	\$150.00	\$300.00	\$150.00	\$300.00	\$300.00	\$300.00	\$150.00	
	NRC - Addl **	ULSDB	\$0.00	\$0.00	\$0.00	\$0.00	\$0.00	\$0.00	\$0.00	\$0.00	\$0.00	
	NRC - Disconnect 1st **	ULSDB	\$150.00	\$150.00	\$150.00	NA	\$150.00	NA	NA	NA	\$150.00	
	NRC - Disconnect Add'l **	ULSDB	\$0.00	\$0.00	\$0.00	\$0.00	\$0.00	\$0.00	\$0.00	\$0.00	\$0.00	
	Loop Capacity, Line Activation Per Occurrence											
	RC - Per Month **	ULSDC	\$6.00	\$6.00	\$6.00	\$6.00	\$6.00	\$6.00	\$6.00	\$6.00	\$6.00	\$3.48
	NRC - 1st **	ULSDC	\$40.00	\$40.00	\$40.00	\$40.00	\$40.00	\$40.00	\$40.00	\$40.00	\$40.00	\$40.00
	NRC - Addl **	ULSDC	\$22.00	\$22.00	\$22.00	\$22.00	\$22.00	\$22.00	\$22.00	\$22.00	\$22.00	\$21.39
	NRC - Service Order submitted Electronically, per LSR	SOMEK	\$3.50	\$2.75	\$3.50	\$3.50	\$3.50	\$3.50	\$3.50	\$3.50	\$3.50	\$3.50
	NRC - Service Order submitted Electronically, per LSR - Disconnect	SOMEK	NA	\$0.42	NA	NA	NA	NA	NA	NA	NA	TBD
	NRC - Service Order submitted Manually, per LSR	SOMAN	NA	\$21.56	NA	\$29.24	NA	NA	NA	NA	NA	\$19.99
	NRC - Service Order submitted Manually, per LSR, Disconnect	SOMAN	NA	\$3.84	NA	\$3.94	NA	NA	NA	NA	NA	TBD
	NRC - Incremental Charge - Manual Service Order - 1st	SOMAN	\$27.37	NA	\$18.94	NA	\$18.14	\$25.52	\$26.94	\$44.22	NA	NA
	NRC - Incremental Charge - Manual Service Order - Add'l	SOMAN	\$12.97	NA	\$8.42	NA	\$8.06	\$11.34	\$12.76	\$13.55	NA	NA
	NRC - Incremental Charge - Manual Service Order - Disconnect	SOMAN	\$17.77	NA	NA	NA	\$11.41	\$16.06	NA	NA	NA	NA
	Subsequent Activity - Per Occurrence											
	NRC - 1st **	ULSDS	\$30.00	\$30.00	\$30.00	\$30.00	\$30.00	\$30.00	\$30.00	\$30.00	\$30.00	\$30.00
	NRC - Addl **	ULSDS	\$15.00	\$15.00	\$15.00	\$15.00	\$15.00	\$15.00	\$15.00	\$15.00	\$15.00	\$15.00
	* Interim Rates subject to true-up											
	** TN rates are interim and subject to true-up.											
	NOTES:											
	1	In states where a specific NRC for customer transfer, feature additions and changes is not stated, the applicable NRC from the appropriate tariff applies.										
	2	Geographically Deaveraged UNE Zones and applicable rates have been established for certain services, as shown in this Agreement. Where Geographically Deaveraged UNE Zones and applicable rates are established, Statewide rates are obsolete. Further, BellSouth is in the process of enhancing its billing systems in order to accommodate this Geographically Deaveraged UNE Zone Rate Structure. Until these enhancements are accomplished, estimated to be mid 2001, the UNE Zone 1 rate will be billed for all services residing in Zones 1, 2, 3 or 4, i.e., Rates for services residing in UNE Zones 2, 3 and UNE Zone 4, where applicable, will not be billed. Once billing enhancements are complete, all applicable UNE Zone rates reflected in this Agreement will be billed. Reference Internet Website http://www.interconnection.bellsouth.com/become_clec/docs/interconnection/deavuzns.pdf to view Geographically Deaveraged UNE Zone Designations by Central Office.										
	3	The recurring interim and nonrecurring interim rates in TN for 2-Wire analog VG (SL1) for Line Sharing is for a stand-alone loop purchased by CLEC-1 to provide both analog voice service and xDSL services or in the event CLEC-1 wishes to continue providing xDSL services to an end-user who terminates its BellSouth-provided voice service. These rates apply when CLEC-1 purchases the splitter from BellSouth.										

BELLSOUTH/Xspedius RATES NETWORK ELEMENTS
AND OTHER SERVICES
PORTS

Attachment 2
Exhibit C
Rates - Page 1

DESCRIPTION	USOC	AL	FL	GA	KY	LA	MS	NC	SC	TN
LOCAL EXCHANGE SWITCHING (PORTS)										
2-Wire Analog Line Port (Res., Bus.), per month										
2-Wire Voice Grade Line Port (Residence), per month										
2-wire voice unbundled port - residence	UEPRL	\$2.07	\$1.62	\$1.85 - Note 1	\$2.61 - Note 1	\$2.20	\$2.11	\$2.19	\$2.35	\$4.73 - Note 1
2-wire voice unbundled port with caller ID - residence	UEPRC	\$2.07	\$1.62	\$1.85	\$2.61	\$2.20	\$2.11	\$2.00	\$2.35	\$4.73
2-wire voice unbundled port outgoing only - residence	UEPRO	\$2.07	\$1.62	\$1.85	\$2.61	\$2.20	\$2.11	\$2.00	\$2.35	\$4.73
2-wire voice grade unbundled Alabama extended local dialing parity port with caller ID	UEPAR	\$2.07	NA	NA	NA	NA	NA	NA	NA	NA
2-wire voice grade unbundled Kentucky extended local dialing parity port with caller ID	UEPRM	NA	NA	NA	\$2.61	NA	NA	NA	NA	NA
2-wire voice grade unbundled Louisiana extended local dialing parity port with caller ID	UEPAS	NA	NA	NA	NA	\$2.20	NA	NA	NA	NA
2-wire voice grade unbundled Mississippi extended local dialing parity port with caller ID	UEPAT	NA	NA	NA	NA	NA	\$2.11	NA	NA	NA
2-wire voice grade unbundled South Carolina extended local dialing parity port with caller ID	UEPAU	NA	NA	NA	NA	NA	NA	NA	\$2.35	NA
2-wire voice grade unbundled Tennessee extended local dialing parity port with caller ID	UEPAQ	NA	NA	NA	NA	NA	NA	NA	NA	\$4.73
2-wire voice unbundled Florida area calling with caller ID - residence	UEPAF	NA	\$1.62	NA	NA	NA	NA	NA	NA	NA
2-wire voice unbundled Louisiana Area Plus with caller ID - residence (RUL)	UEPAG	NA	NA	NA	NA	\$2.20	NA	NA	NA	NA
2-wire voice unbundled Louisiana Area Plus with caller ID - residence (AC7)	UEPAH	NA	NA	NA	NA	\$2.20	NA	NA	NA	NA
2-wire voice unbundled South Carolina Area Calling port with Caller ID - residence (LW8)	UEPAJ	NA	NA	NA	NA	NA	NA	NA	\$2.35	NA
2-wire voice unbundled Tennessee Area Calling port with Caller ID - residence (F2R)	UEPAK	NA	NA	NA	NA	NA	NA	NA	NA	\$4.73
2-wire voice unbundled Tennessee Area Calling port with Caller ID - residence (TACER)	UEPAL	NA	NA	NA	NA	NA	NA	NA	NA	\$4.73
2-wire voice unbundled Tennessee Area Calling port with Caller ID - residence (TACSR)	UEPAM	NA	NA	NA	NA	NA	NA	NA	NA	\$4.73
2-wire voice unbundled Tennessee Area Calling port with Caller ID - residence (1MF2X)	UEPAN	NA	NA	NA	NA	NA	NA	NA	NA	\$4.73
2-wire voice unbundled Tennessee Area Calling port with Caller ID - residence (2MR)	UEPAO	NA	NA	NA	NA	NA	NA	NA	NA	\$4.73
2-wire voice unbundled res. low usage line port with Caller ID (LUM)	UEPAP	\$2.07	\$1.62	\$1.85	\$2.61	\$2.20	\$2.11	\$2.00	\$2.35	\$4.73
LOCAL NUMBER PORTABILITY (REQUIRES ONE PER PORT)										
2-Wire Voice Grade Line Port(Business), per month										
2-wire voice unbundled port without Caller ID	UEPBL	\$2.07	\$1.62	\$1.85	\$2.61	\$2.20	\$2.11	\$2.00	\$2.35	\$4.73
2-wire voice unbundled port with unbundled port with Caller+E484 ID	UEPBC	\$2.07	\$1.62	\$1.85	\$2.61	\$2.20	\$2.11	\$2.00	\$2.35	\$4.73
2-wire voice unbundled outgoing only port	UEPBO	\$2.07	\$1.62	\$1.85	\$2.61	\$2.20	\$2.11	\$2.00	\$2.35	\$4.73
2-wire voice grade unbundled Alabama extended local dialing parity port with caller ID	UEPAW	\$2.07	NA	NA	NA	NA	NA	NA	NA	NA
2-wire voice grade unbundled Kentucky extended local dialing parity port with caller ID	UEPBM	NA	NA	NA	\$2.61	NA	NA	NA	NA	NA
2-wire voice grade unbundled Louisiana extended local dialing parity port with caller ID	UEPAX	NA	NA	NA	NA	\$2.20	NA	NA	NA	NA
2-wire voice grade unbundled Mississippi extended local dialing parity port with caller ID	UEPAY	NA	NA	NA	NA	NA	\$2.11	NA	NA	NA
2-wire voice grade unbundled South Carolina extended local dialing parity port with caller ID	UEPAZ	NA	NA	NA	NA	NA	NA	NA	\$2.35	NA
2-wire voice grade unbundled Tennessee extended local dialing parity port with caller ID	UEPAV	NA	NA	NA	NA	NA	NA	NA	NA	\$4.73
2-wire voice unbundled incoming only port with Caller ID	UEPB1	\$2.07	\$1.62	\$1.85	\$2.61	\$2.20	\$2.11	\$2.00	\$2.35	\$4.73

BELLSOUTH/Xspedius RATES NETWORK ELEMENTS
AND OTHER SERVICES
PORTS

Attachment 2
Exhibit C
Rates - Page 2

DESCRIPTION	USOC	AL	FL	GA	KY	LA	MS	NC	SC	TN
2-wire voice unbundled LA Bus Area Calling Port with Caller ID (BUC)	UEPAA	NA	NA	NA	NA	\$2.20	NA	NA	NA	NA
2-wire voice unbundled SC Bus Area Calling Port with Caller ID (LMB)	UEPAB	NA	NA	NA	NA	NA	NA	NA	\$2.35	NA
2-wire voice unbundled TN Bus 2-Way Area Calling Port Economy Option (TACC1)	UEPAC	NA	NA	NA	NA	NA	NA	NA	NA	\$4.73
2-wire voice unbundled TN Bus 2-Way Area Calling Port Standard Option (TACC2)	UEPAD	NA	NA	NA	NA	NA	NA	NA	NA	\$4.73
2-wire voice unbundled TN Bus 2-WAY Collierville and Memphis Local Calling Port (B2F)	UEPAE	NA	NA	NA	NA	NA	NA	NA	NA	\$4.73
LOCAL NUMBER PORTABILITY (REQUIRES ONE PER PORT)	LNPCX									
Non-Recurring Charges (NRC) - 1st (Residence)										
2-wire voice unbundled port - residence	UEPRL	\$21.93	\$4.76	\$17.16	\$37.78	\$16.43	\$22.98	\$21.60	\$24.98	\$9.93
2-wire voice unbundled port with caller ID - residence	UEPRC	\$21.93	\$4.76	\$17.16	\$37.78	\$16.43	\$22.98	\$24.04	\$24.98	\$9.93
2-wire voice unbundled port outgoing only - residence	UEPRO	\$21.93	\$4.76	\$17.16	\$37.78	\$16.43	\$22.98	\$24.04	\$24.98	\$9.93
2-wire voice grade unbundled Alabama extended local dialing parity port with caller ID	UEPAR	\$21.93	NA	NA	NA	NA	NA	NA	NA	NA
2-wire voice grade unbundled Kentucky extended local dialing parity port with caller ID	UEPRM	NA	NA	NA	\$37.78	NA	NA	NA	NA	NA
2-wire voice grade unbundled Louisiana extended local dialing parity port with caller ID	UEPAS	NA	NA	NA	NA	\$16.43	NA	NA	NA	NA
2-wire voice grade unbundled Mississippi extended local dialing parity port with caller ID	UEPAT	NA	NA	NA	NA	NA	\$22.98	NA	NA	NA
2-wire voice grade unbundled South Carolina extended local dialing parity port with caller ID	UEPAU	NA	NA	NA	NA	NA	NA	NA	\$24.98	NA
2-wire voice grade unbundled Tennessee extended local dialing parity port with caller ID	UEPAQ	NA	NA	NA	NA	NA	NA	NA	NA	\$9.93
2-wire voice unbundled Florida area calling with caller ID - residence	UEPAF	NA	\$4.76	NA	NA	NA	NA	NA	NA	NA
2-wire voice unbundled Louisiana Area Plus with caller ID - residence (RUL)	UEPAG	NA	NA	NA	NA	\$16.43	NA	NA	NA	NA
2-wire voice unbundled Louisiana Area Plus with caller ID - residence (AC7)	UEPAH	NA	NA	NA	NA	\$16.43	NA	NA	NA	NA
2-wire voice unbundled South Carolina Area Calling port with Caller ID - residence (LW8)	UEPAJ	NA	NA	NA	NA	\$16.43	NA	NA	NA	NA
2-wire voice unbundled Tennessee Area Calling port with Caller ID - residence (F2R)	UEPAK	NA	NA	NA	NA	NA	NA	NA	\$24.98	NA
2-wire voice unbundled Tennessee Area Calling port with Caller ID - residence (TACER)	UEPAL	NA	NA	NA	NA	NA	NA	NA	NA	\$9.93
2-wire voice unbundled Tennessee Area Calling port with Caller ID - residence (TACSR)	UEPAM	NA	NA	NA	NA	NA	NA	NA	NA	\$9.93
2-wire voice unbundled Tennessee Area Calling port with Caller ID - residence (1MF2X)	UEPAN	NA	NA	NA	NA	NA	NA	NA	NA	\$9.93
2-wire voice unbundled Tennessee Area Calling port with Caller ID - residence (2MR)	UEPAO	NA	NA	NA	NA	NA	NA	NA	NA	\$9.93
2-wire voice unbundled Res Low Usage Line Port with Caller+E563 ID (LUM)	UEPAP	NA	NA	NA	NA	NA	NA	NA	NA	\$9.93
NRC - Add'l (Residence)										
2-wire voice unbundled port - residence	UEPRL	\$21.93	\$4.54	\$17.16	\$37.78	\$16.43	\$22.98	\$21.60	\$24.98	\$9.19
2-wire voice unbundled port with caller ID - residence	UEPRC	\$21.93	\$4.54	\$17.16	\$37.78	\$16.43	\$22.98	\$9.08	\$24.98	\$9.19
2-wire voice unbundled port outgoing only - residence	UEPRO	\$21.93	\$4.54	\$17.16	\$37.78	\$16.43	\$22.98	\$9.08	\$24.98	\$9.19
2-wire voice grade unbundled Alabama extended local dialing parity port with caller ID	UEPAR	\$21.93	NA	NA	NA	NA	NA	NA	NA	NA
2-wire voice grade unbundled Kentucky extended local dialing parity port with caller ID	UEPRM	NA	NA	NA	\$37.78	NA	NA	NA	NA	NA
2-wire voice grade unbundled Louisiana extended local dialing parity port with caller ID	UEPAS	NA	NA	NA	NA	\$16.43	NA	NA	NA	NA

BELLSOUTH/Xspedius RATES NETWORK ELEMENTS
AND OTHER SERVICES
PORTS

Attachment 2
Exhibit C
Rates - Page 3

DESCRIPTION	USOC	AL	FL	GA	KY	LA	MS	NC	SC	TN
2-wire voice grade unbundled Mississippi extended local dialing parity port with caller ID	UEPAT	NA	NA	NA	NA	NA	\$22.98	NA	NA	NA
2-wire voice grade unbundled South Carolina extended local dialing parity port with caller ID	UEPAU	NA	NA	NA	NA	NA	NA	NA	\$24.98	NA
2-wire voice grade unbundled Tennessee extended local dialing parity port with caller ID	UEPAQ	NA	NA	NA	NA	NA	NA	NA	NA	\$9.19
2-wire voice unbundled Florida area calling with caller ID - residence	UEPAF	NA	\$4.54	NA	NA	NA	NA	NA	NA	NA
2-wire voice unbundled Louisiana Area Plus with caller ID - residence (RUL)	UEPAG	NA	NA	NA	NA	\$16.43	NA	NA	NA	NA
2-wire voice unbundled Louisiana Area Plus with caller ID - residence (AC7)	UEPAH	NA	NA	NA	NA	\$16.43	NA	NA	NA	NA
2-wire voice unbundled South Carolina Area Calling port with Caller ID - residence (LW8)	UEPAJ	NA	NA	NA	NA	NA	NA	NA	\$24.98	NA
2-wire voice unbundled Tennessee Area Calling port with Caller ID - residence (F2R)	UEPAK	NA	NA	NA	NA	NA	NA	NA	NA	\$9.19
2-wire voice unbundled Tennessee Area Calling port with Caller ID - residence (TACER)	UEPAL	NA	NA	NA	NA	NA	NA	NA	NA	\$9.19
2-wire voice unbundled Tennessee Area Calling port with Caller ID - residence (TACSR)	UEPAM	NA	NA	NA	NA	NA	NA	NA	NA	\$9.19
2-wire voice unbundled Tennessee Area Calling port with Caller ID - residence (1MF2X)	UEPAN	NA	NA	NA	NA	NA	NA	NA	NA	\$9.19
2-wire voice unbundled Tennessee Area Calling port with Caller ID - residence (2MR)	UEPAO	NA	NA	NA	NA	NA	NA	NA	NA	\$9.19
2-wire voice unbundled Res Low Usage Line Port with Caller ID (LUM)	UEPAP	\$21.93	\$4.54	\$17.16	\$37.78	\$16.43	\$22.98	\$9.08	\$24.98	\$9.19
NRC - Subsequent Activity	USASC	\$10.00	\$10.00	\$10.00	\$10.00	\$10.00	\$10.00	\$10.00	\$10.00	\$10.00
NRC - 1st (Business)										
2-wire Voice Unbundled Port without Caller ID	UEPBL	\$21.93	\$4.76	\$17.16	\$37.55	\$16.43	\$22.98	\$21.60	\$24.98	\$9.93
2-wire voice unbundled port with Caller ID	UEPBC	\$21.93	\$4.76	\$17.16	\$37.55	\$16.43	\$22.98	\$24.04	\$24.98	\$9.93
2-wire voice unbundled outgoing only port	UEPBO	\$21.93	\$4.76	\$17.16	\$37.55	\$16.43	\$22.98	\$24.04	\$24.98	\$9.93
2-wire voice grade unbundled Alabama extended local dialing parity port with caller ID	UEPAW	\$21.93	NA	NA	NA	NA	NA	NA	NA	NA
2-wire voice grade unbundled Kentucky extended local dialing parity port with caller ID	UEPBM	NA	NA	NA	\$37.78	NA	NA	NA	NA	NA
2-wire voice grade unbundled Louisiana extended local dialing parity port with caller ID	UEPAX	NA	NA	NA	NA	\$16.43	NA	NA	NA	NA
2-wire voice grade unbundled Mississippi extended local dialing parity port with caller ID	UEPAY	NA	NA	NA	NA	NA	\$22.98	NA	NA	NA
2-wire voice grade unbundled South Carolina extended local dialing parity port with caller ID	UEPAZ	NA	NA	NA	NA	NA	NA	NA	\$24.98	NA
2-wire voice grade unbundled Tennessee extended local dialing parity port with caller ID	UEPAV	NA	NA	NA	NA	NA	NA	NA	NA	\$9.93
2-wire voice unbundled Incoming only Port with Caller ID	UEPB1	\$21.93	\$4.76	\$17.16	\$37.55	\$16.43	\$22.98	\$24.04	\$24.98	\$9.93
2-wire voice unbundled LA Bus Area Calling Port with Caller ID (BUC)	UEPAA	NA	NA	NA	NA	\$16.43	NA	NA	NA	NA
2-wire voice unbundled SC Bus Area Calling Port with Caller ID+E587 (LMB)	UEPAB	NA	NA	NA	NA	NA	NA	NA	\$24.98	NA
2-wire voice unbundled TN Bus 2-way Area Calling Port Economy Option (TACC1)	UEPAC	NA	NA	NA	NA	NA	NA	NA	NA	\$9.93
2-wire voice unbundled TN Bus 2-way Area Calling Port Standard Option (TACC2)	UEPAD	NA	NA	NA	NA	NA	NA	NA	NA	\$9.93
2-wire voice unbundled TN Bus 2-way Collierville and Memphis Local Calling Port (B2F)	UEPAE	NA	NA	NA	NA	NA	NA	NA	NA	\$9.93
NRC - Add'l (Business)										
2-wire voice unbundled port without Caller ID	UEPBL	\$21.93	\$4.54	\$17.16	\$37.55	\$16.43	\$22.98	\$21.60	\$24.98	\$9.19
2-wire voice unbundled port with Caller ID	UEPBC	\$21.93	\$4.54	\$17.16	\$37.55	\$16.43	\$22.98	\$9.08	\$24.98	\$9.19

BELLSOUTH/Xspedius RATES NETWORK ELEMENTS
AND OTHER SERVICES
PORTS

Attachment 2
Exhibit C
Rates - Page 4

DESCRIPTION	USOC	AL	FL	GA	KY	LA	MS	NC	SC	TN
2-wire voice unbundled outgoing only port	UEPBO	\$21.93	\$4.54	\$17.16	\$37.55	\$16.43	\$22.98	\$9.08	\$24.98	\$9.19
2-wire voice grade unbundled Alabama extended local dialing parity port with caller ID	UEPAW	\$21.93	NA	NA	NA	NA	NA	NA	NA	NA
2-wire voice grade unbundled Kentucky extended local dialing parity port with caller ID	UEPBM	NA	NA	NA	\$37.78	NA	NA	NA	NA	NA
2-wire voice grade unbundled Louisiana extended local dialing parity port with caller ID	UEPAX	NA	NA	NA	NA	\$16.43	NA	NA	NA	NA
2-wire voice grade unbundled Mississippi extended local dialing parity port with caller ID	UEPAY	NA	NA	NA	NA	NA	\$22.98	NA	NA	NA
2-wire voice grade unbundled South Carolina extended local dialing parity port with caller ID	UEPAZ	NA	NA	NA	NA	NA	NA	NA	\$24.98	NA
2-wire voice grade unbundled Tennessee extended local dialing parity port with caller ID	UEPAV	NA	NA	NA	NA	NA	NA	NA	NA	\$9.19
2-wire voice unbundled incoming only port with Caller ID	UEPB1	\$21.93	\$4.54	\$17.16	\$37.55	\$16.43	\$22.98	\$9.08	\$24.98	\$9.19
2-wire voice unbundled LA Bus Area Calling Port with Caller ID (BUC)	UEPAA	NA	NA	NA	NA	\$16.43	NA	NA	NA	NA
2-wire voice unbundled SC Bus Area Calling Port with Caller ID (LMB)	UEPAB	NA	NA	NA	NA	NA	NA	NA	\$24.98	NA
2-wire voice unbundled TN Bus 2-way Area Calling Port Economy Option (TACC1)	UEPAC	NA	NA	NA	NA	NA	NA	NA	NA	\$9.19
2-wire voice unbundled TN Bus 2-way Area Calling Port Standard Option (TACC2)	UEPAD	NA	NA	NA	NA	NA	NA	NA	NA	\$9.19
2-wire voice unbundled TN Bus 2-way Collierville and Memphis Local Calling Port (B2F)	UEPAE	NA	NA	NA	NA	NA	NA	NA	NA	\$9.19
NRC - Subsequent Activity	USASC	\$10.00	\$10.00	\$10.00	\$10.00	\$10.00	\$10.00	\$10.00	\$10.00	\$10.00
NRC - Disconnect Charge - 1st										
2-wire voice unbundled port - residence	UEPRL	\$6.21	\$2.76	NA	NA	\$4.38	\$6.56	NA	NA	\$3.66
2-wire voice unbundled port with caller ID - residence	UEPRC	\$6.21	\$2.76	NA	NA	\$4.38	\$6.56	NA	NA	\$3.66
2-wire voice unbundled port outgoing only - residence	UEPRO	\$6.21	\$2.76	NA	NA	\$4.38	\$6.56	NA	NA	\$3.66
2-wire voice grade unbundled Alabama extended local dialing parity port with caller ID	UEPAR	\$6.21	NA	NA	NA	NA	NA	NA	NA	NA
2-wire voice grade unbundled Kentucky extended local dialing parity port with caller ID	UEPRM	NA	NA	NA	NA	NA	NA	NA	NA	NA
2-wire voice grade unbundled Louisiana extended local dialing parity port with caller ID	UEPAS	NA	NA	NA	NA	\$4.38	NA	NA	NA	NA
2-wire voice grade unbundled Mississippi extended local dialing parity port with caller ID	UEPAT	NA	NA	NA	NA	NA	\$6.56	NA	NA	NA
2-wire voice grade unbundled South Carolina extended local dialing parity port with caller ID	UEPAU	NA	NA	NA	NA	NA	NA	NA	NA	NA
2-wire voice grade unbundled Tennessee extended local dialing parity port with caller ID	UEPAQ	NA	NA	NA	NA	NA	NA	NA	NA	\$3.66
2-wire voice unbundled Florida area calling with caller ID - residence	UEPAF	NA	\$2.76	NA	NA	NA	NA	NA	NA	NA
2-wire voice unbundled Louisiana Area Plus with caller ID - residence (RUL)	UEPAG	NA	NA	NA	NA	\$4.38	NA	NA	NA	NA
2-wire voice unbundled Louisiana Area Plus with caller ID - residence (AC7)	UEPAH	NA	NA	NA	NA	\$4.38	NA	NA	NA	NA
2-wire voice unbundled South Carolina Area Calling port with Caller ID - residence (LW8)	UEPAJ	NA	NA	NA	NA	NA	NA	NA	NA	NA
2-wire voice unbundled Tennessee Area Calling port with Caller ID - residence (F2R)	UEPAK	NA	NA	NA	NA	NA	NA	NA	NA	\$3.66
2-wire voice unbundled Tennessee Area Calling port with Caller ID - residence (TACER)	UEPAL	NA	NA	NA	NA	NA	NA	NA	NA	\$3.66
2-wire voice unbundled Tennessee Area Calling port with Caller ID - residence (TACSR)	UEPAM	NA	NA	NA	NA	NA	NA	NA	NA	\$3.66
2-wire voice unbundled Tennessee Area Calling port with Caller ID - residence (1MF2X)	UEPAN	NA	NA	NA	NA	NA	NA	NA	NA	\$3.66

BELLSOUTH/Xspedius RATES NETWORK ELEMENTS
AND OTHER SERVICES
PORTS

Attachment 2
Exhibit C
Rates - Page 5

DESCRIPTION	USOC	AL	FL	GA	KY	LA	MS	NC	SC	TN
2-wire voice unbundled Tennessee Area Calling port with Caller ID - residence (2MR)	UEPAO	NA	NA	NA	NA	NA	NA	NA	NA	\$3.66
2-wire voice unbundled Res Low Usage Line Port with Caller ID (LUM)	UEPAP	\$6.21	\$2.76	NA	NA	\$4.38	\$6.56	NA	NA	\$3.66
2-wire voice unbundled port without Caller ID	UEPBL	\$6.21	\$2.76	NA	NA	\$4.38	\$6.56	NA	NA	\$3.66
2-wire voice unbundled port with Caller ID	UEPBC	\$6.21	\$2.76	NA	NA	\$4.38	\$6.56	NA	NA	\$3.66
2-wire voice unbundled outgoing only Port	UEPBO	\$6.21	\$2.76	NA	NA	\$4.38	\$6.56	NA	NA	\$3.66
2-wire voice grade unbundled Alabama extended local dialing parity port with caller ID	UEPAW	\$6.21	NA	NA	NA	NA	NA	NA	NA	NA
2-wire voice grade unbundled Kentucky extended local dialing parity port with caller ID	UEPBM	NA	NA	NA	NA	NA	NA	NA	NA	NA
2-wire voice grade unbundled Louisiana extended local dialing parity port with caller ID	UEPAX	NA	NA	NA	NA	\$4.38	NA	NA	NA	NA
2-wire voice grade unbundled Mississippi extended local dialing parity port with caller ID	UEPAY	NA	NA	NA	NA	NA	\$6.56	NA	NA	NA
2-wire voice grade unbundled South Carolina extended local dialing parity port with caller ID	UEPAZ	NA	NA	NA	NA	NA	NA	NA	NA	NA
2-wire voice grade unbundled Tennessee extended local dialing parity port with caller ID	UEPAV	NA	NA	NA	NA	NA	NA	NA	NA	\$3.66
2-wire voice unbundled Incoming only Port with Caller ID	UEPB1	\$6.21	\$2.76	NA	NA	\$4.38	\$6.56	NA	NA	\$3.66
2-wire voice unbundled LA Bus Area Calling Port with Caller ID (BUC)	UEPAA	NA	NA	NA	NA	\$4.38	NA	NA	NA	NA
2-wire voice unbundles SC Bus Area Calling Port with Caller ID (LMB)	UEPAB	NA	NA	NA	NA	NA	NA	NA	NA	NA
2-wire voice unbundled TN Bus 2-way Area Calling Port Economy Option (TACC1)	UEPAC	NA	NA	NA	NA	NA	NA	NA	NA	\$3.66
2-wire voice unbundled TN Bus 2-way Area Calling Port Standard Option (TACC2)	UEPAD	NA	NA	NA	NA	NA	NA	NA	NA	\$3.66
2-wire voice unbundled TN Bus 2-Way Collierville and Memphis Local Calling Port (B2F)	UEPAE	NA	NA	NA	NA	NA	NA	NA	NA	\$3.66
NRC - Disconnect Charge - Add'l										
2-wire voice unbundled port - residence	UEPRL	\$6.21	\$2.59	NA	NA	\$4.38	\$6.56	NA	NA	\$2.92
2-wire voice unbundled port with caller ID - residence	UEPRC	\$6.21	\$2.59	NA	NA	\$4.38	\$6.56	NA	NA	\$2.92
2-wire voice unbundled port outgoing only - residence	UEPRO	\$6.21	\$2.59	NA	NA	\$4.38	\$6.56	NA	NA	\$2.92
2-wire voice grade unbundled Alabama extended local dialing parity port with caller ID	UEPAR	\$6.21	NA	NA	NA	NA	NA	NA	NA	NA
2-wire voice grade unbundled Kentucky extended local dialing parity port with caller ID	UEPRM	NA	NA	NA	NA	NA	NA	NA	NA	NA
2-wire voice grade unbundled Louisiana extended local dialing parity port with caller ID	UEPAS	NA	NA	NA	NA	\$4.38	NA	NA	NA	NA
2-wire voice grade unbundled Mississippi extended local dialing parity port with caller ID	UEPAT	NA	NA	NA	NA	NA	\$6.56	NA	NA	NA
2-wire voice grade unbundled South Carolina extended local dialing parity port with caller ID	UEPAU	NA	NA	NA	NA	NA	NA	NA	NA	NA
2-wire voice grade unbundled Tennessee extended local dialing parity port with caller ID	UEPAQ	NA	NA	NA	NA	NA	NA	NA	NA	\$2.92
2-wire voice unbundled Florida area calling with caller ID - residence	UEPAF	NA	\$2.59	NA	NA	NA	NA	NA	NA	NA
2-wire voice unbundled Louisiana Area Plus with caller ID - residence (RUL)	UEPAG	NA	NA	NA	NA	\$4.38	NA	NA	NA	NA
2-wire voice unbundled Louisiana Area Plus with caller ID - residence (AC7)	UEPAH	NA	NA	NA	NA	\$4.38	NA	NA	NA	NA
2-wire voice unbundled South Carolina Area Calling port with Caller ID - residence (LW8)	UEPAJ	NA	NA	NA	NA	NA	NA	NA	NA	NA
2-wire voice unbundled Tennessee Area Calling port with Caller ID - residence (F2R)	UEPAK	NA	NA	NA	NA	NA	NA	NA	NA	\$2.92
2-wire voice unbundled Tennessee Area Calling port with Caller ID - residence (TACER)	UEPAL	NA	NA	NA	NA	NA	NA	NA	NA	\$2.92

BELLSOUTH/Xspedius RATES NETWORK ELEMENTS
AND OTHER SERVICES
PORTS

Attachment 2
Exhibit C
Rates - Page 6

DESCRIPTION	USOC	AL	FL	GA	KY	LA	MS	NC	SC	TN
2-wire voice unbundled Tennessee Area Calling port with Caller ID - residence (TACSR)	UEPAM	NA	NA	NA	NA	NA	NA	NA	NA	\$2.92
2-wire voice unbundled Tennessee Area Calling port with Caller ID - residence (1MF2X)	UEPAN	NA	NA	NA	NA	NA	NA	NA	NA	\$2.92
2-wire voice unbundled Tennessee Area Calling port with Caller ID - residence (2MR)	UEPAO	NA	NA	NA	NA	\$4.38	\$6.56	NA	NA	\$2.92
2-wire voice unbundled Res Low Usage Line Port with Caller ID (LUM)	UEPAP	\$6.21	\$2.59	NA	NA	\$4.38	\$6.56	NA	NA	\$2.92
2-wire voice unbundled port without Caller ID	UEPBL	\$6.21	\$2.59	NA	NA	\$4.38	\$6.56	NA	NA	\$2.92
2-wire voice unbundled port with Caller ID	UEPBC	\$6.21	\$2.59	NA	NA	\$4.38	\$6.56	NA	NA	\$2.92
2-wire voice unbundled outgoing only port	UEPBO	\$6.21	\$2.59	NA	NA	\$4.38	\$6.56	NA	NA	\$2.92
2-wire voice grade unbundled Alabama extended local dialing parity port with caller ID	UEPAW	\$6.21	NA	NA	NA	NA	NA	NA	NA	NA
2-wire voice grade unbundled Kentucky extended local dialing parity port with caller ID	UEPBM	NA	NA	NA	NA	NA	NA	NA	NA	NA
2-wire voice grade unbundled Louisiana extended local dialing parity port with caller ID	UEPAX	NA	NA	NA	NA	\$4.38	NA	NA	NA	NA
2-wire voice grade unbundled Mississippi extended local dialing parity port with caller ID	UEPAY	NA	NA	NA	NA	NA	\$6.56	NA	NA	NA
2-wire voice grade unbundled South Carolina extended local dialing parity port with caller ID	UEPAZ	NA	NA	NA	NA	NA	NA	NA	NA	NA
2-wire voice grade unbundled Tennessee extended local dialing parity port with caller ID	UEPAV	NA	NA	NA	NA	NA	NA	NA	NA	\$2.92
2-wire voice unbundled incoming only port with Caller ID	UEPB1	\$6.21	\$2.59	NA	NA	\$4.38	\$6.56	NA	NA	\$2.92
2-wire voice unbundled LA Bus Area Calling Port with Caller ID (BUC)	UEPAA	NA	NA	NA	NA	\$4.38	NA	NA	NA	NA
2-wire voice unbundled SC Bus Area Calling Port with Caller ID (LMB)	UEPAB	NA	NA	NA	NA	NA	NA	NA	NA	NA
2-wire voice unbundled TN Bus 2-way Area Calling Port Economy Option (TACC1)	UEPAC	NA	NA	NA	NA	NA	NA	NA	NA	\$2.92
2-wire voice unbundled TN Bus 2-way Area Calling Port Standard Option (TACC2)	UEPAD	NA	NA	NA	NA	NA	NA	NA	NA	\$2.92
2-wire voice unbundled TN Bus 2-way Collierville and Memphis Local Calling Port (B2F)	UEPAE	NA	NA	NA	NA	NA	NA	NA	NA	\$2.92
NRC - OSS										
NRC - OSS LSR Charge, Electronic, per LSR received from the CLEC by one of the OSS interactive interfaces	SOMEK	\$3.50	\$3.50	\$3.50	\$3.50	\$3.50	\$3.50	\$3.50	\$3.50	\$3.50
NRC - Incremental Charge - Manual Service Order - 1st	SOMAN	\$27.37	NA	\$18.94	NA	\$18.14	\$25.52	\$26.94	\$44.42	\$20.35
NRC - Incremental Charge - Manual Service Order - Add'l	SOMAN	\$12.97	NA	\$8.42	NA	\$8.06	\$11.34	\$12.76	\$14.63	\$10.54
NRC - Incremental Charge - Manual Service Order - Disconnect - 1st	SOMAN	\$17.77	NA	NA	NA	\$10.39	\$16.06	NA	NA	\$13.32
NRC - Incremental Charge - Manual Service Order - Disconnect - Add'l	SOMAN	\$1.44	NA	NA	NA	NA	NA	NA	NA	\$1.40
All available features, per month	UEPVF	\$5.55	\$3.40	NA	NA	\$8.28	\$6.75	NA	\$6.29	NA
NRC - 1st (all types)		\$24.72	NA	NA	NA	NA	\$21.42	NA	\$36.24	NA
NRC - Add'l (all types)		\$24.72	NA	NA	NA	NA	\$21.42	NA	\$36.24	NA
NRC - Disconnect Charge - 1st		\$18.41	NA	NA	NA	NA	\$19.68	NA	NA	NA
NRC - Disconnect Charge - Add'l		\$18.41	NA	NA	NA	NA	\$19.68	NA	NA	NA
NRC - Incremental Charge - Manual Service Order - 1st	SOMAN	\$27.37	NA	NA	NA	NA	\$25.52	NA	\$44.42	NA
NRC - Incremental Charge - Manual Service Order - Add'l	SOMAN	\$12.97	NA	NA	NA	NA	\$11.34	NA	\$14.63	NA
NRC - Incremental Charge - Manual Service Order - Disconnect - 1st	SOMAN	\$17.77	NA	NA	NA	NA	\$16.06	NA	NA	NA
NRC - Incremental Charge - Manual Service Order - Disconnect - Add'l	SOMAN	\$1.44	NA	NA	NA	NA	NA	NA	NA	NA
Three available feature, per month	UEPVF	NA	NA	NA	NA	\$8.28	\$3.31	NA	\$3.03	NA
NRC - 1st (all types)		NA	NA	NA	NA	NA	\$3.06	NA	\$4.53	NA
NRC - Add'l (all types)		NA	NA	NA	NA	NA	\$3.06	NA	\$4.53	NA

BELLSOUTH/Xspedius RATES NETWORK ELEMENTS
AND OTHER SERVICES
PORTS

Attachment 2
Exhibit C
Rates - Page 7

DESCRIPTION	USOC	AL	FL	GA	KY	LA	MS	NC	SC	TN
NRC - Disconnect Charge - 1st		NA	NA	NA	NA	NA	\$8.20	NA	NA	NA
NRC - Disconnect Charge - Add'l		NA	NA	NA	NA	NA	\$8.20	NA	NA	NA
NRC - Incremental Charge - Manual Service Order - 1st	SOMAN	NA	NA	NA	NA	NA	\$25.52	NA	\$44.42	NA
NRC - Incremental Charge - Manual Service Order - Add'l	SOMAN	NA	NA	NA	NA	NA	\$11.34	NA	\$14.63	NA
NRC - Incremental Charge - Manual Service Order - Disconnect - 1st	SOMAN	NA	NA	NA	NA	NA	\$16.06	NA	NA	NA
NRC - Incremental Charge - Manual Service Order - Disconnect - Add'l	SOMAN	NA	NA	NA	NA	NA	NA	NA	NA	NA
4-Wire Analog VG Port, per month										
NRC - 1st	UEP4A	NA	\$8.74	\$8.47	NA	\$10.13	\$9.60	\$8.69	\$2.28	\$11.11
NRC - Add'l	UEP4A	NA	\$4.76	\$17.16	NA	\$16.43	\$22.98	\$21.69	\$3.50	\$9.93
NRC - Disconnect Charge - 1st	BFR	NA	\$4.54	\$17.16	NA	\$16.43	\$22.98	\$21.69	\$3.50	\$9.19
NRC - Disconnect Charge - Add'l	BFR	NA	\$2.82	NA	NA	\$3.77	\$6.56	NA	NA	\$3.66
NRC - Incremental Charge - Manual Service Order - 1st	SOMAN	NA	\$2.64	NA	NA	\$3.77	\$6.56	NA	NA	\$2.92
NRC - Incremental Charge - Manual Service Order - Add'l	SOMAN	NA	\$21.56	\$18.94	NA	\$18.14	\$25.52	\$26.85	NA	\$20.35
NRC - Incremental Charge - Manual Service Order - Disconnect - 1st	SOMAN	NA	\$21.56	\$8.42	NA	\$8.06	\$11.34	\$12.67	NA	\$10.54
NRC - Incremental Charge - Manual Service Order - Disconnect - Add'l	SOMAN	NA	\$3.84	NA	NA	\$8.94	\$16.06	NA	NA	\$13.32
NRC - Incremental Charge - Manual Service Order - Disconnect - Add'l	SOMAN	NA	\$3.84	NA	NA	\$8.94	\$16.06	NA	NA	\$1.40
2-Wire DID Port, per month										
NRC - 1st	UEPP2	\$12.08	\$9.38	\$11.35	NA	\$13.12	\$14.63	\$12.36	\$12.08	\$8.97
NRC - Add'l	UEPP2	\$50.00	\$248.44	\$61.91	NA	\$59.28	\$83.09	\$81.84	\$50.00	\$47.75
NRC - Disconnect Charge - 1st	UEPP2	\$18.00	\$37.49	\$61.91	NA	\$59.28	\$83.09	\$81.84	\$50.00	\$47.01
NRC - Disconnect Charge - Add'l	UEPP2	NA	\$113.28	NA	NA	\$9.20	\$13.48	NA	NA	\$9.21
NRC - Incremental Charge - Manual Service Order - 1st	SOMAN	NA	\$7.12	NA	NA	\$9.20	\$13.48	NA	NA	\$8.47
NRC - Incremental Charge - Manual Service Order - Add'l	SOMAN	NA	\$21.56	\$18.94	NA	\$18.14	\$25.52	\$26.94	NA	\$20.35
NRC - Incremental Charge - Manual Service Order - Disconnect - 1st	SOMAN	NA	\$21.56	\$8.42	NA	\$8.06	\$11.34	\$12.76	NA	\$10.54
NRC - Incremental Charge - Manual Service Order - Disconnect - Add'l	SOMAN	NA	\$3.84	NA	NA	\$10.39	\$16.07	NA	NA	\$13.32
NRC - Incremental Charge - Manual Service Order - Disconnect - Add'l	SOMAN	NA	\$3.84	NA	NA	\$10.39	\$16.07	NA	NA	\$1.40
4-Wire DS1 Port w/DID capability, per month										
NRC - 1st	UEPDD	\$130.23	\$63.31	\$120.80	NA	\$149.27	\$146.46	\$123.65	\$130.23	\$120.00
NRC - Add'l	UEPDD	\$50.00	\$413.93	\$89.44	NA	\$85.63	\$117.81	\$116.59	\$60.00	To be negotiated
NRC - Disconnect Charge - 1st	UEPDD	\$18.00	\$191.44	\$52.46	NA	\$50.23	\$71.18	\$69.92	\$60.00	To be negotiated
NRC - Disconnect Charge - Add'l	UEPDD	NA	\$137.29	NA	NA	\$8.82	\$12.94	NA	NA	NA
NRC - Incremental Charge - Manual Service Order - 1st	SOMAN	NA	\$4.65	NA	NA	\$8.82	\$12.94	NA	NA	NA
NRC - Incremental Charge - Manual Service Order - Add'l	SOMAN	NA	\$21.56	\$18.94	NA	\$18.14	\$25.52	\$26.94	NA	NA
NRC - Incremental Charge - Manual Service Order - Disconnect - 1st	SOMAN	NA	\$21.56	\$8.42	NA	\$8.06	\$11.34	\$12.76	NA	NA
NRC - Incremental Charge - Manual Service Order - Disconnect - Add'l	SOMAN	NA	\$3.84	NA	NA	\$10.39	\$16.06	NA	NA	NA
NRC - Incremental Charge - Manual Service Order - Disconnect - Add'l	SOMAN	NA	\$3.84	NA	NA	\$10.39	\$16.06	NA	NA	NA
2-Wire ISDN Port(2) (3), per month										
NRC - 1st	U1PMA	\$16.42	\$10.20	\$13.47	\$12.33	\$23.33	\$51.91	\$24.50	\$33.74	NA
NRC - Add'l	U1PMA	\$63.24	\$155.34	\$47.37	\$90.48	\$45.35	\$63.59	\$62.29	\$65.79	NA
NRC - Disconnect Charge - 1st	U1PMA	\$63.24	\$106.00	\$47.37	\$84.53	\$45.35	\$63.59	\$62.29	\$65.79	NA
NRC - Disconnect Charge - Add'l	U1PMA	\$5.69	\$93.37	NA	NA	\$4.31	\$7.04	NA	NA	NA
NRC - Incremental Charge - Manual Service Order - 1st	SOMAN	\$5.69	\$20.98	NA	NA	\$4.31	\$7.04	NA	NA	NA
NRC - Incremental Charge - Manual Service Order - Add'l	SOMAN	\$56.19	\$21.56	\$39.98	NA	\$38.29	\$53.87	\$55.30	\$67.52	NA
NRC - Incremental Charge - Manual Service Order - Disconnect - 1st	SOMAN	\$56.19	\$21.56	\$39.98	NA	\$38.29	\$53.87	\$55.30	\$67.52	NA
NRC - Incremental Charge - Manual Service Order - Disconnect - Add'l	SOMAN	\$12.97	\$3.84	NA	NA	\$6.65	\$11.34	NA	NA	NA
NRC - Incremental Charge - Manual Service Order - Disconnect - Add'l	SOMAN	\$12.97	\$3.84	NA	NA	\$6.65	\$11.34	NA	NA	NA
NRC - User Profile per B Channel (4)	U1UMA	NA	NA	NA	\$5.61	NA	NA	NA	NA	NA
2-Wire ISDN Port(2) (3) including all available features, per month										
NRC - 1st	U1PMA	NA	NA	NA	NA	NA	NA	NA	\$38.68	\$18.40
NRC - Add'l	U1PMA	NA	NA	NA	NA	NA	NA	NA	\$106.40	\$30.23
NRC - Disconnect Charge - 1st	U1PMA	NA	NA	NA	NA	NA	NA	NA	\$106.40	\$29.49
NRC - Disconnect Charge - 1st	U1PMA	NA	NA	NA	NA	NA	NA	NA	NA	\$4.10

BELLSOUTH/Xspedius RATES NETWORK ELEMENTS
AND OTHER SERVICES
PORTS

Attachment 2
Exhibit C
Rates - Page 8

DESCRIPTION	USOC	AL	FL	GA	KY	LA	MS	NC	SC	TN	
NRC - Disconnect Charge - Add'l	U1PMA	NA	NA	NA	NA	NA	NA	NA	NA	\$4.10	
NRC - Incremental Charge - Manual Service Order - 1st	SOMAN	NA	NA	NA	NA	NA	NA	NA	\$67.52	\$41.43	
NRC - Incremental Charge - Manual Service Order - Add'l	SOMAN	NA	NA	NA	NA	NA	NA	NA	\$67.52	\$42.17	
NRC - Incremental Charge - Manual Service Order - Disconnect - 1st	SOMAN	NA	NA	NA	NA	NA	NA	NA	NA	\$9.80	
NRC - Incremental Charge - Manual Service Order - Disconnect - Add'l	SOMAN	NA	NA	NA	NA	NA	NA	NA	NA	\$9.80	
2-Wire ISDN Port(2) (3) including three available features, per month	U1PMA	NA	NA	NA	NA	NA	NA	NA	NA	\$36.01	NA
NRC - 1st	U1PMA	NA	NA	NA	NA	NA	NA	NA	NA	\$70.32	NA
NRC - Add'l	U1PMA	NA	NA	NA	NA	NA	NA	NA	NA	\$70.32	NA
NRC - Incremental Charge - Manual Service Order - 1st	SOMAN	NA	NA	NA	NA	NA	NA	NA	NA	\$67.52	NA
NRC - Incremental Charge - Manual Service Order - Add'l	SOMAN	NA	NA	NA	NA	NA	NA	NA	NA	\$67.52	NA
4-Wire ISDN DS1 Port, per month	UEPEX	\$186.02	\$95.39	\$163.16	NA	\$194.72	\$213.21	\$179.75	\$214.79	\$308.00	
NRC - 1st	UEPEX	\$244.85	\$417.51	\$186.80	NA	\$181.89	\$244.12	\$241.63	\$278.37	\$148.66	
NRC - Add'l	UEPEX	\$244.85	\$203.18	\$186.80	NA	\$181.89	\$244.12	\$241.63	\$278.37	\$147.18	
NRC - Disconnect Charge - 1st	UEPEX	\$51.19	\$149.75	NA	NA	\$27.11	\$53.32	NA	NA	\$38.46	
NRC - Disconnect Charge - Add'l	UEPEX	\$51.19	\$37.93	NA	NA	\$27.11	\$53.32	NA	NA	\$36.98	
NRC - Incremental Charge - Manual Service Order - 1st	SOMAN	\$54.75	\$21.56	\$37.88	NA	\$33.18	\$51.03	\$53.89	\$65.48	\$40.69	
NRC - Incremental Charge - Manual Service Order - Add'l	SOMAN	\$54.75	\$21.56	\$37.88	NA	\$33.18	\$51.03	\$53.89	\$65.48	\$42.17	
NRC - Incremental Charge - Manual Service Order - Disconnect - 1st	SOMAN	\$11.53	\$3.84	NA	NA	\$7.73	\$8.51	NA	NA	\$9.07	
NRC - Incremental Charge - Manual Service Order - Disconnect - Add'l	SOMAN	\$11.53	\$3.84	NA	NA	\$7.73	\$8.51	NA	NA	\$10.54	
4-Wire ISDN DS1 Port including all available features, per month	UEPEX	NA	NA	NA	\$275.48	NA	NA	NA	\$251.00	NA	
NRC - 1st	UEPEX	NA	NA	NA	\$181.27	NA	NA	NA	\$311.73	NA	
NRC - Add'l	UEPEX	NA	NA	NA	\$116.42	NA	NA	NA	\$311.73	NA	
NRC - Incremental Charge - Manual Service Order - 1st	SOMAN	NA	NA	NA	NA	NA	NA	NA	\$65.48	NA	
NRC - Incremental Charge - Manual Service Order - Add'l	SOMAN	NA	NA	NA	NA	NA	NA	NA	\$65.48	NA	
2-Wire Analog Line Port (PBX), per month											
2 WIRE VOICE UNBUNDLED COMBINATION 2-WAY PBX TRUNK - Residence	UEPRD	\$2.07	\$1.62	\$1.85	\$2.61	\$2.20	\$2.11	\$2.18	\$2.35	\$4.63	
LINE SIDE UNBUNDLED COMBINATION 2-WAY PBX TRUNK - BUSINESS	UEPPC	\$2.07	\$1.62	\$1.85	\$2.61	\$2.20	\$2.11	\$2.00	\$2.35	\$4.63	
LINE SIDE UNBUNDLED OUTWARD PBX TRUNK - BUSINESS	UEPPO	\$2.07	\$1.62	\$1.85	\$2.61	\$2.20	\$2.11	\$2.00	\$2.35	\$4.63	
LINE SIDE UNBUNDLED INCOMING PBX TRUNK - BUSINESS	UEPP1	\$2.07	\$1.62	\$1.85	\$2.61	\$2.20	\$2.11	\$2.00	\$2.35	\$4.63	
LONG DISTANCE TERMINAL PBX TRUNK-BUSINESS	UEPLD	\$2.07	\$1.62	\$1.85	\$2.61	\$2.20	\$2.11	\$2.00	\$2.35	\$4.63	
TN 2-WAY CALLING PLAN PBX TRUNK - BUSINESS	UEPT2	\$2.07	\$1.62	\$1.85	\$2.61	\$2.20	\$2.11	\$2.00	\$2.35	\$4.63	
TN OUTWARD CALLING PLAN PBX TRUNK - BUSINESS	UEPTO	\$2.07	\$1.62	\$1.85	\$2.61	\$2.20	\$2.11	\$2.00	\$2.35	\$4.63	
2-WIRE VOICE UNBUNDLED 2-WAY COMBINATION PBX ALABAMA CALLING PORT	UEPA2	\$2.07	NA	NA	NA	NA	NA	NA	NA	NA	
2-WIRE VOICE UNBUNDLED 2-WAY COMBINATION PBX LOUISIANA CALLING PORT	UEPL2	NA	NA	NA	NA	\$2.20	NA	NA	NA	NA	
2-WIRE VOICE UNBUNDLED PBX LD TERMINAL PORTS	UEPLD	\$2.07	\$1.62	\$1.85	\$2.61	\$2.20	\$2.11	\$2.00	\$2.35	\$4.63	
2-WIRE VOICE UNBUNDLED 2-WAY COMBINATION PBX TENNESSEE CALLING PORT	UEPT2	NA	NA	NA	NA	NA	NA	NA	NA	\$4.63	
2-WIRE VOICE UNBUNDLED 1-WAY OUTGOING PBX TENNESSEE CALLING PORT	UEPTO	NA	NA	NA	NA	NA	NA	NA	NA	\$4.63	
2-WIRE VOICE UNBUNDLED 2-WAY COMBINATION PBX USAGE PORT	UEPXA	\$2.07	\$1.62	\$1.85	\$2.61	\$2.20	\$2.11	\$2.00	\$2.35	\$4.63	
2-WIRE VOICE UNBUNDLED PBX TOLL TERMINAL HOTEL PORTS	UEPXB	\$2.07	\$1.62	\$1.85	\$2.61	\$2.20	\$2.11	\$2.00	\$2.35	\$4.63	
2-WIRE VOICE UNBUNDLED PBX LD DDD TERMINALS PORT	UEPXC	\$2.07	\$1.62	\$1.85	\$2.61	\$2.20	\$2.11	\$2.00	\$2.35	\$4.63	
2-WIRE VOICE UNBUNDLED PBX LD TERMINAL SWITCHBOARD PORT	UEPXD	\$2.07	\$1.62	\$1.85	\$2.61	\$2.20	\$2.11	\$2.00	\$2.35	\$4.63	
2-WIRE VOICE UNBUNDLED PBX LD TERMINAL SWITCHBOARD IDD CAPABLE PORT	UEPXE	\$2.07	\$1.62	\$1.85	\$2.61	\$2.20	\$2.11	\$2.00	\$2.35	\$4.63	
2-WIRE VOICE UNBUNDLED 2-WAY PBX KENTUCKY ROOM AREA CALLING PORT WITHOUT LUD	UEPXF	NA	NA	NA	\$2.61	NA	NA	NA	NA	NA	
2-WIRE VOICE UNBUNDLED PBX KENTUCKY LUD AREA CALLING PORT	UEPXG	NA	NA	NA	\$2.61	NA	NA	NA	NA	NA	

BELLSOUTH/Xspedius RATES NETWORK ELEMENTS
AND OTHER SERVICES
PORTS

Attachment 2
Exhibit C
Rates - Page 9

DESCRIPTION	USOC	AL	FL	GA	KY	LA	MS	NC	SC	TN
2-WIRE VOICE UNBUNDLED PBX KENTUCKY PREMIUM CALLING PORT	UEPXH	NA	NA	NA	\$2.61	NA	NA	NA	NA	NA
2-WIRE VOICE UNBUNDLED 2-WAY KENTUCKY AREA CALLING PORT WITHOUT LUD	UEPXJ	NA	NA	NA	\$2.61	NA	NA	NA	NA	NA
2-WIRE VOICE UNBUNDLED 2-WAY PBX LOUISIANA LOCAL OPTIONAL CALLING PORT	UEPXK	NA	NA	NA	NA	\$2.20	NA	NA	NA	NA
2-WIRE VOICE UNBUNDLED 2-WAY PBX HOTEL/HOSPITAL ECONOMY ADMINISTRATIVE CALLING PORT	UEPXL	\$2.07	\$1.62	\$1.85	\$2.61	\$2.20	\$2.11	\$2.00	\$2.35	\$4.63
2-WIRE VOICE UNBUNDLED 2-WAY PBX HOTEL/HOSPITAL ECONOMY ROOM CALLING PORT	UEPXM	\$2.07	\$1.62	\$1.85	\$2.61	\$2.20	\$2.11	\$2.00	\$2.35	\$4.63
2-WIRE VOICE UNBUNDLED 1-WAY OUTGOING PBX HOTEL/HOSPITAL ECONOMY ADMINISTRATIVE CALLING PORT TENNESSEE CALLING PORT	UEPXN	NA	NA	NA	NA	NA	NA	NA	NA	\$4.63
2-WIRE VOICE UNBUNDLED 1-WAY OUTGOING PBX HOTEL/HOSPITAL DIACOUNT ROOM CALLING PORT	UEPXO	\$2.07	\$1.62	\$1.85	\$2.61	\$2.20	\$2.11	\$2.00	\$2.35	\$4.63
2-WIRE VOICE UNBUNDLED 1-WAY OUTGOING PBX LOUISIANA LOCAL DISCOUNT CALLING PORT	UEPXP	NA	NA	NA	NA	\$2.20	NA	NA	NA	NA
2-WIRE VOICE UNBUNDLED 2-WAY PBX MISSISSIPPI LOCAL ECONOMY CALLING PORT	UEPXQ	NA	NA	NA	NA	NA	\$2.11	NA	NA	NA
2-WIRE VOICE UNBUNDLED 2-WAY PBX MISSISSIPPI LOCAL OPTIONAL CALLING PORT	UEPXR	NA	NA	NA	NA	NA	\$2.11	NA	NA	NA
2-WIRE VOICE UNBUNDLED 1-WAY OUTGOING PBX MEASURED PORT	UEPXS	\$2.07	\$1.62	\$1.85	\$2.61	\$2.20	\$2.11	\$2.00	\$2.35	\$4.63
2-WIRE VOICE UNBUNDLED 2-WAY PBX SOUTH CAROLINA AREA PLUS CALLING PORT	UEPXT	NA	NA	NA	NA	NA	NA	NA	\$2.35	NA
2-WIRE VOICE UNBUNDLED PBX COLLIERVILLE & MEMPHIS CALLING PORT	UEPXU	NA	NA	NA	NA	NA	NA	NA	NA	\$4.63
2-WIRE VOICE UNBUNDLED 2-WAY PBX TENNESSEE REGIONSERV CALLING PORT	UEPXV	NA	NA	NA	NA	NA	NA	NA	NA	\$4.63
UNBUNDLED LOOP BILLING USOC (REQUIRES ONE PER PORT)	UEPLX									
LOCAL NUMBER PORTABILITY (REQUIRES ONE PER PORT)	LNPCP									
NRC - 1st	UEPPC	\$21.93	\$62.56	\$17.16	\$36.47	\$16.43	\$22.98	\$24.04	\$24.36	\$9.93
2 WIRE VOICE UNBUNDLED COMBINATION 2-WAY PBX TRUNK - Residence	UEPRD	\$21.93	\$62.56	\$17.16	\$36.47	\$16.43	\$22.98	\$21.60	\$24.36	\$9.93
LINE SIDE UNBUNDLED COMBINATION 2-WAY PBX TRUNK - BUSINESS	UEPPC	\$21.93	\$62.56	\$17.16	\$36.47	\$16.43	\$22.98	\$24.04	\$24.36	\$9.93
LINE SIDE UNBUNDLED OUTWARD PBX TRUNK - BUSINESS	UEPPO	\$21.93	\$62.56	\$17.16	\$36.47	\$16.43	\$22.98	\$24.04	\$24.36	\$9.93
LINE SIDE UNBUNDLED INCOMING PBX TRUNK - BUSINESS	UEPP1	\$21.93	\$62.56	\$17.16	\$36.47	\$16.43	\$22.98	\$24.04	\$24.36	\$9.93
LONG DISTANCE TERMINAL PBX TRUNK-BUSINESS	UEPLD	\$21.93	\$62.56	\$17.16	\$36.47	\$16.43	\$22.98	\$24.04	\$24.36	\$9.93
TN 2-WAY CALLING PLAN PBX TRUNK - BUSINESS	UEPT2	\$21.93	\$62.56	\$17.16	\$36.47	\$16.43	\$22.98	\$24.04	\$24.36	\$9.93
TN OUTWARD CALLING PLAN PBX TRUNK - BUSINESS	UEPTO	\$21.93	\$62.56	\$17.16	\$36.47	\$16.43	\$22.98	\$24.04	\$24.36	\$9.93
2-WIRE VOICE UNBUNDLED 2-WAY COMBINATION PBX ALABAMA CALLING PORT	UEPA2	\$21.93	NA	NA	NA	NA	NA	NA	NA	NA
2-WIRE VOICE UNBUNDLED 2-WAY COMBINATION PBX LOUISIANA CALLING PORT	UEPL2	NA	NA	NA	NA	\$16.43	NA	NA	NA	NA
2-WIRE VOICE UNBUNDLED PBX LD TERMINAL PORTS	UEPLD	\$21.93	\$62.56	\$17.16	\$36.47	\$16.43	\$22.98	\$24.04	\$24.36	NA
2-WIRE VOICE UNBUNDLED 2-WAY COMBINATION PBX TENNESSEE CALLING PORT	UEPT2	NA	NA	NA	NA	NA	NA	NA	NA	\$9.93
2-WIRE VOICE UNBUNDLED 1-WAY OUTGOING PBX TENNESSEE CALLING PORT	UEPTO	NA	NA	NA	NA	NA	NA	NA	NA	\$9.93
2-WIRE VOICE UNBUNDLED 2-WAY COMBINATION PBX USAGE PORT	UEPXA	\$21.93	\$62.56	\$17.16	\$36.47	\$16.43	\$22.98	\$24.04	\$24.36	\$9.93
2-WIRE VOICE UNBUNDLED PBX TOLL TERMINAL HOTEL PORTS	UEPXB	\$21.93	\$62.56	\$17.16	\$36.47	\$16.43	\$22.98	\$24.04	\$24.36	\$9.93
2-WIRE VOICE UNBUNDLED PBX LD DDD TERMINALS PORT	UEPXC	\$21.93	\$62.56	\$17.16	\$36.47	\$16.43	\$22.98	\$24.04	\$24.36	\$9.93
2-WIRE VOICE UNBUNDLED PBX LD TERMINAL SWITCHBOARD PORT	UEPXD	\$21.93	\$62.56	\$17.16	\$36.47	\$16.43	\$22.98	\$24.04	\$24.36	\$9.93

BELLSOUTH/Xspedius RATES NETWORK ELEMENTS
AND OTHER SERVICES
PORTS

Attachment 2
Exhibit C
Rates - Page 10

DESCRIPTION	USOC	AL	FL	GA	KY	LA	MS	NC	SC	TN
2-WIRE VOICE UNBUNDLED PBX LD TERMINAL SWITCHBOARD IDD CAPABLE PORT	UEPXE	\$21.93	\$62.56	\$17.16	\$36.47	\$16.43	\$22.98	\$24.04	\$24.36	\$9.93
2-WIRE VOICE UNBUNDLED 2-WAY PBX KENTUCKY ROOM AREA CALLING PORT WITHOUT LUD	UEPXF	NA	NA	NA	\$36.47	NA	NA	NA	NA	NA
2-WIRE VOICE UNBUNDLED PBX KENTUCKY LUD AREA CALLING PORT	UEPXG	NA	NA	NA	\$36.47	NA	NA	NA	NA	NA
2-WIRE VOICE UNBUNDLED PBX KENTUCKY PREMIUM CALLING PORT	UEPXH	NA	NA	NA	\$36.47	NA	NA	NA	NA	NA
2-WIRE VOICE UNBUNDLED 2-WAY KENTUCKY AREA CALLING PORT WITHOUT LUD	UEPXJ	NA	NA	NA	\$36.47	NA	NA	NA	NA	NA
2-WIRE VOICE UNBUNDLED 2-WAY PBX LOUISIANA LOCAL OPTIONAL CALLING PORT	UEPXK	NA	NA	NA	NA	\$16.43	NA	NA	NA	NA
2-WIRE VOICE UNBUNDLED 2-WAY PBX HOTEL/HOSPITAL ECONOMY ADMINISTRATIVE CALLING PORT	UEPXL	\$21.93	\$62.56	\$17.16	\$36.47	\$16.43	\$22.98	\$24.04	\$24.36	\$9.93
2-WIRE VOICE UNBUNDLED 2-WAY PBX HOTEL/HOSPITAL ECONOMY ROOM CALLING PORT	UEPXM	\$21.93	\$62.56	\$17.16	\$36.47	\$16.43	\$22.98	\$24.04	\$24.36	\$9.93
2-WIRE VOICE UNBUNDLED 1-WAY OUTGOING PBX HOTEL/HOSPITAL ECONOMY ADMINIATRATIVE CALLING PORTTENNESSEE CALLING PORT	UEPXN	NA	NA	NA	NA	NA	NA	NA	NA	\$9.93
2-WIRE VOICE UNBUNDLED 1-WAY OUTGOING PBX HOTEL/HOSPITAL DIACOUNT ROOM CALLING PORT	UEPXO	\$21.93	\$62.56	\$17.16	\$36.47	\$16.43	\$22.98	\$24.04	\$24.36	\$9.93
2-WIRE VOICE UNBUNDLED 1-WAY OUTGOING PBX LOUISIANA LOCAL DISCOUNT CALLING PORT	UEPXP	NA	NA	NA	NA	\$16.43	NA	NA	NA	NA
2-WIRE VOICE UNBUNDLED 2-WAY PBX MISSISSIPPI LOCAL ECONOMY CALLING PORT	UEPXQ	NA	NA	NA	NA	NA	\$22.98	NA	NA	NA
2-WIRE VOICE UNBUNDLED 2-WAY PBX MISSISSIPPI LOCAL OPTIONAL CALLING PORT	UEPXR	NA	NA	NA	NA	NA	\$22.98	NA	NA	NA
2-WIRE VOICE UNBUNDLED 1-WAY OUTGOING PBXMEASURED PORT	UEPXS	\$21.93	\$62.56	\$17.16	\$36.47	\$16.43	\$22.98	\$24.04	\$24.36	\$9.93
2-WIRE VOICE UNBUNDLED 2-WAY PBX SOUTH CAROLINA AREA PLUS CALLING PORT	UEPXT	NA	NA	NA	NA	NA	NA	NA	\$24.36	NA
2-WIRE VOICE UNBUNDLED PBX COLLIERVERVILLE & MEMPHIS CALLING PORT	UEPXU	NA	NA	NA	NA	NA	NA	NA	NA	\$9.93
2-WIRE VOICE UNBUNDLED 2-WAY PBX TENNESSEE REGIONSERV CALLING PORT	UEPXV	NA	NA	NA	NA	NA	NA	NA	NA	\$9.93
Subsequent Activity	USASC	\$10.00	\$10.00	\$10.00	\$10.00	\$10.00	\$10.00	\$10.00	\$10.00	\$10.00
NRC - Add'l										
2 WIRE VOICE UNBUNDLED COMBINATION 2-WAY PBX TRUNK - Residence	UEPRD	\$21.93	\$29.70	\$17.16	\$36.47	\$16.43	\$22.98	\$21.60	\$24.36	\$9.19
LINE SIDE UNBUNDLED COMBINATION 2-WAY PBX TRUNK - BUSINESS	UEPPC	\$21.93	\$29.70	\$17.16	\$36.47	\$16.43	\$22.98	\$9.05	\$24.36	\$9.19
LINE SIDE UNBUNDLED OUTWARD PBX TRUNK - BUSINESS	UEPPO	\$21.93	\$29.70	\$17.16	\$36.47	\$16.43	\$22.98	\$9.05	\$24.36	\$9.19
LINE SIDE UNBUNDLED INCOMING PBX TRUNK - BUSINESS	UEPP1	\$21.93	\$29.70	\$17.16	\$36.47	\$16.43	\$22.98	\$9.05	\$24.36	\$9.19
LONG DISTANCE TERMINAL PBX TRUNK-BUSINESS	UEPLD	\$21.93	\$29.70	\$17.16	\$36.47	\$16.43	\$22.98	\$9.05	\$24.36	\$9.19
TN 2-WAY CALLING PLAN PBX TRUNK - BUSINESS	UEPT2	\$21.93	\$29.70	\$17.16	\$36.47	\$16.43	\$22.98	\$9.05	\$24.36	\$9.19
TN OUTWARD CALLING PLAN PBX TRUNK - BUSINESS	UEPTO	\$21.93	\$29.70	\$17.16	\$36.47	\$16.43	\$22.98	\$9.05	\$24.36	\$9.19
2-WIRE VOICE UNBUNDLED 2-WAY COMBINATION PBX ALABAMA CALLING PORT	UEPA2	\$21.93	NA	NA	NA	NA	NA	NA	NA	NA
2-WIRE VOICE UNBUNDLED 2-WAY COMBINATION PBX LOUISIANA CALLING PORT	UEPL2	NA	NA	NA	NA	\$16.43	NA	NA	NA	NA
2-WIRE VOICE UNBUNDLED PBX LD TERMINAL PORTS	UEPLD	\$21.93	\$29.70	\$17.16	\$36.47	\$16.43	\$22.98	\$9.05	\$24.36	\$9.19
2-WIRE VOICE UNBUNDLED 2-WAY COMBINATION PBX TENNESSEE CALLING PORT	UEPT2	NA	NA	NA	NA	NA	NA	NA	NA	\$9.19
2-WIRE VOICE UNBUNDLED 1-WAY OUTGOING PBX TENNESSEE CALLING PORT	UEPTO	NA	NA	NA	NA	NA	NA	NA	NA	\$9.19
2-WIRE VOICE UNBUNDLED 2-WAY COMBINATION PBX USAGE PORT	UEPXA	\$21.93	\$29.70	\$17.16	\$36.47	\$16.43	\$22.98	\$9.05	\$24.36	\$9.19
2-WIRE VOICE UNBUNDLED PBX TOLL TERMINAL HOTEL PORTS	UEPXB	\$21.93	\$29.70	\$17.16	\$36.47	\$16.43	\$22.98	\$9.05	\$24.36	\$9.19

BELLSOUTH/Xspedius RATES NETWORK ELEMENTS
AND OTHER SERVICES
PORTS

Attachment 2
Exhibit C
Rates - Page 11

DESCRIPTION	USOC	AL	FL	GA	KY	LA	MS	NC	SC	TN
2-WIRE VOICE UNBUNDLED PBX LD DDD TERMINALS PORT	UEPXC	\$21.93	\$29.70	\$17.16	\$36.47	\$16.43	\$22.98	\$9.05	\$24.36	\$9.19
2-WIRE VOICE UNBUNDLED PBX LD TERMINAL SWITCHBOARD PORT	UEPXD	\$21.93	\$29.70	\$17.16	\$36.47	\$16.43	\$22.98	\$9.05	\$24.36	\$9.19
2-WIRE VOICE UNBUNDLED PBX LD TERMINAL SWITCHBOARD IDD CAPABLE PORT	UEPXE	\$21.93	\$29.70	\$17.16	\$36.47	\$16.43	\$22.98	\$9.05	\$24.36	\$9.19
2-WIRE VOICE UNBUNDLED 2-WAY PBX KENTUCKY ROOM AREA CALLING PORT WITHOUT LUD	UEPXF	NA	NA	NA	\$36.47	NA	NA	NA	NA	NA
2-WIRE VOICE UNBUNDLED PBX KENTUCKY LUD AREA CALLING PORT	UEPXG	NA	NA	NA	\$37.47	NA	NA	NA	NA	NA
2-WIRE VOICE UNBUNDLED PBX KENTUCKY PREMIUM CALLING PORT	UEPXH	NA	NA	NA	\$38.47	NA	NA	NA	NA	NA
2-WIRE VOICE UNBUNDLED 2-WAY KENTUCKY AREA CALLING PORT WITHOUT LUD	UEPXJ	NA	NA	NA	\$39.47	NA	NA	NA	NA	NA
2-WIRE VOICE UNBUNDLED 2-WAY PBX LOUISIANA LOCAL OPTIONAL CALLING PORT	UEPXK	NA	NA	NA	NA	\$16.43	NA	NA	NA	NA
2-WIRE VOICE UNBUNDLED 2-WAY PBX HOTEL/HOSPITAL ECONOMY ADMINISTRATIVE CALLING PORT	UEPXL	\$21.93	\$29.70	\$17.16	\$36.47	\$16.43	\$22.98	\$9.05	\$24.36	\$9.19
2-WIRE VOICE UNBUNDLED 2-WAY PBX HOTEL/HOSPITAL ECONOMY ROOM CALLING PORT	UEPXM	\$21.93	\$29.70	\$17.16	\$36.47	\$16.43	\$22.98	\$9.05	\$24.36	\$9.19
2-WIRE VOICE UNBUNDLED 1-WAY OUTGOING PBX HOTEL/HOSPITAL ECONOMY ADMINISTRATIVE CALLING PORT TENNESSEE CALLING PORT	UEPXN	NA	NA	NA	NA	NA	NA	NA	NA	\$9.19
2-WIRE VOICE UNBUNDLED 1-WAY OUTGOING PBX HOTEL/HOSPITAL DISCOUNT ROOM CALLING PORT	UEPXO	\$21.93	\$29.70	\$17.16	\$36.47	\$16.43	\$22.98	\$9.05	\$24.36	\$9.19
2-WIRE VOICE UNBUNDLED 1-WAY OUTGOING PBX LOUISIANA LOCAL DISCOUNT CALLING PORT	UEPXP	NA	NA	NA	NA	\$16.43	NA	NA	NA	NA
2-WIRE VOICE UNBUNDLED 2-WAY PBX MISSISSIPPI LOCAL ECONOMY CALLING PORT	UEPXQ	NA	NA	NA	NA	NA	\$22.98	NA	NA	NA
2-WIRE VOICE UNBUNDLED 2-WAY PBX MISSISSIPPI LOCAL OPTIONAL CALLING PORT	UEPXR	NA	NA	NA	NA	NA	\$22.98	NA	NA	NA
2-WIRE VOICE UNBUNDLED 1-WAY OUTGOING PBX MEASURED PORT	UEPXS	\$21.93	\$29.70	\$17.16	\$36.47	\$16.43	\$22.98	\$9.05	\$24.36	\$9.19
2-WIRE VOICE UNBUNDLED 2-WAY PBX SOUTH CAROLINA AREA PLUS CALLING PORT	UEPXT	NA	NA	NA	NA	NA	NA	NA	\$24.36	NA
2-WIRE VOICE UNBUNDLED PBX COLLIERVERVILLE & MEMPHIS CALLING PORT	UEPXU	NA	NA	NA	NA	NA	NA	NA	NA	\$9.19
2-WIRE VOICE UNBUNDLED 2-WAY PBX TENNESSEE REGIONSERV CALLING PORT	UEPXV	NA	NA	NA	NA	NA	NA	NA	NA	\$9.19
NRC - Disconnect Charge - 1st										
2 WIRE VOICE UNBUNDLED COMBINATION 2-WAY PBX TRUNK - Residence	UEPRD	\$6.21	\$26.37	NA	NA	\$3.77	\$6.56	NA	NA	\$3.66
LINE SIDE UNBUNDLED COMBINATION 2-WAY PBX TRUNK - BUSINESS	UEPPC	\$6.21	\$26.37	NA	NA	\$3.77	\$6.56	NA	NA	\$3.66
LINE SIDE UNBUNDLED OUTWARD PBX TRUNK - BUSINESS	UEPPO	\$6.21	\$26.37	NA	NA	\$3.77	\$6.56	NA	NA	\$3.66
LINE SIDE UNBUNDLED INCOMING PBX TRUNK - BUSINESS	UEPP1	\$6.21	\$26.37	NA	NA	\$3.77	\$6.56	NA	NA	\$3.66
LONG DISTANCE TERMINAL PBX TRUNK-BUSINESS	UEPLD	\$6.21	\$26.37	NA	NA	\$3.77	\$6.56	NA	NA	\$3.66
TN 2-WAY CALLING PLAN PBX TRUNK - BUSINESS	UEPT2	\$6.21	\$26.37	NA	NA	\$3.77	\$6.56	NA	NA	\$3.66
TN OUTWARD CALLING PLAN PBX TRUNK - BUSINESS	UEPTO	\$6.21	\$26.37	NA	NA	\$3.77	\$6.56	NA	NA	\$3.66
2-WIRE VOICE UNBUNDLED 2-WAY COMBINATION PBX ALABAMA CALLING PORT	UEPA2	\$6.21	NA	NA	NA	NA	NA	NA	NA	NA
2-WIRE VOICE UNBUNDLED 2-WAY COMBINATION PBX LOUISIANA CALLING PORT	UEPL2	NA	NA	NA	NA	\$3.77	NA	NA	NA	NA
2-WIRE VOICE UNBUNDLED PBX LD TERMINAL PORTS	UEPLD	\$6.21	\$26.37	NA	NA	\$3.77	\$6.56	NA	NA	\$3.66
2-WIRE VOICE UNBUNDLED 2-WAY COMBINATION PBX TENNESSEE CALLING PORT	UEPT2	NA	NA	NA	NA	NA	NA	NA	NA	\$3.66
2-WIRE VOICE UNBUNDLED 1-WAY OUTGOING PBX TENNESSEE CALLING PORT	UEPTO	NA	NA	NA	NA	NA	NA	NA	NA	\$3.66
2-WIRE VOICE UNBUNDLED 2-WAY COMBINATION PBX USAGE PORT	UEPXA	\$6.21	\$26.37	NA	NA	\$3.77	\$6.56	NA	NA	\$3.66
2-WIRE VOICE UNBUNDLED PBX TOLL TERMINAL HOTEL PORTS	UEPXB	\$6.21	\$26.37	NA	NA	\$3.77	\$6.56	NA	NA	\$3.66

BELLSOUTH/Xspedius RATES NETWORK ELEMENTS
AND OTHER SERVICES
PORTS

Attachment 2
Exhibit C
Rates - Page 12

DESCRIPTION	USOC	AL	FL	GA	KY	LA	MS	NC	SC	TN
2-WIRE VOICE UNBUNDLED PBX LD DDD TERMINALS PORT	UEPXC	\$6.21	\$26.37	NA	NA	\$3.77	\$6.56	NA	NA	\$3.66
2-WIRE VOICE UNBUNDLED PBX LD TERMINAL SWITCHBOARD PORT	UEPXD	\$6.21	\$26.37	NA	NA	\$3.77	\$6.56	NA	NA	\$3.66
2-WIRE VOICE UNBUNDLED PBX LD TERMINAL SWITCHBOARD IDD CAPABLE PORT	UEPXE	\$6.21	\$26.37	NA	NA	\$3.77	\$6.56	NA	NA	\$3.66
2-WIRE VOICE UNBUNDLED 2-WAY PBX KENTUCKY ROOM AREA CALLING PORT WITHOUT LUD	UEPXF	NA	NA	NA	NA	NA	NA	NA	NA	NA
2-WIRE VOICE UNBUNDLED PBX KENTUCKY LUD AREA CALLING PORT	UEPXG	NA	NA	NA	NA	NA	NA	NA	NA	NA
2-WIRE VOICE UNBUNDLED PBX KENTUCKY PREMIUM CALLING PORT	UEPXH	NA	NA	NA	NA	NA	NA	NA	NA	NA
2-WIRE VOICE UNBUNDLED 2-WAY KENTUCKY AREA CALLING PORT WITHOUT LUD	UEPXJ	NA	NA	NA	NA	NA	NA	NA	NA	NA
2-WIRE VOICE UNBUNDLED 2-WAY PBX LOUISIANA LOCAL OPTIONAL CALLING PORT	UEP XK	NA	NA	NA	NA	\$3.77	NA	NA	NA	NA
2-WIRE VOICE UNBUNDLED 2-WAY PBX HOTEL/HOSPITAL ECONOMY ADMINISTRATIVE CALLING PORT	UEPXL	\$6.21	\$26.37	NA	NA	\$3.77	\$6.56	NA	NA	\$3.66
2-WIRE VOICE UNBUNDLED 2-WAY PBX HOTEL/HOSPITAL ECONOMY ROOM CALLING PORT	UEPXM	\$6.21	\$26.37	NA	NA	\$3.77	\$6.56	NA	NA	\$3.66
2-WIRE VOICE UNBUNDLED 1-WAY OUTGOING PBX HOTEL/HOSPITAL ECONOMY ADMINISTRATIVE CALLING PORT TENNESSEE CALLING PORT	UEP XN	NA	\$26.37	NA	NA	NA	NA	NA	NA	\$3.66
2-WIRE VOICE UNBUNDLED 1-WAY OUTGOING PBX HOTEL/HOSPITAL DISCOUNT ROOM CALLING PORT	UEP XO	\$6.21	\$26.37	NA	NA	\$3.77	\$6.56	NA	NA	\$3.66
2-WIRE VOICE UNBUNDLED 1-WAY OUTGOING PBX LOUISIANA LOCAL DISCOUNT CALLING PORT	UEP XP	\$6.21	NA	NA	NA	\$3.77	\$6.56	NA	NA	NA
2-WIRE VOICE UNBUNDLED 2-WAY PBX MISSISSIPPI LOCAL ECONOMY CALLING PORT	UEP XQ	NA	NA	NA	NA	NA	\$6.56	NA	NA	NA
2-WIRE VOICE UNBUNDLED 2-WAY PBX MISSISSIPPI LOCAL OPTIONAL CALLING PORT	UEP XR	NA	NA	NA	NA	NA	\$6.56	NA	NA	NA
2-WIRE VOICE UNBUNDLED 1-WAY OUTGOING PBX MEASURED PORT	UEP XS	\$6.21	\$26.37	NA	NA	\$3.77	\$6.56	NA	NA	\$3.66
2-WIRE VOICE UNBUNDLED 2-WAY PBX SOUTH CAROLINA AREA PLUS CALLING PORT	UEP XT	NA	NA	NA	NA	NA	NA	NA	NA	NA
2-WIRE VOICE UNBUNDLED PBX COLLIERVILLE & MEMPHIS CALLING PORT	UEP XU	NA	NA	NA	NA	NA	NA	NA	NA	\$3.66
2-WIRE VOICE UNBUNDLED 2-WAY PBX TENNESSEE REGIONSERV CALLING PORT	UEP XV	NA	NA	NA	NA	NA	NA	NA	NA	\$3.66
NRC - Disconnect Charge - Add'l										
2 WIRE VOICE UNBUNDLED COMBINATION 2-WAY PBX TRUNK - Residence	UEPRD	\$6.21	\$1.69	NA	NA	\$3.77	\$6.56	NA	NA	\$2.92
LINE SIDE UNBUNDLED COMBINATION 2-WAY PBX TRUNK - BUSINESS	UEPPC	\$6.21	\$1.69	NA	NA	\$3.77	\$6.56	NA	NA	\$2.92
LINE SIDE UNBUNDLED OUTWARD PBX TRUNK - BUSINESS	UEPPO	\$6.21	\$1.69	NA	NA	\$3.77	\$6.56	NA	NA	\$2.92
LINE SIDE UNBUNDLED INCOMING PBX TRUNK - BUSINESS	UEPP1	\$6.21	\$1.69	NA	NA	\$3.77	\$6.56	NA	NA	\$2.92
LONG DISTANCE TERMINAL PBX TRUNK-BUSINESS	UEPLD	\$6.21	\$1.69	NA	NA	\$3.77	\$6.56	NA	NA	\$2.92
TN 2-WAY CALLING PLAN PBX TRUNK - BUSINESS	UEPT2	\$6.21	\$1.69	NA	NA	\$3.77	\$6.56	NA	NA	\$2.92
TN OUTWARD CALLING PLAN PBX TRUNK - BUSINESS	UEPTO	\$6.21	\$1.69	NA	NA	\$3.77	\$6.56	NA	NA	\$2.92
2-WIRE VOICE UNBUNDLED 2-WAY COMBINATION PBX ALABAMA CALLING PORT	UEPA2	\$6.21	NA	NA	NA	NA	NA	NA	NA	NA
2-WIRE VOICE UNBUNDLED 2-WAY COMBINATION PBX LOUISIANA CALLING PORT	UEPL2	NA	NA	NA	NA	\$3.77	NA	NA	NA	NA
2-WIRE VOICE UNBUNDLED PBX LD TERMINAL PORTS	UEPLD	\$6.21	\$1.69	NA	NA	\$3.77	\$6.56	NA	NA	\$2.92
2-WIRE VOICE UNBUNDLED 2-WAY COMBINATION PBX TENNESSEE CALLING PORT	UEPT2	NA	NA	NA	NA	NA	NA	NA	NA	\$2.92
2-WIRE VOICE UNBUNDLED 1-WAY OUTGOING PBX TENNESSEE CALLING PORT	UEPTO	NA	NA	NA	NA	NA	NA	NA	NA	\$2.92
2-WIRE VOICE UNBUNDLED 2-WAY COMBINATION PBX USAGE PORT	UEPXA	\$6.21	\$1.69	NA	NA	\$3.77	\$6.56	NA	NA	\$2.92
2-WIRE VOICE UNBUNDLED PBX TOLL TERMINAL HOTEL PORTS	UEPXB	\$6.21	\$1.69	NA	NA	\$3.77	\$6.56	NA	NA	\$2.92

BELLSOUTH/Xspedius RATES NETWORK ELEMENTS
AND OTHER SERVICES
PORTS

Attachment 2
Exhibit C
Rates - Page 13

DESCRIPTION	USOC	AL	FL	GA	KY	LA	MS	NC	SC	TN
2-WIRE VOICE UNBUNDLED PBX LD DDD TERMINALS PORT	UEPXC	\$6.21	\$1.69	NA	NA	\$3.77	\$6.56	NA	NA	\$2.92
2-WIRE VOICE UNBUNDLED PBX LD TERMINAL SWITCHBOARD PORT	UEPXD	\$6.21	\$1.69	NA	NA	\$3.77	\$6.56	NA	NA	\$2.92
2-WIRE VOICE UNBUNDLED PBX LD TERMINAL SWITCHBOARD IDD CAPABLE PORT	UEPXE	\$6.21	\$1.69	NA	NA	\$3.77	\$6.56	NA	NA	\$2.92
2-WIRE VOICE UNBUNDLED 2-WAY PBX KENTUCKY ROOM AREA CALLING PORT WITHOUT LUD	UEPXF	NA	NA	NA	NA	NA	NA	NA	NA	NA
2-WIRE VOICE UNBUNDLED PBX KENTUCKY LUD AREA CALLING PORT	UEPXG	NA	NA	NA	NA	NA	NA	NA	NA	NA
2-WIRE VOICE UNBUNDLED PBX KENTUCKY PREMIUM CALLING PORT	UEPXH	NA	NA	NA	NA	NA	NA	NA	NA	NA
2-WIRE VOICE UNBUNDLED 2-WAY KENTUCKY AREA CALLING PORT WITHOUT LUD	UEPXJ	NA	NA	NA	NA	NA	NA	NA	NA	NA
2-WIRE VOICE UNBUNDLED 2-WAY PBX LOUISIANA LOCAL OPTIONAL CALLING PORT	UEPXK	NA	NA	NA	NA	\$3.77	NA	NA	NA	NA
2-WIRE VOICE UNBUNDLED 2-WAY PBX HOTEL/HOSPITAL ECONOMY ADMINISTRATIVE CALLING PORT	UEPXL	\$6.21	\$1.69	NA	NA	\$3.77	\$6.56	NA	NA	\$2.92
2-WIRE VOICE UNBUNDLED 2-WAY PBX HOTEL/HOSPITAL ECONOMY ROOM CALLING PORT	UEPXM	\$6.21	\$1.69	NA	NA	\$3.77	\$6.56	NA	NA	\$2.92
2-WIRE VOICE UNBUNDLED 1-WAY OUTGOING PBX HOTEL/HOSPITAL ECONOMY ADMINIATRATIVE CALLING PORTTENNESSEE CALLING PORT	UEPXN	NA	NA	NA	NA	NA	NA	NA	NA	\$2.92
2-WIRE VOICE UNBUNDLED 1-WAY OUTGOING PBX HOTEL/HOSPITAL DIACOUNT ROOM CALLING PORT	UEPXO	\$6.21	\$1.69	NA	NA	\$3.77	\$6.56	NA	NA	\$2.92
2-WIRE VOICE UNBUNDLED 1-WAY OUTGOING PBX LOUISIANA LOCAL DISCOUNT CALLING PORT	UEPXP	\$6.21	NA	NA	NA	\$3.77	\$6.56	NA	NA	NA
2-WIRE VOICE UNBUNDLED 2-WAY PBX MISSISSIPPI LOCAL ECONOMY CALLING PORT	UEPXQ	NA	NA	NA	NA	NA	\$6.56	NA	NA	NA
2-WIRE VOICE UNBUNDLED 2-WAY PBX MISSISSIPPI LOCAL OPTIONAL CALLING PORT	UEPXR	NA	NA	NA	NA	NA	\$6.56	NA	NA	NA
2-WIRE VOICE UNBUNDLED 1-WAY OUTGOING PBXMEASURED PORT	UEPXS	\$6.21	\$1.69	NA	NA	\$3.77	\$6.56	NA	NA	\$2.92
2-WIRE VOICE UNBUNDLED 2-WAY PBX SOUTH CAROLINA AREA PLUS CALLING PORT	UEPXT	NA	NA	NA	NA	NA	NA	NA	NA	NA
2-WIRE VOICE UNBUNDLED PBX COLLIERVERVILLE & MEMPHIS CALLING PORT	UEPXU	NA	NA	NA	NA	NA	NA	NA	NA	\$2.92
2-WIRE VOICE UNBUNDLED 2-WAY PBX TENNESSEE REGIONSERV CALLING PORT	UEPXV	NA	NA	NA	NA	NA	NA	NA	NA	\$2.92
NRC - OSS										
NRC - OSS LSR Charge, Electronic, per LSR received from the CLEC by one of the OSS interactive interfaces	SOMEK	\$3.50	\$2.75	\$3.50	\$3.50	\$3.50	\$3.50	\$3.50	\$3.50	\$3.50
NRC - Incremental Charge - Manual Service Order - 1st	SOMAN	\$27.37	\$21.56	\$18.94	NA	\$18.14	\$25.52	\$26.94	\$41.86	\$20.35
NRC - Incremental Charge - Manual Service Order - Add'l	SOMAN	\$12.97	\$21.56	\$8.42	NA	\$8.06	\$11.34	\$12.76	\$14.46	\$10.54
NRC - Incremental Charge - Manual Service Order - Disconnect - 1st	SOMAN	\$17.77	\$3.84	NA	NA	\$8.94	\$16.06	NA	NA	\$13.32
NRC - Incremental Charge - Manual Service Order - Disconnect - Add'l	SOMAN	\$0.48	\$3.84	NA	NA	NA	NA	NA	NA	\$1.40
2-Wire Analog Hunting, per line per month	HTGUX	See features	NA	NA	\$0.29	NA	See features	NA	See features	NA
NRC - 1st	HTGUX	See features	NA	NA	\$2.14	NA	See features	NA	See features	NA
NRC - Add'l	HTGUX	See features	NA	NA	\$2.14	NA	See features	NA	See features	NA
Coin Port, per month		\$2.34	\$1.62	\$2.05	\$3.04	\$2.50	\$2.32	NA	\$2.77	\$2.16
NRC - 1st		\$21.93	\$4.76	\$17.16	\$40.71	\$16.43	\$22.98	NA	\$24.75	\$9.93
NRC - Add'l		\$21.93	\$4.54	\$17.16	\$40.71	\$16.43	\$22.98	NA	\$24.75	\$9.19
NRC - Disconnect Charge - 1st		\$5.21	\$2.76	NA	NA	\$4.15	\$6.56	NA	NA	\$3.66
NRC - Disconnect Charge - Add'l		\$5.21	\$2.59	NA	NA	\$4.15	\$6.56	NA	NA	\$2.92
NRC - Incremental Charge - Manual Service Order - 1st	SOMAN	\$25.93	\$21.56	\$18.94	NA	\$18.14	\$25.52	NA	\$43.48	\$20.35
NRC - Incremental Charge - Manual Service Order - Add'l	SOMAN	\$12.97	\$21.56	\$8.42	NA	\$8.06	\$11.34	NA	\$14.57	\$10.54

BELLSOUTH/Xspedius RATES NETWORK ELEMENTS
AND OTHER SERVICES
PORTS

Attachment 2
Exhibit C
Rates - Page 14

DESCRIPTION	USOC	AL	FL	GA	KY	LA	MS	NC	SC	TN
NRC - Incremental Charge - Manual Service Order - Disconnect - 1st	SOMAN	\$16.33	\$3.84	NA	NA	\$9.86	\$16.06	NA	NA	\$13.32
NRC - Incremental Charge - Manual Service Order - Disconnect - Add'l	SOMAN	\$0.48	\$3.84	NA	NA	NA	NA	NA	NA	\$1.40
VERTICAL FEATURES										
Local Switching Features offered with Port, Per month	N/A	NA	No add'l charge	NA	No add'l charge	\$8.28	NA	NA	See above	NA
Three-Way Calling, per month		\$1.12	NA	NA	NA	NA	\$1.32	\$0.89	\$1.10	NA
NRC		\$1.03	NA	NA	NA	NA	\$1.02	\$1.51	\$1.51	NA
NRC - Disconnect		\$0.55	NA	NA	NA	NA	\$0.5466	NA	NA	NA
Customer Changeable Speed Calling, per month		\$0.08	NA	NA	NA	NA	\$0.0755	\$0.17	\$0.1247	NA
NRC		\$1.03	NA	NA	NA	NA	\$1.02	\$1.51	\$1.51	NA
NRC - Disconnect		\$0.55	NA	NA	NA	NA	\$0.5466	NA	NA	NA
Call Waiting		\$0.03	NA	NA	NA	NA	\$0.033	\$0.09	\$0.0665	NA
NRC		\$1.03	NA	NA	NA	NA	\$1.02	\$1.51	\$1.51	NA
NRC - Disconnect		\$0.55	NA	NA	NA	NA	\$0.5466	NA	NA	NA
Remote Activation of Call Forwarding, per month		\$0.18	NA	NA	NA	NA	\$0.4859	\$0.85	\$0.3743	NA
NRC		\$1.03	NA	NA	NA	NA	\$1.02	\$1.51	\$1.51	NA
NRC - Disconnect		\$0.55	NA	NA	NA	NA	\$0.5466	NA	NA	NA
Cancel Call Waiting, per month		\$0.01	NA	NA	NA	NA	\$0.0082	\$0.01	\$0.0099	NA
NRC		\$1.03	NA	NA	NA	NA	\$1.02	\$1.51	\$1.51	NA
NRC - Disconnect		\$0.55	NA	NA	NA	NA	\$0.5466	NA	NA	NA
Automatic Callback, per month		\$0.29	NA	NA	NA	NA	\$0.9977	\$0.66	\$0.8015	NA
NRC		\$1.03	NA	NA	NA	NA	\$1.02	\$1.51	\$1.51	NA
NRC - Disconnect		\$0.55	NA	NA	NA	NA	\$0.5466	NA	NA	NA
Automatic Recall, per month		\$0.28	NA	NA	NA	NA	\$0.3164	\$0.29	\$0.3102	NA
NRC		\$1.03	NA	NA	NA	NA	\$1.02	\$1.51	\$1.51	NA
NRC - Disconnect		\$0.55	NA	NA	NA	NA	\$0.5466	NA	NA	NA
Calling Number Delivery, per month		\$0.22	NA	NA	NA	NA	\$0.1817	\$0.33	\$0.3272	NA
NRC		\$1.03	NA	NA	NA	NA	\$1.02	\$1.51	\$1.51	NA
NRC - Disconnect		\$0.55	NA	NA	NA	NA	\$0.5466	NA	NA	NA
Calling Number Delivery Blocking, per month		\$1.17	NA	NA	NA	NA	\$0.9913	\$0.02	\$0.3684	NA
NRC		\$1.03	NA	NA	NA	NA	\$1.02	\$1.51	\$1.51	NA
NRC - Disconnect		\$0.55	NA	NA	NA	NA	\$0.5466	NA	NA	NA
Customer Originated Trace, per month		\$0.14	NA	NA	NA	NA	\$0.1918	\$0.14	\$0.1402	NA
NRC		\$1.03	NA	NA	NA	NA	\$1.02	\$1.51	\$1.51	NA
NRC - Disconnect		\$0.55	NA	NA	NA	NA	\$0.5466	NA	NA	NA
Selective Call Rejection, per month		\$0.13	NA	NA	NA	NA	\$0.1721	\$0.13	\$0.1528	NA
NRC		\$1.03	NA	NA	NA	NA	\$1.02	\$1.51	\$1.51	NA
NRC - Disconnect		\$0.55	NA	NA	NA	NA	\$0.5466	NA	NA	NA
Selective Call Forwarding, per month		\$0.05	NA	NA	NA	NA	\$0.1050	\$0.28	\$0.1287	NA
NRC		\$1.03	NA	NA	NA	NA	\$1.02	\$1.51	\$1.51	NA
NRC - Disconnect		\$0.55	NA	NA	NA	NA	\$0.5466	NA	NA	NA
Selective Call Acceptance, per month		\$0.29	NA	NA	NA	NA	\$0.4010	\$0.33	\$0.3283	NA
NRC		\$1.03	NA	NA	NA	NA	\$1.02	\$1.51	\$1.51	NA
NRC - Disconnect		\$0.55	NA	NA	NA	NA	\$0.5466	NA	NA	NA
Multiline Hunt Service (Rotary)										
Service per line, (in addition to port) , per month		\$0.11	NA	NA	NA	NA	\$0.1271	\$0.14	\$0.1301	NA
NRC		\$1.03	NA	NA	NA	NA	\$1.02	\$1.51	\$1.51	NA
NRC - Disconnect		\$0.55	NA	NA	NA	NA	\$0.5466	NA	NA	NA
Call Forwarding Variable, per month		\$0.05	NA	NA	NA	NA	\$0.0474	\$0.10	\$0.0768	NA
NRC		\$1.03	NA	NA	NA	NA	\$1.02	\$1.51	\$1.51	NA
NRC - Disconnect		\$0.55	NA	NA	NA	NA	\$0.5466	NA	NA	NA
Call Forwarding Busy Line, per month		\$0.03	NA	NA	NA	NA	\$0.0279	\$0.08	\$0.0603	NA
NRC		\$1.03	NA	NA	NA	NA	\$1.02	\$1.51	\$1.51	NA

BELLSOUTH/Xspedius RATES NETWORK ELEMENTS
AND OTHER SERVICES
PORTS

Attachment 2
Exhibit C
Rates - Page 15

DESCRIPTION	USOC	AL	FL	GA	KY	LA	MS	NC	SC	TN
NRC - Disconnect		\$0.55	NA	NA	NA	NA	\$0.5466	NA	NA	NA
Call Forwarding Don't Answer All Calls, per month		\$0.03	NA	NA	NA	NA	\$0.0308	\$0.09	\$0.0655	NA
NRC		\$1.03	NA	NA	NA	NA	\$1.02	\$1.51	\$1.51	NA
NRC - Disconnect		\$0.55	NA	NA	NA	NA	\$0.5466	NA	NA	NA
Remote Call Forwarding, per month		\$1.36	NA	NA	NA	NA	\$1.47	\$0.95	\$1.41	NA
NRC		\$1.03	NA	NA	NA	NA	\$1.02	\$1.51	\$1.51	NA
NRC - Disconnect		\$0.55	NA	NA	NA	NA	\$0.5466	NA	NA	NA
Call Transfer, per month		\$0.12	NA	NA	NA	NA	\$0.1404	\$0.14	\$0.1392	NA
NRC		\$1.03	NA	NA	NA	NA	\$1.02	\$1.51	\$1.51	NA
NRC - Disconnect		\$0.55	NA	NA	NA	NA	\$0.5466	NA	NA	NA
Call Hold, per month		\$0.03	NA	NA	NA	NA	\$0.0190	\$0.15	\$0.0677	NA
NRC		\$1.03	NA	NA	NA	NA	\$1.02	\$1.51	\$1.51	NA
NRC - Disconnect		\$0.55	NA	NA	NA	NA	\$0.5466	NA	NA	NA
Toll Restricted Service, per month		\$0.04	NA	NA	NA	NA	\$0.0387	\$0.10	\$0.0743	NA
NRC		\$1.03	NA	NA	NA	NA	\$1.02	\$1.51	\$1.51	NA
NRC - Disconnect		\$0.55	NA	NA	NA	NA	\$0.5466	NA	NA	NA
Message Waiting Indicator - Stutter Dial Tone, per month		\$0.03	NA	NA	NA	NA	\$0.0356	\$0.03	\$0.0318	NA
NRC		\$1.03	NA	NA	NA	NA	\$1.02	\$1.51	\$1.51	NA
NRC - Disconnect		\$0.55	NA	NA	NA	NA	\$0.5466	NA	NA	NA
Anonymous Call Rejection, per month		\$0.93	NA	NA	NA	NA	\$0.9519	\$1.29	\$1.13	NA
NRC		\$1.03	NA	NA	NA	NA	\$1.02	\$1.51	\$1.51	NA
NRC - Disconnect		\$0.55	NA	NA	NA	NA	\$0.5466	NA	NA	NA
Shared Call Appearances of a DN, per month		\$0.41	NA	NA	NA	NA	\$0.5015	\$0.29	\$0.3513	NA
NRC		\$1.03	NA	NA	NA	NA	\$1.02	\$1.47	\$1.47	NA
NRC - Disconnect		\$0.55	NA	NA	NA	NA	\$0.5466	NA	NA	NA
Multiple Call Appearances, per month		\$0.09	NA	NA	NA	NA	\$0.0932	\$0.07	\$0.0891	NA
NRC		\$1.03	NA	NA	NA	NA	\$1.02	\$1.47	\$1.47	NA
NRC - Disconnect		\$0.55	NA	NA	NA	NA	\$0.5466	NA	NA	NA
ISDN Bridged Call Exclusion, per month		\$0.00	NA	NA	NA	NA	\$0.0013	\$0.0011	\$0.0013	NA
NRC		\$1.03	NA	NA	NA	NA	\$1.02	\$1.47	\$1.47	NA
NRC - Disconnect		\$0.55	NA	NA	NA	NA	\$0.5466	NA	NA	NA
Call by Call Access, per month		\$28.29	NA	NA	NA	NA	\$50.89	\$19.83	\$0.3621	NA
NRC		\$28.94	NA	NA	NA	NA	\$28.61	\$33.33	\$33.36	NA
NRC - Disconnect		\$5.22	NA	NA	NA	NA	\$5.16	NA	NA	NA
Privacy Release, per month		\$0.01	NA	NA	NA	NA	\$0.0030	\$0.0041	\$0.0116	NA
NRC		\$1.03	NA	NA	NA	NA	\$1.02	\$1.51	\$1.51	NA
NRC - Disconnect		\$0.55	NA	NA	NA	NA	\$0.5466	NA	NA	NA
Multi Appearance Directory Number Calls, per month		\$0.10	NA	NA	NA	NA	\$0.1115	\$0.13	\$0.1048	NA
NRC		\$1.03	NA	NA	NA	NA	\$1.02	\$1.51	\$1.51	NA
NRC - Disconnect		\$0.55	NA	NA	NA	NA	\$0.5466	NA	NA	NA
Make Set Busy, per month		\$0.01	NA	NA	NA	NA	\$0.0013	\$0.0020	\$0.0101	NA
NRC		\$1.03	NA	NA	NA	NA	\$1.02	\$1.51	\$1.51	NA
NRC - Disconnect		\$0.55	NA	NA	NA	NA	\$0.5466	NA	NA	NA
Teen Service (Res. Dist. Alerting Service), per month		\$0.15	NA	NA	NA	NA	\$0.1071	\$0.26	\$0.2149	NA
NRC		\$1.03	NA	NA	NA	NA	\$1.02	\$1.51	\$1.51	NA
NRC - Disconnect		\$0.55	NA	NA	NA	NA	\$0.5466	NA	NA	NA
Code Restriction and Diversion, per month		\$0.04	NA	NA	NA	NA	\$0.0464	\$0.09	\$0.0708	NA
NRC		\$1.03	NA	NA	NA	NA	\$1.02	\$1.51	\$1.51	NA
NRC - Disconnect		\$0.55	NA	NA	NA	NA	\$0.5466	NA	NA	NA
Call Park, per month		\$0.04	NA	NA	NA	NA	\$0.0443	\$0.09	\$0.0694	NA
NRC		\$1.03	NA	NA	NA	NA	\$1.02	\$1.51	\$1.51	NA
NRC - Disconnect		\$0.55	NA	NA	NA	NA	\$0.5466	NA	NA	NA
Automatic Line, per month		\$0.09	NA	NA	NA	NA	\$0.1111	\$0.14	\$0.1179	NA
NRC		\$1.03	NA	NA	NA	NA	\$1.02	\$1.51	\$1.51	NA

BELLSOUTH/Xspedius RATES NETWORK ELEMENTS
AND OTHER SERVICES
PORTS

Attachment 2
Exhibit C
Rates - Page 16

DESCRIPTION	USOC	AL	FL	GA	KY	LA	MS	NC	SC	TN
NRC - Disconnect		\$0.55	NA	NA	NA	NA	\$0.5466	NA	NA	NA
2-WIRE ISDN BRI FEATURES										
Shared Primary Number-First Appr On Each Add'l Terminal	DS1FJ	TBD	TBD	TBD	TBD	TBD	TBD	TBD	TBD	TBD
Secondary Only Dn (Shared/Non-Shared) First Appearance	LLDSF	TBD	TBD	TBD	TBD	TBD	TBD	TBD	TBD	TBD
Shared Secondary Only Dn-First Appr On Each Add'l Term	DS1F1	TBD	TBD	TBD	TBD	TBD	TBD	TBD	TBD	TBD
Shared Non-ISDN DN	DOE	TBD	TBD	TBD	TBD	TBD	TBD	TBD	TBD	TBD
Privacy Release	DS1FU	TBD	TBD	TBD	TBD	TBD	TBD	TBD	TBD	TBD
Manual Exclusion	DS1FM	TBD	TBD	TBD	TBD	TBD	TBD	TBD	TBD	TBD
Call Forwarding Variable-Voice Or Voice/Data	LLNCV	TBD	TBD	TBD	TBD	TBD	TBD	TBD	TBD	TBD
Call Forwarding Variable - Data	LLOCD	TBD	TBD	TBD	TBD	TBD	TBD	TBD	TBD	TBD
Call Forwarding Variable - Feature Button - Voice	GJXCF	TBD	TBD	TBD	TBD	TBD	TBD	TBD	TBD	TBD
Call Forwarding Variable - Feature Button - Data	LLPCD	TBD	TBD	TBD	TBD	TBD	TBD	TBD	TBD	TBD
Call Forwarding Busy Line - Voice Or Voice/Data	LLQCV	TBD	TBD	TBD	TBD	TBD	TBD	TBD	TBD	TBD
Call Forwarding Busy Line - Data	LLRCD	TBD	TBD	TBD	TBD	TBD	TBD	TBD	TBD	TBD
Call Frwdng Busy Line-Prgrmmbl-Voice Or Voice/Data	M6AVA	TBD	TBD	TBD	TBD	TBD	TBD	TBD	TBD	TBD
Call Forwarding Busy Line - Programmable - Data	M6ADF	TBD	TBD	TBD	TBD	TBD	TBD	TBD	TBD	TBD
Call Forwarding Don't Answer - Voice Or Voice/Data	LLSCV	TBD	TBD	TBD	TBD	TBD	TBD	TBD	TBD	TBD
Call Forwarding Don't Answer - Data	LLUCD	TBD	TBD	TBD	TBD	TBD	TBD	TBD	TBD	TBD
Call Frwdng Don't Answer-Prgrmmble Voice Or Voice/Data	M6BVA	TBD	TBD	TBD	TBD	TBD	TBD	TBD	TBD	TBD
Call Forwarding Don't Answer - Programmable - Data	M6BDF	TBD	TBD	TBD	TBD	TBD	TBD	TBD	TBD	TBD
Call Frwdng Multiple Simultaneous - Voice Or Voice/Data	M6CV5	TBD	TBD	TBD	TBD	TBD	TBD	TBD	TBD	TBD
Call Forwarding Multiple Simultaneous - Data	M6CD5	TBD	TBD	TBD	TBD	TBD	TBD	TBD	TBD	TBD
Conference, Drop, Hold And Transfer	DS1FN	TBD	TBD	TBD	TBD	TBD	TBD	TBD	TBD	TBD
Six-Way Conference, Drop, Hold And Transfer	LLY6P	TBD	TBD	TBD	TBD	TBD	TBD	TBD	TBD	TBD
Multi-Line Hunt Group - Voice Or Voice/Data	HTG	TBD	TBD	TBD	TBD	TBD	TBD	TBD	TBD	TBD
Multi-Line Hunt Group - Data	HTGSD	TBD	TBD	TBD	TBD	TBD	TBD	TBD	TBD	TBD
Speed Calling	LLZSU	TBD	TBD	TBD	TBD	TBD	TBD	TBD	TBD	TBD
Visual Message Waiting Indicator	LLAVP	TBD	TBD	TBD	TBD	TBD	TBD	TBD	TBD	TBD
Audible Message Waiting Indicator	MWW	TBD	TBD	TBD	TBD	TBD	TBD	TBD	TBD	TBD
Additional Call Appearance, PDN Or DN	DS1FG	TBD	TBD	TBD	TBD	TBD	TBD	TBD	TBD	TBD
Call Tracing	NST	TBD	TBD	TBD	TBD	TBD	TBD	TBD	TBD	TBD
Call Return	NSS	TBD	TBD	TBD	TBD	TBD	TBD	TBD	TBD	TBD
Preferred Call Forwarding	NCE	TBD	TBD	TBD	TBD	TBD	TBD	TBD	TBD	TBD
Call Block	NSY	TBD	TBD	TBD	TBD	TBD	TBD	TBD	TBD	TBD
Repeat Dialing	NSQ	TBD	TBD	TBD	TBD	TBD	TBD	TBD	TBD	TBD
Per Line Blocking For Agencies/Law Enforcement	NOB	TBD	TBD	TBD	TBD	TBD	TBD	TBD	TBD	TBD
Per Line Blocking For Non-Pub Customers	NOBNN	TBD	TBD	TBD	TBD	TBD	TBD	TBD	TBD	TBD
Per Line Blocking For General Public	NOBPC	TBD	TBD	TBD	TBD	TBD	TBD	TBD	TBD	TBD
Per Line Blocking For Non-Pub, And Non-Listed Customer	NOBPP	TBD	TBD	TBD	TBD	TBD	TBD	TBD	TBD	TBD
Per Line Blocking For Non-Pub Customers	NOBNP	TBD	TBD	TBD	TBD	TBD	TBD	TBD	TBD	TBD
Per Line Blocking For Non-Pub Customers	NOBNR	TBD	TBD	TBD	TBD	TBD	TBD	TBD	TBD	TBD
Call Return Denial Of, Per Activation	BCR	TBD	TBD	TBD	TBD	TBD	TBD	TBD	TBD	TBD
Repeat Dialing, Denial Of, Per Activation	BRD	TBD	TBD	TBD	TBD	TBD	TBD	TBD	TBD	TBD
Automatic Line/Direct Connect	M6GN9	TBD	TBD	TBD	TBD	TBD	TBD	TBD	TBD	TBD
Make Set Busy	M6MPD	TBD	TBD	TBD	TBD	TBD	TBD	TBD	TBD	TBD
Selective Call Acceptance	M6K16	TBD	TBD	TBD	TBD	TBD	TBD	TBD	TBD	TBD
Call Park/Call Retrieve	M6HP6	TBD	TBD	TBD	TBD	TBD	TBD	TBD	TBD	TBD
Call Transfer System Exception	M6QTD	TBD	TBD	TBD	TBD	TBD	TBD	TBD	TBD	TBD
Make Set Busy - Intragroup	M6MGD	TBD	TBD	TBD	TBD	TBD	TBD	TBD	TBD	TBD
All Customized Code Restrictions	CREX+	TBD	TBD	TBD	TBD	TBD	TBD	TBD	TBD	TBD
Additional Listings	CLT	TBD	TBD	TBD	TBD	TBD	TBD	TBD	TBD	TBD
Additional Listing No Rate	FLT	TBD	TBD	TBD	TBD	TBD	TBD	TBD	TBD	TBD
Cross Reference Listing	LLT	TBD	TBD	TBD	TBD	TBD	TBD	TBD	TBD	TBD
Non-Pub Listing No Rate	NP3	TBD	TBD	TBD	TBD	TBD	TBD	TBD	TBD	TBD
Non-List Listing	NLT	TBD	TBD	TBD	TBD	TBD	TBD	TBD	TBD	TBD

BELLSOUTH/Xspedius RATES NETWORK ELEMENTS
AND OTHER SERVICES
PORTS

DESCRIPTION	USOC	AL	FL	GA	KY	LA	MS	NC	SC	TN	
Non-List Listing No Rate	NLE	TBD	TBD	TBD	TBD	TBD	TBD	TBD	TBD	TBD	
Alternate Call Listing	FNA	TBD	TBD	TBD	TBD	TBD	TBD	TBD	TBD	TBD	
Manual Service Order Charge	SOMAN	TBD	TBD	TBD	TBD	TBD	TBD	TBD	TBD	TBD	
All Selective Class Of Call Screening	SRG++	TBD	TBD	TBD	TBD	TBD	TBD	TBD	TBD	TBD	
ISDN Message Waiting Indication-Lamp, per month											
NRC		\$0.01	NA	NA	NA	NA	\$0.0105	\$0.0107	\$0.0138	NA	
NRC - Disconnect		\$1.03	NA	NA	NA	NA	\$1.02	\$1.47	\$1.47	NA	
NRC - Disconnect		\$0.55	NA	NA	NA	NA	\$0.5466	NA	NA	NA	
ISDN Feature Function Buttons											
NRC		NA	NA	NA	NA	NA	NA	NA	NA	NA	
NRC - Disconnect		\$1.03	NA	NA	NA	NA	\$1.02	\$1.51	\$1.51	NA	
NRC - Disconnect		\$0.55	NA	NA	NA	NA	\$0.5466	NA	NA	NA	
Subsequent Ordering Charge – (per order, per line)											
NRC - Electronic - 1st		NA	NA	NA	NA	NA	NA	NA	NA	NA	
NRC - Electronic - Add'l		\$2.88	NA	NA	NA	NA	\$2.84	\$5.42	\$1.36	NA	
NRC - Manual - 1st		\$0.96	NA	NA	NA	NA	\$0.95	\$0.95	\$0.71	NA	
NRC - Manual - Add'l		\$4.80	NA	NA	NA	NA	\$4.73	\$1.89	\$7.35	NA	
NRC - Disconnect		\$0.96	NA	NA	NA	NA	\$0.95	NA	\$0.95	NA	
NRC - Disconnect		\$2.88	NA	NA	NA	NA	\$2.84	NA	NA	NA	
Unbundled Port Usage Charges											
End Office Switching (Port Usage)											
End Office Switching Function, per mou	N/A	\$0.0018	\$0.0008846	\$0.0016333	\$0.002562	\$0.0021	\$0.0023771	\$0.0017000	\$0.0019295	\$0.0008	
End Office Interoffice Trunk Port—Shared, per mou	N/A	\$0.0002	\$0.0001893	\$0.0001564	NA	\$0.0002	\$0.0001927	NA	\$0.0002581	NA	
Tandem Switching (Port Usage) (Local or Access Tandem)											
Tandem Switching Function per mou	N/A	\$0.00063	\$0.0001522	\$0.0006757	\$0.001096	\$0.0008	\$0.0007834	\$0.0009	\$0.0006843	\$0.000978	
Tandem Interoffice Trunk Port - Shared per mou			\$0.0002713	\$0.0002126	NA	\$0.0003	\$0.0002834	NA	\$0.0004034	NA	
Common (Shared) Transport											
Common (Shared) Transport per mile per mou	N/A	\$0.00001	\$0.0000039	\$0.000008	\$0.0000049	\$0.0000083	\$0.0000091	\$0.00001	\$0.0000121	\$0.0000064	
Common (Shared) Transport Facilities Termination per mou	N/A	\$0.00045	\$0.0004579	\$0.0004152	\$0.000426	\$0.00047	\$0.0004281	\$0.00034	\$0.0004672	\$0.0003871	
NOTES:											
1	Interim rates subject to true-up.										
1	Port rate includes all available features.										
2	Transmission/usage charges associated with POTS circuit switched usage will also apply to circuit switched voice and/or circuit switched data transmission by B-Channels associated with 2-wire ISDN ports.										
3	Access to B Channel or D Channel Packet capabilities will be available only through BFR/New Business Request Process. Rates for the packet capabilities will be determined via the Bona Fide Request/New Business Request Process.										
4	This rate element is for those states which have a specific rate for User Profile per B Channel.										
5	This rate element is for use in those states with a different rate for additional minutes of use.										
6	Rates in TN and FL are interim and shall be trued-up when final rates are ordered.										

BELLSOUTH/Xspedius RATES
 NETWORK ELEMENTS
 AND OTHER SERVICES
 TRANSPORT

		USOC	AL	FL	GA	KY	LA	MS	NC	SC	TN
UNBUNDLED DEDICATED TRANSPORT - Local Channel											
Local Channel - Dedicated - 2-Wire VG											
2-wire VG per mile	1L5NC	\$0.00	\$0.00	\$0.00	\$0.00	\$0.00	\$0.00	\$0.00	\$0.00	\$0.00	\$0.00
2-wire VG Monthly Recurring per month	ULDV2	\$14.61	\$29.33	\$13.91	\$22.26	\$14.94	\$17.83	\$14.83	\$16.83	\$19.02	
NRC - 2-wire VG - 1st	ULDV2	\$494.65	\$386.34	\$382.95	\$585.15	\$347.49	\$487.62	\$553.80	\$554.00	\$199.33	
NRC - 2-wire VG -Add'l	ULDV2	\$84.44	\$66.36	\$62.40	\$98.53	\$59.75	\$84.35	\$89.69	\$88.58	\$24.16	
NRC - 2-Wire VG - Disconnect Chg - 1st	ULDV2	\$77.81	\$67.91	NA	NA	\$53.68	\$77.69	NA	NA	\$54.81	
NRC - 2-Wire VG - Disconnect Chg - Add'l	ULDV2	\$7.63	\$5.92	NA	NA	\$6.60	\$8.95	NA	NA	\$4.80	
NRC - Manual Svc Order, per LSR	SOMAN	NA	\$21.56	NA	\$19.99	NA	NA	NA	NA	\$19.99	
NRC - Manual Svc Order, per LSR disconnect	SOMAN	NA	\$3.84	NA	NA	NA	NA	NA	NA	NA	
NRC - Electronic Svc Order, per LSR	SOMECE	\$3.50	\$2.75	\$3.50	\$3.50	\$3.50	\$3.50	\$3.50	\$3.50	\$3.50	
NRC - Electronic Svc Order, per LSR disconnect	SOMECE	NA	\$0.42	NA	NA	NA	NA	NA	NA	NA	
NRC - 2-Wire VG - Incremental Charge--Manual Svc Order - 1st	SOMAN	\$27.37	NA	\$18.94	\$41.46	\$18.14	\$25.50	\$42.17	\$43.75	NA	
NRC - 2-Wire VG - Incremental Charge--Manual Svc Order - Add'l	SOMAN	\$18.37	NA	\$8.42	\$11.99	\$8.06	\$11.34	\$12.76	\$13.55	NA	
NRC - 2-Wire VG - Incremental Charge--Manual Svc Order-Disconnect	SOMAN	\$17.75	NA	NA	NA	\$11.40	\$16.05	NA	NA	NA	
Local Channel - Dedicated - 2-Wire VG Rev. Bat.											
2-wire VG per mile	1L5NC	\$0.00	\$0.00	\$0.00	\$0.00	\$0.00	\$0.00	\$0.00	\$0.00	\$0.00	\$0.00
2-wire VG Monthly Recurring per month	ULDR2	\$14.61	\$29.33	\$13.91	\$22.26	\$14.94	\$17.83	\$14.83	\$16.83	\$19.02	
NRC - 2-wire VG - 1st	ULDR2	\$494.65	\$3,865.34	\$382.95	\$585.15	\$347.49	\$487.62	\$553.80	\$554.00	\$199.33	
NRC - 2-wire VG -Add'l	ULDR2	\$84.44	\$66.36	\$62.40	\$98.53	\$59.75	\$84.35	\$89.69	\$88.58	\$24.16	
NRC - 2-Wire VG - Disconnect Chg - 1st	ULDR2	\$77.81	\$67.91	NA	NA	\$53.68	\$77.69	NA	NA	\$54.81	
NRC - 2-Wire VG - Disconnect Chg - Add'l	ULDR2	\$7.63	\$5.92	NA	NA	\$6.60	\$8.95	NA	NA	\$4.80	
NRC - Manual Svc Order, per LSR	SOMAN	NA	\$21.56	NA	\$19.99	NA	NA	NA	NA	\$19.99	
NRC - Manual Svc Order, per LSR disconnect	SOMAN	NA	\$3.84	NA	NA	NA	NA	NA	NA	NA	
NRC - Electronic Svc Order, per LSR	SOMECE	\$3.50	\$2.75	\$3.50	\$3.50	\$3.50	\$3.50	\$3.50	\$3.50	\$3.50	
NRC - Electronic Svc Order, per LSR disconnect	SOMECE	NA	\$0.42	NA	NA	NA	NA	NA	NA	NA	
NRC - 2-Wire VG - Incremental Charge--Manual Svc Order - 1st	SOMAN	\$27.37	NA	\$18.94	\$41.46	\$18.14	\$25.50	\$42.17	\$43.75	NA	
NRC - 2-Wire VG - Incremental Charge--Manual Svc Order - Add'l	SOMAN	\$18.37	NA	\$8.42	\$11.99	\$8.06	\$11.34	\$12.76	\$13.55	NA	
NRC - 2-Wire VG - Incremental Charge--Manual Svc Order-Disconnect	SOMAN	\$17.75	NA	NA	NA	\$11.40	\$16.05	NA	NA	NA	
Local Channel - Dedicated - 4-Wire VG											
4-wire VG per mile	1L5NC	\$0.00	\$0.00	\$0.00	\$0.00	\$0.00	\$0.00	\$0.00	\$0.00	\$0.00	\$0.00
4-wire VG Monthly Recurring per month	ULDV4	\$15.77	\$30.50	\$14.99	\$23.38	\$16.21	\$19.03	\$15.87	\$18.05	\$20.14	
NRC - 4-Wire VG - 1st	ULDV4	\$502.43	\$387.21	\$368.44	\$585.15	\$352.75	\$495.25	\$562.23	\$562.46	\$201.53	
NRC - 4-Wire VG - Add'l	ULDV4	\$86.68	\$67.22	NA	\$98.53	\$61.33	\$86.56	\$92.67	\$91.57	\$24.83	
NRC - 4-Wire VG - Disconnect Chg - 1st	ULDV4	\$78.71	\$68.78	NA	NA	\$54.36	\$78.58	NA	NA	\$55.52	
NRC - 4-Wire VG - Disconnect Chg - Add'l	ULDV4	\$8.53	\$6.79	NA	NA	\$7.28	\$9.84	NA	NA	\$5.51	
NRC - Manual Svc Order, per LSR	SOMAN	NA	\$21.56	NA	\$19.99	NA	NA	NA	NA	\$19.99	
NRC - Manual Svc Order, per LSR disconnect	SOMAN	NA	\$3.84	NA	NA	NA	NA	NA	NA	NA	
NRC - Electronic Svc Order, per LSR	SOMECE	\$3.50	\$2.75	\$3.50	\$3.50	\$3.50	\$3.50	\$3.50	\$3.50	\$3.50	
NRC - Electronic Svc Order, per LSR disconnect	SOMECE	\$3.50	\$0.42	NA	NA	NA	NA	NA	NA	NA	
NRC - 4-Wire VG - Incremental Charge--Manual Svc Order - 1st	SOMAN	\$27.37	NA	\$18.94	\$41.46	\$18.14	\$25.52	\$42.17	\$43.64	NA	
NRC - 4-Wire VG - Incremental Charge--Manual Svc Order - Add'l	SOMAN	\$18.73	NA	\$8.42	\$11.99	\$8.06	\$11.34	\$12.76	\$13.55	NA	
NRC - 4-Wire VG - Incremental Charge--Manual Svc Order-Disconnect	SOMAN	\$17.75	NA	NA	NA	\$11.40	\$17.25	NA	NA	NA	
Local Channel - Dedicated - DS1											
DS1 per mile	1L5NC	\$0.00	\$0.00	\$0.00	\$0.00	\$0.00	\$0.00	\$0.00	\$0.00	\$0.00	\$0.00
DS1 per month	ULDF1	\$35.52	\$43.53	\$38.36	\$43.80	\$43.80	\$38.91	\$35.68	\$37.20	\$40.27	
NRC - DS1 - 1st	ULDF1	\$503.57	\$242.45	\$356.15	\$538.95	\$348.56	\$494.83	\$534.48	\$534.81	\$277.35	
NRC - DS1 - Add'l	ULDF1	\$442.84	\$226.44	\$312.89	\$464.94	\$300.30	\$435.28	\$462.69	\$462.81	\$233.26	
NRC - DS1 - Disconnect Chg - 1st	ULDF1	\$46.28	\$41.13	\$122.31	NA	\$24.15	\$46.85	NA	NA	\$33.18	
NRC - DS1 - Disconnect Chg - Add'l	ULDF1	\$32.18	\$28.28	\$119.14	NA	\$21.31	\$33.02	NA	NA	\$22.30	
NRC - Manual Svc Order, per LSR	SOMAN	NA	\$21.56	NA	\$19.99	NA	NA	NA	NA	\$19.99	
NRC - Manual Svc Order, per LSR disconnect	SOMAN	NA	\$3.84	NA	NA	NA	NA	NA	NA	NA	
NRC - Electronic Svc Order, per LSR	SOMECE	\$3.50	\$2.75	\$3.50	\$3.50	\$3.50	\$3.50	\$3.50	\$3.50	\$3.50	

BELLSOUTH/Xspedius RATES
NETWORK ELEMENTS
AND OTHER SERVICES
TRANSPORT

		NRC - Electronic Svc Order, per LSR disconnect	SOME C	NA	\$0.42	NA	NA	NA	NA	NA	NA	NA
		NRC - DS1 - Incremental Charge--Manual Svc Order - 1st	SOMAN	\$61.95	NA	\$44.22	\$87.71	\$42.34	\$59.58	\$86.15	\$87.99	NA
		NRC - DS1 - Incremental Charge--Manual Svc Order - Add'l	SOMAN	\$0.00	NA	NA	NA	NA	NA	\$1.77	\$3.11	NA
		NRC - DS1 - Incremental Charge--Manual Svc Order-Disconnect	SOMAN	\$29.27	NA	\$18.03	NA	\$19.48	\$27.40	NA	NA	NA
		Local Channel - Dedicated - DS3										
		DS3 - per mile per month	1L5NC	\$8.44	\$9.16	\$6.92	\$34.00	\$30.34	NA	NA	\$12.08	\$23.76
		DS3 - Facility Termination per month	ULDF3	\$535.92	\$556.27	\$515.91	\$635.09	\$669.01	\$533.33	\$498.87	\$493.31	\$607.28
		NRC - DS3 - Facility Termination - 1st	ULDF3	\$640.54	\$903.37	\$639.50	\$1,091	\$709.14	\$526.67	\$562.25	\$735.42	\$726.16
		NRC - DS3 - Facility Termination - Add'l	ULDF3	\$426.28	\$528.05	\$426.31	\$661.23	\$402.63	\$493.71	\$527.88	\$519.31	\$411.64
		NRC - DS3 - Facility Termination - Disconnect - 1st	ULDF3	\$121.72	\$221.46	\$122.31	NA	\$102.16	\$42.41	NA	NA	\$103.36
		NRC - DS3 - Facility Termination - Disconnect - Add'l	ULDF3	\$118.54	\$154.90	\$119.14	NA	\$99.46	\$40.87	NA	NA	\$100.59
		NRC - Manual Svc Order, per LSR	SOMAN	NA	\$21.56	NA	\$19.99	NA	NA	NA	NA	\$19.99
		NRC - Manual Svc Order, per LSR disconnect	SOMAN	NA	\$3.84	NA	NA	NA	NA	NA	NA	NA
		NRC - Electronic Svc Order, per LSR	SOME C	\$3.50	\$2.75	\$3.50	\$3.50	\$3.50	\$3.50	\$3.50	\$3.50	\$3.50
		NRC - Electronic Svc Order, per LSR disconnect	SOME C	NA	\$0.42	NA	NA	NA	NA	NA	NA	NA
		NRC - DS3 -Incremental Charge--Manual Svc Order - 1st	SOMAN	\$38.48	NA	\$37.55	\$93.12	\$50.25	\$31.49	\$56.25	\$54.26	NA
		NRC - DS3 - Incremental Charge--Manual Svc Order - Add'l	SOMAN	\$38.48	NA	\$37.55	\$93.12	\$50.25	\$31.49	\$56.25	\$54.26	NA
		NRC - DS3 - Incremental Charge--Manual Svc Order-Disconnect -1st	SOMAN	\$19.03	NA	\$18.03	NA	\$20.94	\$25.35	NA	NA	NA
		NRC - DS3 - Incremental Charge--Manual Svc Order-Disconnect-Add'l	SOMAN	\$19.03	NA	\$18.03	NA	\$20.94	\$25.35	NA	NA	NA
		Local Channel - Dedicated - STS-1										
		STS-1 - per mile per month	1L5NC	\$8.44	\$9.16	\$6.92	\$34.00	\$8.77	\$38.98	NA	\$12.08	\$25.11
		STS-1 - Facility Termination per month	ULDFS	\$525.40	\$565.48	\$517.56	\$635.09	\$558.00	\$531.39	\$498.87	\$481.14	\$615.65
		NRC - STS-1 - Facility Termination - 1st	ULDFS	\$640.54	\$903.37	\$639.50	\$1,091	\$594.71	\$1,084.33	\$562.25	\$735.42	\$1,085.73
		NRC - STS-1 - Facility Termination - Add'l	ULDFS	\$426.82	\$528.05	\$426.40	\$661.23	\$396.54	\$682.13	\$527.88	\$519.31	\$683.01
		NRC - STS-1 - Facility Termination - Disconnect - 1st	ULDFS	\$121.72	\$221.46	\$122.31	NA	\$113.75	\$42.41	NA	NA	\$103.36
		NRC - STS-1 - Facility Termination - Disconnect - Add'l	ULDFS	\$118.54	\$154.90	\$119.14	NA	\$110.80	\$40.87	NA	NA	\$100.59
		NRC - Manual Svc Order, per LSR	SOMAN	NA	\$21.56	NA	\$19.99	NA	NA	NA	NA	\$19.99
		NRC - Manual Svc Order, per LSR disconnect	SOMAN	NA	\$3.84	NA	NA	NA	NA	NA	NA	NA
		NRC - Electronic Svc Order, per LSR	SOME C	\$3.50	\$2.75	\$3.50	\$3.50	\$3.50	\$3.50	\$3.50	\$3.50	\$3.50
		NRC - Electronic Svc Order, per LSR disconnect	SOME C	NA	\$0.42	NA	NA	NA	NA	NA	NA	NA
		NRC - STS-1 -Incremental Charge--Manual Svc Order - 1st	SOMAN	\$38.48	NA	\$37.55	\$93.12	\$34.92	\$96.10	\$56.25	\$54.26	NA
		NRC - STS-1 - Incremental Charge--Manual Svc Order - Add'l	SOMAN	\$38.48	NA	\$37.55	\$93.12	\$34.92	\$96.10	\$56.25	\$54.26	NA
		NRC - STS-1 - Incremental Charge--Manual Svc Order-Disconnect -1st	SOMAN	\$19.03	NA	\$18.03	NA	\$16.77	\$25.35	NA	NA	NA
		NRC - STS-1 - Incremental Charge--Manual Svc Order-Disconnect-Add'l	SOMAN	\$19.03	NA	\$18.03	NA	\$16.77	\$25.35	NA	NA	NA
		Local Channel - Dedicated - OC3										
		OC3 per mile per month	1L5NC	\$7.09	\$8.93	\$5.82	\$28.56	\$25.48	\$35.55	\$21.27	\$10.15	\$19.95
		OC3 Facility Termination per month		\$1,123	\$648.60	\$914.22	\$1,493	\$1,179	\$873.23	\$914.18	\$493.31	\$1,263
		NRC - OC3 - Facility Termination - 1st		\$949.63	\$966.45	\$947.69	\$1,543	\$1,025	\$1,427.00	\$1,543	\$735.42	\$1,050
		NRC - OC3 - Facility Termination - Add'l		\$413.38	\$408.85	\$413.00	\$661.23	\$402.63	\$549.17	\$670.92	\$519.31	\$411.64
		NRC - OC3 - Facility Termination - Disconnect Chg - 1st		\$121.72	\$11.56	\$122.31	NA	\$102.16	\$134.07	NA	NA	\$103.36
		NRC - OC3 - Facility Termination - Disconnect Chg - Add'l		\$118.54	\$108.34	\$119.14	NA	\$99.46	\$130.59	NA	NA	\$100.59
		NRC - Manual Svc Order, per LSR	SOMAN	NA	\$21.56	NA	\$19.99	NA	NA	NA	NA	\$19.99
		NRC - Manual Svc Order, per LSR disconnect	SOMAN	NA	\$3.84	NA	NA	NA	NA	NA	NA	NA
		NRC - Electronic Svc Order, per LSR	SOME C	\$3.50	\$2.75	\$3.50	\$3.50	\$3.50	\$3.50	\$3.50	\$3.50	\$3.50
		NRC - Electronic Svc Order, per LSR disconnect	SOME C	NA	\$0.42	NA	NA	NA	NA	NA	NA	NA
		NRC - OC3 - Incremental Charge--Manual Svc Order - 1st	SOMAN	\$38.48	NA	\$37.55	\$93.12	\$50.25	\$68.62	\$99.10	\$54.26	NA
		NRC - OC3 - Incremental Charge--Manual Svc Order - Add'l	SOMAN	\$38.48	NA	\$37.55	\$93.12	\$50.25	\$68.62	\$99.10	\$54.26	NA
		NRC - OC3 - Incremental Charge--Manual Svc Order-Disconnect-1st	SOMAN	\$19.03	NA	\$18.03	NA	\$20.94	\$28.59	NA	NA	NA
		NRC - OC3 - Incremental Charge--Manual Svc Order-Disconnect-Add'l	SOMAN	\$19.03	NA	\$18.03	NA	\$20.94	\$28.59	NA	NA	NA
		Local Channel - Dedicated - OC12										
		OC12 per mile per month	1L5NC	\$10.13	\$2,053.06	\$8.31	\$40.80	\$36.40	\$50.79	\$30.38	\$14.50	\$28.51
		OC12 Facility Termination per month		\$5,630	\$1,183.46	\$3,185.00	\$4,492	\$3,895	\$3,414.00	\$3,316	\$4,414	\$7,158

BELLSOUTH/Xpedius RATES
NETWORK ELEMENTS
AND OTHER SERVICES
TRANSPORT

	2-Wire VG - per mile per month	1L5XX	\$0.0339	\$0.0098	\$0.0222	\$0.0301	\$0.0384	\$0.0323	\$0.0282	\$0.0373	\$0.0173
	2-Wire VG - Facility Termination per month	U1TR2	\$18.49	\$26.52	\$17.07	\$27.66	\$19.10	\$21.33	\$18.00	\$21.42	\$18.33
	NRC - 2-wire VG - Facility Termination -1st	U1TR2	\$107.11	\$81.09	\$79.61	\$142.31	\$76.20	\$106.72	\$137.48	\$136.44	\$55.39
	NRC - 2-wire VG - Facility Termination - Add'l	U1TR2	\$48.27	\$54.83	\$36.08	\$56.21	\$34.54	\$48.83	\$52.58	\$51.37	\$17.37
	NRC - 2-wire VG -Facility Termination - Disconnect Charge -1st	U1TR2	\$37.16	\$31.01	NA	NA	\$28.03	\$38.05	NA	NA	\$27.96
	NRC - 2-wire VG - Facility Termination - Disconnect Charge -Add'l	U1TR2	\$5.88	\$12.78	NA	NA	\$5.37	\$7.23	NA	NA	\$3.51
	NRC - Manual Svc Order, per LSR	SOMAN	NA	\$21.56	NA	\$19.99	NA	NA	NA	NA	\$19.99
	NRC - Manual Svc Order, per LSR disconnect	SOMAN	NA	\$3.84	NA	NA	NA	NA	NA	NA	NA
	NRC - Electronic Svc Order, per LSR	SOMECE	\$3.50	\$2.75	\$3.50	\$3.50	\$3.50	\$3.50	\$3.50	\$3.50	\$3.50
	NRC - Electronic Svc Order, per LSR disconnect	SOMECE	NA	\$0.42	NA	NA	NA	NA	NA	NA	NA
	NRC - 2-wire VG - Incremental Charge--Manual Svc Order - 1st	SOMAN	\$27.37	NA	\$18.94	\$37.21	\$18.14	\$25.52	\$38.07	\$39.63	NA
	NRC - 2-wire VG - Incremental Charge--Manual Svc Order - Add'l	SOMAN	\$27.37	NA	\$18.94	\$37.21	\$18.14	\$25.52	\$38.07	\$39.63	NA
	NRC - 2-wire VG - Incremental Charge--Manual Svc Order-Disconnect--1st	SOMAN	\$12.97	NA	NA	NA	\$8.06	\$11.34	NA	NA	NA
	NRC - 2-wire VG - Incremental Charge--Manual Svc Order-Disconnect--Add'l	SOMAN	\$12.97	NA	NA	NA	\$8.06	\$11.34	NA	NA	NA
	Common (Shared) Transport										
	Common (Shared) Transport per mile per mou	NA	\$0.00001	\$0.000012	\$0.000008	\$0.0000049	\$0.0000083	\$0.0000091	\$0.00001	\$0.0000121	\$0.00004
	Common (Shared) Transport Facilities Termination per mou	NA	\$0.00045	\$0.0005	\$0.0004152	\$0.000426	\$0.00047	\$0.0004281	\$0.00034	\$0.0004672	\$0.00036
	Interoffice Transport - Dedicated - 4-wire VG										
	4-Wire VG - per mile per month	1L5XX	NA	\$0.0098	NA	NA	NA	NA	NA	NA	NA
	4-Wire VG - Facility Termination per month	U1TV4	NA	\$23.64	NA	NA	NA	NA	NA	NA	NA
	NRC - 4-wire VG - Facility Termination -1st	U1TV4	NA	\$81.09	NA	NA	NA	NA	NA	NA	NA
	NRC - 4-wire VG - Facility Termination - Add'l	U1TV4	NA	\$54.63	NA	NA	NA	NA	NA	NA	NA
	NRC - 4-wire VG -Facility Termination - Disconnect Charge -1st	U1TV4	NA	\$31.01	NA	NA	NA	NA	NA	NA	NA
	NRC - 4-wire VG - Facility Termination - Disconnect Charge -Add'l	U1TV4	NA	\$12.78	NA	NA	NA	NA	NA	NA	NA
	NRC - Manual Svc Order, per LSR	SOMAN	NA	\$21.56	NA	NA	NA	NA	NA	NA	NA
	NRC - Manual Svc Order, per LSR disconnect	SOMAN	NA	\$3.84	NA	NA	NA	NA	NA	NA	NA
	NRC - Electronic Svc Order, per LSR	SOMECE	NA	\$2.77	NA	NA	NA	NA	NA	NA	NA
	NRC - Electronic Svc Order, per LSR disconnect	SOMECE	NA	\$0.42	NA	NA	NA	NA	NA	NA	NA
	NRC - 4-wire VG - Incremental Charge--Manual Svc Order - 1st	SOMAN	NA	NA	NA	NA	NA	NA	NA	NA	NA
	NRC - 4-wire VG - Incremental Charge--Manual Svc Order - Add'l	SOMAN	NA	NA	NA	NA	NA	NA	NA	NA	NA
	NRC - 4-wire VG - Incremental Charge--Manual Svc Order-Disconnect--1st	SOMAN	NA	NA	NA	NA	NA	NA	NA	NA	NA
	NRC - 4-wire VG - Incremental Charge--Manual Svc Order-Disconnect--Add'l	SOMAN	NA	NA	NA	NA	NA	NA	NA	NA	NA
	Interoffice Transport - Dedicated - DS0 - 56kbps										
	DS0 - per mile per month	1L5XX	\$0.0339	\$0.0098	\$0.0222	\$0.0301	\$0.0384	\$0.0323	\$0.0282	\$0.0373	\$0.1730
	DS0 - Facility Termination per month	U1TD5	\$17.81	\$19.31	\$16.45	\$26.95	\$18.37	\$20.64	\$17.40	\$20.71	\$17.74
	NRC - DS0 - Facility Termination - 1st	U1TD5	\$107.11	\$81.11	\$79.61	\$142.31	\$76.20	\$106.72	\$137.48	\$136.44	\$55.39
	NRC - DS0 - Facility Termination - Add'l	U1TD5	\$48.27	\$54.83	\$36.08	\$56.21	\$34.54	\$48.83	\$52.58	\$51.37	\$17.37
	NRC - DS0 -Facility Termination - Disconnect Charge - 1st	U1TD5	\$37.16	\$31.01	NA	NA	\$28.03	\$38.05	NA	NA	\$27.96
	NRC - DS0 - Facility Termination - Disconnect Charge - Add'l	U1TD5	\$5.88	\$12.78	NA	NA	\$5.37	\$7.23	NA	NA	\$3.51
	NRC - Manual Svc Order, per LSR	SOMAN	NA	\$21.56	NA	\$19.99	NA	NA	NA	NA	\$19.99
	NRC - Manual Svc Order, per LSR disconnect	SOMAN	NA	\$3.84	NA	NA	NA	NA	NA	NA	NA
	NRC - Electronic Svc Order, per LSR	SOMECE	\$3.50	\$2.77	\$3.50	\$3.50	\$3.50	\$3.50	\$3.50	\$3.50	\$3.50
	NRC - Electronic Svc Order, per LSR disconnect	SOMECE	NA	\$0.42	NA	NA	NA	NA	NA	NA	NA
	NRC - DS0 -Incremental Charge--Manual Svc Order - 1st	SOMAN	\$27.37	NA	\$18.94	\$37.21	\$18.14	\$25.52	\$38.07	\$39.63	NA
	NRC -DS0 - Incremental Charge--Manual Svc Order - Add'l	SOMAN	\$27.37	NA	\$18.94	\$37.21	\$18.14	\$25.52	\$38.07	\$39.63	NA
	NRC - DS0 -Incremental Charge--Manual Svc Order-Disconnect--1st	SOMAN	\$12.97	NA	NA	NA	\$8.06	\$11.34	NA	NA	NA
	NRC - DS0 -Incremental Charge--Manual Svc Order-Disconnect--Add'l	SOMAN	\$12.97	NA	NA	NA	\$8.06	\$11.34	NA	NA	NA
	Interoffice Transport - Dedicated -DS0 - 64 kbps										
	DS0 - per mile per month	1L5XX	\$0.0339	\$0.0098	\$0.0222	\$0.0301	\$0.0384	\$0.0323	\$0.0282	\$0.0373	\$0.1730
	DS0 - Facility Termination per month	U1TD6	\$17.81	\$19.31	\$16.45	\$26.95	\$18.37	\$20.64	\$17.40	\$20.71	\$17.74
	NRC - DS0 - Facility Termination - 1st	U1TD6	\$107.11	\$81.11	\$79.61	\$142.31	\$76.20	\$106.72	\$137.48	\$136.44	\$55.39
	NRC - DS0 - Facility Termination - Add'l	U1TD6	\$48.27	\$54.83	\$36.08	\$56.21	\$34.54	\$48.83	\$52.58	\$51.37	\$17.37

BELLSOUTH/Xspedius RATES
NETWORK ELEMENTS
AND OTHER SERVICES
TRANSPORT

	NRC - OC48 - Incremental Cost - Manual Svc. Order vs. Elect-Disconnect-Add'l	SOMAN	\$19.03	NA	\$18.03	NA	\$20.94	\$28.59	\$29.76	NA	NA
	NRC - OC48-Interface-Incremental Cost-Manual Svc. Order vs. Elec-Disconn	SOMAN	\$19.03	NA	\$18.03	NA	\$20.94	\$28.59	\$29.76	NA	NA
	NRC - OC48-Interface-Incremental Cost-Manual Svc. Order vs. Elec-Disconn	SOMAN	\$19.03	NA	\$18.03	NA	\$20.94	\$28.59	\$29.76	NA	NA
	UNBUNDLED CHANNELIZATION										
	DS3 Channelization (DS3 to DS1)										
	per Channelized System (28 DS1) per month	MQ3	\$225.36	\$220.97	\$182.04	\$236.32	\$245.84	\$229.30	\$226.81	\$200.01	\$222.98
	NRC - 1st	MQ3	\$265.87	\$356.40	\$265.91	\$425.41	\$259.76	\$356.80	\$351.95	\$321.54	\$265.08
	NRC - Add'l	MQ3	\$188.51	\$188.00	\$188.78	\$303.33	\$182.64	\$247.40	\$243.76	\$234.30	\$185.94
	NRC -1st - Disconnect	MQ3	\$71.76	\$61.64	\$72.50	NA	\$60.96	\$79.94	\$77.90	NA	\$61.09
	NRC -Add'l - Disconnect	MQ3	\$52.03	\$58.98	\$59.96	NA	\$50.46	\$65.20	\$63.32	NA	\$50.31
	per Interface per month (COCI)	UC1D1	\$17.22	\$14.40	\$11.02	\$8.52	\$7.55	\$5.58	\$4.61	\$11.99	\$3.91
	NRC - 1st	UC1D1	\$12.05	\$13.16	\$12.02	\$15.86	\$12.29	\$15.85	\$15.76	\$12.05	\$12.61
	NRC - Add'l	UC1D1	\$8.69	\$9.43	\$8.66	\$11.36	\$8.80	\$11.35	\$11.28	\$8.68	\$9.03
	NRC - Manual Svc Order, per LSR	SOMAN	NA	\$21.56	NA	\$19.99	NA	NA	NA	NA	\$19.99
	NRC - Manual Svc Order, per LSR disconnect	SOMAN	NA	\$3.84	NA	NA	NA	NA	NA	NA	NA
	NRC - Electronic Svc Order, per LSR	SOMEK	\$3.50	\$2.77	\$3.50	\$3.50	\$3.50	\$3.50	\$3.50	\$3.50	\$3.50
	NRC - Electronic Svc Order, per LSR disconnect	SOMEK	NA	\$0.43	NA	NA	NA	NA	NA	NA	NA
	Channel System - Incremental Cost - Manual Svc. Order vs. Electronic -1st	SOMAN	\$15.61	NA	\$14.75	\$41.47	\$19.74	\$26.95	\$28.13	\$25.59	\$21.71
	Channel System - Incremental Cost - Manual Svc. Order vs. Electronic -Add'l	SOMAN	\$7.39	NA	\$6.55	\$11.99	\$8.77	\$11.98	\$13.33	\$8.92	\$10.46
	Incremental Cost-Manual Svc. Order vs. Elect -Disconnect - 1st	SOMAN	\$11.67	NA	\$10.60	NA	\$12.43	\$16.97	\$18.26	NA	\$14.21
	Incremental Cost-Manual Svc. Order vs. Elect -Disconnect - Add'l	SOMAN	\$0.9469	NA	NA	NA	NA	NA	\$1.48	NA	\$1.46
	DS1 Channelization (DS1 to DS0)										
	per Channelized System (24 DS0) per month	MQ1	\$136.82	\$153.60	\$126.22	\$200.01	\$209.87	\$146.87	\$177.72	\$147.51	\$165.21
	NRC - 1st	MQ1	\$197.98	\$182.14	\$198.22	\$302.82	\$193.63	\$271.52	\$267.19	\$220.89	\$197.21
	NRC - Add'l	MQ1	\$123.12	\$125.18	\$123.59	\$184.20	\$118.37	\$164.56	\$161.43	\$137.15	\$119.99
	NRC -1sr - Disconnect	MQ1	\$30.18	\$19.52	\$31.03	NA	\$26.44	\$36.38	\$34.55	NA	\$25.66
	NRC -Add'l - Disconnect	MQ1	\$18.86	\$18.14	\$19.75	NA	\$16.83	\$11.98	\$21.14	NA	\$15.81
	- Interface (COCI)										
	per OCU-DP(data) card per month (2.4-64kbs)	1D1DD	\$1.66	\$2.20	\$1.86	\$2.94	\$3.12	\$2.86	\$2.88	\$2.34	\$2.46
	NRC - 1st	1D1DD	\$12.05	\$13.16	\$12.02	\$15.86	\$12.29	\$15.85	\$15.76	\$12.05	\$12.61
	NRC - Add'l	1D1DD	\$8.69	\$9.43	\$8.66	\$11.36	\$8.80	\$11.35	\$11.28	\$8.68	\$9.03
	per BRITE card per month	UC1CA	\$3.41	\$3.83	\$3.71	\$4.04	\$4.18	\$3.88	\$3.76	\$4.21	\$3.33
	NRC - 1st	UC1CA	\$12.05	\$13.16	\$12.02	\$15.86	\$12.29	\$15.85	\$15.76	\$12.05	\$12.61
	NRC - Add'l	UC1CA	\$8.69	\$9.43	\$8.66	\$11.36	\$8.80	\$11.35	\$11.28	\$8.68	\$9.03
	per VG card per month (DS0)	1D1VG	\$0.8586	\$1.45	\$1.17	\$1.40	\$1.62	\$1.45	\$1.64	\$1.47	\$1.25
	NRC - 1st	1D1VG	\$12.05	\$13.16	\$12.02	\$15.86	\$12.29	\$15.85	\$15.76	\$12.05	\$12.61
	NRC - Add'l	1D1VG	\$8.69	\$9.43	\$8.66	\$11.36	\$8.80	\$11.35	\$11.28	\$8.68	\$9.03
	NRC - Manual Svc Order, per LSR	SOMAN	NA	\$21.56	NA	\$19.99	NA	NA	NA	NA	\$19.99
	NRC - Manual Svc Order, per LSR disconnect	SOMAN	NA	\$3.84	NA	NA	NA	NA	NA	NA	NA
	NRC - Electronic Svc Order, per LSR	SOMEK	\$3.50	\$2.77	\$3.50	\$3.50	\$3.50	\$3.50	\$3.50	\$3.50	\$3.50
	NRC - Electronic Svc Order, per LSR disconnect	SOMAN	NA	\$0.43	NA	NA	NA	NA	NA	NA	NA
	Channel System - Incremental Cost - Manual Svc. Order vs. Electronic -1st	SOMAN	\$15.61	NA	\$14.75	\$41.47	\$19.74	\$26.95	\$28.13	\$25.59	\$25.66
	Channel System - Incremental Cost - Manual Svc. Order vs. Electronic -Add'l	SOMAN	\$7.39	NA	\$6.55	\$11.99	\$8.77	\$11.98	\$13.33	\$8.92	\$15.81
	Incremental Cost-Manual Svc. Order vs. Elect -Disconnect - 1st	SOMAN	\$11.67	NA	\$10.70	NA	\$12.43	\$16.97	\$18.26	NA	\$14.21
	Incremental Cost-Manual Svc. Order vs. Elect -Disconnect - Add'l	SOMAN	\$0.9469	NA	\$0.00	NA	NA	NA	\$1.48	NA	\$1.46
	UNBUNDLED DARK FIBER										
	Dark Fiber - Interoffice (four fiber strands) per route mile or fraction thereof, per mo	1L5DF	\$25.80	\$28.82	\$24.96	\$31.95	\$32.28	\$33.93	\$29.86	\$36.75	\$28.60
	NRC - Per each four-fiber dark fiber arrangement - 1st	UDF14	\$1,739.00	\$1,278.62	\$1,737.00	\$1,741.00	\$1,746.00	\$1,741.00	\$1,738.00	\$1,747.00	\$1,742.00
	NRC - Per each four-fiber dark fiber arrangement - Add'l	UDF14	\$563.09	\$275.82	\$562.39	\$563.75	\$565.20	\$563.79	\$562.82	\$565.53	\$564.08
	NRC -Disconnect--1st	UDF14	NA	\$587.64	NA	NA	NA	NA	NA	NA	NA
	NRC -Disconnect--Add'l	UDF14	NA	\$366.34	NA	NA	NA	NA	NA	NA	NA
	Dark Fiber - Local Channel(four fiber strands) per route mile or fraction thereof, per	1L5DC	\$70.82	\$58.35	\$54.63	\$49.07	\$64.72	\$71.55	\$56.47	\$100.37	\$60.06

BELLSOUTH/Xspedius RATES
NETWORK ELEMENTS
AND OTHER SERVICES
TRANSPORT

		NRC - Per each four-fiber dark fiber arrangement - 1st	UDFC4	\$1,739.00	\$1,278.62	\$1,737.00	\$1,741.00	\$1,746.00	\$1,741.00	\$1,738.00	\$1,747.00	\$1,742.00
		NRC - Per each four-fiber dark fiber arrangement - Add'l	UDFC4	\$563.09	\$275.82	\$562.39	\$563.75	\$565.20	\$563.79	\$562.82	\$565.53	\$564.08
		NRC -Disconnect--1st	UDFC4	NA	\$587.64	NA	NA	NA	NA	NA	NA	NA
		NRC -Disconnect--Add'l	UDFC4	NA	\$366.34	NA	NA	NA	NA	NA	NA	NA
		Dark Fiber - Local Loop (four fiber strands) per route mile or fraction thereof, per m	1L5DL	\$70.82	\$58.35	\$54.63	\$49.07	\$64.72	\$71.55	\$56.47	\$100.37	\$60.06
		NRC - Per each four-fiber dark fiber arrangement - 1st	UDFL4	\$1,739.00	\$1,278.62	\$1,737.00	\$1,741.00	\$1,746.00	\$1,741.00	\$1,738.00	\$1,747.00	\$1,742.00
		NRC - Per each four-fiber dark fiber arrangement - Add'l	UDFL4	\$563.09	\$275.82	\$562.39	\$563.75	\$565.20	\$563.79	\$562.82	\$565.53	\$564.08
		NRC -Disconnect--1st	UDFL4	NA	\$587.64	NA	NA	NA	NA	NA	NA	NA
		NRC -Disconnect--Add'l	UDFL4	NA	\$366.34	NA	NA	NA	NA	NA	NA	NA
		NOTES:										
		Interim rates subject to true-up.										

DESCRIPTION	USOC	AL	FL	GA	KY	LA	MS	NC	SC	TN
UNBUNDLED LOOP COMBINATIONS										
Unbundled Loop/Port Combinations (Note 4)										
MARKET RATES (INCLUDING ALL VERTICAL FEATURES) (Note 1)										
Density Zone 1 / Top 8 MSAs in BellSouth Region			Orlando, Ft. Lauderdale, Miami	Atlanta		New Orleans		Greensboro-Winston Salem-Highpoint/Charlotte-Gastonia-Rock Hill		Nashville
Customers with 4 or more DS0 Equivalent										
Currently Combined (Note2)										
2-Wire Voice Grade Loop with 2-Wire Line Port (Res. and Bus.)										
2-Wire Voice Grade Line Port (Res.), per month										
2-wire voice unbundled port - residence	UEPRL	NA	\$14.00	\$14.00	NA	\$14.00	NA	\$14.00	NA	\$14.00
2-wire voice unbundled port with caller ID - residence	UEPRC	NA	\$14.00	\$14.00	NA	\$14.00	NA	\$14.00	NA	\$14.00
2-wire voice unbundled port outgoing only - residence	UEPRO	NA	\$14.00	\$14.00	NA	\$14.00	NA	\$14.00	NA	\$14.00
2-wire voice grade unbundled Alabama extended local dialing parity port with caller ID	UEPAR	NA	NA	NA	NA	NA	NA	NA	NA	NA
2-wire voice grade unbundled Kentucky extended local dialing parity port with caller ID	UEPRM	NA	NA	NA	NA	NA	NA	NA	NA	NA
2-wire voice grade unbundled Louisiana extended local dialing parity port with caller ID	UEPAS	NA	NA	NA	NA	\$14.00	NA	NA	NA	NA
2-wire voice grade unbundled Mississippi extended local dialing parity port with caller ID	UEPAT	NA	NA	NA	NA	NA	NA	NA	NA	NA
2-wire voice grade unbundled South Carolina extended local dialing parity port with caller ID	UEPAU	NA	NA	NA	NA	NA	NA	NA	NA	NA
2-wire voice grade unbundled Tennessee extended local dialing parity port with caller ID	UEPAQ	NA	NA	NA	NA	NA	NA	NA	NA	\$14.00
2-wire voice unbundled Florida area calling with caller ID - residence	UEPAF	NA	\$14.00	NA	NA	NA	NA	NA	NA	NA
2-wire voice unbundled Louisiana Area Plus with caller ID - residence (RUL)	UEPAG	NA	NA	NA	NA	\$14.00	NA	NA	NA	NA
2-wire voice unbundled Louisiana Area Plus with caller ID - residence (AC7)	UEPAH	NA	NA	NA	NA	\$14.00	NA	NA	NA	NA
2-wire voice unbundled South Carolina Area Calling port with Caller ID - residence (LW8)	UEPAJ	NA	NA	NA	NA	NA	NA	NA	NA	NA
2-wire voice unbundled Tennessee Area Calling port with Caller ID - residence (F2R)	UEPAK	NA	NA	NA	NA	NA	NA	NA	NA	\$14.00
2-wire voice unbundled Tennessee Area Calling port with Caller ID - residence (TACER)	UEPAL	NA	NA	NA	NA	NA	NA	NA	NA	\$14.00
2-wire voice unbundled Tennessee Area Calling port with Caller ID - residence (TACSR)	UEPAM	NA	NA	NA	NA	NA	NA	NA	NA	\$14.00
2-wire voice unbundled Tennessee Area Calling port with Caller ID - residence (1MF2X)	UEPAN	NA	NA	NA	NA	NA	NA	NA	NA	\$14.00
2-wire voice unbundled Tennessee Area Calling port with Caller ID - residence (2MR)	UEPAO	NA	NA	NA	NA	NA	NA	NA	NA	\$14.00
2-wire voice unbundled res. low usage line port with Caller ID (LUM)	UEPAP	NA	\$14.00	\$14.00	NA	\$14.00	NA	\$14.00	NA	\$14.00
2-Wire Voice Grade Line Port (Bus.), per month										
2-wire voice unbundled port without Caller ID	UEPBL	NA	\$14.00	\$14.00	NA	\$14.00	NA	\$14.00	NA	\$14.00
2-wire voice unbundled port with Caller+E484 ID	UEPBC	NA	\$14.00	\$14.00	NA	\$14.00	NA	\$14.00	NA	\$14.00
2-wire voice unbundled outgoing only port	UEPBO	NA	\$14.00	\$14.00	NA	\$14.00	NA	\$14.00	NA	\$14.00
2-wire voice grade unbundled Alabama extended local dialing parity port with caller ID	UEPAW	NA	NA	NA	NA	NA	NA	NA	NA	NA
2-wire voice grade unbundled Kentucky extended local dialing parity port with caller ID	UEPBM	NA	NA	NA	NA	NA	NA	NA	NA	NA
2-wire voice grade unbundled Louisiana extended local dialing parity port with caller ID	UEPAX	NA	NA	NA	NA	\$14.00	NA	NA	NA	NA
2-wire voice grade unbundled Mississippi extended local dialing parity port with caller ID	UEPAY	NA	NA	NA	NA	NA	NA	NA	NA	NA

BELLSOUTH/Xspedius RATES
 NETWORK ELEMENTS
 AND OTHER SERVICES
 LOOP/PORT COMBINATIONS

DESCRIPTION	USOC	AL	FL	GA	KY	LA	MS	NC	SC	TN
2-wire voice grade unbundled South Carolina extended local dialing parity port with caller ID	UEPAZ	NA	NA	NA	NA	NA	NA	NA	NA	NA
2-wire voice grade unbundled Tennessee extended local dialing parity port with caller ID	UEPAV	NA	NA	NA	NA	NA	NA	NA	NA	\$14.00
2-wire voice unbundled incoming only port with Caller ID	UEPB1	NA	\$14.00	\$14.00	NA	\$14.00	NA	\$14.00	NA	\$14.00
2-wire voice unbundled LA Bus Area Calling Port with Caller ID (BUC)	UEPAA	NA	NA	NA	NA	\$14.00	NA	NA	NA	NA
2-wire voice unbundled SC Bus Area Calling Port with Caller ID (LMB)	UEPAB	NA	NA	NA	NA	NA	NA	NA	NA	NA
2-wire voice unbundled TN Bus 2-Way Area Calling Port Economy Option (TACC1)	UEPAC	NA	NA	NA	NA	NA	NA	NA	NA	\$14.00
2-wire voice unbundled TN Bus 2-Way Area Calling Port Standard Option (TACC2)	UEPAD	NA	NA	NA	NA	NA	NA	NA	NA	\$14.00
2-wire voice unbundled TN Bus 2-WAY Collierville and Memphis Local Calling Port (B2F)	UEPAE	NA	NA	NA	NA	NA	NA	NA	NA	\$14.00
2-Wire Voice Grade Loop (SL1) (Res. and Bus.)										
RC - 2-Wire Voice Grade Loop - Statewide	UEPLX	NA	NA	NA	NA	NA	NA	\$14.18	NA	NA
RC - 2-Wire Voice Grade Loop Zone 1	UEPLX	NA	\$14.90	\$10.80	NA	\$14.05	NA	NA	NA	\$15.92
RC - 2-Wire Voice Grade Loop Zone 2	UEPLX	NA	\$18.51	\$12.47	NA	\$24.14	NA	NA	NA	\$20.79
RC - 2-Wire Voice Grade Loop Zone 3	UEPLX	NA	\$24.25	\$19.83	NA	\$49.30	NA	NA	NA	\$27.18
Combination Rates										
RC - 2-Wire Voice Grade Loop with 2-Wire Line Port, Statewide	Note 8	NA	NA	NA	NA	NA	NA	\$28.18	NA	NA
RC - 2-Wire Voice Grade Loop with 2-Wire Line Port, Zone 1 (Note 6)	Note 8	NA	\$28.90	\$24.80	NA	\$28.05	NA	NA	NA	\$29.92
RC - 2-Wire Voice Grade Loop with 2-Wire Line Port, Zone 2 (Note 6)	Note 8	NA	\$32.51	\$26.47	NA	\$38.14	NA	NA	NA	\$34.79
RC - 2-Wire Voice Grade Loop with 2-Wire Line Port, Zone 3 (Note 6)	Note 8	NA	\$38.25	\$33.83	NA	\$63.30	NA	NA	NA	\$41.18
Nonrecurring Charges										
2-Wire Voice Grade Line Port (Res. And Bus.)										
NRC - 2- wire voice grade unbundled port/loop combination - 1st, with change		NA	\$41.50	\$41.50	NA	\$41.50	NA	\$41.50	NA	\$41.50
NRC - 2- wire voice grade unbundled port/loop combination - Add'l, with change		NA	\$41.50	\$41.50	NA	\$41.50	NA	\$41.50	NA	\$41.50
NRC - 2- wire voice grade unbundled port/loop combination - 1st, no change		NA	\$41.50	\$41.50	NA	\$41.50	NA	\$41.50	NA	\$41.50
NRC - 2- wire voice grade unbundled port/loop combination - Add'l, no change		NA	\$41.50	\$41.50	NA	\$41.50	NA	\$41.50	NA	\$41.50
NRC - 2-Wire Voice Grade Loop/Line Port Combination - Subsequent		NA	\$10.00	\$10.00	NA	\$10.00	NA	\$10.00	NA	\$10.00
NRC - 2-Wire Voice Grade Loop/Line Port Combination - OSS LSR Charge, Electronic, per LSR received from the CLEC by one of the OSS interactive interfaces	SOMEK	NA	\$2.75	\$3.50	NA	\$3.50	NA	\$3.50	NA	\$3.50
NRC - 2-Wire Voice Grade Loop/Line Port Combination - Incremental Cost - Manual Svc.Order vs. Electronic - 1st	SOMAN	NA	\$21.56	\$33.76	NA	\$31.92	NA	\$40.18	NA	\$30.89
NRC - 2-Wire Voice Grade Loop/Line Port Combination - Incremental Cost - Manual Svc.Order vs. Electronic - Add'l	SOMAN	NA	\$21.56	\$7.86	NA	\$7.32	NA	\$9.45	NA	\$7.03
NRC- 2 Wire Voice Grade Loop/Line Port Combination - Subsequent Database Update Electronic		NA	TBD	TBD	NA	\$2.11	NA	\$1.42	NA	TBD
NRC- 2 Wire Voice Grade Loop/Line Port Combination - Subsequent Database Update Manual Service Order		NA	TBD	TBD	NA	\$5.12	NA	\$10.27	NA	TBD
NRC - Electronic Service Order Disconnect		NA	\$0.42	NA	NA	NA	NA	NA	NA	NA
NRC - Incremental Manual Service Order Disconnect		NA	\$3.84	\$20.00	NA	\$20.00	NA	\$20.00	NA	\$20.00
2-Wire Voice Grade Loop with 2-Wire Line Port PBX										
2-Wire Analog Line Port (PBX), per month										
2 WIRE VOICE UNBUNDLED COMBINATION 2-WAY PBX TRUNK - Residence	UEPRD	NA	\$14.00	\$14.00	NA	\$14.00	NA	\$14.00	NA	\$14.00
LINE SIDE UNBUNDLED COMBINATION 2-WAY PBX TRUNK - BUSINESS	UEPPC	NA	\$14.00	\$14.00	NA	\$14.00	NA	\$14.00	NA	\$14.00
LINE SIDE UNBUNDLED OUTWARD PBX TRUNK - BUSINESS	UEPPO	NA	\$14.00	\$14.00	NA	\$14.00	NA	\$14.00	NA	\$14.00
LINE SIDE UNBUNDLED INCOMING PBX TRUNK - BUSINESS	UEPP1	NA	\$14.00	\$14.00	NA	\$14.00	NA	\$14.00	NA	\$14.00
2-WIRE VOICE UNBUNDLED 2-WAY COMBINATION PBX ALABAMA CALLING PORT	UEPA2	NA	NA	NA	NA	NA	NA	NA	NA	NA

BELLSOUTH/Xspedius RATES
 NETWORK ELEMENTS
 AND OTHER SERVICES
 LOOP/PORT COMBINATIONS

DESCRIPTION	USOC	AL	FL	GA	KY	LA	MS	NC	SC	TN
2-WIRE VOICE UNBUNDLED 2-WAY COMBINATION PBX LOUISIANA CALLING PORT	UEPL2	NA	NA	NA	NA	\$14.00	NA	NA	NA	NA
2-WIRE VOICE UNBUNDLED PBX LD TERMINAL PORTS	UEPLD	NA	\$14.00	\$14.00	NA	\$14.00	NA	\$14.00	NA	\$14.00
2-WIRE VOICE UNBUNDLED 2-WAY COMBINATION PBX TENNESSEE CALLING PORT	UEPT2	NA	NA	NA	NA	NA	NA	NA	NA	\$14.00
2-WIRE VOICE UNBUNDLED 1-WAY OUTGOING PBX TENNESSEE CALLING PORT	UEPTO	NA	NA	NA	NA	NA	NA	NA	NA	\$14.00
2-WIRE VOICE UNBUNDLED 2-WAY COMBINATION PBX USAGE PORT	UEPXA	NA	\$14.00	\$14.00	NA	\$14.00	NA	\$14.00	NA	\$14.00
2-WIRE VOICE UNBUNDLED PBX TOLL TERMINAL HOTEL PORTS	UEPXB	NA	\$14.00	\$14.00	NA	\$14.00	NA	\$14.00	NA	\$14.00
2-WIRE VOICE UNBUNDLED PBX LD DDD TERMINALS PORT	UEPXC	NA	\$14.00	\$14.00	NA	\$14.00	NA	\$14.00	NA	\$14.00
2-WIRE VOICE UNBUNDLED PBX LD TERMINAL SWITCHBOARD PORT	UEPXD	NA	\$14.00	\$14.00	NA	\$14.00	NA	\$14.00	NA	\$14.00
2-WIRE VOICE UNBUNDLED PBX LD TERMINAL SWITCHBOARD IDD CAPABLE PORT	UEPXE	NA	\$14.00	\$14.00	NA	\$14.00	NA	\$14.00	NA	\$14.00
2-WIRE VOICE UNBUNDLED 2-WAY PBX KENTUCKY ROOM AREA CALLING PORT WITHOUT LUD	UEPXF	NA	NA	NA	NA	NA	NA	NA	NA	NA
2-WIRE VOICE UNBUNDLED PBX KENTUCKY LUD AREA CALLING PORT	UEPXG	NA	NA	NA	NA	NA	NA	NA	NA	NA
2-WIRE VOICE UNBUNDLED PBX KENTUCKY PREMIUM CALLING PORT	UEPXH	NA	NA	NA	NA	NA	NA	NA	NA	NA
2-WIRE VOICE UNBUNDLED 2-WAY KENTUCKY AREA CALLING PORT WITHOUT LUD	UEPXJ	NA	NA	NA	NA	NA	NA	NA	NA	NA
2-WIRE VOICE UNBUNDLED 2-WAY PBX LOUISIANA LOCAL OPTIONAL CALLING PORT	UEPKX	NA	NA	NA	NA	\$14.00	NA	NA	NA	NA
2-WIRE VOICE UNBUNDLED 2-WAY PBX HOTEL/HOSPITAL ECONOMY ADMINISTRATIVE CALLING PORT	UEPXL	NA	\$14.00	\$14.00	NA	\$14.00	NA	\$14.00	NA	\$14.00
2-WIRE VOICE UNBUNDLED 2-WAY PBX HOTEL/HOSPITAL ECONOMY ROOM CALLING PORT	UEPXM	NA	\$14.00	\$14.00	NA	\$14.00	NA	\$14.00	NA	\$14.00
2-WIRE VOICE UNBUNDLED 1-WAY OUTGOING PBX HOTEL/HOSPITAL ECONOMY ADMINISTRATIVE CALLING PORTTENNESSEE CALLING PORT	UEPXN	NA	NA	NA	NA	NA	NA	NA	NA	\$14.00
2-WIRE VOICE UNBUNDLED 1-WAY OUTGOING PBX HOTEL/HOSPITAL DIACOUNT ROOM CALLING PORT	UEPXO	NA	\$14.00	\$14.00	NA	\$14.00	NA	\$14.00	NA	\$14.00
2-WIRE VOICE UNBUNDLED 1-WAY OUTGOING PBX LOUISIANA LOCAL DISCOUNT CALLING PORT	UEPXP	NA	NA	NA	NA	\$14.00	NA	NA	NA	NA
2-WIRE VOICE UNBUNDLED 2-WAY PBX MISSISSIPPI LOCAL ECONOMY CALLING PORT	UEPXQ	NA	NA	NA	NA	NA	NA	NA	NA	NA
2-WIRE VOICE UNBUNDLED 2-WAY PBX MISSISSIPPI LOCAL OPTIONAL CALLING PORT	UEPXR	NA	NA	NA	NA	NA	NA	NA	NA	NA
2-WIRE VOICE UNBUNDLED 1-WAY OUTGOING PBXMEASURED PORT	UEPXS	NA	\$14.00	\$14.00	NA	\$14.00	NA	\$14.00	NA	\$14.00
2-WIRE VOICE UNBUNDLED 2-WAY PBX SOUTH CAROLINA AREA PLUS CALLING PORT	UEPXT	NA	NA	NA	NA	NA	NA	NA	NA	NA
2-WIRE VOICE UNBUNDLED PBX COLLIERVERVILLE & MEMPHIS CALLING PORT	UEPXU	NA	NA	NA	NA	NA	NA	NA	NA	\$14.00
2-WIRE VOICE UNBUNDLED 2-WAY PBX TENNESSEE REGIONSERV CALLING PORT	UEPXV	NA	NA	NA	NA	NA	NA	NA	NA	\$14.00
LOCAL NUMBER PORTABILITY (REQUIRES ONE PER PORT)	LNPCP									
2-Wire Voice Grade Loop (SL1)										
RC - 2- Wire Voice Grade Loop - Statewide	UEPLX	NA	NA	NA	NA	NA	NA	\$14.18	NA	NA
RC - 2- Wire Voice Grade Loop - Zone 1	UEPLX	NA	\$14.90	\$10.80	NA	\$14.05	NA	NA	NA	\$15.92
RC - 2- Wire Voice Grade Loop - Zone 2	UEPLX	NA	\$18.51	\$12.47	NA	\$24.14	NA	NA	NA	\$20.79
RC - 2- Wire Voice Grade Loop - Zone 3	UEPLX	NA	\$24.25	\$19.83	NA	\$49.30	NA	NA	NA	\$27.18
RC - 2- Wire Voice Grade Loop - Zone 4	UEPLX	NA	NA	NA	NA	NA	NA	NA	NA	NA
Combination Rates										
RC - 2-Wire Voice Grade Loop with 2-Wire Line Port, Statewide	Note 8	NA	NA	NA	NA	NA	NA	\$28.18	NA	NA
RC - 2-Wire Voice Grade Loop with 2-Wire Line Port, Zone 1 (Note 6)	Note 8	NA	\$28.90	\$24.80	NA	\$28.05	NA	NA	NA	\$29.92
RC - 2-Wire Voice Grade Loop with 2-Wire Line Port, Zone 2 (Note 6)	Note 8	NA	\$32.51	\$26.47	NA	\$38.14	NA	NA	NA	\$34.79
RC - 2-Wire Voice Grade Loop with 2-Wire Line Port, Zone 3 (Note 6)	Note 8	NA	\$38.25	\$33.83	NA	\$63.30	NA	NA	NA	\$41.18
Nonrecurring Charges										
NRC - 2- wire voice grade unbundled port/loop combination - 1st, with change		NA	\$41.50	\$41.50	NA	\$41.50	NA	\$41.50	NA	\$41.50

BELLSOUTH/Xspedius RATES
 NETWORK ELEMENTS
 AND OTHER SERVICES
 LOOP/PORT COMBINATIONS

DESCRIPTION	USOC	AL	FL	GA	KY	LA	MS	NC	SC	TN
NRC - 2- wire voice grade unbundled port/loop combination - Add'l, with change		NA	\$41.50	\$41.50	NA	\$41.50	NA	\$41.50	NA	\$41.50
NRC - 2- wire voice grade unbundled port/loop combination - 1st, no change		NA	\$41.50	\$41.50	NA	\$41.50	NA	\$41.50	NA	\$41.50
NRC - 2- wire voice grade unbundled port/loop combination - Add'l, no change		NA	\$41.50	\$41.50	NA	\$41.50	NA	\$41.50	NA	\$41.50
NRC - 2-Wire Voice Grade Loop/Line Port Combination - Subsequent		NA	\$10.00	\$10.00	\$10.00	\$10.00	NA	\$10.00	NA	\$10.00
NRC - 2-Wire Voice Grade Loop/Line Port Combination - OSS LSR Charge, Electronic, per LSR received from the CLEC by one of the OSS interactive interfaces (Note 7)	SOME C	NA	\$2.75	\$3.50	NA	\$3.50	NA	\$3.50	NA	\$3.50
NRC - 2-Wire Voice Grade Loop/Line Port Combination - Incremental Cost - Manual Svc.Order vs. Electronic - 1st	SOMAN	NA	\$21.56	\$33.67	NA	\$31.92	NA	\$40.18	NA	\$30.89
NRC - 2-Wire Voice Grade Loop/Line Port Combination - Incremental Cost - Manual Svc.Order vs. Electronic - Add'l	SOMAN	NA	\$21.56	\$7.88	NA	\$7.32	NA	\$9.45	NA	\$7.03
NRC- 2 Wire Voice Grade Loop/Line Port Combination - Subsequent Database Update Electronic		NA	TBD	TBD	NA	\$2.11	NA	\$1.42	NA	TBD
NRC- 2 Wire Voice Grade Loop/Line Port Combination - Subsequent Database Update Manual Service Order		NA	TBD	TBD	NA	\$5.12	NA	\$10.27	NA	TBD
NRC - Electronic Service Order Disconnect		NA	\$0.42	NA	NA	NA	NA	NA	NA	NA
NRC - Incremental Manual Service Order Disconnect		NA	\$3.84	\$20.00	NA	\$20.00	NA	\$20.00	NA	\$20.00
COST BASED RATES (Notes 2 & 3)										
Currently Combined										
2-Wire Voice Grade Loop with 2-Wire Line Port										
2-Wire Voice Grade Line Port (Res.), per month										
2- wire voice unbundled port - residence	UEPRL	\$2.20	\$1.35	\$1.79	\$2.61	\$2.55	\$2.12	\$2.28	\$3.69	\$4.54
2-wire voice unbundled port with caller ID - residence	UEPRC	\$2.20	\$1.35	\$1.79	\$2.61	\$2.55	\$2.12	\$2.28	\$3.69	\$4.54
2-wire voice unbundled port outgoing only - residence	UEPRO	\$2.20	\$1.35	\$1.79	\$2.61	\$2.55	\$2.12	\$2.28	\$3.69	\$4.54
2-wire voice grade unbundled Alabama extended local dialing parity port with caller ID	UEPAR	\$2.20	NA	NA	NA	NA	NA	NA	NA	NA
2-wire voice grade unbundled Kentucky extended local dialing parity port with caller ID	UEPRM	NA	NA	NA	\$2.61	NA	NA	NA	NA	NA
2-wire voice grade unbundled Louisiana extended local dialing parity port with caller ID	UEPAS	NA	NA	NA	NA	\$2.55	NA	NA	NA	NA
2-wire voice grade unbundled Mississippi extended local dialing parity port with caller ID	UEPAT	NA	NA	NA	NA	NA	\$2.12	NA	NA	NA
2-wire voice grade unbundled South Carolina extended local dialing parity port with caller ID	UEPAU	NA	NA	NA	NA	NA	NA	NA	\$3.69	NA
2-wire voice grade unbundled Tennessee extended local dialing parity port with caller ID	UEPAQ	NA	NA	NA	NA	NA	NA	NA	NA	\$4.54
2-wire voice unbundled Florida area calling with caller ID - residence	UEPAF	NA	\$1.35	NA	NA	NA	NA	NA	NA	NA
2-wire voice unbundled Louisiana Area Plus with caller ID - residence (RUL)	UEPAG	NA	NA	NA	NA	\$2.55	NA	NA	NA	NA
2-wire voice unbundled Louisiana Area Plus with caller ID - residence (AC7)	UEPAH	NA	NA	NA	NA	\$2.55	NA	NA	NA	NA
2-wire voice unbundled South Carolina Area Calling port with Caller ID - residence (LW8)	UEPAJ	NA	NA	NA	NA	NA	NA	NA	\$3.69	NA
2-wire voice unbundled Tennessee Area Calling port with Caller ID - residence (F2R)	UEPAK	NA	NA	NA	NA	NA	NA	NA	NA	\$4.54
2-wire voice unbundled Tennessee Area Calling port with Caller ID - residence (TACER)	UEPAL	NA	NA	NA	NA	NA	NA	NA	NA	\$4.54
2-wire voice unbundled Tennessee Area Calling port with Caller ID - residence (TACSR)	UEPAM	NA	NA	NA	NA	NA	NA	NA	NA	\$4.54
2-wire voice unbundled Tennessee Area Calling port with Caller ID - residence (1MF2X)	UEPAN	NA	NA	NA	NA	NA	NA	NA	NA	\$4.54
2-wire voice unbundled Tennessee Area Calling port with Caller ID - residence (2MR)	UEPAO	NA	NA	NA	NA	NA	NA	NA	NA	\$4.54

BELLSOUTH/Xspedius RATES
 NETWORK ELEMENTS
 AND OTHER SERVICES
 LOOP/PORT COMBINATIONS

DESCRIPTION	USOC	AL	FL	GA	KY	LA	MS	NC	SC	TN
2-wire voice unbundled res, low usage line port with Caller ID (LUM)	UEPAP	\$2.20	\$1.35	\$1.79	\$2.61	\$2.55	\$2.12	\$2.28	\$3.69	\$4.54
2-Wire Voice Grade Line Port (Bus.), per month										
2-wire voice unbundled port without Caller ID	UEPBL	\$2.20	\$1.35	\$1.79	\$2.61	\$2.55	\$2.12	\$2.28	\$3.69	\$4.54
2-wire voice unbundled port with unbundled port with Caller+E484 IC	UEPBC	\$2.20	\$1.35	\$1.79	\$2.61	\$2.55	\$2.12	\$2.28	\$3.69	\$4.54
2-wire voice unbundled outgoing only port	UEPBO	\$2.20	\$1.35	\$1.79	\$2.61	\$2.55	\$2.12	\$2.28	\$3.69	\$4.54
2-wire voice grade unbundled Alabama extended local dialing parity port with caller ID	UEPAW	\$2.20	NA	NA	NA	NA	NA	NA	NA	NA
2-wire voice grade unbundled Kentucky extended local dialing parity port with caller ID	UEPBM	NA	NA	NA	\$2.61	NA	NA	NA	NA	NA
2-wire voice grade unbundled Louisiana extended local dialing parity port with caller ID	UEPAX	NA	NA	NA	NA	\$2.55	NA	NA	NA	NA
2-wire voice grade unbundled Mississippi extended local dialing parity port with caller ID	UEPAY	NA	NA	NA	NA	NA	\$2.12	NA	NA	NA
2-wire voice grade unbundled South Carolina extended local dialing parity port with caller ID	UEPAZ	NA	NA	NA	NA	NA	NA	NA	\$3.69	NA
2-wire voice grade unbundled Tennessee extended local dialing parity port with caller ID	UEPAV	NA	NA	NA	NA	NA	NA	NA	NA	\$4.54
2-wire voice unbundled incoming only port with Caller IC	UEPB1	\$2.20	\$1.35	\$1.79	\$2.61	\$2.55	\$2.12	\$2.28	\$3.69	\$4.54
2-wire voice unbundled LA Bus Area Calling Port with Caller ID (BUC)	UEPAA	NA	NA	NA	NA	\$2.55	NA	NA	NA	NA
2-wire voice unbundled SC Bus Area Calling Port with Caller ID (LMB)	UEPAB	NA	NA	NA	NA	NA	NA	NA	\$3.69	NA
2-wire voice unbundled TN Bus 2-Way Area Calling Port Economy Option (TACC1)	UEPAC	NA	NA	NA	NA	NA	NA	NA	NA	\$4.54
2-wire voice unbundled TN Bus 2-Way Area Calling Port Standard Option (TACC2)	UEPAD	NA	NA	NA	NA	NA	NA	NA	NA	\$4.54
2-wire voice unbundled TN Bus 2-WAY Collierville and Memphis Local Calling Port (B2F)	UEPAE	NA	NA	NA	NA	NA	NA	NA	NA	\$4.54
2-Wire Voice Grade Loop (SL1)										
RC - 2- Wire Voice Grade Loop - Statewide	UEPLX	NA	NA	NA	NA	NA	NA	\$14.18	NA	NA
RC - 2- Wire Voice Grade Loop - Zone 1	UEPLX	\$14.35	\$14.90	\$10.80	\$14.79	\$14.05	\$14.59	NA	\$17.02	\$12.48
RC - 2- Wire Voice Grade Loop - Zone 2	UEPLX	\$23.31	\$18.51	\$12.47	\$27.68	\$24.14	\$19.33	NA	\$25.66	\$14.42
RC - 2- Wire Voice Grade Loop - Zone 3	UEPLX	\$42.24	\$24.25	\$19.83	\$47.78	\$49.30	\$27.63	NA	\$33.99	\$21.77
RC - 2- Wire Voice Grade Loop - Zone 4	UEPLX	NA	NA	NA	NA	NA	\$36.47	NA	NA	NA
Combination Rates										
RC - 2-Wire Voice Grade Loop with 2-Wire Line Port, Statewide	Note 8	NA	NA	NA	NA	NA	NA	\$16.46	NA	NA
RC - 2-Wire Voice Grade Loop with 2-Wire Line Port, Zone 1 (Note 6)	Note 8	\$16.55	\$16.25	\$12.59	\$17.40	\$16.60	\$16.71	NA	\$20.71	\$17.02
RC - 2-Wire Voice Grade Loop with 2-Wire Line Port, Zone 2 (Note 6)	Note 8	\$25.51	\$19.86	\$14.26	\$30.29	\$26.69	\$21.45	NA	\$29.35	\$18.96
RC - 2-Wire Voice Grade Loop with 2-Wire Line Port, Zone 3 (Note 6)	Note 8	\$44.44	\$25.60	\$21.62	\$50.39	\$51.85	\$29.75	NA	\$37.68	\$26.31
RC - 2-Wire Voice Grade Loop with 2-Wire Line Port, Zone 4 (Note 6)	Note 8	NA	NA	NA	NA	NA	\$38.59	NA	NA	NA
Nonrecurring Charges										
NRC - 2-Wire Voice Grade Loop/Line Port Combination - 1st, Switch as is	USAC2	\$2.80	\$0.1964	\$2.01	\$10.00	\$3.80	\$5.20	\$2.77	\$1.59	\$1.03
NRC - 2-Wire Voice Grade Loop/Line Port Combination - Add'l, Switch as is	USAC2	\$0.41	\$0.1964	\$0.3108	\$10.00	\$0.29	\$0.41	\$0.40	\$0.40	\$0.2886
NRC - 2-Wire Voice Grade Loop/Line Port Combination - 1st, Switch with change	USACC	\$2.80	\$0.1964	\$2.01	\$10.00	\$3.80	\$5.20	\$2.77	\$1.59	\$1.03
NRC - 2-Wire Voice Grade Loop/Line Port Combination - Add'l, Switch with change	USACC	\$0.41	\$0.1964	\$0.3108	\$10.00	\$0.29	\$0.41	\$0.40	\$0.40	\$0.2886
NRC - 2-Wire Voice Grade Loop/Line Port Combination - Subsequent	USAS2	\$10.00	\$10.00	\$10.00	\$10.00	\$10.00	\$10.00	\$10.00	\$10.00	\$10.00
NRC - 2-Wire Voice Grade Loop/Line Port Combination - OSS LSR Charge, Electronic, per LSR received from the CLEC by one of the OSS interactive interfaces (Note 7)	SOMEK	\$3.50	\$2.75	\$3.50	\$3.50	\$3.50	\$3.50	\$3.50	\$3.50	\$3.50
NRC - 2-Wire Voice Grade Loop/Line Port Combination - Incremental Cost - Manual Svc.Order vs. Electronic - 1st	SOMAN	\$40.71	\$21.56	\$33.67	\$19.99	\$31.92	\$43.52	\$40.18	\$43.19	\$30.89
NRC - 2-Wire Voice Grade Loop/Line Port Combination - Incremental Cost - Manual Svc.Order vs. Electronic - Add'l	SOMAN	\$9.58	\$21.56	\$7.88	\$19.99	\$7.32	\$9.99	\$9.45	\$9.91	\$7.03
NRC- 2 Wire Voice Grade Loop/Line Port Combination - Subsequent Database Update Electronic		\$1.44	TBD	TBD	TBD	\$2.11	\$2.87	\$1.42	\$0.71	\$0.76
NRC- 2 Wire Voice Grade Loop/Line Port Combination - Subsequent Database Update Manual Service Order		\$8.25	TBD	TBD	TBD	\$5.12	\$6.88	\$10.27	\$8.91	\$7.97
NRC - Electronic Service Order Disconnect		NA	\$0.42	NA	NA	NA	NA	NA	NA	NA
NRC - Incremental Manual Service Order Disconnect		\$20.00	\$3.84	\$20.00	\$20.00	\$20.00	\$20.00	\$20.00	\$20.00	\$20.00
NRCs for New (not Currently Combined) as ordered in Georgia										

BELLSOUTH/Xspedius RATES
 NETWORK ELEMENTS
 AND OTHER SERVICES
 LOOP/PORT COMBINATIONS

DESCRIPTION	USOC	AL	FL	GA	KY	LA	MS	NC	SC	TN
NRC - 2-Wire Voice Grade Loop with 2-Wire Line Port - New - 1s	UEPRL	NA	NA	\$22.14	NA	NA	NA	NA	NA	NA
NRC - 2-Wire Voice Grade Loop with 2-Wire Line Port - New - Add'	UEPRL	NA	NA	\$15.25	NA	NA	NA	NA	NA	NA
NRC - 2-Wire Voice Grade Loop with 2-Wire Line Port - New - 1s	UEPRC	NA	NA	\$22.14	NA	NA	NA	NA	NA	NA
NRC - 2-Wire Voice Grade Loop with 2-Wire Line Port - New - Add'	UEPRC	NA	NA	\$15.25	NA	NA	NA	NA	NA	NA
NRC - 2-Wire Voice Grade Loop with 2-Wire Line Port - New - 1s	UEPRO	NA	NA	\$22.14	NA	NA	NA	NA	NA	NA
NRC - 2-Wire Voice Grade Loop with 2-Wire Line Port - New - Add'	UEPRO	NA	NA	\$15.25	NA	NA	NA	NA	NA	NA
NRC - 2-Wire Voice Grade Loop with 2-Wire Line Port - New - 1s	UEPAP	NA	NA	\$22.14	NA	NA	NA	NA	NA	NA
NRC - 2-Wire Voice Grade Loop with 2-Wire Line Port - New - Add'	UEPAP	NA	NA	\$15.25	NA	NA	NA	NA	NA	NA
NRC - 2-Wire Voice Grade Loop with 2-Wire Line Port - New - 1s	UEPBL	NA	NA	\$22.14	NA	NA	NA	NA	NA	NA
NRC - 2-Wire Voice Grade Loop with 2-Wire Line Port - New - Add'l	UEPBL	NA	NA	\$15.25	NA	NA	NA	NA	NA	NA
NRC - 2-Wire Voice Grade Loop with 2-Wire Line Port - New - 1s	UEPBC	NA	NA	\$22.14	NA	NA	NA	NA	NA	NA
NRC - 2-Wire Voice Grade Loop with 2-Wire Line Port - New - Add'	UEPBC	NA	NA	\$15.25	NA	NA	NA	NA	NA	NA
NRC - 2-Wire Voice Grade Loop with 2-Wire Line Port - New - 1s	UEPBO	NA	NA	\$22.14	NA	NA	NA	NA	NA	NA
NRC - 2-Wire Voice Grade Loop with 2-Wire Line Port - New - Add'	UEPBO	NA	NA	\$15.25	NA	NA	NA	NA	NA	NA
NRC - 2-Wire Voice Grade Loop with 2-Wire Line Port - New - 1s	UEPB1	NA	NA	\$22.14	NA	NA	NA	NA	NA	NA
NRC - 2-Wire Voice Grade Loop with 2-Wire Line Port - New - Add'	UEPB1	NA	NA	\$15.25	NA	NA	NA	NA	NA	NA
NRC - 2-Wire Voice Grade Loop/Line Port Combination - Subsequent	USAS2	NA	NA	\$10.00	NA	NA	NA	NA	NA	NA
NRC - 2-Wire Voice Grade Loop with 2-Wire Line Port - New - Disconnect - 1s		NA	NA	\$8.45	NA	NA	NA	NA	NA	NA
NRC - 2-Wire Voice Grade Loop with 2-Wire Line Port - New - Disconnect - Add'		NA	NA	\$3.91	NA	NA	NA	NA	NA	NA
NRC - 2-Wire Voice Grade Loop/Line Port Combination - OSS LSR Charge, Electronic, per LSR received from the CLEC by one of the OSS interactive interfaces (Note 7)	SOMEK	NA	NA	\$3.50	NA	NA	NA	NA	NA	NA
NRC - 2-Wire Voice Grade Loop with 2-Wire Line Port - Incremental Cost Manual vs. Electronic - New - 1st		NA	NA	\$37.06	NA	NA	NA	NA	NA	NA
NRC - 2-Wire Voice Grade Loop with 2-Wire Line Port - Incremental Cost Manual vs. Electronic - New - Add'l		NA	NA	\$8.19	NA	NA	NA	NA	NA	NA
NRC - 2 Wire Voice Grade Loop/Line Port Combination - Subsequent Database Update Electronic		NA	NA	TBD	NA	NA	NA	NA	NA	NA
NRC - 2 Wire Voice Grade Loop/Line Port Combination - Subsequent Database Update Manual Service Order		NA	NA	TBD	NA	NA	NA	NA	NA	NA
NRC - 2-Wire Voice Grade Loop with 2-Wire Line Port - Incremental Cost Manual vs. Electronic - New - Disconnect		NA	NA	\$11.17	NA	NA	NA	NA	NA	NA
2- Wire Voice Grade Loop - Bus Only with 2-Wire DID Trunk Port										
2 - Wire Line Port - DID Trunk Port, per month	UEPD1	TBD	\$9.36	\$11.35	\$10.84	\$13.12	\$14.63	\$12.12	TBD	\$8.78
2-Wire Voice Grade Loop (SL2)										
RC - 2- Wire Voice Grade Loop - Statewide	UECD1	NA	NA	NA	NA	NA	NA	\$11.76	NA	NA
RC - 2- Wire Voice Grade Loop - Zone 1	UECD1	\$17.95	\$18.48	\$16.84	\$17.78	\$17.65	\$18.35	NA	\$21.57	\$9.60
RC - 2- Wire Voice Grade Loop - Zone 2	UECD1	\$29.16	\$22.43	\$19.45	\$23.96	\$30.32	\$24.33	NA	\$32.53	\$11.09
RC - 2- Wire Voice Grade Loop - Zone 3	UECD1	\$52.84	\$27.87	\$30.92	\$34.96	\$61.93	\$34.77	NA	\$43.08	\$16.74
RC - 2- Wire Voice Grade Loop - Zone 4	UECD1	NA	NA	NA	NA	NA	\$45.88	NA	NA	NA
Combination Rates										
RC - 2-Wire Voice Grade Loop with 2-Wire DID Port, Statewide	Note 8	NA	NA	NA	NA	NA	NA	\$23.79	NA	NA
RC - 2-Wire Voice Grade Loop with 2-Wire DID Port, Zone 1 (Note 6)	Note 8	28.72	\$27.84	\$28.19	28.72	\$30.77	28.72	NA	28.72	\$18.38
RC - 2-Wire Voice Grade Loop with 2-Wire DID Port, Zone 2 (Note 6)	Note 8	34.91	\$31.79	\$30.80	34.91	\$43.44	34.91	NA	34.91	\$19.87
RC - 2-Wire Voice Grade Loop with 2-Wire DID Port, Zone 3 (Note 6)	Note 8	45.9	\$37.23	\$42.27	45.9	\$75.05	45.9	NA	45.9	\$25.52
RC - 2-Wire Voice Grade Loop with 2-Wire DID Port, Zone4 (Note 6)	Note 8	NA	NA	NA	NA	NA	TBD	NA	NA	NA
NRC- 2- Wire Voice Grade Loop with 2- Wire DID Port - Conversion - Switch As Is - 1st port	USAC1	\$14.62	\$14.62	\$166.08	TBD	\$14.60	\$14.60	\$13.26	\$14.62	\$8.76
NRC- 2- Wire Voice Grade Loop with 2- Wire DID Port - Conversion - Switch As Is Each Addl Port	USAC1	\$3.73	\$3.73	\$140.01	TBD	\$3.72	\$3.72	\$8.39	\$3.73	\$5.75

BELLSOUTH/Xspedius RATES
NETWORK ELEMENTS
AND OTHER SERVICES
LOOP/PORT COMBINATIONS

DESCRIPTION	USOC	AL	FL	GA	KY	LA	MS	NC	SC	TN
NRC- 2- Wire Voice Grade Loop with 2- Wire DID Port - Conversion with changes - 1st port	USA1C	\$14.62	\$14.62	\$166.08	TBD	\$14.60	\$14.60	\$13.26	\$14.62	\$8.76
NRC- 2- Wire Voice Grade Loop with 2- Wire DID Port - Conversion with changes - Each Addl port	USA1C	\$3.73	\$3.73	\$140.01	TBD	\$3.72	\$3.72	\$8.39	\$3.73	\$5.75
NRC - 2-Wire DID Subsequent Activity - Per Svc Order - Add Trunks, Per Trunk	USAS1	\$53.57	\$53.57	NA	NA	\$53.50	\$53.50	NA	\$53.57	NA
NRC - 2-Wire Voice Grade Loop/Line Port Combination - OSS LSR Charge, Electronic, per LSR received from the CLEC by one of the OSS interactive interfaces (Note 7)	SOME C	\$3.50	\$2.75	\$3.50	\$3.50	\$3.50	\$3.50	\$3.50	\$3.50	\$3.50
NRC- 2- Wire Voice Grade Loop with 2- Wire DID Port - Incremental Cost- Manual Service Order - 1st	SOMAN	\$19.99	\$21.56	\$37.88	\$19.99	\$19.99	\$19.99	\$53.89	\$19.99	\$41.43
NRC- 2- Wire Voice Grade Loop with 2- Wire DID Port - Incremental Cost- Manual Service Order - Addl	SOMAN	\$19.99	\$21.56	\$16.84	\$19.99	\$19.99	\$19.99	\$11.34	\$19.99	\$9.80
NRC - Electronic Service Order Disconnect		\$0.42	\$0.42	\$0.42	\$0.42	\$0.42	\$0.42	\$0.42	\$0.42	\$0.42
NRC - Incremental Manual Service Order Disconnect		\$20.00	\$3.84	\$20.00	\$20.00	\$20.00	\$20.00	\$20.00	\$20.00	\$20.00
Telephone Number/Trunk Group Establishment										
DID Trunk Termination (one required per port)	NDT	\$0.00	\$0.00	\$0.00	\$0.00	\$0.00	\$0.00	\$0.00	\$0.00	\$0.00
DID Numbers, Establish Trunk Group and Provide First Group of 20 DID Numbers (FL, GA, NC, & SC only)	NDZ	\$0.00	\$0.00	\$0.00	\$0.00	\$0.00	\$0.00	\$0.00	\$0.00	\$0.00
DID Numbers, Establish Trunk Group and Provide First Group of 20 DID Numbers (AL, KY, LA, MS, & TN). In addition, Provides Additional DID Numbers for each Group of 20 DID Numbers (Valid in All States)	ND4	\$0.00	\$0.00	\$0.00	\$0.00	\$0.00	\$0.00	\$0.00	\$0.00	\$0.00
DID Numbers, non-consecutive	ND5	\$0.00	\$0.00	\$0.00	\$0.00	\$0.00	\$0.00	\$0.00	\$0.00	\$0.00
2-Wire ISDN Digital Grade Loop with 2-wire ISDN Digital Port										
2-wire ISDN Digital Port per month	UEPPB	\$16.42	\$8.51	\$13.47	\$12.99	\$11.42	\$51.91	\$24.37	\$33.74	\$18.21
2-Wire ISDN Digital Grade Loop										
RC - 2-Wire ISDN Digital Grade Loop - Statewide	USL2X	NA	NA	NA	NA	NA	NA	\$19.08	NA	NA
RC - 2-Wire ISDN Digital Grade Loop - Zone 1	USL2X	\$23.23	\$22.48	\$21.89	\$22.41	\$28.87	\$21.86	NA	\$26.68	\$16.20
RC - 2-Wire ISDN Digital Grade Loop - Zone 2	USL2X	\$37.74	\$27.90	\$25.27	\$31.10	\$37.63	\$28.97	NA	\$40.24	\$18.71
RC - 2-Wire ISDN Digital Grade Loop - Zone 3	USL2X	\$68.38	\$30.78	\$40.17	\$42.36	\$48.42	\$41.40	NA	\$53.29	\$28.25
RC - 2-Wire ISDN Digital Grade Loop - Zone 4	USL2X	NA	NA	NA	NA	NA	\$54.64	NA	NA	NA
Combination Rates										
RC - 2-Wire ISDN Digital Grade Loop with 2-wire ISDN Digital Port - Statewide	Note 8	NA	NA	NA	NA	NA	NA	\$43.45	NA	NA
RC - 2-Wire ISDN Digital Grade Loop with 2-wire ISDN Digital Port - Zone 1	Note 8	\$39.65	\$30.99	\$35.36	\$34.40	\$34.84	\$73.77	NA	\$60.42	\$34.41
RC - 2-Wire ISDN Digital Grade Loop with 2-wire ISDN Digital Port - Zone 2	Note 8	\$54.16	\$36.41	\$38.74	\$44.10	\$43.20	\$80.78	NA	\$73.98	\$36.92
RC - 2-Wire ISDN Digital Grade Loop with 2-wire ISDN Digital Port - Zone 3	Note 8	\$84.80	\$39.30	\$53.64	\$55.35	\$59.69	\$93.31	NA	\$87.03	\$46.46
RC - 2-Wire ISDN Digital Grade Loop with 2-wire ISDN Digital Port - Zone 4	Note 8	NA	NA	NA	NA	NA	\$106.55	NA	NA	NA
NRC - 2-Wire ISDN Digital Grade Loop/2-wire ISDN Digital Port - 1st conversion	USACB	\$79.12	\$86.79	\$239.95	\$79.12	\$79.01	\$79.12	\$174.35	\$79.12	\$117.23
NRC - 2-Wire ISDN Digital Grade Loop/2-wire ISDN Digital Port - Add'l conversion	USACB	\$54.04	\$54.04	\$156.92	\$54.04	\$53.97	\$54.04	\$174.35	\$54.04	\$117.23
NRC - 2-Wire ISDN Digital Grade Loop/2-wire ISDN Digital Port - Non Feature Subsequent Activity	USASB	\$53.50	\$53.50	\$53.50	\$53.50	\$53.50	\$53.50	\$53.50	\$53.50	\$212.88
NRC - 2-Wire Voice Grade Loop/Line Port Combination - OSS LSR Charge, Electronic, per LSR received from the CLEC by one of the OSS interactive interfaces (Note 7)	SOME C	\$3.50	\$2.75	\$3.50	\$3.50	\$3.50	\$3.50	\$3.50	\$3.50	\$3.50
NRC - 2-Wire ISDN Digital Grade Loop/2-wire ISDN Digital Port - Incremental Cost- Manual Service Order - 1st	SOMAN	\$19.99	\$21.56	\$19.99	\$19.99	\$19.99	\$19.99	\$19.99	\$19.99	\$19.99
NRC - 2-Wire ISDN Digital Grade Loop/2-wire ISDN Digital Port - Incremental Cost- Manual Service Order - Addl	SOMAN	\$19.99	\$21.56	\$19.99	\$19.99	\$19.99	\$19.99	\$19.99	\$19.99	\$19.99
NRC - Electronic Service Order Disconnect		\$0.42	\$0.42	\$0.42	\$0.42	\$0.42	\$0.42	\$0.42	\$0.42	\$0.42
NRC - Incremental Manual Service Order Disconnect		\$20.00	\$3.84	\$20.00	\$20.00	\$20.00	\$20.00	\$20.00	\$20.00	\$20.00
4 - Wire DS1 Digital Loop with 4 - Wire ISDN DS1 Digital Trunk Port										
4 - Wire ISDN DS1 Digital Trunk Port	UEPPP	\$186.02	\$95.39	\$163.16	\$113.21	\$107.55	\$213.21	\$179.01	\$214.79	\$78.40

BELLSOUTH/Xspedius RATES
NETWORK ELEMENTS
AND OTHER SERVICES
LOOP/PORT COMBINATIONS

DESCRIPTION	USOC	AL	FL	GA	KY	LA	MS	NC	SC	TN
4 - Wire DS1 Digital Loop										
RC - 4-Wire DS1 Digital Loop - Statewide	USL4P	NA	NA	NA	NA	NA	NA	\$62.71	NA	NA
RC - 4-Wire DS1 Digital Loop - Zone 1	USL4P	\$51.74	\$92.48	\$55.53	\$106.04	\$100.70	\$50.99	NA	\$59.61	\$57.73
RC - 4-Wire DS1 Digital Loop - Zone 2	USL4P	\$84.05	\$119.68	\$3.21	\$135.15	\$129.12	\$67.58	NA	\$89.90	\$75.40
RC - 4-Wire DS1 Digital Loop - Zone 3	USL4P	\$152.29	\$194.70	\$101.93	\$186.26	\$344.16	\$96.58	NA	\$119.06	\$98.59
RC - 4-Wire DS1 Digital Loop - Zone 4	USL4P	NA	NA	NA	NA	NA	\$127.47	NA	NA	NA
Combination Rates										
RC - 4-Wire DS1 Digital Loop with 4-wire ISDN DS1 Digital Port - Statewide	Note 8	NA	NA	NA	NA	NA	NA	\$241.72	NA	NA
RC - 4-Wire DS1 Digital Loop with 4-wire ISDN DS1 Digital Port - Zone 1	Note 8	\$237.76	\$187.87	\$218.69	\$219.25	\$208.25	\$264.20	NA	\$274.40	\$136.13
RC - 4-Wire DS1 Digital Loop with 4-wire ISDN DS1 Digital Port - Zone 2	Note 8	\$270.07	\$215.07	\$227.29	\$248.36	\$236.67	\$280.79	NA	\$304.69	\$153.80
RC - 4-Wire DS1 Digital Loop with 4-wire ISDN DS1 Digital Port - Zone 3	Note 8	\$338.31	\$290.08	\$265.09	\$299.47	\$451.57	\$309.79	NA	\$333.85	\$176.99
RC - 4-Wire DS1 Digital Loop with 4-wire ISDN DS1 Digital Port - Zone 4	Note 8	NA	NA	NA	NA	NA	\$340.68	NA	NA	NA
Local Number Portability										
Local Number Portability (1 per port)	LNPCN	\$1.75	\$1.75	\$1.75	\$1.75	\$1.75	\$1.75	\$1.75	\$1.75	\$1.75
Interface (Provisioning Only)										
Voice/Data	PR71V	\$0.00	\$0.00	\$0.00	\$0.00	\$0.00	\$0.00	\$0.00	\$0.00	\$0.00
Digital Data	PR71D	\$0.00	\$0.00	\$0.00	\$0.00	\$0.00	\$0.00	\$0.00	\$0.00	\$0.00
Inward Data	PR71E	\$0.00	\$0.00	\$0.00	\$0.00	\$0.00	\$0.00	\$0.00	\$0.00	\$0.00
Non-Recurring Charges										
NRC - 4-Wire DS1 Digital Loop with 4-wire ISDN DS1 Digital Port Combination - 1st conversion	USACP	\$240.30	\$247.97	\$269.96	\$240.30	\$239.95	\$240.30	\$481.51	\$240.30	\$328.53
NRC - 4-Wire DS1 Digital Loop with 4-wire ISDN DS1 Digital Port Combination - Add'l conversion	USACP	\$157.17	\$157.17	\$269.96	\$157.17	\$156.94	\$157.17	\$481.51	\$157.17	\$328.53
NRC - 4 - Wire DS1 Digital Loop with 4 - Wire ISDN DS1 Digital Trunk Port - Subsequent Channel Activation - Per Channel	USASP	\$29.06	\$29.06	\$28.71	\$29.06	\$29.01	\$29.06	\$36.92	\$29.06	\$28.39
NRC - 4-Wire DS1 Digital Loop with 4-wire ISDN DS1 Digital Port Combination - Subsequent Inward/2-way Telephone Numbers	PR7TG	\$0.98	\$0.9804	\$0.9686	\$0.98	\$0.98	\$0.98	\$1.17	\$0.98	\$0.9353
NRC - 4-Wire DS1 Digital Loop with 4-wire ISDN DS1 Digital Port Combination - Subsequent Outward Telephone numbers	PR7TP	\$23.02	\$23.02	\$22.75	\$23.02	\$22.99	\$23.02	\$28.17	\$23.02	\$22.36
NRC - 4-Wire DS1 Digital Loop with 4-wire ISDN DS1 Digital Port Combination - Subsequent Inward Telephone Numbers	PR7ZT	\$46.05	\$46.05	\$45.49	\$46.05	\$45.98	\$46.05	\$56.33	\$46.05	\$44.71
NRC - 4-Wire DS1 Digital Loop with 4-wire ISDN DS1 Digital Port Combination - Subsequent Service Order Per Order	USASP	\$147.47	\$147.47	\$147.47	\$147.47	\$147.47	\$147.47	\$255.25	\$147.47	\$189.76
NRC - 2-Wire Voice Grade Loop/Line Port Combination - OSS LSR Charge, Electronic, per LSR received from the CLEC by one of the OSS interactive interfaces (Note 7)	SOMEK	\$3.50	\$2.75	\$3.50	\$3.50	\$3.50	\$3.50	\$3.50	\$3.50	\$3.50
NRC - 4-Wire DS1 Digital Loop with 4-wire ISDN Digital Port - Incremental Cost-Manual Service Order - 1st	SOMAN	\$19.99	\$21.56	\$19.99	\$19.99	\$19.99	\$19.99	\$19.99	\$19.99	\$19.99
NRC - 4-Wire ISDN Digital Loop with 4-wire ISDN Digital Port - Incremental Cost-Manual Service Order - Addl	SOMAN	\$19.99	\$21.56	\$19.99	\$19.99	\$19.99	\$19.99	\$19.99	\$19.99	\$19.99
NRC - Electronic Service Order Disconnect		\$0.42	\$0.42	\$0.42	\$0.42	\$0.42	\$0.42	\$0.42	\$0.42	\$0.42
NRC - Incremental Manual Service Order Disconnect		\$20.00	\$3.84	\$20.00	\$20.00	\$20.00	\$20.00	\$20.00	\$20.00	\$20.00
4 - Wire DS1 Digital Loop with 4 - Wire DDITS Trunk Port										
4 - Wire DDITS Digital Trunk Port (Formerly DID Trunk Port)	UDD1T	\$130.23	\$63.31	\$120.80	\$83.28	\$149.27	\$146.46	\$123.65	TBD	\$120.00
4 - Wire DS1 Digital Loop	USLDC									
4 - Wire DS1 Digital Loop - Statewide	USLDC	NA	NA	NA	NA	NA	NA	\$62.71	NA	NA
4 - Wire DS1 Digital Loop - Zone 1	USLDC	\$51.74	\$64.69	\$55.53	\$106.04	\$56.32	\$50.99	NA	\$59.61	\$57.73
4 - Wire DS1 Digital Loop - Zone 2	USLDC	\$84.05	\$94.71	\$64.13	\$135.15	\$96.73	\$67.58	NA	\$89.90	\$75.40
4 - Wire DS1 Digital Loop - Zone 3	USLDC	\$152.29	\$208.93	\$101.93	\$186.26	\$197.57	\$96.58	NA	\$119.06	\$98.59
4 - Wire DS1 Digital Loop - Zone 4	USLDC	NA	NA	NA	NA	NA	\$127.47	NA	NA	NA
Combination Rates										
4 - Wire DS1 Digital Loop with 4 - Wire DDITS Trunk Port - Statewide	Note 8	NA	NA	NA	NA	NA	NA	\$186.36	NA	NA
4 - Wire DS1 Digital Loop with 4 - Wire DDITS Trunk Port - Zone 1	Note 8	\$181.97	\$128.00	\$176.33	\$189.32	\$205.59	\$197.45	NA	TBD	\$93.28
4 - Wire DS1 Digital Loop with 4 - Wire DDITS Trunk Port - Zone 2	Note 8	\$214.28	\$158.02	\$184.93	\$218.43	\$246.00	\$214.04	NA	TBD	\$110.95
4 - Wire DS1 Digital Loop with 4 - Wire DDITS Trunk Port - Zone 3	Note 8	\$282.52	\$272.24	\$222.73	\$269.54	\$346.84	\$243.04	NA	TBD	\$134.14
4 - Wire DS1 Digital Loop with 4 - Wire DDITS Trunk Port - Zone 4	Note 8	NA	NA	NA	NA	NA	\$273.93	NA	NA	NA

BELLSOUTH/Xspedius RATES
 NETWORK ELEMENTS
 AND OTHER SERVICES
 LOOP/PORT COMBINATIONS

Attachment 2
 Exhibit C
 Rates - Page 9

DESCRIPTION	USOC	AL	FL	GA	KY	LA	MS	NC	SC	TN
Local number Portability per DSO Activated	LNPCP	\$3.15	\$3.15	\$3.15	\$3.15	\$3.15	\$3.15	\$3.15	\$3.15	\$3.15
Central Office Terminating Point	CTG	\$0.00	\$0.00	\$0.00	\$0.00	\$0.00	\$0.00	\$0.00	\$0.00	\$0.00
Telephone Number / Trunk Group establishments										
Telephone Number for 2-Way Trunk Group	UDTGX	\$0.00	\$0.00	\$0.00	\$0.00	\$0.00	\$0.00	\$0.00	\$0.00	\$0.00
Telephone Number for 1-Way Outward Trunk Group	UDTGY	\$0.00	\$0.00	\$0.00	\$0.00	\$0.00	\$0.00	\$0.00	\$0.00	\$0.00
Telephone Number for 1-Way Inward Trunk Group Without DID	UDTGZ	\$0.00	\$0.00	\$0.00	\$0.00	\$0.00	\$0.00	\$0.00	\$0.00	\$0.00
DID Numbers, Establish Trunk Group and Provide First Group of 20 DID Numbers (FL, GA, NC, & SC only)	NDZ	\$0.00	\$0.00	\$0.00	\$0.00	\$0.00	\$0.00	\$0.00	\$0.00	\$0.00
DID Numbers, Establish Trunk Group and Provide First Group of 20 DID Numbers (AL, KY, LA, MS, & TN). In addition, Provides Additional DID Numbers for each Group of 20 DID Numbers (Valid in All States)	ND4	\$0.00	\$0.00	\$0.00	\$0.00	\$0.00	\$0.00	\$0.00	\$0.00	\$0.00
DID Numbers, Non- consecutive DID Numbers , Per Number	ND5	\$0.00	\$0.00	\$0.00	\$0.00	\$0.00	\$0.00	\$0.00	\$0.00	\$0.00
Interoffice Channel Mileage - (Dedicated DS1) FX/FCO for 4 - Wire DS1 Digital Loop with 4 - Wire DDITS Trunk Port										
Fixed cost 0-8 miles (Facilities Termination)	1LNO1	\$79.69	\$92.62	\$63.39	\$55.05	\$93.40	\$74.40	\$71.29	\$94.98	\$75.83
Additional costs per mile 0-8 miles	1LNOA	\$0.6920	\$0.2000	\$0.3068	\$0.4500	\$0.7831	\$0.6598	\$0.0783	\$0.7598	\$0.3525
Fixed cost 9-25 miles (Facilities Termination)	1LNO2	\$0.00	\$0.00	\$0.00	\$0.00	\$0.00	\$0.00	\$0.00	\$0.00	\$0.00
additional costs per mile 9-25 miles	1LNOB	\$0.6920	\$0.2000	\$0.3068	\$0.4500	\$0.7831	\$0.6598	\$0.0783	\$0.7598	\$0.3525
Fixed cost 25 + miles (Facilities Termination)	1LNO3	\$0.00	\$0.00	\$0.00	\$0.00	\$0.00	\$0.00	\$0.00	\$0.00	\$0.00
Additional costs 25 + miles	1LNOC	\$0.6920	\$0.2000	\$0.3068	\$0.4500	\$0.7831	\$0.6598	\$0.0783	\$0.7598	\$0.3525
Enhanced Performance Charges										
Enhanced Performance Charges - as negotiated in contract	UDTPC	TBN	TBN	TBN	TBN	TBN	TBN	TBN	TBN	TBN
Non-recurring Charges										
NRC - 4-Wire DS1 Digital Loop with 4-Wire DDITS Trunk Port Combination - OSS LSR Charge, Electronic, per LSR received from the CLEC by one of the OSS interactive interfaces (Note 7)	SOMEK	\$3.50	\$2.75	\$3.50	\$3.50	\$3.50	\$3.50	\$3.50	\$3.50	\$3.50
NRC- 4-Wire DS1 Digital Loop with 4-Wire DDITS Trunk Port - Incremental Cost-Manual Service Order - 1st	SOMAN	\$19.99	\$21.56	\$37.88	\$19.99	\$19.99	\$19.99	\$19.99	\$19.99	\$19.99
NRC- 4-Wire DS1 Digital Loop with 4-Wire DDITS Trunk Port - Incremental Cost-Manual Service Order - Add'l	SOMAN	\$19.99	\$21.56	\$16.84	\$19.99	\$19.99	\$19.99	\$19.99	\$19.99	\$19.99
NRC - Electronic Service Order Disconnect	TBD	\$0.42	TBD	TBD	TBD	TBD	TBD	TBD	TBD	TBD
NRC - Incremental Manual Service Order Disconnect	TBD	\$20.00	\$3.84	\$20.00	\$20.00	\$20.00	\$20.00	\$20.00	\$20.00	\$20.00
NRC -4 - Wire DS1 Digital Loop with 4 - Wire DDITS Trunk Port -Conversion - Switch as is - 1st	USAC4	TBD	\$268.82	\$269.96	\$261.15	\$266.76	TBD	\$490.38	TBD	\$312.91
NRC -4 - Wire DS1 Digital Loop with 4 - Wire DDITS Trunk Port - Conversion - Switch as is - Additional	USAC4	TBD	\$134.07	\$269.96	\$134.08	\$123.16	TBD	\$490.38	TBD	\$312.91
NRC -4 - Wire DS1 Digital Loop with 4 - Wire DDITS Trunk Port - Conversion with DS1 changes - 1st	USAWA	TBD	\$268.82	\$269.96	\$261.15	\$266.76	TBD	\$490.38	TBD	\$312.91
NRC -4 - Wire DS1 Digital Loop with 4 - Wire DDITS Trunk Port - Conversion with DS1 Changes - Additional	USAWA	TBD	\$134.07	\$269.96	\$134.08	\$123.16	TBD	\$490.38	TBD	\$312.91
NRC -4 - Wire DS1 Digital Loop with 4 - Wire DDITS Trunk Port - Conversion with Change - Trunks - 1st	USAWB	TBD	\$268.82	\$269.96	\$261.15	\$266.76	TBD	\$490.38	TBD	\$312.91
NRC -4 - Wire DS1 Digital Loop with 4 - Wire DDITS Trunk Port - Conversion with Change - Trunks - Additional	USAWB	TBD	\$134.07	\$269.96	\$134.08	\$123.16	TBD	\$490.38	TBD	\$312.91
NRC -4 - Wire DS1 Digital Loop with 4 - Wire DDITS Digital Trunk Port - Subsequent Service Activity Per Service Order	USAS4	TBD	\$54.00	\$147.47	TBD	\$68.57	TBD	\$127.63	TBD	\$94.88
NRC -4 - Wire DS1 Digital Loop with 4 - Wire DDITS Trunk Port - New - 1st	UDDIT	NA	NA	\$858.30	NA	NA	NA	NA	NA	NA
NRC -4 - Wire DS1 Digital Loop with 4 - Wire DDITS Trunk Port - New - Additional	UDDIT	NA	NA	\$514.02	NA	NA	NA	NA	NA	NA
NRC -4 - Wire DS1 Digital Loop with 4 - Wire DDITS Trunk Port - New - 1st - Disconnect	UDDIT	NA	NA	TBD	NA	NA	NA	NA	NA	NA
NRC -4 - Wire DS1 Digital Loop with 4 - Wire DDITS Trunk Port - New - Additional Disconnect	UDDIT	TBD	NA	TBD	TBD	NA	TBD	\$11.98	TBD	\$15.29
NRC -4 - Wire DS1 Digital Loop with 4 - Wire DDITS Trunk Port - Subsequent Channel Activation - Per Channel - 2-Way Trunk	UDTTA	TBD	\$28.96	\$28.71	\$28.96	\$26.60	TBD	\$146.91	TBD	\$108.67

DESCRIPTION	USOC	AL	FL	GA	KY	LA	MS	NC	SC	TN
NRC -4 - Wire DS1 Digital Loop with 4 - Wire DDITS Trunk Port - Subsequent Channel Activation - Per Channel - 1-Way Outward Trunk	UDTTB	TBD	\$28.96	\$28.71	\$28.96	\$26.60	TBD	\$146.91	TBD	\$108.67
NRC -4 - Wire DS1 Digital Loop with 4 - Wire DDITS Trunk Port - Subsequent Channel Activation - Per Channel - 1-Way Inward Trunk Without DID	UDTTC	TBD	\$28.96	\$28.71	\$28.96	\$26.60	TBD	\$146.91	TBD	\$108.67
NRC -4 - Wire DS1 Digital Loop with 4 - Wire DDITS Trunk Port - Subsequent Channel Activation - Per Channel - 1-Way Inward Trunk With DID	UDTTD	TBD	\$28.96	\$28.71	\$28.96	\$26.60	TBD	\$146.91	TBD	\$108.67
NRC -4 - Wire DS1 Digital Loop with 4 - Wire DDITS Trunk Port - Subsequent Channel Activation - Per Channel - 2-Way DID with User Transfer	UDTTE	TBD	\$28.96	\$28.71	\$28.96	\$26.60	TBD	\$146.91	TBD	\$108.67
NRC -4 - Wire DS1 Digital Loop with 4 - Wire DDITS Digital Trunk Port - Subsequent Signaling Changes		TBD	TBD	TBD	TBD	TBD	TBD	\$29.65	TBD	\$22.92
NRC -4 - Wire DS1 Digital Loop with 4 - Wire DDITS Digital Trunk Port - Subsequent Telephone Numbers		TBD	TBD	TBD	TBD	TBD	TBD	\$120.96	TBD	\$88.68
NRC - Interoffice Channel Mileage - (Dedicated DS1) FX/FCO for 4 - Wire DS1 Digital Loop with 4 - Wire DDITS Trunk Port Fixed cost 0-8 miles (Facilities Termination) - 1st - New Only	1LNO1	\$198.15	NA	\$147.07	NA	NA	NA	NA	NA	NA
NRC - Interoffice Channel Mileage - (Dedicated DS1) FX/FCO for 4 - Wire DS1 Digital Loop with 4 - Wire DDITS Trunk Port Fixed cost 0-8 miles (Facilities Termination) - Additional - New Only	1LNO2	\$148.18	NA	\$111.75	NA	NA	NA	NA	NA	NA
NRC - Interoffice Channel Mileage - (Dedicated DS1) FX/FCO for 4 - Wire DS1 Digital Loop with 4 - Wire DDITS Trunk Port Fixed cost 0-8 miles (Facilities Termination) - Disconnect - 1st - New Only	1LNO3	\$25.44	NA	NA	NA	NA	NA	NA	NA	NA
NRC - Interoffice Channel Mileage - (Dedicated DS1) FX/FCO for 4 - Wire DS1 Digital Loop with 4 - Wire DDITS Trunk Port Fixed cost 0-8 miles (Facilities Termination) - Disconnect Additional - New Only	1LNO4	\$20.42	NA	NA	NA	NA	NA	NA	NA	NA
BIPOLAR 8 ZERO SUSTITUTION										
NRC - Superframe Format - Conversion or new install 1st	CCOSF	\$0.00	\$0.00	\$0.00	\$0.00	\$0.00	\$0.00	\$0.00	\$0.00	\$0.00
NRC - Superframe Format - Conversion or new install Additional	CCOSF	\$0.00	\$0.00	\$0.00	\$0.00	\$0.00	\$0.00	\$0.00	\$0.00	\$0.00
NRC - Extended Superframe Format - Change or Subsequent Activity - 1st	CCOSF	\$0.00	\$0.00	\$0.00	\$0.00	\$0.00	\$0.00	\$0.00	\$0.00	\$0.00
NRC - Extended Superframe Format - Change or Subsequent Activity - Additional	CCOSF	\$600.00	\$655.00	\$600.00	\$730.00	\$605.00	\$600.00	\$615.00	\$605.00	\$590.00
NRC - Extended Superframe Format - Conversion or New Install 1st	CCOEF	\$0.00	\$0.00	\$0.00	\$0.00	\$0.00	\$0.00	\$0.00	\$0.00	\$0.00
NRC - Extended Superframe Format - Conversion or New Install - Additional	CCOEF	\$0.00	\$0.00	\$0.00	\$0.00	\$0.00	\$0.00	\$0.00	\$0.00	\$0.00
NRC - Extended Superframe Format - Change or Subsequent Activity - 1st	CCOEF	\$0.00	\$0.00	\$0.00	\$0.00	\$0.00	\$0.00	\$0.00	\$0.00	\$0.00
NRC - Extended Superframe Format - Change or Subsequent Activity - Additional	CCOEF	\$600.00	\$655.00	\$600.00	\$730.00	\$605.00	\$600.00	\$615.00	\$605.00	\$590.00
Alternate Mark Inversion (AMI)										
NRC - Superframe Format - 1st	MCOSF	\$0.00	\$0.00	\$0.00	\$0.00	\$0.00	\$0.00	\$0.00	\$0.00	\$0.00
NRC - Superframe Format - Additional	MCOSF	\$0.00	\$0.00	\$0.00	\$0.00	\$0.00	\$0.00	\$0.00	\$0.00	\$0.00
NRC - Extended Superframe Format - 1st	MCOPO	\$0.00	\$0.00	\$0.00	\$0.00	\$0.00	\$0.00	\$0.00	\$0.00	\$0.00
NRC - Extended Superframe Format - Additional	MCOPO	\$0.00	\$0.00	\$0.00	\$0.00	\$0.00	\$0.00	\$0.00	\$0.00	\$0.00
2-Wire Voice Grade Loop with 2-Wire Line Port PBX										
2-Wire Analog Line Port (PBX), per month										
2 WIRE VOICE UNBUNDLED COMBINATION 2-WAY PBX TRUNK - Residence	UEPRD	\$2.20	\$1.35	\$1.79	\$2.61	\$2.55	\$2.12	\$2.28	\$3.69	\$4.54
LINE SIDE UNBUNDLED COMBINATION 2-WAY PBX TRUNK - BUSINESS	UEPPC	\$2.20	\$1.35	\$1.79	\$2.61	\$2.55	\$2.12	\$2.28	\$3.69	\$4.54
LINE SIDE UNBUNDLED OUTWARD PBX TRUNK - BUSINESS	UEPPO	\$2.20	\$1.35	\$1.79	\$2.61	\$2.55	\$2.12	\$2.28	\$3.69	\$4.54
LINE SIDE UNBUNDLED INCOMING PBX TRUNK - BUSINESS	UEPP1	\$2.20	\$1.35	\$1.79	\$2.61	\$2.55	\$2.12	\$2.28	\$3.69	\$4.54
2-WIRE VOICE UNBUNDLED 2-WAY COMBINATION PBX ALABAMA CALLING PORT	UEPA2	\$2.20	NA	NA	NA	NA	NA	NA	NA	NA
2-WIRE VOICE UNBUNDLED 2-WAY COMBINATION PBX LOUISIANA CALLING PORT	UEPL2	NA	NA	NA	NA	\$2.55	NA	NA	NA	NA
2-WIRE VOICE UNBUNDLED PBX LD TERMINAL PORTS	UEPLD	\$2.20	\$1.35	\$1.79	\$2.61	\$2.55	\$2.12	\$2.28	\$3.69	\$4.54
2-WIRE VOICE UNBUNDLED 2-WAY COMBINATION PBX TENNESSEE CALLING PORT	UEPT2	NA	NA	NA	NA	NA	NA	NA	NA	\$4.54

BELLSOUTH/Xspedius RATES
 NETWORK ELEMENTS
 AND OTHER SERVICES
 LOOP/PORT COMBINATIONS

Attachment 2
 Exhibit C
 Rates - Page 11

DESCRIPTION	USOC	AL	FL	GA	KY	LA	MS	NC	SC	TN
2-WIRE VOICE UNBUNDLED 1-WAY OUTGOING PBX TENNESSEE CALLING PORT	UEPTO	NA	NA	NA	NA	NA	NA	NA	NA	\$4.54
2-WIRE VOICE UNBUNDLED 2-WAY COMBINATION PBX USAGE PORT	UEPXA	\$2.20	\$1.35	\$1.79	\$2.61	\$2.55	\$2.12	\$2.28	\$3.69	\$4.54
2-WIRE VOICE UNBUNDLED PBX TOLL TERMINAL HOTEL PORTS	UEPXB	\$2.20	\$1.35	\$1.79	\$2.61	\$2.55	\$2.12	\$2.28	\$3.69	\$4.54
2-WIRE VOICE UNBUNDLED PBX LD DDD TERMINALS PORT	UEPXC	\$2.20	\$1.35	\$1.79	\$2.61	\$2.55	\$2.12	\$2.28	\$3.69	\$4.54
2-WIRE VOICE UNBUNDLED PBX LD TERMINAL SWITCHBOARD PORT	UEPXD	\$2.20	\$1.35	\$1.79	\$2.61	\$2.55	\$2.12	\$2.28	\$3.69	\$4.54
2-WIRE VOICE UNBUNDLED PBX LD TERMINAL SWITCHBOARD IDD CAPABLE PORT	UEPXE	\$2.20	\$1.35	\$1.79	\$2.61	\$2.55	\$2.12	\$2.28	\$3.69	\$4.54
2-WIRE VOICE UNBUNDLED 2-WAY PBX KENTUCKY ROOM AREA CALLING PORT WITHOUT LUD	UEPXF	NA	NA	NA	\$2.61	NA	NA	NA	NA	NA
2-WIRE VOICE UNBUNDLED PBX KENTUCKY LUD AREA CALLING PORT	UEPXG	NA	NA	NA	\$2.61	NA	NA	NA	NA	NA
2-WIRE VOICE UNBUNDLED PBX KENTUCKY PREMIUM CALLING PORT	UEPXH	NA	NA	NA	\$2.61	NA	NA	NA	NA	NA
2-WIRE VOICE UNBUNDLED 2-WAY KENTUCKY AREA CALLING PORT WITHOUT LUD	UEPXJ	NA	NA	NA	\$2.61	NA	NA	NA	NA	NA
2-WIRE VOICE UNBUNDLED 2-WAY PBX LOUISIANA LOCAL OPTIONAL CALLING PORT	UEPXK	NA	NA	NA	NA	\$2.55	NA	NA	NA	NA
2-WIRE VOICE UNBUNDLED 2-WAY PBX HOTEL/HOSPITAL ECONOMY ADMINISTRATIVE CALLING PORT	UEPXL	\$2.20	\$1.35	\$1.79	\$2.61	\$2.55	\$2.12	\$2.28	\$3.69	\$4.54
2-WIRE VOICE UNBUNDLED 2-WAY PBX HOTEL/HOSPITAL ECONOMY ROOM CALLING PORT	UEPXM	\$2.20	\$1.35	\$1.79	\$2.61	\$2.55	\$2.12	\$2.28	\$3.69	\$4.54
2-WIRE VOICE UNBUNDLED 1-WAY OUTGOING PBX HOTEL/HOSPITAL ECONOMY ADMINIATRATIVE CALLING PORTTENNESSEE CALLING PORT	UEPXN	NA	NA	NA	NA	NA	NA	NA	NA	\$4.54
2-WIRE VOICE UNBUNDLED 1-WAY OUTGOING PBX HOTEL/HOSPITAL DIACOUNT ROOM CALLING PORT	UEPXO	\$2.20	\$1.35	\$1.79	\$2.61	\$2.55	\$2.12	\$2.28	\$3.69	\$4.54
2-WIRE VOICE UNBUNDLED 1-WAY OUTGOING PBX LOUISIANA LOCAL DISCOUNT CALLING PORT	UEPXP	NA	NA	NA	NA	\$2.55	NA	NA	NA	NA
2-WIRE VOICE UNBUNDLED 2-WAY PBX MISSISSIPPI LOCAL ECONOMY CALLING PORT	UEPXQ	NA	NA	NA	NA	NA	\$2.12	NA	NA	NA
2-WIRE VOICE UNBUNDLED 2-WAY PBX MISSISSIPPI LOCAL OPTIONAL CALLING PORT	UEPXR	NA	NA	NA	NA	NA	\$2.12	NA	NA	NA
2-WIRE VOICE UNBUNDLED 1-WAY OUTGOING PBXMEASURED PORT	UEPXS	\$2.20	\$1.35	\$1.79	\$2.61	\$2.55	\$2.12	\$2.28	\$3.69	\$4.54
2-WIRE VOICE UNBUNDLED 2-WAY PBX SOUTH CAROLINA AREA PLUS CALLING PORT	UEPXT	NA	NA	NA	NA	NA	NA	NA	\$3.69	NA
2-WIRE VOICE UNBUNDLED PBX COLLIERVERVILLE & MEMPHIS CALLING PORT	UEPXU	NA	NA	NA	NA	NA	NA	NA	NA	\$4.54
2-WIRE VOICE UNBUNDLED 2-WAY PBX TENNESSEE REGIONSERV CALLING PORT	UEPXV	NA	NA	NA	NA	NA	NA	NA	NA	\$4.54
LOCAL NUMBER PORTABILITY (REQUIRES ONE PER PORT)	LNPCP									
2-Wire Voice Grade Loop (SL1)										
RC - 2- Wire Voice Grade Loop - Statewide	UEPLX	NA	NA	NA	NA	NA	NA	\$14.18	NA	NA
RC - 2- Wire Voice Grade Loop - Zone 1	UEPLX	\$14.35	\$14.90	\$10.80	\$14.79	\$14.05	\$14.59	NA	\$17.02	\$12.48
RC - 2- Wire Voice Grade Loop - Zone 2	UEPLX	\$23.31	\$18.51	\$12.47	\$27.68	\$24.14	\$19.33	NA	\$25.66	\$14.42
RC - 2- Wire Voice Grade Loop - Zone 3	UEPLX	\$42.24	\$24.25	\$19.83	\$47.78	\$49.30	\$27.63	NA	\$33.99	\$21.77
RC - 2- Wire Voice Grade Loop - Zone 4	UEPLX	NA	NA	NA	NA	NA	\$36.47	NA	NA	NA
Combination Rates										
RC - 2-Wire Voice Grade Loop with 2-Wire Line Port, Statewide	Note 8	NA	NA	NA	NA	NA	NA	\$16.46	NA	NA
RC - 2-Wire Voice Grade Loop with 2-Wire Line Port, Zone 1 (Note 6)	Note 8	\$16.55	\$16.25	\$12.59	#VALUE!	\$16.60	\$16.71	NA	\$20.71	\$17.02
RC - 2-Wire Voice Grade Loop with 2-Wire Line Port, Zone 2 (Note 6)	Note 8	\$25.51	\$19.86	\$14.26	#VALUE!	\$26.69	\$21.45	NA	\$29.35	\$18.96
RC - 2-Wire Voice Grade Loop with 2-Wire Line Port, Zone 3 (Note 6)	Note 8	\$44.44	\$25.60	\$21.62	#VALUE!	\$51.85	\$29.75	NA	\$37.68	\$26.31
RC - 2-Wire Voice Grade Loop with 2-Wire Line Port, Zone 4 (Note 6)	Note 8	NA	NA	NA	NA	NA	\$38.59	NA	NA	NA
Nonrecurring Charges										
NRC - 2-Wire Voice Grade Loop/Line Port Combination - 1st, Switch as is	USAC2	\$2.80	\$15.82	\$2.01	\$10.00	\$3.80	\$5.20	\$2.77	\$1.59	\$1.03
NRC - 2-Wire Voice Grade Loop/Line Port Combination - Add'l, Switch as is	USAC2	\$0.41	\$3.80	\$0.3108	\$10.00	\$0.29	\$0.41	\$0.40	\$0.40	\$0.2886
NRC - 2-Wire Voice Grade Loop/Line Port Combination - 1st, Switch with change	USACC	\$2.80	\$15.82	\$2.01	\$10.00	\$3.80	\$5.20	\$2.77	\$1.59	\$1.03

BELLSOUTH/Xspedius RATES
 NETWORK ELEMENTS
 AND OTHER SERVICES
 LOOP/PORT COMBINATIONS

DESCRIPTION	USOC	AL	FL	GA	KY	LA	MS	NC	SC	TN
NRC - 2-Wire Voice Grade Loop/Line Port Combination - Add'l, Switch with change	USACC	\$0.41	\$3.80	\$0.3108	\$10.00	\$0.29	\$0.41	\$0.40	\$0.40	\$0.2886
NRC - 2-Wire Voice Grade Loop/Line Port Combination - Subsequent	USAS2	\$10.00	\$10.00	\$10.00	\$10.00	\$10.00	\$10.00	\$10.00	\$10.00	\$10.00
NRC - 2-Wire Voice Grade Loop/Line Port Combination - OSS LSR Charge, Electronic, per LSR received from the CLEC by one of the OSS interactive interfaces (Note 7)	SOMEK	\$3.50	\$2.75	\$3.50	\$3.50	\$3.50	\$3.50	\$3.50	\$3.50	\$3.50
NRC - 2-Wire Voice Grade Loop/Line Port Combination - Incremental Cost - Manual Svc.Order vs. Electronic - 1st	SOMAN	\$40.71	\$21.56	\$33.67	\$19.99	\$31.92	\$43.52	\$40.18	\$43.19	\$30.89
NRC - 2-Wire Voice Grade Loop/Line Port Combination - Incremental Cost - Manual Svc.Order vs. Electronic - Add'l	SOMAN	\$9.58	\$21.56	\$7.88	\$19.99	\$7.32	\$0.99	\$9.45	\$9.91	\$7.03
NRC - 2 Wire Voice Grade Loop/Line Port Combination - Subsequent Database Update Electronic		\$1.44	TBD	TBD	TBD	\$2.11	\$2.87	\$1.42	\$0.71	\$0.76
NRC - 2 Wire Voice Grade Loop/Line Port Combination - Subsequent Database Update Manual Service Order		\$8.25	TBD	TBD	TBD	\$5.12	\$6.88	\$10.27	\$8.91	\$7.97
NRC - Electronic Service Order Disconnect		TBD	\$0.42	TBD	TBD	TBD	TBD	TBD	TBD	TBD
NRC - Incremental Manual Service Order Disconnect		\$20.00	\$3.84	\$20.00	\$20.00	\$20.00	\$20.00	\$20.00	\$20.00	\$20.00
NRCs for New (not Currently Combined) as ordered in Georgia										
NRC - 2-Wire Voice Grade Loop with 2-Wire Line Port - New - 1s	UEPRD	NA	NA	\$22.14	NA	NA	NA	NA	NA	NA
NRC - 2-Wire Voice Grade Loop with 2-Wire Line Port - New - Add'	UEPRD	NA	NA	\$15.25	NA	NA	NA	NA	NA	NA
NRC - 2-Wire Voice Grade Loop with 2-Wire Line Port - New - 1s	UEPPC	NA	NA	\$22.14	NA	NA	NA	NA	NA	NA
NRC - 2-Wire Voice Grade Loop with 2-Wire Line Port - New - Add'	UEPPC	NA	NA	\$15.25	NA	NA	NA	NA	NA	NA
NRC - 2-Wire Voice Grade Loop with 2-Wire Line Port - New - 1s	UEPPO	NA	NA	\$22.14	NA	NA	NA	NA	NA	NA
NRC - 2-Wire Voice Grade Loop with 2-Wire Line Port - New - Add'	UEPPO	NA	NA	\$15.25	NA	NA	NA	NA	NA	NA
NRC - 2-Wire Voice Grade Loop with 2-Wire Line Port - New - 1s	UEPP1	NA	NA	\$22.14	NA	NA	NA	NA	NA	NA
NRC - 2-Wire Voice Grade Loop with 2-Wire Line Port - New - Add'	UEPP1	NA	NA	\$15.25	NA	NA	NA	NA	NA	NA
NRC - 2-Wire Voice Grade Loop with 2-Wire Line Port - New - 1s	UEPLD	NA	NA	\$22.14	NA	NA	NA	NA	NA	NA
NRC - 2-Wire Voice Grade Loop with 2-Wire Line Port - New - Add'	UEPLD	NA	NA	\$15.25	NA	NA	NA	NA	NA	NA
NRC - 2-Wire Voice Grade Loop with 2-Wire Line Port - New - 1s	UEPXA	NA	NA	\$22.14	NA	NA	NA	NA	NA	NA
NRC - 2-Wire Voice Grade Loop with 2-Wire Line Port - New - Add'	UEPXA	NA	NA	\$15.25	NA	NA	NA	NA	NA	NA
NRC - 2-Wire Voice Grade Loop with 2-Wire Line Port - New - 1st	UEPXB	NA	NA	\$22.14	NA	NA	NA	NA	NA	NA
NRC - 2-Wire Voice Grade Loop with 2-Wire Line Port - New - Add'l	UEPXB	NA	NA	\$15.25	NA	NA	NA	NA	NA	NA
NRC - 2-Wire Voice Grade Loop with 2-Wire Line Port - New - 1s	UEPXC	NA	NA	\$22.14	NA	NA	NA	NA	NA	NA
NRC - 2-Wire Voice Grade Loop with 2-Wire Line Port - New - Add'	UEPXC	NA	NA	\$15.25	NA	NA	NA	NA	NA	NA
NRC - 2-Wire Voice Grade Loop with 2-Wire Line Port - New - 1s	UEPXD	NA	NA	\$22.14	NA	NA	NA	NA	NA	NA
NRC - 2-Wire Voice Grade Loop with 2-Wire Line Port - New - Add'	UEPXD	NA	NA	\$15.25	NA	NA	NA	NA	NA	NA
NRC - 2-Wire Voice Grade Loop with 2-Wire Line Port - New - 1s	UEPXE	NA	NA	\$22.14	NA	NA	NA	NA	NA	NA
NRC - 2-Wire Voice Grade Loop with 2-Wire Line Port - New - Add'	UEPXE	NA	NA	\$15.25	NA	NA	NA	NA	NA	NA
NRC - 2-Wire Voice Grade Loop with 2-Wire Line Port - New - 1s	UEPXL	NA	NA	\$22.14	NA	NA	NA	NA	NA	NA
NRC - 2-Wire Voice Grade Loop with 2-Wire Line Port - New - Add'	UEPXL	NA	NA	\$15.25	NA	NA	NA	NA	NA	NA
NRC - 2-Wire Voice Grade Loop with 2-Wire Line Port - New - 1s	UEPXM	NA	NA	\$22.14	NA	NA	NA	NA	NA	NA
NRC - 2-Wire Voice Grade Loop with 2-Wire Line Port - New - Add'l	UEPXM	NA	NA	\$15.25	NA	NA	NA	NA	NA	NA
NRC - 2-Wire Voice Grade Loop with 2-Wire Line Port - New - 1s	UEPXO	NA	NA	\$22.14	NA	NA	NA	NA	NA	NA
NRC - 2-Wire Voice Grade Loop with 2-Wire Line Port - New - Add'	UEPXO	NA	NA	\$15.25	NA	NA	NA	NA	NA	NA
NRC - 2-Wire Voice Grade Loop with 2-Wire Line Port - New - 1s	UEPXS	NA	NA	\$22.14	NA	NA	NA	NA	NA	NA
NRC - 2-Wire Voice Grade Loop with 2-Wire Line Port - New - Add'	UEPXS	NA	NA	\$15.25	NA	NA	NA	NA	NA	NA
NRC - 2-Wire Voice Grade Loop/Line Port Combination - Subsequent	USAS2	NA	NA	\$10.00	NA	NA	NA	NA	NA	NA
NRC - 2-Wire Voice Grade Loop with 2-Wire Line Port - New - Disconnect - 1s		NA	NA	\$8.45	NA	NA	NA	NA	NA	NA
NRC - 2-Wire Voice Grade Loop with 2-Wire Line Port - New - Disconnect - Add'		NA	NA	\$3.91	NA	NA	NA	NA	NA	NA
NRC - 2-Wire Voice Grade Loop/Line Port Combination - OSS LSR Charge, Electronic, per LSR received from the CLEC by one of the OSS interactive interfaces (Note 7)	SOMEK	NA	NA	\$3.50	NA	NA	NA	NA	NA	NA

BELLSOUTH/Xspedius RATES
 NETWORK ELEMENTS
 AND OTHER SERVICES
 LOOP/PORT COMBINATIONS

DESCRIPTION	USOC	AL	FL	GA	KY	LA	MS	NC	SC	TN
NRC - 2-Wire Voice Grade Loop with 2-Wire Line Port - Incremental Cost Manual vs. Electronic - New - 1st		NA	NA	\$37.06	NA	NA	NA	NA	NA	NA
NRC - 2-Wire Voice Grade Loop with 2-Wire Line Port - Incremental Cost Manual vs. Electronic - New - Add'l		NA	NA	\$8.19	NA	NA	NA	NA	NA	NA
NRC- 2 Wire Voice Grade Loop/Line Port Combination - Subsequent Database Update Electronic		NA	NA	TBD	NA	NA	NA	NA	NA	NA
NRC- 2 Wire Voice Grade Loop/Line Port Combination - Subsequent Database Update Manual Service Order		NA	NA	TBD	NA	NA	NA	NA	NA	NA
NRC - 2-Wire Voice Grade Loop with 2-Wire Line Port - Incremental Cost Manual vs. Electronic - New - Disconnect		NA	NA	\$11.17	NA	NA	NA	NA	NA	NA
All Other Loop/Port Combinations		TBD	TBD	Note 2	TBD	TBD	TBD	TBD	TBD	TBD
LOCAL NUMBER PORTABILITY (REQUIRES ONE PER PORT)	LNPCX									
NOTES:										
1	Interim rates subject to true-up.									
1	Market Rates will apply in those areas where BellSouth is not required to provide circuit switching pursuant to FCC rules.									
2	In Georgia, rates will apply for Currently Combined as well as not Currently Combined loop/port combinations unless otherwise identified.									
3	In the absence of ordered rates by a State Commission, the recurring rates for Currently Combined combinations of loop/port network elements will be the sum of the recurring rates for the UNEs which make up the combinations, and the nonrecurring rates shall be as set forth in this section.									
4	End Office and Tandem Switching Usage and Common Transport Usage rates in the Port section of this rate exhibit shall apply to all combinations of loop/port network elements.									
5	Deleted									
6	Geographically Deaveraged UNE Zones and applicable rates have been established for certain services, as shown in this Agreement. Where Geographically Deaveraged UNE Zones and applicable rates are established, Statewide rates are obsolete. Further, BellSouth is in the process of enhancing its billing systems in order to accommodate this Geographically Deaveraged UNE Zone Rate Structure. Until these enhancements are accomplished, estimated to be mid 2001, the UNE Zone 1 rate will be billed for all services residing in Zones 1, 2, 3 or 4, i.e., Rates for services residing in UNE Zones 2, 3 and UNE Zone 4, where applicable, will not be billed. Once billing enhancements are complete, all applicable UNE Zone rates reflected in this Agreement will be billed. Reference Internet Website http://www.interconnection.bellsouth.com/become_clec/docs/interconnection/deavuzns.pdf to view Geographically Deaveraged UNE Zone Designations by Central Office.									
7	In the absence of ordered OSS rates by a state commission, BellSouth will offer regionwide rates									
8	There is not a unique combination USOC. CLEC should submit the loop and port USOCs.									
9	Rates in TN and FL are interim and shall be trued-up when final rates are ordered.									

BELLSOUTH/Xspedius RATES
NETWORK ELEMENTS
AND OTHER SERVICES
ENHANCED EXTENDED LINKS

ENHANCED EXTENDED LINKS (EELs)											
New EEL rates are the sum of the individual UNE network elements (interoffice transport and loop [channelization if applicable]).											
DS1 Interoffice Channel and 2-wire VG Local Loop EEL:											
Recurring Charges											
2-wire VG Loop per month, statewide	UEAL2	NA	NA	NA	NA	NA	NA	NA	\$19.50	NA	NA
2-wire VG Loop per month, Zone 1 (Note 1)	UEAL2	NA	\$20.52	\$15.40	NA	\$17.65	NA	TBD	NA	NA	\$15.54
2-wire VG Loop per month, Zone 2 (Note 1)	UEAL2	NA	TBD	\$17.78	NA	\$30.32	NA	TBD	NA	NA	\$19.55
2-wire VG Loop per month, Zone 3 (Note 1)	UEAL2	NA	TBD	\$28.26	NA	\$61.93	NA	TBD	NA	NA	\$28.02
2-wire VG Loop per month, Zone 4 (Note 1)	NA	NA	NA	NA	NA	NA	NA	NA	NA	NA	NA
Interoffice Channel - Dedicated - DS1 - per mile per month	1L5XX	NA	\$0.6013	\$0.4523	NA	\$0.7831	NA	\$0.5753	NA	NA	\$0.3525
Interoffice Channel - Dedicated - DS1 - Facility Termination per month	U1TF1	NA	\$99.79	\$78.47	NA	\$93.40	NA	\$71.29	NA	NA	\$75.83
DS1 Channelized System per month	MQ1	NA	\$153.60	\$18.23	NA	\$209.87	NA	\$177.72	NA	NA	\$165.21
VG (COCL) interface card per month	1D1VG	NA	\$1.45	\$2.20	NA	\$1.62	NA	\$1.64	NA	NA	\$1.25
Non-Recurring Charges - New EEL (Note 2)(Note 3)											
NRC- DS1 interoffice Facility Termination - 1st	U1TF1	NA	\$171.01	\$142.64	NA	\$160.49	NA	\$217.17	NA	NA	\$165.53
NRC-DS1 interoffice Facility Termination - Add'l	U1TF1	NA	\$101.84	\$94.87	NA	\$123.03	NA	\$163.75	NA	NA	\$124.84
NRC-2-wire VG Local Loop - 1st	UEAL2	NA	\$38.02	\$77.54	NA	\$128.42	NA	\$142.97	NA	NA	\$103.76
NRC-2-wire VG Local Loop - Add'l	UEAL2	NA	\$35.15	\$51.57	NA	\$93.60	NA	\$106.56	NA	NA	\$65.84
NRC-DS1 Channelization System -1st	MQ1	NA	\$275.18	\$206.09	NA	\$220.07	NA	\$193.63	NA	NA	\$222.87
NRC-DS1 Channelization System - Add'l	MQ1	NA	\$137.77	\$137.06	NA	\$135.20	NA	\$118.37	NA	NA	\$135.80
NRC-VG(COCL)interface card -1st	1D1VG	NA	\$12.16	\$12.02	NA	\$12.29	NA	\$15.76	NA	NA	\$12.61
NRC-VG(COCL)interface card - Add'l	1D1VG	NA	\$8.77	\$8.66	NA	\$8.80	NA	\$11.28	NA	NA	\$9.03
NRC- 2-wire VG Local Loop and Channelized DS1 Interoffice Combination - Electronic Svc O	SOMECS	NA	\$3.17	\$3.50	NA	\$3.50	NA	\$3.50	NA	NA	\$3.50
NRC- 2-wire VG Local Loop and Channelized DS1 Interoffice Combination - Manual Svc O	SOMAN	NA	\$25.40	NA	NA	NA	NA	NA	NA	NA	\$19.99
NRC- 2-wire VG Local Loop and Channelized DS1 Interoffice Combination - Manual Svc O	SOMAN	NA	NA	\$33.63	NA	\$242.20	NA	\$66.20	NA	NA	NA
NRC- 2-wire VG Local Loop and Channelized DS1 Interoffice Combination - Manual Svc O	SOMAN	NA	NA	\$27.49	NA	\$153.37	NA	\$51.40	NA	NA	NA
NRC- 2-wire VG Local Loop and Channelized DS1 Interoffice Combination - Manual Svc O	SOMAN	NA	NA	\$19.88	NA	\$45.91	NA	NA	NA	NA	NA
NRC- 2-wire VG Local Loop and Channelized DS1 Interoffice Combination - Manual Svc O	SOMAN	NA	NA	\$11.85	NA	\$8.06	NA	NA	NA	NA	NA
DS1 Interoffice Channel and 4-wire VG Local Loop EEL:											
Recurring Charges											
4-wire VG Loop per month	UEAL4	NA	NA	NA	NA	NA	NA	\$27.49	NA	NA	NA
4-wire VG Loop per month, Zone 1 (Note 1)	UEAL4	NA	\$24.26	\$22.88	NA	\$24.36	NA	NA	NA	NA	\$15.92
4-wire VG Loop per month, Zone 2 (Note 1)	UEAL4	NA	\$35.51	\$26.42	NA	\$41.85	NA	NA	NA	NA	\$20.79
4-wire VG Loop per month, Zone 3 (Note 1)	UEAL4	NA	\$78.35	\$41.99	NA	\$86.47	NA	NA	NA	NA	\$27.18
4-wire VG Loop per month, Zone 4 (Note 1)	NA	NA	NA	NA	NA	NA	NA	NA	NA	NA	NA
Interoffice Channel - Dedicated - DS1 - per mile per month	1L5XX	NA	\$0.6013	\$0.4523	NA	\$0.7831	NA	\$0.0783	NA	NA	\$0.3525
Interoffice Channel - Dedicated - DS1 - Facility Termination per month	U1TF1	NA	\$99.79	\$78.47	NA	\$93.40	NA	\$71.29	NA	NA	\$75.83
DS1 Channelized System per month	MQ1	NA	\$153.60	\$18.23	NA	\$209.87	NA	\$177.72	NA	NA	\$165.21
VG (COCL) interface card per month	1D1VG	NA	\$1.45	\$2.67	NA	\$1.62	NA	\$1.64	NA	NA	\$1.25
Non-Recurring Charges - New EEL (Note 2) (Note 3)											
NRC- DS1 interoffice Facility Termination - 1st	U1TF1	NA	\$171.01	\$142.64	NA	\$160.49	NA	\$534.48	NA	NA	\$165.53
NRC-DS1 interoffice Facility Termination - Add'l	U1TF1	NA	\$101.84	\$94.87	NA	\$123.03	NA	\$462.69	NA	NA	\$124.84
NRC-4-wire VG Local Loop - 1st	UEAL4	NA	\$329.76	\$228.99	NA	\$128.42	NA	\$288.47	NA	NA	\$103.76
NRC-4-wire VG Local Loop - Add'l	UEAL4	NA	\$178.91	\$203.26	NA	\$93.60	NA	\$237.45	NA	NA	\$65.84
NRC-DS1 Channelization System -1st	MQ1	NA	\$275.18	\$206.09	NA	\$220.07	NA	\$301.74	NA	NA	\$222.87
NRC-DS1 Channelization System - Add'l	MQ1	NA	\$137.77	\$137.06	NA	\$135.20	NA	\$182.57	NA	NA	\$135.80
NRC-VG(COCL)interface card -1st	1D1VG	NA	\$12.16	\$12.02	NA	\$12.29	NA	\$15.76	NA	NA	\$12.61
NRC-VG(COCL)interface card - Add'l	1D1VG	NA	\$8.77	\$8.66	NA	\$8.80	NA	\$11.28	NA	NA	\$9.03
NRC-DS1 interoffice channel and 4-wire VG Local Loop Combination - Electronic Svc O	SOMECS	NA	\$3.17	\$3.50	NA	\$3.50	NA	\$3.50	NA	NA	\$3.50
NRC-DS1 interoffice channel and 4-wire VG Local Loop Combination - Manual Svc O	SOMAN	NA	\$25.40	NA	NA	NA	NA	NA	NA	NA	\$19.99
NRC-DS1 interoffice channel and 4-wire VG Local Loop Combination - Manual Svc O	SOMAN	NA	NA	\$33.63	NA	\$242.20	NA	\$66.20	NA	NA	NA
NRC-DS1 interoffice channel and 4-wire VG Local Loop Combination - Manual Svc O	SOMAN	NA	NA	\$27.49	NA	\$153.37	NA	\$51.40	NA	NA	NA
NRC-DS1 interoffice channel and 4-wire VG Local Loop Combination - Manual Svc O	SOMAN	NA	NA	\$19.88	NA	\$45.91	NA	NA	NA	NA	NA
NRC-DS1 interoffice channel and 4-wire VG Local Loop Combination - Manual Svc O	SOMAN	NA	NA	\$11.85	NA	\$8.06	NA	NA	NA	NA	NA

BELLSOUTH/Xspedius RATES
NETWORK ELEMENTS
AND OTHER SERVICES
ENHANCED EXTENDED LINKS

		New EEL rates are the sum of the individual UNE network elements (interoffice transport and loop [channelization if applicable]).										
		DS1 Interoffice Channel and 2-wire ISDN Local Loop:										
		Recurring Charges										
		2-wire ISDN Loop per month	U1L2X	NA	NA	NA	NA	NA	NA	\$24.98	NA	NA
		2-wire ISDN Loop per month, Zone 1 (Note 1)	U1L2X	NA	\$32.34	\$21.89	NA	\$21.15	NA	TBD	NA	\$15.54
		2-wire ISDN Loop per month, Zone 2 (Note 1)	U1L2X	NA	\$47.35	\$25.27	NA	\$36.22	NA	TBD	NA	\$19.55
		2-wire ISDN Loop per month, Zone 3 (Note 1)	U1L2X	NA	\$104.47	\$40.17	NA	\$74.19	NA	TBD	NA	\$28.02
		2-wire ISDN Loop per month, Zone 4 (Note 1)	NA	NA	NA	NA	NA	NA	NA	NA	NA	NA
		Interoffice Channel - Dedicated - DS1 - per mile per month	1L5XX	NA	\$0.6013	\$0.4523	NA	\$0.7831	NA	\$0.5753	NA	\$0.3525
		Interoffice Channel - Dedicated - DS1 - Facility Termination per month	U1TF1	NA	\$99.79	\$78.47	NA	\$93.40	NA	\$71.29	NA	\$75.83
		DS1 Channelized System per month	MQ1	NA	\$153.60	\$18.23	NA	\$209.87	NA	\$177.72	NA	\$165.21
		2-wire ISDN(BRITE COCI) per month	UC1CA	NA	\$3.83	\$3.71	NA	\$4.18	NA	\$3.76	NA	\$3.33
		Non-Recurring Charges - New EEL (Note 2)(Note 3)										
		NRC- DS1 interoffice Facility Termination - 1st	U1TF1	NA	\$171.01	\$142.64	NA	\$160.49	NA	\$217.17	NA	\$165.53
		NRC-DS1 interoffice Facility Termination - Add'l	U1TF1	NA	\$101.84	\$94.87	NA	\$123.03	NA	\$163.75	NA	\$124.84
		NRC- 2-wire ISDN Local Loop - 1st	U1L2X	NA	\$329.76	\$77.54	NA	\$223.27	NA	\$325.91	NA	\$58.50
		NRC- 2-wire ISDN Local Loop - Add'l	U1L2X	NA	\$148.55	\$51.57	NA	\$172.63	NA	\$251.31	NA	\$31.00
		NRC-DS1 Channelization System -1st	MQ1	NA	\$275.18	\$206.09	NA	\$220.07	NA	\$301.74	NA	\$222.87
		NRC-DS1 Channelization System - Add'l	MQ1	NA	\$137.77	\$137.06	NA	\$135.20	NA	\$182.57	NA	\$135.80
		NRC-2-wire BRITE(COCI)interface card -1st	UC1CA	NA	\$12.16	\$12.02	NA	\$12.29	NA	\$15.76	NA	\$12.61
		NRC-2-wire BRITE(COCI)interface card -Add'l	UC1CA	NA	\$8.77	\$8.66	NA	\$8.80	NA	\$11.28	NA	\$9.03
		NRC-DS1 interoffice channel and 2-wire ISDN Local Loop Combination - Electronic S	SOMECS	NA	\$3.17	\$3.50	NA	\$3.50	NA	\$3.50	NA	\$3.50
		NRC-DS1 interoffice channel and 2-wire ISDN Local Loop Combination - Manual Svc	SOMAN	NA	\$25.40	NA	NA	NA	NA	NA	NA	\$19.99
		NRC-DS1 interoffice channel and 2-wire ISDN Local Loop Combination - Manual Svc	SOMAN	NA	NA	\$33.63	NA	\$57.58	NA	\$38.07	NA	NA
		NRC-DS1 interoffice channel and 2-wire ISDN Local Loop Combination - Manual Svc	SOMAN	NA	NA	\$27.49	NA	\$36.31	NA	\$38.07	NA	NA
		NRC-DS1 interoffice channel and 2-wire ISDN Local Loop Combination - Manual Svc	SOMAN	NA	NA	\$19.88	NA	\$16.12	NA	NA	NA	NA
		NRC-DS1 interoffice channel and 2-wire ISDN Local Loop Combination - Manual Svc	SOMAN	NA	NA	\$11.85	NA	\$8.06	NA	NA	NA	NA
		DS1 Interoffice Channel and 4-wire 56 kbps Local Loop:										
		Recurring Charges										
		4-wire 56kbps Loop per month	UDL56	NA	NA	NA	NA	NA	NA	\$32.67	NA	NA
		4-wire 56kbps Loop per month, Zone 1 (Note 1)	UDL56	NA	\$39.08	\$26.44	NA	\$27.50	NA	TBD	NA	\$36.45
		4-wire 56kbps Loop per month, Zone 2 (Note 1)	UDL56	NA	\$57.21	\$26.42	NA	\$47.24	NA	TBD	NA	\$45.87
		4-wire 56kbps Loop per month, Zone 3 (Note 1)	UDL56	NA	\$126.22	\$46.53	NA	\$96.48	NA	TBD	NA	\$65.75
		4-wire 56kbps Loop per month, Zone 4 (Note 1)	NA	NA	NA	NA	NA	NA	NA	NA	NA	NA
		Interoffice Channel - Dedicated - DS1 - per mile per month	1L5XX	NA	\$0.6013	\$0.4523	NA	\$0.7831	NA	\$0.5753	NA	\$0.3525
		Interoffice Channel - Dedicated - DS1 - Facility Termination per month	U1TF1	NA	\$99.79	\$78.47	NA	\$93.40	NA	\$71.29	NA	\$75.83
		DS1 Channelized System per month	MQ1	NA	\$153.60	\$18.23	NA	\$209.87	NA	\$177.72	NA	\$165.21
		4-wire 56kbps card COCI per month	1D1DD	NA	\$2.20	\$1.06	NA	\$3.12	NA	\$2.88	NA	\$2.46
		Non-Recurring Charges - New EEL (Note 2) (Note 3)										
		NRC- DS1 interoffice Facility Termination - 1st	U1TF1	NA	\$171.01	\$142.64	NA	\$160.49	NA	\$217.17	NA	\$165.53
		NRC-DS1 interoffice Facility Termination - Add'l	U1TF1	NA	\$101.84	\$94.87	NA	\$123.03	NA	\$163.75	NA	\$124.84
		NRC-4-wire 56kbps Local Loop - 1st	UDL56	NA	\$329.76	\$395.14	NA	\$333.28	NA	\$489.04	NA	\$643.00
		NRC-4-wire 56kbps Local Loop - Add'l	UDL56	NA	\$148.55	\$206.98	NA	\$230.50	NA	\$337.51	NA	\$421.26
		NRC-DS1 Channelization System -1st	MQ1	NA	\$275.18	\$206.09	NA	\$220.07	NA	\$301.74	NA	\$222.87
		NRC-DS1 Channelization System - Add'l	MQ1	NA	\$137.77	\$137.06	NA	\$135.20	NA	\$182.57	NA	\$135.80
		NRC-4-wire 56kbps(COCI)interface card -1st	1D1DD	NA	\$12.16	\$12.02	NA	\$12.29	NA	\$15.76	NA	\$12.61
		NRC-4-wire 56kbps(COCI)interface card -Add'l	1D1DD	NA	\$8.77	\$8.66	NA	\$8.80	NA	\$11.28	NA	\$9.03
		NRC-DS1 interoffice channel and 4-wire 56kbps Local Loop Combination - Electronic	SOMECS	NA	\$3.17	\$3.50	NA	\$3.50	NA	\$3.50	NA	\$3.50
		NRC-DS1 interoffice channel and 4-wire 56kbps Local Loop Combination - Manual Svc	SOMAN	NA	\$25.40	NA	NA	NA	NA	NA	NA	\$19.99
		NRC-DS1 interoffice channel and 4-wire 56kbps Local Loop Combination - Manual Svc	SOMAN	NA	NA	\$33.63	NA	\$242.20	NA	\$65.01	NA	NA
		NRC-DS1 interoffice channel and 4-wire 56kbps Local Loop Combination - Manual Svc	SOMAN	NA	NA	\$27.49	NA	\$153.37	NA	\$50.83	NA	NA
		NRC-DS1 interoffice channel and 4-wire 56kbps Local Loop Combination - Manual Svc	SOMAN	NA	NA	\$19.88	NA	\$45.91	NA	NA	NA	NA
		NRC-DS1 interoffice channel and 4-wire 56kbps Local Loop Combination - Manual Svc	SOMAN	NA	NA	\$11.85	NA	\$8.06	NA	NA	NA	NA

BELLSOUTH/Xspedius RATES
NETWORK ELEMENTS
AND OTHER SERVICES
ENHANCED EXTENDED LINKS

		New EEL rates are the sum of the individual UNE network elements (interoffice transport and loop [channelization if applicable]).										
		DS1 Interoffice Channel and 4-wire 64 kbps Local Loop:										
		Recurring Charges										
		4-wire 64kbps Loop per month	UDL64	NA	NA	NA	NA	NA	NA	\$32.67	NA	NA
		4-wire 64kbps Loop per month, Zone 1 (Note 1)	UDL64	NA	\$39.08	\$26.44	NA	\$27.50	NA	TBD	NA	\$36.45
		4-wire 64kbps Loop per month, Zone 2 (Note 1)	UDL64	NA	\$57.21	\$30.53	NA	\$47.24	NA	TBD	NA	\$45.87
		4-wire 64kbps Loop per month, Zone 3 (Note 1)	UDL64	NA	\$126.22	\$46.53	NA	\$96.48	NA	TBD	NA	\$65.75
		4-wire 64kbps Loop per month, Zone 4 (Note 1)	NA	NA	NA	NA	NA	NA	NA	NA	NA	NA
		Interoffice Channel - Dedicated - DS1 - per mile per month	1L5XX	NA	\$0.6013	\$0.4523	NA	\$0.7831	NA	\$0.5753	NA	\$0.3525
		Interoffice Channel - Dedicated - DS1 - Facility Termination per month	U1TF1	NA	\$99.79	\$78.47	NA	\$93.40	NA	\$71.29	NA	\$75.83
		DS1 Channelized System per month	MQ1	NA	\$153.60	\$18.23	NA	\$209.87	NA	\$177.72	NA	\$165.21
		4-wire 64kbps card COCI per month	1D1DD	NA	\$1.06	\$1.06	NA	\$3.12	NA	\$2.88	NA	\$2.46
		Non-Recurring Charges - New EEL (Note 2) (Note 3)										
		NRC- DS1 interoffice - 1st	U1TF1	NA	\$171.01	\$142.64	NA	\$160.49	NA	\$217.17	NA	\$165.53
		NRC- DS1 interoffice - Add'l	U1TF1	NA	\$101.84	\$94.87	NA	\$123.03	NA	\$163.75	NA	\$124.84
		NRC-4-wire 64kbps Local Loop - 1st	UDL64	NA	\$329.76	\$395.14	NA	\$333.28	NA	\$489.04	NA	\$103.76
		NRC-4-wire 64kbps Local Loop - Add'l	UDL64	NA	\$148.55	\$206.98	NA	\$230.50	NA	\$337.51	NA	\$65.84
		NRC-DS1 Channelization System -1st	MQ1	NA	\$275.18	\$206.09	NA	\$220.07	NA	\$301.74	NA	\$222.87
		NRC-DS1 Channelization System - Add'l	MQ1	NA	\$137.77	\$137.06	NA	\$135.20	NA	\$288.33	NA	\$135.80
		NRC-4-wire 64kbps(COCl)interface card -1st	1D1DD	NA	\$12.16	\$12.02	NA	\$12.29	NA	\$15.76	NA	\$12.61
		NRC-4-wire 64kbps(COCl)interface card -Add'l	1D1DD	NA	\$8.77	\$8.66	NA	\$8.80	NA	\$11.28	NA	\$9.03
		NRC-DS1 interoffice channel and 4-wire 64kbps Local Loop Combination - Electronic Svc Order	SOMEC	NA	\$3.17	\$3.50	NA	\$3.50	NA	\$3.50	NA	\$3.50
		NRC-DS1 interoffice channel and 4-wire 64kbps Local Loop Combination - Manual Svc Order	SOMAN	NA	\$25.40	NA	NA	NA	NA	NA	NA	\$19.99
		NRC-DS1 interoffice channel and 4-wire 64kbps Local Loop Combination - Manual Svc Order - Add'l	SOMAN	NA	NA	\$33.63	NA	\$242.20	NA	\$65.01	NA	NA
		NRC-DS1 interoffice channel and 4-wire 64kbps Local Loop Combination - Manual Svc Order - Add'l	SOMAN	NA	NA	\$27.49	NA	\$153.37	NA	\$50.83	NA	NA
		NRC-DS1 interoffice channel and 4-wire 64kbps Local Loop Combination - Manual Svc Order - Add'l	SOMAN	NA	NA	\$19.88	NA	\$45.91	NA	NA	NA	NA
		NRC-DS1 interoffice channel and 4-wire 64kbps Local Loop Combination - Manual Svc Order - Add'l	SOMAN	NA	NA	\$11.85	NA	\$8.06	NA	NA	NA	NA
		DS1 Interoffice Channel and DS1 Interoffice Local Loop:										
		Recurring Charges										
		DS1 Loop per month	USLXX	NA	NA	NA	NA	NA	NA	\$62.78	NA	NA
		DS1 Loop per month, Zone 1 (Note 1)	USLXX	NA	\$64.69	\$52.40	NA	\$56.32	NA	TBD	NA	NA
		DS1 Loop per month, Zone 2 (Note 1)	USLXX	NA	\$94.71	\$60.51	NA	\$96.73	NA	TBD	NA	NA
		DS1 Loop per month, Zone 3 (Note 1)	USLXX	NA	\$208.93	\$96.18	NA	\$197.57	NA	TBD	NA	NA
		DS1 Loop per month, Zone 4 (Note 1)	NA	NA	NA	NA	NA	NA	NA	NA	NA	NA
		Interoffice Channel - Dedicated - DS1 - per mile per month	1L5XX	NA	\$0.6013	\$0.4523	NA	\$0.7831	NA	\$0.5753	NA	NA
		Interoffice Channel - Dedicated - DS1 - Facility Termination per month	U1TF1	NA	\$99.79	\$78.47	NA	\$93.40	NA	\$71.29	NA	NA
		Non-Recurring Charges - New EEL (Note 2) (Note 3)										
		NRC- DS1 interoffice - 1st	U1TF1	NA	\$171.01	\$142.64	NA	\$160.49	NA	\$217.17	NA	NA
		NRC- DS1 interoffice - Add'l	U1TF1	NA	\$101.84	\$94.87	NA	\$123.03	NA	\$163.75	NA	NA
		NRC-DS1 Local Loop - 1st	USLXX	NA	\$627.78	\$627.44	NA	\$502.73	NA	\$714.84	NA	NA
		NRC-DS1 Local Loop - Add'l	USLXX	NA	\$377.43	\$231.49	NA	\$293.92	NA	\$421.47	NA	NA
		NRC-DS1 interoffice channel and DS1 Local Loop Combination - Electronic Svc Order	SOMEC	NA	\$3.17	\$3.50	NA	\$3.50	NA	\$3.50	NA	\$3.50
		NRC-DS1 interoffice channel and DS1 Local Loop Combination - Manual Svc Order	SOMAN	NA	\$25.40	NA	NA	NA	NA	NA	NA	\$19.99
		NRC-DS1 interoffice channel and DS1 Local Loop Combination - Manual Svc Order - Add'l	SOMAN	NA	NA	\$33.63	NA	\$242.20	NA	\$65.01	NA	NA
		NRC-DS1 interoffice channel and DS1 Local Loop Combination - Manual Svc Order - Add'l	SOMAN	NA	NA	\$27.49	NA	\$153.37	NA	\$50.83	NA	NA
		NRC-DS1 interoffice channel and DS1 Local Loop Combination - Manual Svc Order - Add'l	SOMAN	NA	NA	\$19.88	NA	\$45.91	NA	NA	NA	NA
		NRC-DS1 interoffice channel and DS1 Local Loop Combination - Manual Svc Order - Add'l	SOMAN	NA	NA	\$11.85	NA	\$8.06	NA	NA	NA	NA
		DS3 Interoffice Channel and DS3 Local Loop:										
		Recurring Charges										
		DS3 Loop per Facility Termination per month	UE3PX	NA	\$404.58	\$390.34	NA	\$669.01	NA	\$387.01	NA	\$607.28
		DS3 Loop per mile	1L5ND	NA	\$11.77	\$8.90	NA	\$30.34	NA	\$32.53	NA	\$23.76
		Interoffice Channel - Dedicated - DS3 - Facility Termination per month	U1TF3	NA	\$1,121.93	\$717.60	NA	\$1,101	NA	\$720.38	NA	\$760.20
		Interoffice Channel - Dedicated - DS3 - per mile per month	1L5XX	NA	\$4.17	\$6.46	NA	\$14.04	NA	\$12.98	NA	\$5.89
		Non-Recurring Charges - New EEL (Note 2)(Note 3)										

BELLSOUTH/Xspedius RATES
 NETWORK ELEMENTS
 AND OTHER SERVICES
 ENHANCED EXTENDED LINKS

		New EEL rates are the sum of the individual UNE network elements (interoffice transport and loop [channelization if applicable].										
		NRC- DS3 interoffice - 1st	U1TF3	NA	\$154.30	\$633.41	NA	\$713.57	NA	\$794.94	NA	\$729.27
		NRC- DS3 interoffice - Add'l	U1TF3	NA	\$77.50	\$449.91	NA	\$404.36	NA	\$579.55	NA	\$411.98
		NRC-DS3 Local Loop - 1st	UE3PX	NA	\$1,020.45	\$761.81	NA	\$811.30	NA	\$964.04	NA	\$829.52

BELLSOUTH/Xspedius RATES
NETWORK ELEMENTS
AND OTHER SERVICES
ENHANCED EXTENDED LINKS

	New EEL rates are the sum of the individual UNE network elements (interoffice transport and loop [channelization if applicable]).										
	NRC-DS3 Local Loop - Add'l	UE3PX	NA	\$513.74	\$545.54	NA	\$502.09	NA	\$542.73	NA	\$512.23
	NRC-DS3 interoffice channel and DS3 Local Loop Combination - Electronic Svc Order	SOMECS	NA	\$3.17	\$3.50	NA	\$3.50	NA	\$3.50	NA	\$3.50
	NRC-DS3 interoffice channel and DS3 Local Loop Combination - Manual Svc Order	SOMAN	NA	\$25.40	NA	NA	NA	NA	NA	NA	\$19.99
	NRC-DS3 interoffice channel and DS3 Local Loop Combination - Manual Svc Order -	SOMAN	NA	NA	\$37.55	NA	\$100.50	NA	\$83.19	NA	NA
	NRC-DS3 interoffice channel and DS3 Local Loop Combination - Manual Svc Order -	SOMAN	NA	NA	\$37.55	NA	\$100.50	NA	\$69.01	NA	NA
	NRC-DS3 interoffice channel and DS3 Local Loop Combination - Manual Svc Order -	SOMAN	NA	NA	\$18.03	NA	\$41.88	NA	NA	NA	NA
	NRC-DS3 interoffice channel and DS3 Local Loop Combination - Manual Svc Order -	SOMAN	NA	NA	\$18.03	NA	\$41.88	NA	NA	NA	NA
	STS-1 Interoffice Channel and STS-1 Local Loop:										
	Recurring Charges										
	STS-1 Loop per Facility Termination per month	UDLS1	NA	\$446.09	\$421.59	NA	\$497.08	NA	\$387.01	NA	\$400.21
	STS-1 Loop per mile	1L5ND	NA	\$11.77	\$8.90	NA	\$38.98	NA	\$32.53	NA	\$30.53
	Interoffice Channel - Dedicated - STS-1 - Facility Termination per month	U1TFS	NA	\$1,105.98	\$788.00	NA	\$1,101	NA	\$800.94	NA	\$838.65
	Interoffice Channel - Dedicated - STS-1 - per mile per month	1L5XX	NA	\$4.17	\$2.72	NA	\$14.04	NA	\$6.29	NA	\$6.88
	Non-Recurring Charges - New EEL (Note 2)(Note 3)										
	NRC- STS-1 interoffice - 1st	U1TFS	NA	\$154.30	\$633.41	NA	\$713.57	NA	\$624.86	NA	\$961.62
	NRC- STS-1 interoffice - Add'l	U1TFS	NA	\$77.50	\$449.91	NA	\$404.36	NA	\$436.36	NA	\$625.84
	NRC-STS-1 Local Loop - 1st	UDLS1	NA	\$1,020.45	\$761.81	NA	\$811.30	NA	\$964.04	NA	\$829.52
	NRC-STS-1 Local Loop - Add'l	UDLS1	NA	\$513.74	\$545.54	NA	\$502.09	NA	\$542.73	NA	\$512.23
	NRC-STS-1 interoffice channel and STS-1 Local Loop Combination - Electronic Svc Order	SOMECS	NA	\$3.17	\$3.50	NA	\$3.50	NA	\$3.50	NA	\$3.50
	NRC-STS-1 interoffice channel and STS-1 Local Loop Combination - Manual Svc Order	SOMAN	NA	\$25.40	NA	NA	NA	NA	NA	NA	\$19.99
	NRC-STS-1 interoffice channel and STS-1 Local Loop Combination - Manual Svc Order	SOMAN	NA	NA	\$37.96	NA	\$100.50	NA	\$123.62	NA	NA
	NRC-STS-1 interoffice channel and STS-1 Local Loop Combination - Manual Svc Order	SOMAN	NA	NA	\$37.96	NA	\$100.50	NA	\$84.76	NA	NA
	NRC-STS-1 interoffice channel and STS-1 Local Loop Combination - Manual Svc Order	SOMAN	NA	NA	\$18.23	NA	\$41.88	NA	NA	NA	NA
	NRC-STS-1 interoffice channel and STS-1 Local Loop Combination - Manual Svc Order	SOMAN	NA	NA	\$18.23	NA	\$41.88	NA	NA	NA	NA
	DS3 Interoffice Channel and DS1 Local Loop:										
	Recurring Charges										
	DS1 Loop per month	USLXX	NA	NA	NA	NA	NA	NA	\$62.78	NA	NA

BELLSOUTH/Xspedius RATES
 NETWORK ELEMENTS
 AND OTHER SERVICES
 ENHANCED EXTENDED LINKS

		New EEL rates are the sum of the individual UNE network elements (interoffice transport and loop [channelization if applicable]).									
	DS1 Loop per month, Zone 1 (Note 1)	USLXX	NA	\$64.69	\$52.40	NA	\$56.32	NA	TBD	NA	NA
	DS1 Loop per month, Zone 2 (Note 1)	USLXX	NA	\$94.71	\$60.51	NA	\$96.73	NA	TBD	NA	NA
	DS1 Loop per month, Zone 3 (Note 1)	USLXX	NA	\$208.93	\$96.18	NA	\$197.57	NA	TBD	NA	NA
	DS1 Loop per month, Zone 4 (Note 1)	NA	NA	NA	NA	NA	NA	NA	NA	NA	NA
	Interoffice Channel - Dedicated - DS3 - Facility Termination per month	U1TF3	NA	\$1,121.93	\$717.60	NA	\$1,101	NA	\$720.38	NA	NA
	Interoffice Channel - Dedicated - DS3 - per mile per month	1L5XX	NA	\$4.17	\$6.46	NA	\$14.04	NA	\$12.98	NA	NA
	DS3 Channelized System per month	MQ3	NA	\$220.97	\$202.91	NA	\$245.84	NA	\$226.81	NA	NA
	DS3 Interface per month (DS1 COCI)	UC1D1	NA	\$14.40	\$0.67	NA	\$7.55	NA	\$4.61	NA	NA
	Non-Recurring Charges - New EEL (Note 2)(Note 3)										
	NRC- DS3 interoffice - 1st	U1TF3	NA	\$627.78	\$520.09	NA	\$713.57	NA	\$794.94	NA	NA
	NRC- DS3 interoffice - Add'l	U1TF3	NA	\$377.43	\$282.38	NA	\$404.36	NA	\$579.55	NA	NA
	NRC-DS1 Local Loop - 1st	USLXX	NA	\$338.52	\$142.64	NA	\$502.73	NA	\$714.84	NA	NA
	NRC-DS1 Local Loop - Add'l	USLXX	NA	\$124.84	\$94.87	NA	\$293.92	NA	\$421.47	NA	NA
	NRC-DS3 Channelization System - 1st	MQ3	NA	\$404.85	\$316.28	NA	\$320.72	NA	\$351.95	NA	NA
	NRC-DS3 Channelization System - Add'l	MQ3	NA	\$168.26	\$171.72	NA	\$233.10	NA	\$243.76	NA	NA
	NRC-DS1(COCI)interface card -1st	UC1D1	NA	\$12.16	\$12.02	NA	\$12.29	NA	\$15.76	NA	NA
	NRC-DS1(COCI)interface card -Add'l	UC1D1	NA	\$8.77	\$8.66	NA	\$8.80	NA	\$11.28	NA	NA
	NRC-DS3 interoffice channel and DS1 Local Loop Combination - Electronic Svc Order	SOMECS	NA	\$3.17	\$3.50	NA	\$3.50	NA	\$3.50	NA	NA
	NRC-DS3 interoffice channel and DS1 Local Loop Combination - Manual Svc Order	SOMAN	NA	\$25.40	\$33.63	NA	NA	NA	NA	NA	NA
	NRC-DS3 interoffice channel and DS1 Local Loop Combination - Manual Svc Order - Add'l	SOMAN	NA	NA	NA	NA	\$36.28	NA	\$118.20	NA	NA
	NRC-DS3 interoffice channel and DS1 Local Loop Combination - Manual Svc Order - Add'l	SOMAN	NA	NA	\$27.49	NA	\$26.20	NA	\$104.02	NA	NA
	NRC-DS3 interoffice channel and DS1 Local Loop Combination - Manual Svc Order - Add'l	SOMAN	NA	NA	\$19.88	NA	\$19.47	NA	NA	NA	NA
	NRC-DS3 interoffice channel and DS1 Local Loop Combination - Manual Svc Order - Add'l	SOMAN	NA	NA	\$11.85	NA	\$8.06	NA	NA	NA	NA
	STS-1 Interoffice Channel and DS1 Local Loop:										
	Recurring Charges										
	DS1 Loop per month, Zone 1 (Note 1)	USLXX	NA	\$64.69	\$52.40	NA	\$56.32	NA	TBD	NA	NA
	DS1 Loop per month, Zone 2 (Note 1)	USLXX	NA	\$94.71	\$60.51	NA	\$96.73	NA	TBD	NA	NA
	DS1 Loop per month, Zone 3 (Note 1)	USLXX	NA	\$208.93	\$96.18	NA	\$197.57	NA	TBD	NA	NA
	DS1 Loop per month, Zone 4 (Note 1)	NA	NA	NA	NA	NA	NA	NA	NA	NA	NA
	Interoffice Channel - Dedicated - STS-1 - Facility Termination per month	U1TFS	NA	\$1,105.98	\$717.60	NA	\$1,101	NA	\$387.01	NA	NA
	Interoffice Channel - Dedicated - STS-1 - per mile per month	1L5XX	NA	\$4.17	\$6.46	NA	\$14.04	NA	\$32.53	NA	NA
	DS3 Channelized System per month	MQ3	NA	\$220.97	\$202.91	NA	\$245.84	NA	\$226.81	NA	NA
	DS3 Interface per month (DS1 COCI)	UC1D1	NA	\$14.40	\$0.67	NA	\$7.55	NA	\$4.61	NA	NA
	Non-Recurring Charges - New EEL (Note 2)(Note 3)										
	NRC-DS1 Local Loop - 1st	USLXX	NA	\$627.78	\$520.09	NA	\$502.73	NA	\$714.84	NA	NA
	NRC-DS1 Local Loop - Add'l	USLXX	NA	\$377.43	\$282.38	NA	\$293.92	NA	\$421.47	NA	NA
	NRC- STS-1 interoffice - 1st	U1TFS	NA	\$154.30	\$142.64	NA	\$713.57	NA	\$624.86	NA	NA
	NRC- STS-1 interoffice - Add'l	U1TFS	NA	\$77.50	\$94.87	NA	\$404.36	NA	\$436.36	NA	NA
	NRC-DS3 Channelization System - 1st	MQ3	NA	\$404.85	\$316.28	NA	\$320.72	NA	\$351.95	NA	NA
	NRC-DS3 Channelization System - Add'l	MQ3	NA	\$168.26	\$171.72	NA	\$233.10	NA	\$243.76	NA	NA
	NRC-DS1(COCI)interface card -1st	UC1D1	NA	\$12.16	\$12.02	NA	\$12.29	NA	\$15.76	NA	NA
	NRC-DS1(COCI)interface card -Add'l	UC1D1	NA	\$8.77	\$8.66	NA	\$8.80	NA	\$11.28	NA	NA
	NRC-STS-1 interoffice channel and DS1 Local Loop Combination - Electronic Svc Order	SOMECS	NA	\$3.17	\$3.50	NA	\$3.50	NA	\$3.50	NA	NA
	NRC-STS-1 interoffice channel and DS1 Local Loop Combination - Manual Svc Order	SOMAN	NA	\$25.40	NA	NA	NA	NA	NA	NA	NA
	NRC-STS-1 interoffice channel and DS1 Local Loop Combination - Manual Svc Order - Add'l	SOMAN	NA	NA	\$33.63	NA	\$68.39	NA	\$81.94	NA	NA
	NRC-STS-1 interoffice channel and DS1 Local Loop Combination - Manual Svc Order - Add'l	SOMAN	NA	NA	\$27.49	NA	\$58.31	NA	\$67.76	NA	NA
	NRC-STS-1 interoffice channel and DS1 Local Loop Combination - Manual Svc Order - Add'l	SOMAN	NA	NA	\$19.88	NA	\$50.49	NA	NA	NA	NA
	NRC-STS-1 interoffice channel and DS1 Local Loop Combination - Manual Svc Order - Add'l	SOMAN	NA	NA	\$11.85	NA	\$29.00	NA	NA	NA	NA
	2-wire VG Interoffice Channel and 2-wire VG Local Loop:										
	Recurring Charges										
	2-wire VG Loop per month, statewide	UEAL2	NA	\$20.52	\$16.51	NA	\$19.35	NA	NA	NA	\$18.00
	2-wire VG Loop per month, Zone 1 (Note 1)	UEAL2	NA	TBD	\$15.40	NA	\$17.65	NA	NA	NA	\$15.54
	2-wire VG Loop per month, Zone 2 (Note 1)	UEAL2	NA	TBD	\$17.78	NA	\$30.32	NA	NA	NA	\$19.55

BELLSOUTH/Xspedius RATES
NETWORK ELEMENTS
AND OTHER SERVICES
ENHANCED EXTENDED LINKS

	New EEL rates are the sum of the individual UNE network elements (interoffice transport and loop [channelization if applicable]).										
	2-wire VG Loop per month, Zone 3 (Note 1)	UEAL2	NA	TBD	\$28.26	NA	\$61.93	NA	NA	NA	\$28.02
	2-wire VG Loop per month, Zone 4 (Note 1)	NA	NA	NA	NA	NA	NA	NA	NA	NA	NA
	Interoffice Channel - Dedicated - 2-wire VG - Facility Termination per month	U1TV2	NA	\$26.52	\$17.07	NA	\$19.10	NA	NA	NA	\$18.33
	Interoffice Channel - Dedicated - 2-wire VG - per mile per month	1L5XX	NA	\$0.01	\$0.0222	NA	\$0.0384	NA	NA	NA	\$0.0173
	Non-Recurring Charges - New EEL (Note 2)(Note 3)										
	NRC- 2-wire VG interoffice - 1st	U1TV2	NA	\$112.10	\$79.61	NA	\$104.23	NA	NA	NA	\$83.35
	NRC- 2-wire VG interoffice - Add'l	U1TV2	NA	\$67.61	\$36.08	NA	\$39.91	NA	NA	NA	\$20.88
	NRC-2-wire VG Local Loop - 1st	UEAL2	NA	\$38.02	\$104.17	NA	\$128.42	NA	NA	NA	\$192.97
	NRC-2-wire VG Local Loop - Add'l	UEAL2	NA	\$35.15	\$78.10	NA	\$93.60	NA	NA	NA	\$140.72
	NRC-2-wire VG interoffice channel and 2-wire VG Local Loop Combination - Electronic	SOMECA	NA	\$3.17	\$3.50	NA	\$3.50	NA	NA	NA	\$3.50
	NRC-2-wire VG interoffice channel and 2-wire VG Local Loop Combination - Manual	SOMAN	NA	\$25.40	NA	NA	NA	NA	NA	NA	\$19.99
	NRC-2-wire VG interoffice channel and 2-wire VG Local Loop Combination - Manual	SOMAN	NA	NA	\$37.88	NA	\$36.28	NA	NA	NA	NA
	NRC-2-wire VG interoffice channel and 2-wire VG Local Loop Combination - Manual	SOMAN	NA	NA	\$27.36	NA	\$26.20	NA	NA	NA	NA
	NRC-2-wire VG interoffice channel and 2-wire VG Local Loop Combination - Manual	SOMAN	NA	NA	NA	NA	\$19.47	NA	NA	NA	NA
	NRC-2-wire VG interoffice channel and 2-wire VG Local Loop Combination - Manual	SOMAN	NA	NA	NA	NA	\$8.06	NA	NA	NA	NA
	4-wire VG Interoffice Channel and 4-wire VG Local Loop:										
	Recurring Charges										
	4-wire VG Loop per month, Zone 1 (Note 1)	UEAL4	NA	\$24.26	NA	NA	NA	NA	NA	NA	NA
	4-wire VG Loop per month, Zone 2 (Note 1)	UEAL4	NA	\$35.51	NA	NA	NA	NA	NA	NA	NA
	4-wire VG Loop per month, Zone 3 (Note 1)	UEAL4	NA	\$78.35	NA	NA	NA	NA	NA	NA	NA
	4-wire VG Loop per month, Zone 4 (Note 1)	NA	NA	NA	NA	NA	NA	NA	NA	NA	NA
	Interoffice Channel - Dedicated - 4-wire VG - Facility Termination per month	U1TV4	NA	\$23.64	NA	NA	NA	NA	NA	NA	NA
	Interoffice Channel - Dedicated - 4-wire VG - per mile per month	1L5XX	NA	\$0.0098	NA	NA	NA	NA	NA	NA	NA
	Non-Recurring Charges - New EEL (Note 2)(Note 3)										
	NRC- 4-wire VG interoffice - 1st	U1TV4	NA	\$160.33	NA	NA	NA	NA	NA	NA	NA
	NRC- 4-wire VG interoffice - Add'l	U1TV4	NA	\$73.44	NA	NA	NA	NA	NA	NA	NA
	NRC-4-wire VG Local Loop - 1st	UEAL4	NA	\$329.76	NA	NA	NA	NA	NA	NA	NA
	NRC-4-wire VG Local Loop - Add'l	UEAL4	NA	\$148.55	NA	NA	NA	NA	NA	NA	NA
	NRC-4-wire VG interoffice channel and 4-wire VG Local Loop Combination - Electronic	SOMECA	NA	\$3.17	NA	NA	NA	NA	NA	NA	NA
	NRC-4-wire VG interoffice channel and 4-wire VG Local Loop Combination - Manual	SOMAN	NA	\$25.40	NA	NA	NA	NA	NA	NA	NA
	NRC-4-wire VG interoffice channel and 4-wire VG Local Loop Combination - Manual	SOMAN	NA	NA	NA	NA	NA	NA	NA	NA	NA
	NRC-4-wire VG interoffice channel and 4-wire VG Local Loop Combination - Manual	SOMAN	NA	NA	NA	NA	NA	NA	NA	NA	NA
	NRC-4-wire VG interoffice channel and 4-wire VG Local Loop Combination - Manual	SOMAN	NA	NA	NA	NA	NA	NA	NA	NA	NA
	NRC-4-wire VG interoffice channel and 4-wire VG Local Loop Combination - Manual	SOMAN	NA	NA	NA	NA	NA	NA	NA	NA	NA
	4-wire 56 kbps Interoffice Channel and 4-wire 56kbps Local Loop:										
	Recurring Charges										
	4-wire 56kbps Loop per month, Zone 1 (Note 1)	UDL56	NA	\$39.08	\$26.44	NA	\$24.36	NA	TBD	NA	\$15.92
	4-wire 56kbps Loop per month, Zone 2 (Note 1)	UDL56	NA	\$57.21	\$26.42	NA	\$41.85	NA	TBD	NA	\$20.79
	4-wire 56kbps Loop per month, Zone 3 (Note 1)	UDL56	NA	\$126.22	\$46.53	NA	\$86.47	NA	TBD	NA	\$27.18
	4-wire 56kbps Loop per month, Zone 4 (Note 1)	NA	NA	NA	NA	NA	NA	NA	NA	NA	NA
	Interoffice Channel - Dedicated - 4-wire 56kbps - Facility Termination per month	U1TD5	NA	\$23.64	\$16.45	NA	\$18.37	NA	\$17.40	NA	\$17.74
	Interoffice Channel - Dedicated - 4-wire 56kbps - per mile per month	1L5XX	NA	\$0.0098	\$0.0222	NA	\$0.0384	NA	\$0.0282	NA	\$0.1730
	Non-Recurring Charges - New EEL (Note 2)(Note 3)										
	NRC- 4-wire 56kbps interoffice - 1st	U1TD5	NA	\$160.33	\$79.61	NA	\$104.23	NA	\$137.48	NA	\$83.35
	NRC- 4-wire 56kbps interoffice - Add'l	U1TD5	NA	\$73.44	\$36.08	NA	\$39.91	NA	\$52.58	NA	\$20.88
	NRC-4-wire 56kbps Local Loop - 1st	UDL56	NA	\$329.76	\$348.55	NA	\$421.27	NA	\$489.04	NA	\$643.00
	NRC-4-wire 56kbps Local Loop - Add'l	UDL56	NA	\$148.55	\$241.20	NA	\$274.74	NA	\$337.51	NA	\$421.28
	NRC-4-wire 56kbps interoffice channel and 4-wire 56kbps Local Loop Combination - Electronic	SOMECA	NA	\$3.17	\$3.50	NA	\$3.50	NA	\$3.50	NA	\$3.50
	NRC-4-wire 56kbps interoffice channel and 4-wire 56kbps Local Loop Combination - Manual	SOMAN	NA	\$25.40	NA	NA	NA	NA	NA	NA	\$19.99
	NRC-4-wire 56kbps interoffice channel and 4-wire 56kbps Local Loop Combination - Manual	SOMAN	NA	NA	\$37.88	NA	\$36.28	NA	\$65.01	NA	NA
	NRC-4-wire 56kbps interoffice channel and 4-wire 56kbps Local Loop Combination - Manual	SOMAN	NA	NA	\$27.36	NA	\$26.20	NA	\$50.83	NA	NA
	NRC-4-wire 56kbps interoffice channel and 4-wire 56kbps Local Loop Combination - Manual	SOMAN	NA	NA	NA	NA	\$11.41	NA	NA	NA	NA
	NRC-4-wire 56kbps interoffice channel and 4-wire 56kbps Local Loop Combination - Manual	SOMAN	NA	NA	NA	NA	NA	NA	NA	NA	NA

BELLSOUTH/Xspedius RATES
 NETWORK ELEMENTS
 AND OTHER SERVICES
 ENHANCED EXTENDED LINKS

		New EEL rates are the sum of the individual UNE network elements (interoffice transport and loop [channelization if applicable]).										
		4-wire 64 kbps Interoffice Channel and 4-wire 64 kbps Local Loop:										
		Recurring Charges										
		4-wire 64kbps Loop per month, Zone 1 (Note 1)	UDL64	NA	\$39.08	\$26.44	NA	\$27.50	NA	TBD	NA	\$36.45
		4-wire 64kbps Loop per month, Zone 2 (Note 1)	UDL64	NA	\$57.21	\$30.53	NA	\$47.24	NA	TBD	NA	\$45.87
		4-wire 64kbps Loop per month, Zone 3 (Note 1)	UDL64	NA	\$126.22	\$46.53	NA	\$96.48	NA	TBD	NA	\$65.75
		4-wire 64kbps Loop per month, Zone 4 (Note 1)	NA	NA	NA	NA	NA	NA	NA	NA	NA	NA
		Interoffice Channel - Dedicated - 4-wire 64kbps - Facility Termination per month	U1TD6	NA	\$19.31	\$16.45	NA	\$18.37	NA	\$17.40	NA	\$17.74
		Interoffice Channel - Dedicated - 4-wire 64kbps - per mile per month	1L5XX	NA	\$0.0098	\$0.0222	NA	\$0.0384	NA	\$0.0282	NA	\$0.1730
		Non-Recurring Charges - New EEL (Note 2)(Note 3)										
		NRC- 4-wire 64kbps interoffice - 1st	U1TD6	NA	\$160.33	\$79.61	NA	\$713.57	NA	\$137.48	NA	\$729.27
		NRC- 4-wire 64kbps interoffice - Add'l	U1TD6	NA	\$73.44	\$36.08	NA	\$404.36	NA	\$52.58	NA	\$411.98
		NRC-4-wire 64kbps Local Loop - 1st	UDL64	NA	\$329.76	\$348.55	NA	\$811.30	NA	\$489.04	NA	\$829.52
		NRC-4-wire 64kbps Local Loop - Add'l	UDL64	NA	\$148.55	\$241.20	NA	\$502.09	NA	\$337.51	NA	\$512.23
		NRC-4-wire 64kbps interoffice channel and 4-wire 64kbps Local Loop Combination - 1st	SOMEC	NA	\$3.17	\$3.50	NA	\$3.50	NA	\$3.50	NA	\$3.50
		NRC-4-wire 64kbps interoffice channel and 4-wire 64kbps Local Loop Combination - Add'l	SOMAN	NA	\$25.40	NA	NA	NA	NA	NA	NA	\$19.99
		NRC-4-wire 64kbps interoffice channel and 4-wire 64kbps Local Loop Combination - 1st	SOMAN	NA	NA	\$37.55	NA	\$100.50	NA	\$65.01	NA	NA
		NRC-4-wire 64kbps interoffice channel and 4-wire 64kbps Local Loop Combination - Add'l	SOMAN	NA	NA	\$37.55	NA	\$100.50	NA	\$50.83	NA	NA
		NRC-4-wire 64kbps interoffice channel and 4-wire 64kbps Local Loop Combination - 1st	SOMAN	NA	NA	\$18.03	NA	\$41.88	NA	NA	NA	NA
		NRC-4-wire 64kbps interoffice channel and 4-wire 64kbps Local Loop Combination - Add'l	SOMAN	NA	NA	\$18.03	NA	\$41.88	NA	NA	NA	NA
		Network Elements used in Existing Combinations at UNE Rates (Note4)										
			USOC	AL	FL	GA	KY	LA	MS	NC	SC	TN
		Local Loop:										
		2-Wire Analog Voice Grade Loop - Service Level 2										
		2-Wire Analog Voice Grade Loop - per mile per month	UNCVX	1L5ND	\$0.00	\$0.00	\$0.00	\$0.00	\$0.00	\$0.00	\$0.00	\$0.00
		2-Wire Analog Voice Grade Loop -per month	UEAL2	NA	NA	NA	NA	NA	NA	\$19.50	NA	NA
		Zone 1	UEAL2	\$17.95	\$20.52	\$15.40	\$17.27	\$17.65	\$18.35	TBD	\$16.58	\$15.54
		Zone 2	UEAL2	\$29.16	TBD	\$17.78	\$32.32	\$30.32	\$24.33	TBD	\$27.59	\$19.55
		Zone 3	UEAL2	\$52.84	TBD	\$28.26	\$55.78	\$61.93	\$34.77	TBD	\$31.87	\$28.02
		Zone 4	UEAL2	NA	NA	NA	NA	NA	\$45.88	NA	NA	NA
		NRC - Ordinarily Combined in GA (Note 5)										
		NRC - 1st	UEAL2	NA	NA	\$104.17	NA	NA	NA	NA	NA	NA
		NRC - Add'l	UEAL2	NA	NA	\$78.10	NA	NA	NA	NA	NA	NA
		NRC - Disconnect Charge - 1st	UEAL2	NA	NA	NA	NA	NA	NA	NA	NA	NA
		NRC - Disconnect Charge - Add'l	UEAL2	NA	NA	NA	NA	NA	NA	NA	NA	NA
		NRC - Electronic Svc Order, per LSR	SOMEC	NA	NA	\$3.50	NA	NA	NA	NA	NA	NA
		NRC - Incremental Charge - Manual Service Order - 1st	SOMAN	NA	NA	\$18.94	NA	NA	NA	NA	NA	NA
		NRC - Incremental Charge - Manual Service Order - Add'l	SOMAN	NA	NA	\$8.42	NA	NA	NA	NA	NA	NA
		NRC - Incremental Charge - Manual Service Order - Disconnect	SOMAN	NA	NA	NA	NA	NA	NA	NA	NA	NA
		NRC-All Existing Combination "Switch As Is" Conversion Charge (Note 6)										
		NRC-2/4-WIRE COMBINATION - "Switch As Is" Conversion Charge - 1st	UNCCC	\$54.03	\$32.75	\$58.43	\$54.09	\$54.23	\$54.09	\$54.00	\$54.26	\$54.13
		NRC-2/4-WIRE COMBINATION - "Switch As Is" Conversion Charge - Add'l	UNCCC	\$32.11	\$32.75	\$26.99	\$32.16	\$32.24	\$32.16	\$32.10	\$32.25	\$32.17
		NRC- 2/4-WIRE COMBINATION - "Switch As Is" Conversion Charge - Disconnect - 1st	UNCCC	\$0.00	\$16.77	\$12.61	\$0.00	\$0.00	\$0.00	\$0.00	\$0.00	\$0.00
		NRC- 2/4-WIRE COMBINATION - "Switch As Is" Conversion Charge - Disconnect - Add'l	UNCCC	\$0.00	\$16.77	\$12.61	\$0.00	\$0.00	\$0.00	\$0.00	\$0.00	\$0.00
		2-Wire Analog Voice Grade Loop - Service Level 2 - (reverse battery)										
		2-Wire Analog Voice Grade Loop - Loop[Start - per mile per month	1L5ND	\$0.00	\$0.00	\$0.00	\$0.00	\$0.00	\$0.00	\$0.00	\$0.00	\$0.00
		2-Wire Analog Voice Grade Loop - Rev Bat - per month	UEAR2	NA	\$20.52	NA	NA	NA	NA	\$19.50	NA	NA
		Zone 1	UEAR2	\$17.95	\$23.23	\$16.84	\$17.27	\$17.65	\$18.35	TBD	\$21.57	\$15.54
		Zone 2	UEAR2	\$29.16	\$22.43	\$19.45	\$32.32	\$30.32	\$24.33	TBD	\$32.53	\$19.55
		Zone 3	UEAR2	\$52.84	\$27.87	\$30.92	\$55.78	\$61.93	\$34.77	TBD	\$43.08	\$28.02
		Zone 4	UEAR2	NA	NA	NA	NA	NA	\$45.88	NA	NA	NA
		NRC - Ordinarily Combined in GA (Note 5)										
		NRC - 1st	UEAR2	NA	NA	\$104.17	NA	NA	NA	NA	NA	NA
		NRC - Add'l	UEAR2	NA	NA	\$78.10	NA	NA	NA	NA	NA	NA

BELLSOUTH/Xspedius RATES
NETWORK ELEMENTS
AND OTHER SERVICES
ENHANCED EXTENDED LINKS

	New EEL rates are the sum of the individual UNE network elements (interoffice transport and loop [channelization if applicable]).											
	NRC - Disconnect Charge - 1st	UEAR2	NA	NA	NA	NA	NA	NA	NA	NA	NA	NA
	NRC - Disconnect Charge - Add'l	UEAR2	NA	NA	NA	NA	NA	NA	NA	NA	NA	NA
	NRC - Electronic Svc Order, per LSR	SOMECS	NA	NA	\$3.50	NA	NA	NA	NA	NA	NA	NA
	NRC - Incremental Charge - Manual Service Order - 1st	SOMAN	NA	NA	\$18.94	NA	NA	NA	NA	NA	NA	NA
	NRC - Incremental Charge - Manual Service Order - Add'l	SOMAN	NA	NA	\$8.42	NA	NA	NA	NA	NA	NA	NA
	NRC - Incremental Charge - Manual Service Order - Disconnect	SOMAN	NA	NA	NA	NA	NA	NA	NA	NA	NA	NA
	NRC-All Existing Combination "Switch As Is" Conversion Charge (Note 6)											
	NRC-2/4-WIRE COMBINATION - "Switch As Is" Conversion Charge - 1st	UNCCC	\$54.03	\$32.75	\$58.43	\$54.09	\$54.23	\$54.09	\$54.00	\$54.26	\$54.13	
	NRC-2/4-WIRE COMBINATION - "Switch As Is" Conversion Charge - Add'l	UNCCC	\$32.11	\$32.75	\$26.99	\$32.16	\$32.24	\$32.16	\$32.10	\$32.25	\$32.17	
	NRC- 2/4-WIRE COMBINATION - "Switch As Is" Conversion Charge - Disconnect - 1st	UNCCC	\$0.00	\$16.77	\$12.61	\$0.00	\$0.00	\$0.00	\$0.00	\$0.00	\$0.00	
	NRC- 2/4-WIRE COMBINATION - "Switch As Is" Conversion Charge - Disconnect - Add'l	UNCCC	\$0.00	\$16.77	\$12.61	\$0.00	\$0.00	\$0.00	\$0.00	\$0.00	\$0.00	
	4-Wire Analog Voice Grade Loop											
	4-Wire Analog Voice Grade Loop per mile per month	1L5ND	\$0.00	\$0.00	\$0.00	\$0.00	\$0.00	\$0.00	\$0.00	\$0.00	\$0.00	\$0.00
	Zone 1	UEAL4	\$24.01	\$24.26	\$22.88	\$20.92	\$24.36	\$22.38	\$23.51	\$49.47	\$15.54	
	Zone 2	UEAL4	\$39.00	\$35.51	\$26.42	\$39.14	\$41.85	\$29.67	\$38.53	\$44.44	\$19.55	
	Zone 3	UEAL4	\$70.67	\$78.35	\$41.99	\$67.56	\$85.47	\$42.40	\$44.38	\$58.85	\$28.02	
	Zone 4	UEAL4	NA	NA	NA	NA	NA	\$55.96	NA	NA	NA	
	NRC - Ordinarily Combined in GA (Note 5)											
	NRC - 1st	UEAL4	NA	NA	\$206.95	NA	NA	NA	NA	NA	NA	NA
	NRC - Add'l	UEAL4	NA	NA	\$170.57	NA	NA	NA	NA	NA	NA	NA
	NRC - Disconnect Charge - 1st	UEAL4	NA	NA	NA	NA	NA	NA	NA	NA	NA	NA
	NRC - Disconnect Charge - Add'l	UEAL4	NA	NA	NA	NA	NA	NA	NA	NA	NA	NA
	NRC - Electronic Svc Order, per LSR	SOMECS	NA	NA	\$3.50	NA	NA	NA	NA	NA	NA	NA
	NRC - Incremental Charge - Manual Service Order - 1st	SOMAN	NA	NA	NA	NA	NA	NA	NA	NA	NA	NA
	NRC - Incremental Charge - Manual Service Order - Add'l	SOMAN	NA	NA	\$8.42	NA	NA	NA	NA	NA	NA	NA
	NRC - Incremental Charge - Manual Service Order - Disconnect	SOMAN	NA	NA	NA	NA	NA	NA	NA	NA	NA	NA
	NRC-All Existing Combination "Switch As Is" Conversion Charge (Note 6)											
	NRC-2/4-WIRE COMBINATION - "Switch As Is" Conversion Charge - 1st	UNCCC	\$54.03	\$32.75	\$58.43	\$54.09	\$54.23	\$54.09	\$54.00	\$54.26	\$54.13	
	NRC-2/4-WIRE COMBINATION - "Switch As Is" Conversion Charge - Add'l	UNCCC	\$32.11	\$32.75	\$26.99	\$32.16	\$32.24	\$32.16	\$32.10	\$32.25	\$32.17	
	NRC- 2/4-WIRE COMBINATION - "Switch As Is" Conversion Charge - Disconnect - 1st	UNCCC	\$0.00	\$16.77	\$12.61	\$0.00	\$0.00	\$0.00	\$0.00	\$0.00	\$0.00	
	NRC- 2/4-WIRE COMBINATION - "Switch As Is" Conversion Charge - Disconnect - Add'l	UNCCC	\$0.00	\$16.77	\$12.61	\$0.00	\$0.00	\$0.00	\$0.00	\$0.00	\$0.00	
	2-Wire ISDN Digital Grade Loop											
	2-Wire ISDN Loop per mile per month	1L5ND	\$0.00	\$0.00	\$0.00	\$0.00	\$0.00	\$0.00	\$0.00	\$0.00	\$0.00	\$0.00
	2-Wire ISDN Digital Grade Loop per month	U1L2X	NA	NA	NA	NA	NA	NA	\$24.98	NA	NA	NA
	Zone 1	U1L2X	\$23.23	\$32.34	\$21.89	\$23.66	\$21.15	\$21.86	TBD	\$21.40	\$15.54	
	Zone 2	U1L2X	\$37.74	\$47.35	\$25.27	\$44.28	\$36.32	\$28.97	TBD	\$34.91	\$19.55	
	Zone 3	U1L2X	\$68.38	\$104.47	\$40.17	\$76.42	\$74.19	\$41.40	TBD	\$40.17	\$28.02	
	Zone 4	U1L2X	NA	NA	NA	NA	NA	\$54.64	NA	NA	NA	
	NRC - Ordinarily Combined in GA (Note 5)											
	NRC - 1st	U1L2X	NA	NA	\$233.38	NA	NA	NA	NA	NA	NA	NA
	NRC - Add'l	U1L2X	NA	NA	\$180.35	NA	NA	NA	NA	NA	NA	NA
	NRC - Disconnect Charge - 1st	U1L2X	NA	NA	NA	NA	NA	NA	NA	NA	NA	NA
	NRC - Disconnect Charge - Add'l	U1L2X	NA	NA	NA	NA	NA	NA	NA	NA	NA	NA
	NRC - Electronic Svc Order, per LSR	SOMECS	NA	NA	\$3.50	NA	NA	NA	NA	NA	NA	NA
	NRC - Incremental Charge - Manual Service Order - 1st	SOMAN	NA	NA	\$18.94	NA	NA	NA	NA	NA	NA	NA
	NRC - Incremental Charge - Manual Service Order - Add'l	SOMAN	NA	NA	\$8.42	NA	NA	NA	NA	NA	NA	NA
	NRC - Incremental Charge - Manual Service Order - Disconnect	SOMAN	NA	NA	NA	NA	NA	NA	NA	NA	NA	NA
	NRC-All Existing Combination "Switch As Is" Conversion Charge (Note 6)											
	NRC-2/4-WIRE COMBINATION - "Switch As Is" Conversion Charge - 1st	UNCCC	\$54.03	\$32.75	\$58.43	\$54.09	\$54.23	\$54.09	\$54.00	\$54.26	\$54.13	
	NRC-2/4-WIRE COMBINATION - "Switch As Is" Conversion Charge - Add'l	UNCCC	\$32.11	\$32.75	\$26.99	\$32.16	\$32.24	\$32.16	\$32.10	\$32.25	\$32.17	
	NRC- 2/4-WIRE COMBINATION - "Switch As Is" Conversion Charge - Disconnect - 1st	UNCCC	\$0.00	\$16.77	\$12.61	\$0.00	\$0.00	\$0.00	\$0.00	\$0.00	\$0.00	
	NRC- 2/4-WIRE COMBINATION - "Switch As Is" Conversion Charge - Disconnect - Add'l	UNCCC	\$0.00	\$16.77	\$12.61	\$0.00	\$0.00	\$0.00	\$0.00	\$0.00	\$0.00	

BELLSOUTH/Xpedius RATES
 NETWORK ELEMENTS
 AND OTHER SERVICES
 ENHANCED EXTENDED LINKS

	New EEL rates are the sum of the individual UNE network elements (interoffice transport and loop [channelization if applicable]).										
	4-Wire 56 kbps Digital Grade Loop										
	4-Wire 56 kbps Digital Grade Loop per mile per month	1L5ND	\$0.00	\$0.00	\$0.00	\$0.00	\$0.00	\$0.00	\$0.00	\$0.00	\$0.00
	4-Wire 56 kbps Digital Grade Loop per month	UDL56	NA	NA	NA	NA	NA	NA	\$32.67	NA	NA
	Zone 1	UDL56	\$27.33	\$33.90	\$26.44	NA	\$27.50	\$25.61	TBD	\$27.94	\$36.45
	Zone 2	UDL56	\$44.40	\$44.72	\$30.53	NA	\$47.25	\$33.94	TBD	\$45.81	\$45.87
	Zone 3	UDL56	\$80.45	\$50.85	\$46.53	NA	\$96.48	\$48.51	TBD	\$52.76	\$65.75
	Zone 4	UDL56	NA	NA	NA	NA	NA	\$64.02	NA	NA	NA
	NRC - Ordinarily Combined in GA (Note 5)										
	NRC - 1st	UDL56	NA	NA	\$348.55	NA	NA	NA	NA	NA	NA
	NRC - Add'l	UDL56	NA	NA	\$241.20	NA	NA	NA	NA	NA	NA
	NRC - Disconnect Dcharge - 1st	UDL56	NA	NA	NA	NA	NA	NA	NA	NA	NA
	NRC - Disconnect Charge - Add'l	UDL56	NA	NA	NA	NA	NA	NA	NA	NA	NA
	NRC - Electronic Svc Order, per LSR	SOMEC	NA	NA	\$3.50	NA	NA	NA	NA	NA	NA
	NRC - Incremental Charge - Manual Service Order - 1st	SOMAN	NA	NA	\$18.94	NA	NA	NA	NA	NA	NA
	NRC - Incremental Charge - Manual Service Order - Add'l	SOMAN	NA	NA	\$8.42	NA	NA	NA	NA	NA	NA
	NRC - Incremental Charge - Manual Service Order - Disconnect	SOMAN	NA	NA	NA	NA	NA	NA	NA	NA	NA
	NRC-All Existing Combination "Switch As Is" Conversion Charge (Note 6)										
	NRC-2/4-WIRE COMBINATION - "Switch As Is" Conversion Charge - 1st	UNCCC	\$54.03	\$32.75	\$58.43	\$54.09	\$54.23	\$54.09	\$54.00	\$54.26	\$54.13
	NRC-2/4-WIRE COMBINATION - "Switch As Is" Conversion Charge - Add'l	UNCCC	\$32.11	\$32.75	\$26.99	\$32.16	\$32.24	\$32.16	\$32.10	\$32.25	\$32.17
	NRC- 2/4-WIRE COMBINATION - "Switch As Is" Conversion Charge - Disconnect - 1st	UNCCC	\$0.00	\$16.77	\$12.61	\$0.00	\$0.00	\$0.00	\$0.00	\$0.00	\$0.00
	NRC- 2/4-WIRE COMBINATION - "Switch As Is" Conversion Charge - Disconnect - Add'l	UNCCC	\$0.00	\$16.77	\$12.61	\$0.00	\$0.00	\$0.00	\$0.00	\$0.00	\$0.00
	4-Wire 64 kbps Digital Grade Loop										
	4-Wire 64 kbps Digital Grade Loop per mile per month	1L5ND	\$0.00	\$0.00	\$0.00	\$0.00	\$0.00	\$0.00	\$0.00	\$0.00	\$0.00
	4-Wire 64 kbps Digital Grade Loop per month	UDL64	NA	NA	NA	NA	NA	NA	\$32.67	NA	NA
	Zone 1	UDL64	\$27.33	\$33.90	\$26.44	NA	\$27.50	\$25.61	TBD	\$27.94	\$36.45
	Zone 2	UDL64	\$44.40	\$44.72	\$30.53	NA	\$47.25	\$33.94	TBD	\$45.81	\$45.87
	Zone 3	UDL64	\$80.45	\$50.85	\$46.53	NA	\$96.48	\$48.51	TBD	\$52.76	\$65.75
	Zone 4	UDL64	NA	NA	NA	NA	NA	\$64.02	NA	NA	NA
	NRC - Ordinarily Combined in GA (Note 5)										
	NRC - 1st	UDL64	NA	NA	\$348.55	NA	NA	NA	NA	NA	NA
	NRC - Add'l	UDL64	NA	NA	\$241.20	NA	NA	NA	NA	NA	NA
	NRC - Disconnect Dcharge - 1st	UDL64	NA	NA	NA	NA	NA	NA	NA	NA	NA
	NRC - Disconnect Charge - Add'l	UDL64	NA	NA	NA	NA	NA	NA	NA	NA	NA
	NRC - Electronic Svc Order, per LSR	SOMEC	NA	NA	\$3.50	NA	NA	NA	NA	NA	NA
	NRC - Incremental Charge - Manual Service Order - 1st	SOMAN	NA	NA	\$18.94	NA	NA	NA	NA	NA	NA
	NRC - Incremental Charge - Manual Service Order - Add'l	SOMAN	NA	NA	\$8.42	NA	NA	NA	NA	NA	NA
	NRC - Incremental Charge - Manual Service Order - Disconnect	SOMAN	NA	NA	NA	NA	NA	NA	NA	NA	NA
	NRC-All Existing Combination "Switch As Is" Conversion Charge (Note 6)										
	NRC-2/4-WIRE COMBINATION - "Switch As Is" Conversion Charge - 1st	UNCCC	\$54.03	\$32.75	\$58.43	\$54.09	\$54.23	\$54.09	\$54.00	\$54.26	\$54.13
	NRC-2/4-WIRE COMBINATION - "Switch As Is" Conversion Charge - Add'l	UNCCC	\$32.11	\$32.75	\$26.99	\$32.16	\$32.24	\$32.16	\$32.10	\$32.25	\$32.17
	NRC- 2/4-WIRE COMBINATION - "Switch As Is" Conversion Charge - Disconnect - 1st	UNCCC	\$0.00	\$16.77	\$12.61	\$0.00	\$0.00	\$0.00	\$0.00	\$0.00	\$0.00
	NRC- 2/4-WIRE COMBINATION - "Switch As Is" Conversion Charge - Disconnect - Add'l	UNCCC	\$0.00	\$16.77	\$12.61	\$0.00	\$0.00	\$0.00	\$0.00	\$0.00	\$0.00
	4-Wire DS1 Digital Loop										
	4-Wire DS1 Digital Loop per mile per month	1L5ND	\$0.00	\$0.00	\$0.00	\$0.00	\$0.00	\$0.00	\$0.00	\$0.00	\$0.00
	4-Wire DS1 Digital Loop per month	USLXX	NA	NA	NA	NA	NA	NA	\$62.78	NA	NA
	Zone 1	USLXX	\$51.74	\$64.69	\$52.40	\$50.28	\$56.32	\$50.99	TBD	\$53.00	NA
	Zone 2	USLXX	\$84.05	\$94.71	\$60.51	\$94.06	\$96.73	\$67.58	TBD	\$89.93	NA
	Zone 3	USLXX	\$152.29	\$208.93	\$96.18	\$162.34	\$197.57	\$96.58	TBD	\$104.30	NA
	Zone 4	USLXX	NA	NA	NA	NA	NA	\$127.47	NA	NA	NA
	NRC - Ordinarily Combined in GA (Note 5)										
	NRC - 1st	USLXX	NA	NA	\$429.98	NA	NA	NA	NA	NA	NA
	NRC - Add'l	USLXX	NA	NA	\$268.18	NA	NA	NA	NA	NA	NA
	NRC - Disconnect Charge - 1st	USLXX	NA	NA	NA	NA	NA	NA	NA	NA	NA

BELLSOUTH/Xspedius RATES
 NETWORK ELEMENTS
 AND OTHER SERVICES
 ENHANCED EXTENDED LINKS

	New EEL rates are the sum of the individual UNE network elements (interoffice transport and loop [channelization if applicable]).											
	NRC - Disconnect Charge - Add'l	USLXX	NA	NA	NA	NA	NA	NA	NA	NA	NA	NA
	NRC - Electronic Svc Order, per LSR	SOMEK	NA	NA	\$3.50	NA	NA	NA	NA	NA	NA	NA
	NRC - Incremental Charge - Manual Service Order - 1st	SOMAN	NA	NA	\$18.94	NA	NA	NA	NA	NA	NA	NA
	NRC - Incremental Charge - Manual Service Order - Add'l	SOMAN	NA	NA	\$8.42	NA	NA	NA	NA	NA	NA	NA
	NRC - Incremental Charge - Manual Service Order - Disconnect	SOMAN	NA	NA	NA	NA	NA	NA	NA	NA	NA	NA
	NRC-All Existing Combination "Switch As Is" Conversion Charge (Note 6)											
	NRC-DS1 COMBINATION - "Switch As Is" Conversion Charge - 1st	UNCCC	\$54.03	\$32.75	\$58.43	\$54.09	\$54.23	\$54.09	\$54.00	\$54.26	\$54.13	
	NRC-DS1 COMBINATION - "Switch As Is" Conversion Charge - Add'l	UNCCC	\$32.11	\$32.75	\$26.99	\$32.16	\$32.24	\$32.16	\$32.10	\$32.25	\$32.17	
	NRC- DS1 COMBINATION - "Switch As Is" Conversion Charge - Disconnect - 1st	UNCCC	\$0.00	\$16.77	\$12.61	\$0.00	\$0.00	\$0.00	\$0.00	\$0.00	\$0.00	
	NRC- DS1 COMBINATION - "Switch As Is" Conversion Charge - Disconnect - Add'l	UNCCC	\$0.00	\$16.77	\$12.61	\$0.00	\$0.00	\$0.00	\$0.00	\$0.00	\$0.00	
	DS3 Local Loop											
	per mile per month	1L5ND	\$10.85	\$11.77	\$8.90	\$43.69	\$38.98	\$54.39	\$32.53	\$15.53	\$30.53	
	facility termination per month	UE3PX	\$419.65	\$404.58	\$390.34	\$436.95	\$497.08	\$427.81	\$387.01	\$421.60	\$400.21	
	NRC - Ordinarily Combined in GA (Note 5)											
	NRC - Facility Termination - 1st	UE3PX	NA	NA	\$639.50	NA	NA	NA	NA	NA	NA	NA
	NRC - Facility Termination - Add'l	UE3PX	NA	NA	\$426.40	NA	NA	NA	NA	NA	NA	NA
	NRC - Facility Termination - Disconnect - 1st	UE3PX	NA	NA	\$122.31	NA	NA	NA	NA	NA	NA	NA
	NRC - Facility Termination - Disconnect - Add'l	UE3PX	NA	NA	\$119.14	NA	NA	NA	NA	NA	NA	NA
	NRC - Manual Svc Order, per LSR	SOMAN	NA	NA	NA	NA	NA	NA	NA	NA	NA	NA
	NRC - Manual Svc Order, per LSR disconnect	SOMAN	NA	NA	NA	NA	NA	NA	NA	NA	NA	NA
	NRC - Electronic Svc Order, per LSR	SOMEK	NA	NA	\$3.50	NA	NA	NA	NA	NA	NA	NA
	NRC - Electronic Svc Order, per LSR disconnect	SOMEK	NA	NA	NA	NA	NA	NA	NA	NA	NA	NA
	NRC - Incremental Charge--Manual Svc Order - 1st	SOMAN	NA	NA	\$37.55	NA	NA	NA	NA	NA	NA	NA
	NRC - Incremental Charge--Manual Svc Order - Add'l	SOMAN	NA	NA	\$37.55	NA	NA	NA	NA	NA	NA	NA
	NRC - Incremental Cost - Manual Svc. Order vs. Elect-Disconnect-1st	SOMAN	NA	NA	\$18.03	NA	NA	NA	NA	NA	NA	NA
	NRC - Incremental Cost - Manual Svc. Order vs. Elect-Disconnect-Add'l	SOMAN	NA	NA	\$18.03	NA	NA	NA	NA	NA	NA	NA
	NRC-All Existing Combination "Switch As Is" Conversion Charge (Note 6)											
	NRC-DS3 COMBINATION - "Switch As Is" Conversion Charge - 1st	UNCCC	\$54.03	\$32.75	\$58.43	\$54.09	\$54.23	\$54.09	\$54.00	\$54.26	\$54.13	
	NRC-DS3 COMBINATION - "Switch As Is" Conversion Charge - Add'l	UNCCC	\$32.11	\$32.75	\$26.99	\$32.16	\$32.24	\$32.16	\$32.10	\$32.25	\$32.17	
	NRC- DS3 COMBINATION - "Switch As Is" Conversion Charge - Disconnect - 1st	UNCCC	\$0.00	\$16.77	\$12.61	\$0.00	\$0.00	\$0.00	\$0.00	\$0.00	\$0.00	
	NRC- DS3 COMBINATION - "Switch As Is" Conversion Charge - Disconnect - Add'l	UNCCC	\$0.00	\$16.77	\$12.61	\$0.00	\$0.00	\$0.00	\$0.00	\$0.00	\$0.00	
	STS-1 Local Loop											
	per mile per month	1L5ND	\$10.85	\$11.77	\$8.90	\$43.69	\$38.98	\$54.39	\$32.53	\$15.53	\$30.53	
	facility termination per month	UDLS1	\$419.65	\$446.09	\$421.59	\$436.95	\$497.08	\$427.81	\$387.01	\$431.32	\$400.21	
	NRC - Ordinarily Combined in GA (Note 5)											
	NRC - STS-1 - Facility Termination - 1st	UDLS1	NA	NA	\$639.50	NA	NA	NA	NA	NA	NA	NA
	NRC - STS-1 - Facility Termination - Add'l	UDLS1	NA	NA	\$426.40	NA	NA	NA	NA	NA	NA	NA
	NRC - STS-1 - Facility Termination - Disconnect - 1st	UDLS1	NA	NA	\$122.31	NA	NA	NA	NA	NA	NA	NA
	NRC - STS-1 - Facility Termination - Disconnect - Add'l	UDLS1	NA	NA	\$119.14	NA	NA	NA	NA	NA	NA	NA
	NRC - Manual Svc Order, per LSR	SOMAN	NA	NA	NA	NA	NA	NA	NA	NA	NA	NA
	NRC - Manual Svc Order, per LSR disconnect	SOMAN	NA	NA	NA	NA	NA	NA	NA	NA	NA	NA
	NRC - Electronic Svc Order, per LSR	SOMEK	NA	NA	\$3.50	NA	NA	NA	NA	NA	NA	NA
	NRC - Electronic Svc Order, per LSR disconnect	SOMEK	NA	NA	NA	NA	NA	NA	NA	NA	NA	NA
	NRC - STS-1 - Incremental Charge--Manual Svc Order - 1st	SOMAN	NA	NA	\$37.55	NA	NA	NA	NA	NA	NA	NA
	NRC - STS-1 - Incremental Charge--Manual Svc Order - Add'l	SOMAN	NA	NA	\$37.55	NA	NA	NA	NA	NA	NA	NA
	NRC - STS-1 - Incremental Cost - Manual Svc. Order vs. Elect-Disconnect-1st	SOMAN	NA	NA	\$18.03	NA	NA	NA	NA	NA	NA	NA
	NRC - STS-1 - Incremental Cost - Manual Svc. Order vs. Elect-Disconnect-Add'l	SOMAN	NA	NA	\$18.03	NA	NA	NA	NA	NA	NA	NA
	NRC-All Existing Combination "Switch As Is" Conversion Charge (Note 6)											
	NRC-STS-1 COMBINATION - "Switch As Is" Conversion Charge - 1st	UNCCC	\$54.03	\$32.75	\$58.43	\$54.09	\$54.23	\$54.09	\$54.00	\$54.26	\$54.13	
	NRC-STS-1 COMBINATION - "Switch As Is" Conversion Charge - Add'l	UNCCC	\$32.11	\$32.75	\$26.99	\$32.16	\$32.24	\$32.16	\$32.10	\$32.25	\$32.17	
	NRC- STS-1 COMBINATION - "Switch As Is" Conversion Charge - Disconnect - 1st	UNCCC	\$0.00	\$16.77	\$12.61	\$0.00	\$0.00	\$0.00	\$0.00	\$0.00	\$0.00	
	NRC- STS-1 COMBINATION - "Switch As Is" Conversion Charge - Disconnect - Add'l	UNCCC	\$0.00	\$16.77	\$12.61	\$0.00	\$0.00	\$0.00	\$0.00	\$0.00	\$0.00	

BELLSOUTH/Xspedius RATES
 NETWORK ELEMENTS
 AND OTHER SERVICES
 ENHANCED EXTENDED LINKS

	New EEL rates are the sum of the individual UNE network elements (interoffice transport and loop [channelization if applicable]).										
	OC-3 Local Loop										
	per mile per month	1L5ND	\$7.09	\$8.93	\$6.75	\$33.15	\$29.58	\$41.27	\$24.69	\$11.78	\$23.16
	facility termination per month		\$1,123	\$648.60	\$630.21	\$436.95	\$753.65	\$689.68	\$611.36	\$701.71	\$620.20
	NRC - Ordinarily Combined in GA (Note 5)										
	NRC - OC3 - Facility Termination - 1st		NA	NA	\$947.69	NA	NA	NA	NA	NA	NA
	NRC - OC3 - Facility Termination - Add'l		NA	NA	\$413.00	NA	NA	NA	NA	NA	NA
	NRC - OC3 - Facility Termination - Disconnect - 1st		NA	NA	\$122.31	NA	NA	NA	NA	NA	NA
	NRC - OC3 - Facility Termination - Disconnect - Add'l		NA	NA	\$119.14	NA	NA	NA	NA	NA	NA
	NRC - Electronic Svc Order, per LSR	SOMECS	NA	NA	\$3.50	NA	NA	NA	NA	NA	NA
	NRC - OC3 - Incremental Charge--Manual Svc Order - 1st	SOMAN	NA	NA	\$37.55	NA	NA	NA	NA	NA	NA
	NRC - OC3 - Incremental Charge--Manual Svc Order - Add'l	SOMAN	NA	NA	\$37.55	NA	NA	NA	NA	NA	NA
	NRC - OC3 -Incremental Cost - Manual Svc. Order vs. Elect-Disconnect-1st	SOMAN	NA	NA	\$18.03	NA	NA	NA	NA	NA	NA
	NRC - OC3 -Incremental Cost - Manual Svc. Order vs. Elect-Disconnect-Add'l	SOMAN	NA	NA	\$18.03	NA	NA	NA	NA	NA	NA
	NRC-All Existing Combination "Switch As Is" Conversion Charge (Note 6)										
	NRC-OC-3 COMBINATION - "Switch As Is" Conversion Charge - 1st	UNCCC	\$54.03	\$32.75	\$58.43	\$54.09	\$54.23	\$54.09	\$54.00	\$54.26	\$54.13
	NRC-OC-3 COMBINATION - "Switch As Is" Conversion Charge - Add'l	UNCCC	\$32.11	\$32.75	\$26.99	\$32.16	\$32.24	\$32.16	\$32.10	\$32.25	\$32.17
	NRC- OC-3 COMBINATION - "Switch As Is" Conversion Charge - Disconnect - 1st	UNCCC	\$0.00	\$16.77	\$12.61	\$0.00	\$0.00	\$0.00	\$0.00	\$0.00	\$0.00
	NRC- OC-3 COMBINATION - "Switch As Is" Conversion Charge - Disconnect - Add'l	UNCCC	\$0.00	\$16.77	\$12.61	\$0.00	\$0.00	\$0.00	\$0.00	\$0.00	\$0.00
	OC-12 Local Loop										
	per mile per month	1L5ND	\$10.13	\$11.18	\$8.31	\$40.80	\$36.40	\$50.79	\$30.38	\$14.50	\$28.51
	facility termination per month		\$5,630	\$2,068	\$2,109.00	\$2,457	\$2,571	\$2,371	\$2,122	\$2,663	\$2,079
	NRC - Ordinarily Combined in GA (Note 5)										
	NRC - OC12 - Facility Termination - 1st		NA	NA	\$1,162.00	NA	NA	NA	NA	NA	NA
	NRC - OC12 - Facility Termination - Add'l		NA	NA	\$413.00	NA	NA	NA	NA	NA	NA
	NRC - OC12 - Facility Termination - Disconnect - 1st		NA	NA	\$122.31	NA	NA	NA	NA	NA	NA
	NRC - OC12 - Facility Termination - Disconnect - Add'l		NA	NA	\$119.14	NA	NA	NA	NA	NA	NA
	NRC - Electronic Svc Order, per LSR	SOMECS	NA	NA	\$3.50	NA	NA	NA	NA	NA	NA
	NRC -OC12 - Incremental Charge - Manual Svc Order - 1st	SOMAN	NA	NA	\$37.55	NA	NA	NA	NA	NA	NA
	NRC - OC12 - Incremental Charge - Manual Svc Order - Add'l	SOMAN	NA	NA	\$37.55	NA	NA	NA	NA	NA	NA
	NRC - OC12 - Incremental Cost-Manual Svc. Order vs. Elect-Disconnect-1st	SOMAN	NA	NA	\$18.03	NA	NA	NA	NA	NA	NA
	NRC - OC12 - Incremental Cost-Manual Svc. Order vs. Elect-Disconnect-Add'l	SOMAN	NA	NA	\$18.03	NA	NA	NA	NA	NA	NA
	NRC-All Existing Combination "Switch As Is" Conversion Charge (Note 6)										
	NRC-OC-12 COMBINATION - "Switch As Is" Conversion Charge - 1st	UNCCC	\$54.03	\$32.75	\$58.43	\$54.09	\$54.23	\$54.09	\$54.00	\$54.26	\$54.13
	NRC-OC-12 COMBINATION - "Switch As Is" Conversion Charge - Add'l	UNCCC	\$32.11	\$32.75	\$26.99	\$32.16	\$32.24	\$32.16	\$32.10	\$32.25	\$32.17
	NRC- OC-12 COMBINATION - "Switch As Is" Conversion Charge - Disconnect - 1st	UNCCC	\$0.00	\$16.77	\$12.61	\$0.00	\$0.00	\$0.00	\$0.00	\$0.00	\$0.00
	NRC- OC-12 COMBINATION - "Switch As Is" Conversion Charge - Disconnect - Add'l	UNCCC	\$0.00	\$16.77	\$12.61	\$0.00	\$0.00	\$0.00	\$0.00	\$0.00	\$0.00
	OC-48 Local Loop										
	per mile per month	1L5ND	\$33.22	\$36.67	\$27.25	\$166.59	\$119.40	\$166.59	\$120.02	\$47.57	\$93.50
	facility termination per month		\$1,947	\$1,699	\$1,598.00	\$2,129	\$2,268	\$1,753	\$1,677	\$1,733	\$1,832
	OC-12 Interface on OC-48 Loop per month		\$699.62	\$592.09	\$594.80	\$725.77	\$723.29	\$667.00	\$582.66	\$773.40	\$570.54
	NRC - Ordinarily Combined in GA (Note 5)										
	NRC - OC48 - Facility Termination - 1st		NA	NA	\$1,162.00	NA	NA	NA	NA	NA	NA
	NRC - OC48 - Facility Termination - Add'l		NA	NA	\$413.00	NA	NA	NA	NA	NA	NA
	NRC - OC48 - Interface OC12 on OC48 - 1st		NA	NA	\$539.36	NA	NA	NA	NA	NA	NA
	NRC - OC48 - Interface OC12 on OC48 - Add'l		NA	NA	\$317.38	NA	NA	NA	NA	NA	NA
	NRC - OC48 - Facility Termination - Disconnect - 1st		NA	NA	\$122.31	NA	NA	NA	NA	NA	NA
	NRC - OC48 - Facility Termination - Disconnect - Add'l		NA	NA	\$119.14	NA	NA	NA	NA	NA	NA
	NRC - OC48 - Interface OC12 on OC48 - Disconnect - 1st		NA	NA	\$122.31	NA	NA	NA	NA	NA	NA
	NRC - OC48 - Interface OC12 on OC48 - Disconnect - Add'l		NA	NA	\$119.14	NA	NA	NA	NA	NA	NA
	NRC - Electronic Svc Order, per LSR	SOMECS	NA	NA	\$3.50	NA	NA	NA	NA	NA	NA
	NRC - OC48 - Facility Termination-Manual Svc Order vs Electronic-Disconnect-	SOMAN	NA	NA	\$37.55	NA	NA	NA	NA	NA	NA
	NRC - OC48 - Facility Termination-Manual Svc Order vs Electronic-Disconnect-	SOMAN	NA	NA	\$37.55	NA	NA	NA	NA	NA	NA
	NRC - OC48 - Interface - Manual Svc Order vs Electronic-Disconnect-1st	SOMAN	NA	NA	\$37.55	NA	NA	NA	NA	NA	NA

BELLSOUTH/Xpedius RATES
NETWORK ELEMENTS
AND OTHER SERVICES
ENHANCED EXTENDED LINKS

New EEL rates are the sum of the individual UNE network elements (interoffice transport and loop [channelization if applicable]).											
	NRC - OC48 - Interface - Manual Svc Order vs Electronic-Disconnect-Add'l	SOMAN	NA	NA	\$37.55	NA	NA	NA	NA	NA	NA
	NRC - OC-48 - Incremental Charge--Manual Svc Order-1st	SOMAN	NA	NA	\$18.03	NA	NA	NA	NA	NA	NA
	NRC - OC-48 - Incremental Charge--Manual Svc Order-Add'l	SOMAN	NA	NA	\$18.03	NA	NA	NA	NA	NA	NA
	NRC - OC48 - Interface OC12 on OC48 - Incremental Charge--Manual Svc Ord	SOMAN	NA	NA	\$18.03	NA	NA	NA	NA	NA	NA
	NRC - OC48 - Interface OC12 on OC48 - Incremental Charge--Manual Svc Ord	SOMAN	NA	NA	\$18.03	NA	NA	NA	NA	NA	NA
	NRC-All Existing Combination "Switch As Is" Conversion Charge (Note 6)										
	NRC-OC-48 COMBINATION - "Switch As Is" Conversion Charge - 1st	UNCCC	\$54.03	\$32.75	\$58.43	\$54.09	\$54.23	\$54.09	\$54.00	\$54.26	\$54.13
	NRC-OC-48 COMBINATION - "Switch As Is" Conversion Charge - Add'l	UNCCC	\$32.11	\$32.75	\$26.99	\$32.16	\$32.24	\$32.16	\$32.10	\$32.25	\$32.17
	NRC - OC-48 COMBINATION - "Switch As Is" Conversion Charge - Disconnect - 1st	UNCCC	\$0.00	\$16.77	\$12.61	\$0.00	\$0.00	\$0.00	\$0.00	\$0.00	\$0.00
	NRC - OC-48 COMBINATION - "Switch As Is" Conversion Charge - Disconnect - Add'l	UNCCC	\$0.00	\$16.77	\$12.61	\$0.00	\$0.00	\$0.00	\$0.00	\$0.00	\$0.00
	Local Channels:										
	Local Channel - Dedicated - 2-Wire VG										
	Monthly Recurring per month	ULDV2	\$14.61	\$29.33	\$13.91	\$22.26	\$14.94	\$17.83	\$14.83	\$16.83	\$19.02
	Monthly Recurring per mile per month	1L5NC	\$0.00	\$0.00	\$0.00	\$0.00	\$0.00	\$0.00	\$0.00	\$0.00	\$0.00
	NRC - Ordinarily Combined in GA (Note 5)										
	NRC - 2-wire VG Local Channel - 1st	ULDV2	NA	NA	\$245.43	NA	NA	NA	NA	NA	NA
	NRC - 2-wire VG Local Channel -Add'l	ULDV2	NA	NA	\$33.90	NA	NA	NA	NA	NA	NA
	NRC - Electronic Svc Order, per LSR	SOMEK	NA	NA	\$3.50	NA	NA	NA	NA	NA	NA
	NRC - 2-Wire VG - Incremental Charge--Manual Svc Order - 1st	SOMAN	NA	NA	\$33.63	NA	NA	NA	NA	NA	NA
	NRC - 2-Wire VG - Incremental Charge--Manual Svc Order - Add'l	SOMAN	NA	NA	\$27.49	NA	NA	NA	NA	NA	NA
	NRC - 2-Wire VG - Incremental Charge--Manual Svc Order - Disconnect - 1st	SOMAN	NA	NA	\$22.24	NA	NA	NA	NA	NA	NA
	NRC - 2-Wire VG - Incremental Charge--Manual Svc Order - Disconnect - Add'l	SOMAN	NA	NA	\$8.08	NA	NA	NA	NA	NA	NA
	NRC-All Existing Combination "Switch As Is" Conversion Charge (Note 6)										
	NRC-2/4-WIRE COMBINATION - "Switch As Is" Conversion Charge - 1st	UNCCC	\$54.03	\$32.75	\$58.43	\$54.09	\$54.23	\$54.09	\$54.00	\$54.26	\$54.13
	NRC-2/4-WIRE COMBINATION - "Switch As Is" Conversion Charge - Add'l	UNCCC	\$32.11	\$32.75	\$26.99	\$32.16	\$32.24	\$32.16	\$32.10	\$32.25	\$32.17
	NRC- 2/4-WIRE COMBINATION - "Switch As Is" Conversion Charge - Disconnect - 1st	UNCCC	\$0.00	\$16.77	\$12.61	\$0.00	\$0.00	\$0.00	\$0.00	\$0.00	\$0.00
	NRC- 2/4-WIRE COMBINATION - "Switch As Is" Conversion Charge - Disconnect - Add'l	UNCCC	\$0.00	\$16.77	\$12.61	\$0.00	\$0.00	\$0.00	\$0.00	\$0.00	\$0.00
	Local Channel - Dedicated - 2-Wire VG - Rev Bat.										
	Monthly Recurring per month	ULDR2	\$14.61	\$26.31	\$13.91	\$22.26	\$14.94	\$17.83	\$14.82	\$16.83	\$19.02
	Monthly Recurring per mile per month	1L5NC	\$0.00	\$0.00	\$0.00	\$0.00	\$0.00	\$0.00	\$0.00	\$0.00	\$0.00
	NRC - Ordinarily Combined in GA (Note 5)										
	NRC - 2-wire VG Local Channel - 1st	ULDR2	NA	NA	\$245.43	NA	NA	NA	NA	NA	NA
	NRC - 2-wire VG Local Channel -Add'l	ULDR2	NA	NA	\$33.90	NA	NA	NA	NA	NA	NA
	NRC - Electronic Svc Order, per LSR	SOMEK	NA	NA	\$3.50	NA	NA	NA	NA	NA	NA
	NRC - 2-Wire VG - Incremental Charge--Manual Svc Order - 1st	SOMAN	NA	NA	\$33.63	NA	NA	NA	NA	NA	NA
	NRC - 2-Wire VG - Incremental Charge--Manual Svc Order - Add'l	SOMAN	NA	NA	\$27.49	NA	NA	NA	NA	NA	NA
	NRC - 2-Wire VG - Incremental Charge--Manual Svc Order - Disconnect - 1st	SOMAN	NA	NA	\$22.24	NA	NA	NA	NA	NA	NA
	NRC - 2-Wire VG - Incremental Charge--Manual Svc Order - Disconnect - Add'l	SOMAN	NA	NA	\$8.08	NA	NA	NA	NA	NA	NA
	NRC-All Existing Combination "Switch As Is" Conversion Charge (Note 6)										
	NRC-2/4-WIRE COMBINATION - "Switch As Is" Conversion Charge - 1st	UNCCC	\$54.03	\$32.75	\$58.43	\$54.09	\$54.23	\$54.09	\$54.00	\$54.26	\$54.13
	NRC-2/4-WIRE COMBINATION - "Switch As Is" Conversion Charge - Add'l	UNCCC	\$32.11	\$32.75	\$26.99	\$32.16	\$32.24	\$32.16	\$32.10	\$32.25	\$32.17
	NRC- 2/4-WIRE COMBINATION - "Switch As Is" Conversion Charge - Disconnect - 1st	UNCCC	\$0.00	\$16.77	\$12.61	\$0.00	\$0.00	\$0.00	\$0.00	\$0.00	\$0.00
	NRC- 2/4-WIRE COMBINATION - "Switch As Is" Conversion Charge - Disconnect - Add'l	UNCCC	\$0.00	\$16.77	\$12.61	\$0.00	\$0.00	\$0.00	\$0.00	\$0.00	\$0.00
	Local Channel - Dedicated - 4-Wire VG										
	Monthly Recurring per month	ULDV4	\$15.77	\$30.50	\$14.99	\$23.38	\$16.21	\$19.03	\$15.87	\$18.05	\$20.14
	Monthly Recurring per mile per month	1L5NC	\$0.00	\$0.00	\$0.00	\$0.00	\$0.00	\$0.00	\$0.00	\$0.00	\$0.00
	NRC - Ordinarily Combined in GA (Note 5)										
	NRC-4-wire VG Local Channel - 1st	ULDV4	NA	NA	\$245.43	NA	NA	NA	NA	NA	NA
	NRC-4-wire VG Local Channel - Add'l	ULDV4	NA	NA	\$33.90	NA	NA	NA	NA	NA	NA
	NRC - Electronic Svc Order, per LSR	SOMEK	NA	NA	\$3.50	NA	NA	NA	NA	NA	NA
	NRC - 4-Wire VG Local Channel - Incremental Charge--Manual Svc Order - 1st	SOMAN	NA	NA	\$33.63	NA	NA	NA	NA	NA	NA
	NRC - 4-Wire VG Local Channel - Incremental Charge--Manual Svc Order - Add'l	SOMAN	NA	NA	\$27.49	NA	NA	NA	NA	NA	NA

BELLSOUTH/Xspedius RATES
NETWORK ELEMENTS
AND OTHER SERVICES
ENHANCED EXTENDED LINKS

	New EEL rates are the sum of the individual UNE network elements (interoffice transport and loop [channelization if applicable]).											
	NRC - 4-Wire VG Local Channel - Incremental Charge--Manual Svc Order - Disconnect	SOMAN	NA	NA	\$22.24	NA	NA	NA	NA	NA	NA	NA
	NRC - 4-Wire VG Local Channel - Incremental Charge--Manual Svc Order - Disconnect	SOMAN	NA	NA	\$8.08	NA	NA	NA	NA	NA	NA	NA
	NRC-All Existing Combination "Switch As Is" Conversion Charge (Note 6)											
	NRC-2/4-WIRE COMBINATION - "Switch As Is" Conversion Charge - 1st	UNCCC	\$54.03	\$32.75	\$58.43	\$54.09	\$54.23	\$54.09	\$54.00	\$54.26	\$54.13	
	NRC-2/4-WIRE COMBINATION - "Switch As Is" Conversion Charge - Add'l	UNCCC	\$32.11	\$32.75	\$26.99	\$32.16	\$32.24	\$32.16	\$32.10	\$32.25	\$32.17	
	NRC - 2/4-WIRE COMBINATION - "Switch As Is" Conversion Charge - Disconnect - 1st	UNCCC	\$0.00	\$16.77	\$12.61	\$0.00	\$0.00	\$0.00	\$0.00	\$0.00	\$0.00	
	NRC- 2/4-WIRE COMBINATION - "Switch As Is" Conversion Charge - Disconnect - Add'l	UNCCC	\$0.00	\$16.77	\$12.61	\$0.00	\$0.00	\$0.00	\$0.00	\$0.00	\$0.00	
	Local Channel - Dedicated - DS1											
	DS1 Monthly Recurring per month	ULDF1	\$35.52	\$43.53	\$38.36	\$43.80	\$43.80	\$38.91	\$35.68	\$37.20	\$40.27	
	Monthly Recurring per mile per month	1L5NC	\$0.00	\$0.00	\$0.00	\$0.00	\$0.00	\$0.00	\$0.00	\$0.00	\$0.00	
	NRC - Ordinarily Combined in GA (Note 5)											
	NRC - DS1 Local Channel - 1st	ULDF1	NA	NA	\$166.88	NA	NA	NA	NA	NA	NA	
	NRC - DS1 Local Channel - Add'l	ULDF1	NA	NA	\$84.14	NA	NA	NA	NA	NA	NA	
	NRC - Electronic Svc Order, per LSR	SOMECS	NA	NA	\$3.50	NA	NA	NA	NA	NA	NA	
	NRC - DS1 Local Channel - Incremental Charge--Manual Svc Order - 1st	SOMAN	NA	NA	\$65.60	NA	NA	NA	NA	NA	NA	
	NRC - DS1 Local Channel - Incremental Charge--Manual Svc Order - Add'l	SOMAN	NA	NA	\$33.53	NA	NA	NA	NA	NA	NA	
	NRC - DS1 Local Channel - Incremental Charge--Manual Svc Order - Disconnect - 1st	SOMAN	NA	NA	\$35.76	NA	NA	NA	NA	NA	NA	
	NRC - DS1 Local Channel - Incremental Charge--Manual Svc Order - Disconnect - Add'l	SOMAN	NA	NA	\$14.05	NA	NA	NA	NA	NA	NA	
	NRC-All Existing Combination "Switch As Is" Conversion Charge (Note 6)											
	NRC-DS1 COMBINATION - "Switch As Is" Conversion Charge - 1st	UNCCC	\$54.03	\$32.75	\$58.43	\$54.09	\$54.23	\$54.09	\$54.00	\$54.26	\$54.13	
	NRC-DS1 COMBINATION - "Switch As Is" Conversion Charge - Add'l	UNCCC	\$32.11	\$32.75	\$26.99	\$32.16	\$32.24	\$32.16	\$32.10	\$32.25	\$32.17	
	NRC- DS1 COMBINATION - "Switch As Is" Conversion Charge - Disconnect - 1st	UNCCC	\$0.00	\$16.77	\$12.61	\$0.00	\$0.00	\$0.00	\$0.00	\$0.00	\$0.00	
	NRC- DS1 COMBINATION - "Switch As Is" Conversion Charge - Disconnect - Add'l	UNCCC	\$0.00	\$16.77	\$12.61	\$0.00	\$0.00	\$0.00	\$0.00	\$0.00	\$0.00	
	Local Channel - Dedicated - DS3											
	DS3 Local Channel - per mile per month	1L5NC	\$8.44	\$9.32	\$6.92	\$34.00	\$30.34	NA	NA	\$12.08	\$23.76	
	DS3 Local Channel - Facility Termination per month	ULDF3	\$535.92	\$556.27	\$515.91	\$635.09	\$669.01	\$533.33	\$498.87	\$493.31	\$607.28	
	NRC - Ordinarily Combined in GA (Note 5)											
	NRC - DS3 Local Channel Facility Termination - 1st	ULDF3	NA	NA	\$639.50	NA	NA	NA	NA	NA	NA	
	NRC - DS3 Local Channel - Facility Termination - Add'l	ULDF3	NA	NA	\$426.40	NA	NA	NA	NA	NA	NA	
	NRC - Electronic Svc Order, per LSR	SOMECS	NA	NA	\$3.50	NA	NA	NA	NA	NA	NA	
	NRC - DS3 Local Channel - Incremental Charge--Manual Svc Order - 1st	SOMAN	NA	NA	\$37.55	NA	NA	NA	NA	NA	NA	
	NRC - DS3 Local Channel - Incremental Charge--Manual Svc Order - Add'l	SOMAN	NA	NA	\$37.55	NA	NA	NA	NA	NA	NA	
	NRC - DS3 Local Channel - Incremental Charge--Manual Svc Order - Disconnect - 1st	SOMAN	NA	NA	\$18.03	NA	NA	NA	NA	NA	NA	
	NRC - DS3 Local Channel - Incremental Charge--Manual Svc Order - Disconnect - Add'l	SOMAN	NA	NA	\$18.03	NA	NA	NA	NA	NA	NA	
	NRC-All Existing Combination "Switch As Is" Conversion Charge (Note 6)											
	NRC-DS3 COMBINATION - "Switch As Is" Conversion Charge - 1st	UNCCC	\$54.03	\$32.75	\$71.04	\$54.09	\$54.23	\$54.09	\$54.00	\$54.26	\$54.13	
	NRC-DS3 COMBINATION - "Switch As Is" Conversion Charge - Add'l	UNCCC	\$32.11	\$32.75	\$39.60	\$32.16	\$32.24	\$32.16	\$32.10	\$32.25	\$32.17	
	NRC- DS3 COMBINATION - "Switch As Is" Conversion Charge - Disconnect - 1st	UNCCC	\$0.00	\$16.77	\$0.00	\$0.00	\$0.00	\$0.00	\$0.00	\$0.00	\$0.00	
	NRC- DS3 COMBINATION - "Switch As Is" Conversion Charge - Disconnect - Add'l	UNCCC	\$0.00	\$16.77	\$0.00	\$0.00	\$0.00	\$0.00	\$0.00	\$0.00	\$0.00	
	Local Channel - Dedicated - STS-1											
	STS-1 Local Channel - per mile per month	1L5NC	\$8.44	\$9.32	\$6.92	\$34.00	\$8.77	\$38.98	NA	\$12.08	\$25.11	
	STS-1 Local Channel - Facility Termination per month	ULDFS	\$525.40	\$569.67	\$517.56	\$635.09	\$558.00	\$531.39	\$512.00	\$481.14	\$615.65	
	NRC - Ordinarily Combined in GA (Note 5)											
	NRC - STS-1 Local Channel Facility Termination - 1st	ULDFS	NA	NA	\$761.81	NA	NA	NA	NA	NA	NA	
	NRC - STS-1 Local Channel - Facility Termination - Add'l	ULDFS	NA	NA	\$545.54	NA	NA	NA	NA	NA	NA	
	NRC - Electronic Svc Order, per LSR	SOMECS	NA	NA	\$3.50	NA	NA	NA	NA	NA	NA	
	NRC - STS-1 Local Channel - Incremental Charge--Manual Svc Order - 1st	SOMAN	NA	NA	\$37.55	NA	NA	NA	NA	NA	NA	
	NRC - STS-1 Local Channel - Incremental Charge--Manual Svc Order - Add'l	SOMAN	NA	NA	\$37.55	NA	NA	NA	NA	NA	NA	
	NRC - STS-1 Local Channel - Incremental Charge--Manual Svc Order - Disconnect - 1st	SOMAN	NA	NA	\$18.03	NA	NA	NA	NA	NA	NA	
	NRC - STS-1 Local Channel - Incremental Charge--Manual Svc Order - Disconnect - Add'l	SOMAN	NA	NA	\$18.03	NA	NA	NA	NA	NA	NA	
	NRC-All Existing Combination "Switch As Is" Conversion Charge (Note 6)											
	NRC-STS-1 COMBINATION - "Switch As Is" Conversion Charge - 1st	UNCCC	\$54.03	\$32.75	\$58.43	\$54.09	\$54.23	\$54.09	\$54.00	\$54.26	\$54.13	

BELLSOUTH/Xspedius RATES
NETWORK ELEMENTS
AND OTHER SERVICES
ENHANCED EXTENDED LINKS

		New EEL rates are the sum of the individual UNE network elements (interoffice transport and loop [channelization if applicable]).										
		NRC-STS-1 COMBINATION - "Switch As Is" Conversion Charge - Add'l	UNCCC	\$32.11	\$32.75	\$26.99	\$32.16	\$32.24	\$32.16	\$32.10	\$32.25	\$32.17
		NRC- STS-1 COMBINATION - "Switch As Is" Conversion Charge - Disconnect - 1st	UNCCC	\$0.00	\$16.77	\$12.61	\$0.00	\$0.00	\$0.00	\$0.00	\$0.00	\$0.00
		NRC- STS-1 COMBINATION - "Switch As Is" Conversion Charge - Disconnect - Add'l	UNCCC	\$0.00	\$16.77	\$12.61	\$0.00	\$0.00	\$0.00	\$0.00	\$0.00	\$0.00
		Local Channel - OC3										
		Local Channel - OC3 - per Mile	1L5NC	\$8.23	\$7.83	\$6.75	\$33.15	\$29.58	\$41.27	\$24.69	\$11.78	\$23.16
		Local Channel - OC3 - per Facility Termination	TBA	\$691.33	\$940.35	\$630.21	\$713.29	\$753.65	\$689.68	\$611.36	\$701.71	\$620.20
		NRC - Ordinarily Combined in GA (Note 5)										
		NRC - OC3 - Facility Termination - 1st	TBA	NA	NA	\$947.69	NA	NA	NA	NA	NA	NA
		NRC - OC3 - Facility Termination - Add'l	TBA	NA	NA	\$413.00	NA	NA	NA	NA	NA	NA
		NRC - OC3 - Facility Termination - Disconnect - 1st	TBA	NA	NA	\$122.31	NA	NA	NA	NA	NA	NA
		NRC - OC3 - Facility Termination - Disconnect - Add'l	TBA	NA	NA	\$119.14	NA	NA	NA	NA	NA	NA
		NRC - Electronic Svc Order, per LSR	SOMECS	NA	NA	\$3.50	NA	NA	NA	NA	NA	NA
		NRC - OC3 - Incremental Charge--Manual Svc Order - 1st	SOMAN	NA	NA	\$37.55	NA	NA	NA	NA	NA	NA
		NRC - OC3 - Incremental Charge--Manual Svc Order - Add'l	SOMAN	NA	NA	\$37.55	NA	NA	NA	NA	NA	NA
		NRC - OC3 -Incremental Cost - Manual Svc. Order vs. Elect-Disconnect-1st	SOMAN	NA	NA	\$18.03	NA	NA	NA	NA	NA	NA
		NRC - OC3 -Incremental Cost - Manual Svc. Order vs. Elect-Disconnect-Add'l	SOMAN	NA	NA	\$18.03	NA	NA	NA	NA	NA	NA
		NRC-All Existing Combination "Switch As Is" Conversion Charge (Note 6)										
		NRC-OC-3 COMBINATION - "Switch As Is" Conversion Charge - 1st	UNCCC	\$54.03	\$32.75	\$58.43	\$54.09	\$54.23	\$54.09	\$54.00	\$54.26	\$54.13
		NRC-OC-3 COMBINATION - "Switch As Is" Conversion Charge - Add'l	UNCCC	\$32.11	\$32.75	\$26.99	\$32.16	\$32.24	\$32.16	\$32.10	\$32.25	\$32.17
		NRC- OC-3 COMBINATION - "Switch As Is" Conversion Charge - Disconnect - 1st	UNCCC	\$0.00	\$16.77	\$12.61	\$0.00	\$0.00	\$0.00	\$0.00	\$0.00	\$0.00
		NRC- OC-3 COMBINATION - "Switch As Is" Conversion Charge - Disconnect - Add'l	UNCCC	\$0.00	\$16.77	\$12.61	\$0.00	\$0.00	\$0.00	\$0.00	\$0.00	\$0.00
		Local Channel - OC12	USOC	AL	FL	GA	KY	LA	MS	NC	SC	TN
		Local Channel - OC12 - per Mile	1L5NC	\$10.13	\$11.18	\$8.31	\$40.80	\$36.40	\$50.79	\$30.38	\$14.50	\$28.51
		Local Channel - OC12 - per Facility Termination	TBA	\$2,557	\$2,753	\$2,109.00	\$2,457	\$2,571	\$2,371	\$2,122	\$2,663	\$2,079
		NRC - Ordinarily Combined in GA (Note 5)										
		NRC - OC12 - Facility Termination - 1st	TBA	NA	NA	\$1,162.00	NA	NA	NA	NA	NA	NA
		NRC - OC12 - Facility Termination - Add'l	TBA	NA	NA	\$413.00	NA	NA	NA	NA	NA	NA
		NRC - OC12 - Facility Termination - Disconnect - 1st	TBA	NA	NA	\$122.31	NA	NA	NA	NA	NA	NA
		NRC - OC12 - Facility Termination - Disconnect - Add'l	TBA	NA	NA	\$119.14	NA	NA	NA	NA	NA	NA
		NRC - Electronic Svc Order, per LSR	SOMECS	NA	NA	\$3.50	NA	NA	NA	NA	NA	NA
		NRC -OC12 - Incremental Charge - Manual Svc Order - 1st	SOMAN	NA	NA	\$37.55	NA	NA	NA	NA	NA	NA
		NRC - OC12 - Incremental Charge - Manual Svc Order - Add'l	SOMAN	NA	NA	\$37.55	NA	NA	NA	NA	NA	NA
		NRC - OC12 - Incremental Cost-Manual Svc. Order vs. Elect-Disconnect-1st	SOMAN	NA	NA	\$18.03	NA	NA	NA	NA	NA	NA
		NRC - OC12 - Incremental Cost-Manual Svc. Order vs. Elect-Disconnect-Add'l	SOMAN	NA	NA	\$18.03	NA	NA	NA	NA	NA	NA
		NRC-All Existing Combination "Switch As Is" Conversion Charge (Note 6)										
		NRC-OC-12 COMBINATION - "Switch As Is" Conversion Charge - 1st	UNCCC	\$54.03	\$32.75	\$58.43	\$54.09	\$54.23	\$54.09	\$54.00	\$54.26	\$54.13
		NRC-OC-12 COMBINATION - "Switch As Is" Conversion Charge - Add'l	UNCCC	\$32.11	\$32.75	\$26.99	\$32.16	\$32.24	\$32.16	\$32.10	\$32.25	\$32.17
		NRC- OC-12 COMBINATION - "Switch As Is" Conversion Charge - Disconnect - 1st	UNCCC	\$0.00	\$16.77	\$12.61	\$0.00	\$0.00	\$0.00	\$0.00	\$0.00	\$0.00
		NRC- OC-12 COMBINATION - "Switch As Is" Conversion Charge - Disconnect - Add'l	UNCCC	\$0.00	\$16.77	\$12.61	\$0.00	\$0.00	\$0.00	\$0.00	\$0.00	\$0.00
		Local Channel - OC48	USOC	AL	FL	GA	KY	LA	MS	NC	SC	TN
		Local Channel - OC48 - per Mile	1L5NC	\$33.22	\$36.67	\$27.25	\$133.84	\$119.40	\$166.59	\$120.02	\$47.57	\$93.50
		Local Channel - OC48 - per Facility Termination	TBA	\$1,713	\$1,944	\$1,598.00	\$2,129	\$2,268	\$1,753	\$1,677	\$1,733	\$1,832
		Local Channel - OC12 interface on OC48 Facility	TBA	\$736.71	\$586.28	\$594.80	\$725.77	\$723.29	\$667.00	\$582.66	\$773.40	\$570.54
		NRC - Ordinarily Combined in GA (Note 5)										
		NRC - OC48 - Facility Termination - 1st	TBA	NA	NA	\$1,162.00	NA	NA	NA	NA	NA	NA
		NRC - OC48 - Facility Termination - Add'l	TBA	NA	NA	\$413.00	NA	NA	NA	NA	NA	NA
		NRC - OC48 - Interface OC12 on OC48 - 1st	TBA	NA	NA	\$539.36	NA	NA	NA	NA	NA	NA
		NRC - OC48 - Interface OC12 on OC48 - Add'l	TBA	NA	NA	\$317.38	NA	NA	NA	NA	NA	NA
		NRC - OC48 - Facility Termination - Disconnect - 1st	TBA	NA	NA	\$122.31	NA	NA	NA	NA	NA	NA
		NRC - OC48 - Facility Termination - Disconnect - Add'l	TBA	NA	NA	\$119.14	NA	NA	NA	NA	NA	NA
		NRC - OC48- Interface OC12 on OC48 - Disconnect - 1st	TBA	NA	NA	\$122.31	NA	NA	NA	NA	NA	NA
		NRC - OC48 - Interface OC12 on OC48 - Disconnect - Add'l	TBA	NA	NA	\$119.14	NA	NA	NA	NA	NA	NA

BELLSOUTH/Xspedius RATES
 NETWORK ELEMENTS
 AND OTHER SERVICES
 ENHANCED EXTENDED LINKS

	New EEL rates are the sum of the individual UNE network elements (interoffice transport and loop [channelization if applicable]).											
	NRC - Electronic Svc Order, per LSR	SOME	NA	NA	\$3.50	NA	NA	NA	NA	NA	NA	NA
	NRC - OC48 - Facility Termination-Manual Svc Order vs Electronic-Disconnect-1st	SOMAN	NA	NA	\$18.03	NA	NA	NA	NA	NA	NA	NA
	NRC - OC48 - Facility Termination-Manual Svc Order vs Electronic-Disconnect-Add'l	SOMAN	NA	NA	\$18.03	NA	NA	NA	NA	NA	NA	NA
	NRC - OC48 - Interface - Manual Svc Order vs Electronic-Disconnect-1st	SOMAN	NA	NA	\$18.03	NA	NA	NA	NA	NA	NA	NA
	NRC - OC48 - Interface - Manual Svc Order vs Electronic-Disconnect-Add'l	SOMAN	NA	NA	\$18.03	NA	NA	NA	NA	NA	NA	NA
	NRC - OC-48 - Incremental Charge--Manual Svc Order-1st	SOMAN	NA	NA	\$37.55	NA	NA	NA	NA	NA	NA	NA
	NRC - OC-48 - Incremental Charge--Manual Svc Order-Add'l	SOMAN	NA	NA	\$37.55	NA	NA	NA	NA	NA	NA	NA
	NRC - OC48 - Interface OC12 on OC48 - Incremental Charge--Manual Svc Order-1st	SOMAN	NA	NA	\$37.55	NA	NA	NA	NA	NA	NA	NA
	NRC - OC48 - Interface OC12 on OC48 - Incremental Charge--Manual Svc Order-Add'l	SOMAN	NA	NA	\$37.55	NA	NA	NA	NA	NA	NA	NA
	NRC-All Existing Combination "Switch As Is" Conversion Charge (Note 6)											
	NRC-OC-48 COMBINATION - "Switch As Is" Conversion Charge - 1st	UNCCC	\$54.03	\$32.75	\$58.43	\$54.09	\$54.23	\$54.09	\$54.00	\$54.26	\$54.13	
	NRC-OC-48 COMBINATION - "Switch As Is" Conversion Charge - Add'l	UNCCC	\$32.11	\$32.75	\$26.99	\$32.16	\$32.24	\$32.16	\$32.10	\$32.25	\$32.17	
	NRC - OC-48 COMBINATION - "Switch As Is" Conversion Charge - Disconnect - 1st	UNCCC	\$0.00	\$16.77	\$12.61	\$0.00	\$0.00	\$0.00	\$0.00	\$0.00	\$0.00	
	NRC - OC-48 COMBINATION - "Switch As Is" Conversion Charge - Disconnect - Add'l	UNCCC	\$0.00	\$16.77	\$12.61	\$0.00	\$0.00	\$0.00	\$0.00	\$0.00	\$0.00	
	Interoffice Channels:											
	Interoffice Channel - Dedicated - 2-wire VG											
	Interoffice Channel - Dedicated 2-wire VG - per mile per month	1L5XX	\$0.0339	\$0.0100	\$0.0222	\$0.0301	\$0.0384	\$0.0323	\$0.0282	\$0.0373	\$0.0173	
	Interoffice Channel - Dedicated 2-wire VG - Facility Termination per month	U1TV2	\$18.49	\$26.72	\$17.07	\$27.66	\$19.10	\$21.33	\$18.01	\$21.42	\$18.33	
	NRC - Ordinarily Combined in GA (Note 5)											
	NRC - 2-wire VG Interoffice Channel - Facility Termination - 1st	U1TV2	NA	NA	\$79.61	NA	NA	NA	NA	NA	NA	
	NRC - 2-wire VG Interoffice Channel - Facility Termination - Add'l	U1TV2	NA	NA	\$36.08	NA	NA	NA	NA	NA	NA	
	NRC - Electronic Svc Order, per LSR	SOME	NA	NA	\$3.50	NA	NA	NA	NA	NA	NA	
	NRC - 2-wire VG Interoffice Channel - Incremental Charge--Manual Svc Order - 1st	SOMAN	NA	NA	\$18.94	NA	NA	NA	NA	NA	NA	
	NRC - 2-wire VG Interoffice Channel - Incremental Charge--Manual Svc Order - Add'l	SOMAN	NA	NA	\$18.94	NA	NA	NA	NA	NA	NA	
	NRC - 2-wire VG Interoffice Channel - Incremental Charge--Manual Svc Order - Disc	SOMAN	NA	NA	NA	NA	NA	NA	NA	NA	NA	
	NRC - 2-wire VG Interoffice Channel - Incremental Charge--Manual Svc Order - Disc	SOMAN	NA	NA	NA	NA	NA	NA	NA	NA	NA	
	NRC-All Existing Combination "Switch As Is" Conversion Charge (Note 6)											
	NRC-2/4-WIRE COMBINATION - "Switch As Is" Conversion Charge - 1st	UNCCC	\$54.03	\$32.75	\$58.43	\$54.09	\$54.23	\$54.09	\$54.00	\$54.26	\$54.13	
	NRC-2/4-WIRE COMBINATION - "Switch As Is" Conversion Charge - Add'l	UNCCC	\$32.11	\$32.75	\$26.99	\$32.16	\$32.24	\$32.16	\$32.10	\$32.25	\$32.17	
	NRC- 2/4-WIRE COMBINATION - "Switch As Is" Conversion Charge - Disconnect - 1st	UNCCC	\$0.00	\$16.77	\$12.61	\$0.00	\$0.00	\$0.00	\$0.00	\$0.00	\$0.00	
	NRC- 2/4-WIRE COMBINATION - "Switch As Is" Conversion Charge - Disconnect - Add'l	UNCCC	\$0.00	\$16.77	\$12.61	\$0.00	\$0.00	\$0.00	\$0.00	\$0.00	\$0.00	
	Interoffice Channel - Dedicated - 4-wire VG											
	Interoffice Channel - Dedicated 4-wire VG - per mile per month	1L5XX	NA	\$0.0100	NA	NA	NA	NA	NA	NA	NA	
	Interoffice Channel - Dedicated 4-wire VG - Facility Termination per month	U1TV4	NA	\$23.82	NA	NA	NA	NA	NA	NA	NA	
	NRC - Ordinarily Combined in GA (Note 5)											
	NRC - 4-wire VG Interoffice Channel - Facility Termination - 1st	U1TV4	NA	NA	NA	NA	NA	NA	NA	NA	NA	
	NRC - 4-wire VG Interoffice Channel - Facility Termination - Add'l	U1TV4	NA	NA	NA	NA	NA	NA	NA	NA	NA	
	NRC - Electronic Svc Order, per LSR	SOME	NA	NA	NA	NA	NA	NA	NA	NA	NA	
	NRC - 4-wire VG Interoffice Channel - Incremental Charge--Manual Svc Order - 1st	SOMAN	NA	NA	NA	NA	NA	NA	NA	NA	NA	
	NRC - 4-wire VG Interoffice Channel - Incremental Charge--Manual Svc Order - Add'l	SOMAN	NA	NA	NA	NA	NA	NA	NA	NA	NA	
	NRC - 4-wire VG Interoffice Channel - Incremental Charge--Manual Svc Order - Disc	SOMAN	NA	NA	NA	NA	NA	NA	NA	NA	NA	
	NRC - 4-wire VG Interoffice Channel - Incremental Charge--Manual Svc Order - Disc	SOMAN	NA	NA	NA	NA	NA	NA	NA	NA	NA	
	NRC-All Existing Combination "Switch As Is" Conversion Charge (Note 6)											
	NRC-2/4-WIRE COMBINATION - "Switch As Is" Conversion Charge - 1st	UNCCC	\$54.03	\$32.75	\$58.43	\$54.09	\$54.23	\$54.09	\$54.00	\$54.26	\$54.13	
	NRC-2/4-WIRE COMBINATION - "Switch As Is" Conversion Charge - Add'l	UNCCC	\$32.11	\$32.75	\$26.99	\$32.16	\$32.24	\$32.16	\$32.10	\$32.25	\$32.17	
	NRC - 2/4-WIRE COMBINATION - "Switch As Is" Conversion Charge - Disconnect - 1st	UNCCC	\$0.00	\$16.77	\$12.61	\$0.00	\$0.00	\$0.00	\$0.00	\$0.00	\$0.00	
	NRC- 2/4-WIRE COMBINATION - "Switch As Is" Conversion Charge - Disconnect - Add'l	UNCCC	\$0.00	\$16.77	\$12.61	\$0.00	\$0.00	\$0.00	\$0.00	\$0.00	\$0.00	
	Interoffice Channel - Dedicated - DS0 - 56kbps											
	Interoffice Channel - Dedicated - DS0 - 56kbps - per mile per month	1L5XX	\$0.0339	\$0.0100	\$0.0222	\$0.0301	\$0.0384	\$0.0323	\$0.0282	\$0.0373	\$0.1730	
	Interoffice Channel - Dedicated - DS0 - 56 kbps - Facility Termination per month	U1TD5	\$17.81	\$19.46	\$16.45	\$26.95	\$18.37	\$20.64	\$17.40	\$20.71	\$17.74	
	NRC - Ordinarily Combined in GA (Note 5)											
	NRC - 4-wire 56kbps Interoffice Channel - Facility Termination - 1st	U1TD5	NA	NA	\$79.61	NA	NA	NA	NA	NA	NA	

BELLSOUTH/Xpedius RATES
NETWORK ELEMENTS
AND OTHER SERVICES
ENHANCED EXTENDED LINKS

	New EEL rates are the sum of the individual UNE network elements (interoffice transport and loop [channalization if applicable]).										
	NRC - 4-wire 56 kbps Interoffice Channel - Facility Termination - Add'l	U1TD5	NA	NA	\$36.08	NA	NA	NA	NA	NA	NA
	NRC - Electronic Svc Order, per LSR	SOMECS	NA	NA	\$3.50	NA	NA	NA	NA	NA	NA
	NRC - 4-wire 56 kbps Interoffice Channel - Incremental Charge--Manual Svc Order -	SOMAN	NA	NA	\$18.94	NA	NA	NA	NA	NA	NA
	NRC - 4-wire 56 kbps Interoffice Channel - Incremental Charge--Manual Svc Order -	SOMAN	NA	NA	\$18.94	NA	NA	NA	NA	NA	NA
	NRC - 4-wire 56 kbps Interoffice Channel - Incremental Charge--Manual Svc Order -	SOMAN	NA	NA	NA	NA	NA	NA	NA	NA	NA
	NRC - 4-wire 56 kbps Interoffice Channel - Incremental Charge--Manual Svc Order -	SOMAN	NA	NA	NA	NA	NA	NA	NA	NA	NA
	NRC-All Existing Combination "Switch As Is" Conversion Charge (Note 6)										
	NRC-2/4-WIRE COMBINATION - "Switch As Is" Conversion Charge - 1st	UNCCC	\$54.03	\$32.75	\$58.43	\$54.09	\$54.23	\$54.09	\$54.00	\$54.26	\$54.13
	NRC-2/4-WIRE COMBINATION - "Switch As Is" Conversion Charge - Add'l	UNCCC	\$32.11	\$32.75	\$26.99	\$32.16	\$32.24	\$32.16	\$32.10	\$32.25	\$32.17
	NRC- 2/4-WIRE COMBINATION - "Switch As Is" Conversion Charge - Disconnect - 1st	UNCCC	\$0.00	\$16.77	\$12.61	\$0.00	\$0.00	\$0.00	\$0.00	\$0.00	\$0.00
	NRC- 2/4-WIRE COMBINATION - "Switch As Is" Conversion Charge - Disconnect - Add'l	UNCCC	\$0.00	\$16.77	\$12.61	\$0.00	\$0.00	\$0.00	\$0.00	\$0.00	\$0.00
	Interoffice Channel - Dedicated - DS0 - 64kbps										
	Interoffice Channel - Dedicated - DS0 - 64kbps - per mile per month	1L5XX	\$0.0339	\$0.0100	\$0.0222	\$0.0301	\$0.0384	\$0.0323	\$0.0282	\$0.0373	\$0.1730
	Interoffice Channel - Dedicated - DS0 - 64 kbps - Facility Termination per month	U1TD6	\$17.81	\$19.46	\$16.45	\$26.95	\$18.37	\$20.64	\$17.40	\$20.71	\$17.74
	NRC - Ordinarily Combined in GA (Note 5)										
	NRC - 4-wire 64kbps Interoffice Channel - Facility Termination - 1st	U1TD6	NA	NA	\$79.61	NA	NA	NA	NA	NA	NA
	NRC - 4-wire 64 kbps Interoffice Channel - Facility Termination - Add'l	U1TD6	NA	NA	\$36.08	NA	NA	NA	NA	NA	NA
	NRC - Electronic Svc Order, per LSR	SOMECS	NA	NA	\$3.50	NA	NA	NA	NA	NA	NA
	NRC - 4-wire 64 kbps Interoffice Channel - Incremental Charge--Manual Svc Order -	SOMAN	NA	NA	\$18.94	NA	NA	NA	NA	NA	NA
	NRC - 4-wire 64 kbps Interoffice Channel - Incremental Charge--Manual Svc Order -	SOMAN	NA	NA	\$18.94	NA	NA	NA	NA	NA	NA
	NRC - 4-wire 64 kbps Interoffice Channel - Incremental Charge--Manual Svc Order -	SOMAN	NA	NA	NA	NA	NA	NA	NA	NA	NA
	NRC - 4-wire 64 kbps Interoffice Channel - Incremental Charge--Manual Svc Order -	SOMAN	NA	NA	NA	NA	NA	NA	NA	NA	NA
	NRC-All Existing Combination "Switch As Is" Conversion Charge (Note 6)										
	NRC-2/4-WIRE COMBINATION - "Switch As Is" Conversion Charge - 1st	UNCCC	\$54.03	\$32.75	\$58.43	\$54.09	\$54.23	\$54.09	\$54.00	\$54.26	\$54.13
	NRC-2/4-WIRE COMBINATION - "Switch As Is" Conversion Charge - Add'l	UNCCC	\$32.11	\$32.75	\$26.99	\$32.16	\$32.24	\$32.16	\$32.10	\$32.25	\$32.17
	NRC- 2/4-WIRE COMBINATION - "Switch As Is" Conversion Charge - Disconnect - 1st	UNCCC	\$0.00	\$16.77	\$12.61	\$0.00	\$0.00	\$0.00	\$0.00	\$0.00	\$0.00
	NRC- 2/4-WIRE COMBINATION - "Switch As Is" Conversion Charge - Disconnect - Add'l	UNCCC	\$0.00	\$16.77	\$12.61	\$0.00	\$0.00	\$0.00	\$0.00	\$0.00	\$0.00
	Interoffice Channel - Dedicated - DS1										
	Interoffice Channel - Dedicated - DS1 - per mile per month	1L5XX	\$0.6920	\$0.6013	\$0.4523	\$0.4500	\$0.7831	\$0.6598	\$0.0783	\$0.7598	\$0.3525
	Interoffice Channel - Dedicated - DS1 - Facility Termination per month	U1TF1	\$79.69	\$99.79	\$78.47	\$55.05	\$93.40	\$74.40	\$71.29	\$94.98	\$75.83
	NRC - Ordinarily Combined in GA (Note 5)										
	NRC - DS1 Interoffice Channel - Facility Termination - 1st	U1TF1	NA	NA	\$169.57	NA	NA	NA	NA	NA	NA
	NRC - DS1 Interoffice Channel - Facility Termination - Add'l	U1TF1	NA	NA	\$112.77	NA	NA	NA	NA	NA	NA
	NRC - Electronic Svc Order, per LSR	SOMECS	NA	NA	\$3.50	NA	NA	NA	NA	NA	NA
	NRC - DS1 Interoffice Channel - Incremental Charge--Manual Svc Order - 1st	SOMAN	NA	NA	\$23.98	NA	NA	NA	NA	NA	NA
	NRC - DS1 Interoffice Channel - Incremental Charge--Manual Svc Order - Add'l	SOMAN	NA	NA	\$17.77	NA	NA	NA	NA	NA	NA
	NRC - DS1 Interoffice Channel - Incremental Charge--Manual Svc Order - Disconnect	SOMAN	NA	NA	\$15.13	NA	NA	NA	NA	NA	NA
	NRC - DS1 Interoffice Channel - Incremental Charge--Manual Svc Order - Disconnect	SOMAN	NA	NA	\$7.02	NA	NA	NA	NA	NA	NA
	NRC-All Existing Combination "Switch As Is" Conversion Charge (Note 6)										
	NRC-DS1 COMBINATION - "Switch As Is" Conversion Charge - 1st	UNCCC	\$54.03	\$32.75	\$58.43	\$54.09	\$54.23	\$54.09	\$54.00	\$54.26	\$54.13
	NRC-DS1 COMBINATION - "Switch As Is" Conversion Charge - Add'l	UNCCC	\$32.11	\$32.75	\$26.99	\$32.16	\$32.24	\$32.16	\$32.10	\$32.25	\$32.17
	NRC- DS1 COMBINATION - "Switch As Is" Conversion Charge - Disconnect - 1st	UNCCC	\$0.00	\$16.77	\$12.61	\$0.00	\$0.00	\$0.00	\$0.00	\$0.00	\$0.00
	NRC- DS1 COMBINATION - "Switch As Is" Conversion Charge - Disconnect - Add'l	UNCCC	\$0.00	\$16.77	\$12.61	\$0.00	\$0.00	\$0.00	\$0.00	\$0.00	\$0.00
	Interoffice Channel - Dedicated - DS3 - per mile per month										
	Interoffice Channel - Dedicated - DS3 - per mile per month	1L5XX	\$4.98	\$4.25	\$6.46	\$12.06	\$16.15	\$13.48	\$12.98	\$19.14	\$6.88
	Interoffice Channel - Dedicated - DS3 - Facility Termination per month	U1TF3	\$898.15	\$1,130	\$717.60	\$1,112.02	\$1,131.09	\$686.84	\$720.38	\$904.49	\$840.61
	NRC - Ordinarily Combined in GA (Note 5)										
	NRC - DS3 Interoffice Channel - Facility Termination - 1st	U1TF3	NA	NA	\$578.97	NA	NA	NA	NA	NA	NA
	NRC - DS3 Interoffice Channel - Facility Termination - Add'l	U1TF3	NA	NA	\$312.17	NA	NA	NA	NA	NA	NA
	NRC - Electronic Svc Order, per LSR	SOMECS	NA	NA	\$3.50	NA	NA	NA	NA	NA	NA
	NRC - DS3 Interoffice Channel - Incremental Charge--Manual Svc Order - 1st	SOMAN	NA	NA	\$51.27	NA	NA	NA	NA	NA	NA
	NRC - DS3 Interoffice Channel - Incremental Charge--Manual Svc Order - Add'l	SOMAN	NA	NA	\$38.87	NA	NA	NA	NA	NA	NA

BELLSOUTH/Xpedius RATES
NETWORK ELEMENTS
AND OTHER SERVICES
ENHANCED EXTENDED LINKS

		New EEL rates are the sum of the individual UNE network elements (interoffice transport and loop [channelization if applicable]).										
		NRC - DS3 Interoffice Channel - Incremental Charge--Manual Svc Order - Disconnect	SOMAN	NA	NA	\$30.42	NA	NA	NA	NA	NA	NA
		NRC - DS3 Interoffice Channel - Incremental Charge--Manual Svc Order - Disconnect	SOMAN	NA	NA	\$18.76	NA	NA	NA	NA	NA	NA
		NRC-All Existing Combination "Switch As Is" Conversion Charge (Note 6)										
		NRC-DS3 COMBINATION - "Switch As Is" Conversion Charge - 1st	UNCCC	\$54.03	\$32.75	\$58.43	\$54.09	\$54.23	\$54.09	\$54.00	\$54.26	\$54.13
		NRC-DS3 COMBINATION - "Switch As Is" Conversion Charge - Add'l	UNCCC	\$32.11	\$32.75	\$26.99	\$32.16	\$32.24	\$32.16	\$32.10	\$32.25	\$32.17
		NRC - DS3 COMBINATION - "Switch As Is" Conversion Charge - Disconnect - 1st	UNCCC	\$0.00	\$16.77	\$12.61	\$0.00	\$0.00	\$0.00	\$0.00	\$0.00	\$0.00
		NRC - DS3 COMBINATION - "Switch As Is" Conversion Charge - Disconnect - Add'l	UNCCC	\$0.00	\$16.77	\$12.61	\$0.00	\$0.00	\$0.00	\$0.00	\$0.00	\$0.00
		Interoffice Channel - Dedicated - STS-1										
		Interoffice Channel - Dedicated - STS-1 - per mile per month	1L5XX	\$4.98	\$9.32	\$2.72	\$12.62	\$14.04	\$15.02	\$12.98	\$8.13	\$5.89
		Interoffice Channel - Dedicated - STS-1 - Facility Termination per month	U1TFS	\$898.15	\$569.67	\$788.00	\$1,204	\$1,101	\$744.38	\$720.38	\$967.70	\$760.20
		NRC - Ordinarily Combined in GA (Note 5)										
		NRC - STS-1 Interoffice Channel - Facility Termination - 1st	U1TFS	NA	NA	\$587.08	NA	NA	NA	NA	NA	NA
		NRC - STS-1 Interoffice Channel - Facility Termination - Add'l	U1TFS	NA	NA	\$238.28	NA	NA	NA	NA	NA	NA
		NRC - Electronic Svc Order, per LSR	SOMECS	NA	NA	\$3.50	NA	NA	NA	NA	NA	NA
		NRC - STS-1 Interoffice Channel - Incremental Charge--Manual Svc Order - 1st	SOMAN	NA	NA	\$61.19	NA	NA	NA	NA	NA	NA
		NRC - STS-1 Interoffice Channel - Incremental Charge--Manual Svc Order - Add'l	SOMAN	NA	NA	\$61.19	NA	NA	NA	NA	NA	NA
		NRC - STS-1 Interoffice Channel - Incremental Charge--Manual Svc Order - Disconnect	SOMAN	NA	NA	\$3.17	NA	NA	NA	NA	NA	NA
		NRC - STS-1 Interoffice Channel - Incremental Charge--Manual Svc Order - Disconnect	SOMAN	NA	NA	\$3.17	NA	NA	NA	NA	NA	NA
		NRC-All Existing Combination "Switch As Is" Conversion Charge (Note 6)										
		NRC-STS-1 COMBINATION - "Switch As Is" Conversion Charge - 1st	UNCCC	\$54.03	\$32.75	\$58.43	\$54.09	\$54.23	\$54.09	\$54.00	\$54.26	\$54.13
		NRC-STS-1 COMBINATION - "Switch As Is" Conversion Charge - Add'l	UNCCC	\$32.11	\$32.75	\$26.99	\$32.16	\$32.24	\$32.16	\$32.10	\$32.25	\$32.17
		NRC - STS-1 COMBINATION - "Switch As Is" Conversion Charge - Disconnect - 1st	UNCCC	\$0.00	\$16.77	\$12.61	\$0.00	\$0.00	\$0.00	\$0.00	\$0.00	\$0.00
		NRC - STS-1 COMBINATION - "Switch As Is" Conversion Charge - Disconnect - Add'l	UNCCC	\$0.00	\$16.77	\$12.61	\$0.00	\$0.00	\$0.00	\$0.00	\$0.00	\$0.00
		Interoffice Channel - OC3										
		Interoffice Channel - OC3 - per Mile	1L5XX	\$7.35	\$8.38	\$4.37	\$27.97	\$23.89	\$18.35	\$14.10	\$9.75	\$13.45
		Interoffice Channel - OC3 - per Facility Termination	TBA	\$2,475	\$3,043	\$2,187.00	\$3,390	\$2,990	\$1,892.00	\$2,071	\$2,802	\$2,124
		NRC - Ordinarily Combined in GA (Note 5)										
		NRC - OC3 - Facility Termination - 1st	TBA	NA	NA	\$947.69	NA	NA	NA	NA	NA	NA
		NRC - OC3 - Facility Termination - Add'l	TBA	NA	NA	\$413.00	NA	NA	NA	NA	NA	NA
		NRC - OC3 - Facility Termination - Disconnect - 1st	TBA	NA	NA	\$122.31	NA	NA	NA	NA	NA	NA
		NRC - OC3 - Facility Termination - Disconnect - Add'l	TBA	NA	NA	\$119.14	NA	NA	NA	NA	NA	NA
		NRC - Electronic Svc Order, per LSR	SOMECS	NA	NA	\$3.50	NA	NA	NA	NA	NA	NA
		NRC - OC3 - Incremental Charge--Manual Svc Order - 1st	SOMAN	NA	NA	\$37.55	NA	NA	NA	NA	NA	NA
		NRC - OC3 - Incremental Charge--Manual Svc Order - Add'l	SOMAN	NA	NA	\$37.55	NA	NA	NA	NA	NA	NA
		NRC - OC3 - Incremental Cost - Manual Svc. Order vs. Elect-Disconnect-1st	SOMAN	NA	NA	\$18.03	NA	NA	NA	NA	NA	NA
		NRC - OC3 - Incremental Cost - Manual Svc. Order vs. Elect-Disconnect-Add'l	SOMAN	NA	NA	\$18.03	NA	NA	NA	NA	NA	NA
		NRC-All Existing Combination "Switch As Is" Conversion Charge (Note 6)										
		NRC-OC-3 COMBINATION - "Switch As Is" Conversion Charge - 1st	UNCCC	\$54.03	\$32.75	\$58.43	\$54.09	\$54.23	\$54.09	\$54.00	\$54.26	\$54.13
		NRC-OC-3 COMBINATION - "Switch As Is" Conversion Charge - Add'l	UNCCC	\$32.11	\$32.75	\$26.99	\$32.16	\$32.24	\$32.16	\$32.10	\$32.25	\$32.17
		NRC - OC-3 COMBINATION - "Switch As Is" Conversion Charge - Disconnect - 1st	UNCCC	\$0.00	\$16.77	\$12.61	\$0.00	\$0.00	\$0.00	\$0.00	\$0.00	\$0.00
		NRC - OC-3 COMBINATION - "Switch As Is" Conversion Charge - Disconnect - Add'l	UNCCC	\$0.00	\$16.77	\$12.61	\$0.00	\$0.00	\$0.00	\$0.00	\$0.00	\$0.00
		Interoffice Channel - OC12										
		Interoffice Channel - OC12 - per Mile	1L5XX	\$19.26	\$26.91	\$15.05	\$84.88	\$74.44	\$60.42	\$30.38	\$32.52	\$49.80
		Interoffice Channel - OC12 - per Facility Termination	TBA	\$9,763	\$11,685	\$8,202.00	\$12,344	\$11,517	\$7,182.00	\$7,676.00	\$11,132	\$8,015
		NRC - Ordinarily Combined in GA (Note 5)										
		NRC - OC12 - Facility Termination - 1st	TBA	NA	NA	\$1,034.00	NA	NA	NA	NA	NA	NA
		NRC - OC12 - Facility Termination - Add'l	TBA	NA	NA	\$317.38	NA	NA	NA	NA	NA	NA
		NRC - OC12 - Facility Termination - Disconnect - 1st	TBA	NA	NA	\$122.31	NA	NA	NA	NA	NA	NA
		NRC - OC12 - Facility Termination - Disconnect - Add'l	TBA	NA	NA	\$119.14	NA	NA	NA	NA	NA	NA
		NRC - Electronic Svc Order, per LSR	SOMECS	NA	NA	\$3.50	NA	NA	NA	NA	NA	NA
		NRC - OC12 - Incremental Charge - Manual Svc Order - 1st	SOMAN	NA	NA	\$37.55	NA	NA	NA	NA	NA	NA
		NRC - OC12 - Incremental Charge - Manual Svc Order - Add'l	SOMAN	NA	NA	\$37.55	NA	NA	NA	NA	NA	NA

BELLSOUTH/Xspedius RATES
NETWORK ELEMENTS
AND OTHER SERVICES
ENHANCED EXTENDED LINKS

		New EEL rates are the sum of the individual UNE network elements (interoffice transport and loop [channelization if applicable]).										
		NRC - OC12 - Incremental Cost-Manual Svc. Order vs. Elect-Disconnect-1st	SOMAN	NA	NA	\$18.03	NA	NA	NA	NA	NA	NA
		NRC - OC12 - Incremental Cost-Manual Svc. Order vs. Elect-Disconnect-Add'l	SOMAN	NA	NA	\$18.03	NA	NA	NA	NA	NA	NA
		NRC-All Existing Combination "Switch As Is" Conversion Charge (Note 6)										
		NRC-OC-12 COMBINATION - "Switch As Is" Conversion Charge - 1st	UNCCC	\$54.03	\$32.75	\$58.43	\$54.09	\$54.23	\$54.09	\$54.00	\$54.26	\$54.13
		NRC-OC-12 COMBINATION - "Switch As Is" Conversion Charge - Add'l	UNCCC	\$32.11	\$32.75	\$26.99	\$32.16	\$32.24	\$32.16	\$32.10	\$32.25	\$32.17
		NRC-OC-12 COMBINATION - "Switch As Is" Conversion Charge - Disconnect - 1st	UNCCC	\$0.00	\$16.77	\$12.61	\$0.00	\$0.00	\$0.00	\$0.00	\$0.00	\$0.00
		NRC-OC-12 COMBINATION - "Switch As Is" Conversion Charge - Disconnect - Add'l	UNCCC	\$0.00	\$16.77	\$12.61	\$0.00	\$0.00	\$0.00	\$0.00	\$0.00	\$0.00
		Interoffice Channel - OC48										
		Interoffice Channel - OC48 - per Mile	1L5XX	\$30.65	\$34.66	\$25.70	\$138.02	\$128.59	\$102.43	\$120.02	\$45.92	\$106.55
		Interoffice Channel - OC48 - per Facility Termination	TBA	\$11,691	\$12,554	\$11,134.00	\$16,017	\$14,950	\$11,480	\$10,952	\$967.58	\$11,632
		Interoffice Channel - OC12 interface on OC48 Facility	TBA	\$1,424	\$1,208	\$1,137.00	\$1,497	\$1,451	\$1,351.00	\$582.66	\$1,561	\$1,170
		NRC - Ordinarily Combined in GA (Note 5)										
		NRC - OC48 - Facility Termination - 1st	TBA	NA	NA	\$1,034.00	NA	NA	NA	NA	NA	NA
		NRC - OC48 - Facility Termination - Add'l	TBA	NA	NA	\$317.38	NA	NA	NA	NA	NA	NA
		NRC - OC48 - Interface OC12 on OC48 - 1st	TBA	NA	NA	\$539.36	NA	NA	NA	NA	NA	NA
		NRC - OC48 - Interface OC12 on OC48 - Add'l	TBA	NA	NA	\$317.38	NA	NA	NA	NA	NA	NA
		NRC - OC48 - Facility Termination - Disconnect - 1st	TBA	NA	NA	\$122.31	NA	NA	NA	NA	NA	NA
		NRC - OC48 - Facility Termination - Disconnect - Add'l	TBA	NA	NA	\$119.14	NA	NA	NA	NA	NA	NA
		NRC - OC48 - Interface OC12 on OC48 - Disconnect - 1st	TBA	NA	NA	\$122.31	NA	NA	NA	NA	NA	NA
		NRC - OC48 - Interface OC12 on OC48 - Disconnect - Add'l	TBA	NA	NA	\$37.55	NA	NA	NA	NA	NA	NA
		NRC - Electronic Svc Order, per LSR	SOMEK	NA	NA	\$3.50	NA	NA	NA	NA	NA	NA
		NRC - OC48 - Facility Termination-Manual Svc Order vs Electronic-Disconnect-1st	SOMAN	NA	NA	\$37.55	NA	NA	NA	NA	NA	NA
		NRC - OC48 - Facility Termination-Manual Svc Order vs Electronic-Disconnect-Add'l	SOMAN	NA	NA	\$37.55	NA	NA	NA	NA	NA	NA
		NRC - OC48 - Interface - Manual Svc Order vs Electronic-Disconnect-1st	SOMAN	NA	NA	\$37.55	NA	NA	NA	NA	NA	NA
		NRC - OC48 - Interface - Manual Svc Order vs Electronic-Disconnect-Add'l	SOMAN	NA	NA	\$18.03	NA	NA	NA	NA	NA	NA
		NRC - OC-48 - Incremental Charge--Manual Svc Order-1st	SOMAN	NA	NA	\$18.03	NA	NA	NA	NA	NA	NA
		NRC - OC-48 - Incremental Charge--Manual Svc Order-Add'l	SOMAN	NA	NA	\$18.03	NA	NA	NA	NA	NA	NA
		NRC - OC48 - Interface OC12 on OC48 - Incremental Charge--Manual Svc Order-1st	SOMAN	NA	NA	\$18.03	NA	NA	NA	NA	NA	NA
		NRC - OC48 - Interface OC12 on OC48 - Incremental Charge--Manual Svc Order-Add'l	SOMAN	NA	NA	\$18.03	NA	NA	NA	NA	NA	NA
		NRC-All Existing Combination "Switch As Is" Conversion Charge (Note 6)										
		NRC-OC-48 COMBINATION - "Switch As Is" Conversion Charge - 1st	UNCCC	\$54.03	\$32.75	\$58.43	\$54.09	\$54.23	\$54.09	\$54.00	\$54.26	\$54.13
		NRC-OC-48 COMBINATION - "Switch As Is" Conversion Charge - Add'l	UNCCC	\$32.11	\$32.75	\$26.99	\$32.16	\$32.24	\$32.16	\$32.10	\$32.25	\$32.17
		NRC-OC-48 COMBINATION - "Switch As Is" Conversion Charge - Disconnect - 1st	UNCCC	\$0.00	\$16.77	\$12.61	\$0.00	\$0.00	\$0.00	\$0.00	\$0.00	\$0.00
		NRC-OC-48 COMBINATION - "Switch As Is" Conversion Charge - Disconnect - Add'l	UNCCC	\$0.00	\$16.77	\$12.61	\$0.00	\$0.00	\$0.00	\$0.00	\$0.00	\$0.00
		Channelization:										
		DS3 Channelization										
		DS3 Channelized System per month	MQ3	\$225.36	\$222.61	\$182.04	\$236.32	\$245.84	\$229.30	\$226.81	\$200.01	\$222.98
		DS3 Interface per month (DS1 COCI)	UC1D1	\$17.22	\$14.51	\$11.02	\$8.52	\$7.55	\$5.58	\$4.61	\$11.99	\$3.91
		NRC - Ordinarily Combined in GA (Note 5)										
		NRC - DS3 Channelization - 1st	MQ3	NA	NA	\$316.28	NA	NA	NA	NA	NA	NA
		NRC - DS3 Channelization - Add'l	MQ3	NA	NA	\$171.72	NA	NA	NA	NA	NA	NA
		NRC - Channel Activation - 1st	UC1D1	NA	NA	\$12.02	NA	NA	NA	NA	NA	NA
		NRC - Channel Activation - Add'l	UC1D1	NA	NA	\$8.66	NA	NA	NA	NA	NA	NA
		NRC - Electronic Svc Order, per LSR	SOMEK	NA	NA	\$3.50	NA	NA	NA	NA	NA	NA
		NRC - DS3 Channelization - Incremental Charge--Manual Svc Order - 1st	SOMAN	NA	NA	\$50.72	NA	NA	NA	NA	NA	NA
		NRC - DS3 Channelization - Incremental Charge--Manual Svc Order - Add'l	SOMAN	NA	NA	\$38.45	NA	NA	NA	NA	NA	NA
		NRC - DS3 Channelization - Incremental Charge--Manual Svc Order - Disconnect - 1	SOMAN	NA	NA	\$30.09	NA	NA	NA	NA	NA	NA
		NRC - DS3 Channelization - Incremental Charge--Manual Svc Order - Disconnect - A	SOMAN	NA	NA	\$18.56	NA	NA	NA	NA	NA	NA
		NRC-All Existing Combination "Switch As Is" Conversion Charge (Note 6)										
		NRC-DS3/STS-1 COMBINATION - "Switch As Is" Conversion Charge - 1st	UNCCC	\$54.03	\$32.75	\$58.43	\$54.09	\$54.23	\$54.09	\$54.00	\$54.26	\$54.13
		NRC-DS3/STS-1 COMBINATION - "Switch As Is" Conversion Charge - Add'l	UNCCC	\$32.11	\$32.75	\$26.99	\$32.16	\$32.24	\$32.16	\$32.10	\$32.25	\$32.17
		NRC- DS3/STS-1 COMBINATION - "Switch As Is" Conversion Charge - Disconnect -	UNCCC	\$0.00	\$16.77	\$12.61	\$0.00	\$0.00	\$0.00	\$0.00	\$0.00	\$0.00
		NRC- DS3/STS-1 COMBINATION - "Switch As Is" Conversion Charge - Disconnect -	UNCCC	\$0.00	\$16.77	\$12.61	\$0.00	\$0.00	\$0.00	\$0.00	\$0.00	\$0.00

BELLSOUTH/Xpedius RATES
NETWORK ELEMENTS
AND OTHER SERVICES
ENHANCED EXTENDED LINKS

	New EEL rates are the sum of the individual UNE network elements (interoffice transport and loop [channelization if applicable].										
	DS1 Channelization										
	DS1 Channelized System per month	MQ1	\$136.82	\$154.74	\$126.22	\$200.01	\$209.87	\$146.87	\$177.72	\$147.51	\$165.21
	OCU-DP(data) interface card per month (2.4-64kbs)	1D1DD	\$1.66	\$2.22	\$1.86	\$2.94	\$3.12	\$2.86	\$2.88	\$2.34	\$2.46
	VG interface card per month	1D1VG	\$0.8586	\$1.46	\$1.17	\$1.40	\$1.62	\$1.45	\$1.64	\$1.47	\$1.25
	2-wire ISDN(BRITE card) per month	UC1CA	\$3.41	\$3.86	\$3.71	\$4.04	\$4.18	\$3.88	\$3.76	\$4.21	\$3.33
	NRC - Ordinarily Combined in GA (Note 5)										
	NRC - DS1 Channelization - 1st	MQ1	NA	NA	\$206.09	NA	NA	NA	NA	NA	NA
	NRC - DS1 Channelization - Add'l	MQ1	NA	NA	\$137.06	NA	NA	NA	NA	NA	NA
	NRC - Channel Activation VG - 1st	1D1VG	NA	NA	\$12.02	NA	NA	NA	NA	NA	NA
	NRC - Channel Activation VG - Add'l	1D1VG	NA	NA	\$8.66	NA	NA	NA	NA	NA	NA
	NRC - Channel Activation OCU-DP- 1st	1D1DD	NA	NA	\$12.02	NA	NA	NA	NA	NA	NA
	NRC - Channel Activation OCU-DP- Add'l	1D1DD	NA	NA	\$8.66	NA	NA	NA	NA	NA	NA
	NRC - Channel Activation BRITE - 1st	UC1CA	NA	NA	\$12.02	NA	NA	NA	NA	NA	NA
	NRC - Channel Activation BRITE - Add'l	UC1CA	NA	NA	\$8.66	NA	NA	NA	NA	NA	NA
	NRC - Electronic Svc Order, per LSR	SOMEC	NA	NA	\$3.50	NA	NA	NA	NA	NA	NA
	NRC - DS1 Channelization - Incremental Charge--Manual Svc Order - 1st	SOMAN	NA	NA	\$14.75	NA	NA	NA	NA	NA	NA
	NRC - DS1 Channelization - Incremental Charge--Manual Svc Order - Add'l	SOMAN	NA	NA	\$6.55	NA	NA	NA	NA	NA	NA
	NRC - DS1 Channelization - Incremental Charge--Manual Svc Order - Disconnect - 1	SOMAN	NA	NA	\$10.70	NA	NA	NA	NA	NA	NA
	NRC - DS1 Channelization - Incremental Charge--Manual Svc Order - Disconnect - A	SOMAN	NA	NA	\$0.00	NA	NA	NA	NA	NA	NA
	NRC-All Existing Combination "Switch As Is" Conversion Charge (Note 6)										
	NRC-DS1 COMBINATION - "Switch As Is" Conversion Charge - 1st	UNCCC	\$54.03	\$32.75	\$58.43	\$54.09	\$54.23	\$54.09	\$54.00	\$54.26	\$54.13
	NRC-DS1 COMBINATION - "Switch As Is" Conversion Charge - Add'l	UNCCC	\$32.11	\$32.75	\$26.99	\$32.16	\$32.24	\$32.16	\$32.10	\$32.25	\$32.17
	NRC- DS1 COMBINATION - "Switch As Is" Conversion Charge - Disconnect - 1st	UNCCC	\$0.00	\$16.77	\$12.61	\$0.00	\$0.00	\$0.00	\$0.00	\$0.00	\$0.00
	NRC- DS1 COMBINATION - "Switch As Is" Conversion Charge - Disconnect - Add'l	UNCCC	\$0.00	\$16.77	\$12.61	\$0.00	\$0.00	\$0.00	\$0.00	\$0.00	\$0.00
	Access to DCS - Customer Reconfiguration (FlexServ)										
	DS1 DSC Termination with DS0 Switching	TBD	\$28.72	\$22.86	TBD	TBD	TBD	TBD	TBD	TBD	TBD
	DS1 DSC Termination with DS1 Switching	TBD	\$12.23	\$8.64	TBD	TBD	TBD	TBD	TBD	TBD	TBD
	DS3 DSC Termination with DS1 Switching	TBD	\$154.31	\$151.85	TBD	TBD	TBD	TBD	TBD	TBD	TBD
	NRC - Ordinarily Combined in GA:										
	NRC - Customer Configuration Establishment	TBD	\$2.97	\$2.91	TBD	TBD	TBD	TBD	TBD	TBD	TBD
	NRC - Customer Configuration Establishment - Disconnect	TBD	\$3.44	\$3.36	TBD	TBD	TBD	TBD	TBD	TBD	TBD
	NRC- DS1 DSC Termination with DS0 Switching - 1st	TBD	\$51.50	\$32.07	TBD	TBD	TBD	TBD	TBD	TBD	TBD
	NRC- DS1 DSC Termination with DS0 Switching - Add'l	TBD	\$39.64	\$31.49	TBD	TBD	TBD	TBD	TBD	TBD	TBD
	NRC- DS1 DSC Termination with DS0 Switching - Disconnect - 1st	TBD	\$31.06	\$20.16	TBD	TBD	TBD	TBD	TBD	TBD	TBD
	NRC- DS1 DSC Termination with DS0 Switching - Disconnect - Add'l	TBD	\$24.98	\$20.16	TBD	TBD	TBD	TBD	TBD	TBD	TBD
	NRC- DS1 DSC Termination with NRC- DS1 Switching - 1st	TBD	\$37.23	\$18.07	TBD	TBD	TBD	TBD	TBD	TBD	TBD
	NRC- DS1 DSC Termination with NRC- DS1 Switching - Add'l	TBD	\$25.36	\$17.49	TBD	TBD	TBD	TBD	TBD	TBD	TBD
	NRC- DS1 DSC Termination with NRC- DS1 Switching - Disconnect - 1st	TBD	\$22.81	\$12.10	TBD	TBD	TBD	TBD	TBD	TBD	TBD
	NRC- DS1 DSC Termination with NRC- DS1 Switching - Disconnect - Add'l	TBD	\$16.73	\$12.10	TBD	TBD	TBD	TBD	TBD	TBD	TBD
	NRC- DS3 DSC Termination with DS1 Switching - 1st	TBD	\$51.50	\$32.07	TBD	TBD	TBD	TBD	TBD	TBD	TBD
	NRC- DS3 DSC Termination with DS1 Switching - Add'l	TBD	\$39.64	\$31.49	TBD	TBD	TBD	TBD	TBD	TBD	TBD
	NRC- DS3 DSC Termination with DS1 Switching - Disconnect - 1st	TBD	\$31.06	\$20.16	TBD	TBD	TBD	TBD	TBD	TBD	TBD
	NRC- DS3 DSC Termination with DS1 Switching - Disconnect - Add'l	TBD	\$24.98	\$20.16	TBD	TBD	TBD	TBD	TBD	TBD	TBD
	NRC-All Existing Combination "Switch As Is" Conversion Charge (Note 6)										
	NRC-DCS COMBINATION - "Switch As Is" Conversion Charge - 1st	UNCCC	\$54.03	\$32.75	\$58.43	\$54.09	\$54.23	\$54.09	\$54.00	\$54.26	\$54.13
	NRC-DCS COMBINATION - "Switch As Is" Conversion Charge - Add'l	UNCCC	\$32.11	\$32.75	\$26.99	\$32.16	\$32.24	\$32.16	\$32.10	\$32.25	\$32.17
	NRC- DCS COMBINATION - "Switch As Is" Conversion Charge - Disconnect - 1st	UNCCC	\$0.00	\$16.77	\$12.61	\$0.00	\$0.00	\$0.00	\$0.00	\$0.00	\$0.00
	NRC- DCS COMBINATION - "Switch As Is" Conversion Charge - Disconnect - Add'l	UNCCC	\$0.00	\$16.77	\$12.61	\$0.00	\$0.00	\$0.00	\$0.00	\$0.00	\$0.00
	Node (Synchronet)										
	Node per month	UNCNT	\$15.77	\$16.35	\$13.98	\$18.11	\$15.43	\$16.15	\$16.00	\$14.55	\$17.11
	NRC - Ordinarily Combined in GA:										
	NRC - Node - 1st	UNCNT	NA	NA	\$47.19	NA	NA	NA	NA	NA	NA

BELLSOUTH/Xspedius RATES
 NETWORK ELEMENTS
 AND OTHER SERVICES
 ENHANCED EXTENDED LINKS

	New EEL rates are the sum of the individual UNE network elements (interoffice transport and loop [channelization if applicable].											
	NRC - Node - Add'l	UNCNT	NA	NA	\$4.47	NA	NA	NA	NA	NA	NA	NA
	NRC - Node - Disconnect - 1st	UNCNT	NA	NA	\$13.81	NA	NA	NA	NA	NA	NA	NA
	NR C - Node - Disconnect - Add'l	UNCNT	NA	NA	\$3.95	NA	NA	NA	NA	NA	NA	NA
	NRC - Node - Incremental Charge - Manual Service Order - 1st	SOMAN	NA	NA	\$21.73	NA	NA	NA	NA	NA	NA	NA
	NRC - Node - Incremental Charge - Manual Service Order - Add'l	SOMAN	NA	NA	NA	NA	NA	NA	NA	NA	NA	NA
	NRC - Node - Incremental Charge - Manual Service Order - Disconnect - 1st	SOMAN	NA	NA	\$3.87	NA	NA	NA	NA	NA	NA	NA
	NRC - Node - Incremental Charge - Manual Service Order - Disconnect - Add'l	SOMAN	NA	NA	NA	NA	NA	NA	NA	NA	NA	NA
	NRC-All Existing Combination "Switch As Is" Conversion Charge (Note 6)											
	NRC-Node - "Switch As Is" Conversion Charge - 1st	UNCCC	\$54.03	\$32.75	\$58.43	\$54.09	\$54.23	\$54.09	\$54.00	\$54.26	\$54.13	
	NRC-Node - "Switch As Is" Conversion Charge - Add'l	UNCCC	\$32.11	\$32.75	\$26.99	\$32.16	\$32.24	\$32.16	\$32.10	\$32.25	\$32.17	
	NRC- Node - "Switch As Is" Conversion Charge - Disconnect - 1st	UNCCC	\$0.00	\$16.77	\$12.61	\$0.00	\$0.00	\$0.00	\$0.00	\$0.00	\$0.00	
	NRC- Node - "Switch As Is" Conversion Charge - Disconnect - Add'l	UNCCC	\$0.00	\$16.77	\$12.61	\$0.00	\$0.00	\$0.00	\$0.00	\$0.00	\$0.00	
	Optional Features & Functions:											
	NRC - Clear Channel Capability (B8ZS/ESF) Option - Subsequent - per DS1 Channel	CCOEF	\$184.85	\$184.92	\$184.62	\$184.91	\$184.65	\$184.60	\$184.76	\$185.26	\$185.16	
	NRC - Clear Channel Capability (B8ZS/ESF) Option - Subsequent - per DS1 Channel	CCOEF	\$23.81	\$23.82	\$23.78	\$23.82	\$23.70	\$23.78	\$23.60	\$23.86	\$23.85	
	NRC - Clear Channel Capability (B8ZS/ESF) Option - Subsequent - per DS1 Channel	CCOEF	\$1.99	\$2.07	\$2.03	\$1.99	\$1.97	\$1.96	\$1.99	\$1.99	\$2.03	
	NRC - Clear Channel Capability (B8ZS/ESF) Option - Subsequent - per DS1 Channel	CCOEF	\$0.77	\$0.80	\$0.79	\$0.78	\$0.77	\$0.76	\$0.78	\$0.78	\$0.79	
	NRC - Clear Channel Capability (B8ZS/ESF) Option - Subsequent - Manual Service Order	SOMAN	\$29.23	\$21.73	\$29.33	\$29.24	\$29.20	\$29.33	\$29.33	\$29.33	\$29.33	
	NRC - Clear Channel Capability (B8ZS/ESF) Option - Subsequent - Manual Service Order	SOMAN	\$3.93	\$3.87	\$3.93	\$3.94	\$3.92	\$3.93	\$3.93	\$3.93	\$3.93	
	NRC - Clear Channel Capability (B8ZS/SF) Option - Subsequent - per DS1 Channel	CCOSF	\$184.85	\$184.92	\$184.62	\$184.91	\$184.65	\$184.60	\$184.76	\$185.26	\$185.16	
	NRC - Clear Channel Capability (B8ZS/ESF) Option - Subsequent - per DS1 Channel	CCOSF	\$23.81	\$23.82	\$23.78	\$23.82	\$23.70	\$23.78	\$23.60	\$23.86	\$23.85	
	NRC - Clear Channel Capability (B8ZS/SF) Option - Subsequent - per DS1 Channel	CCOSF	\$1.99	\$2.07	\$2.03	\$1.99	\$1.97	\$1.96	\$1.99	\$1.99	\$2.03	
	NRC - Clear Channel Capability (B8ZS/ESF) Option - Subsequent - per DS1 Channel	CCOSF	\$0.77	\$0.80	\$0.79	\$0.78	\$0.77	\$0.76	\$0.78	\$0.78	\$0.79	
	NRC - Clear Channel Capability (B8ZS/SF) Option - Subsequent - Manual Service Order	SOMAN	\$29.23	\$21.73	\$29.33	\$29.24	\$29.20	\$29.33	\$29.33	\$29.33	\$29.33	
	NRC - Clear Channel Capability (B8ZS/ESF) Option - Subsequent - Manual Service Order	SOMAN	\$3.93	\$3.87	\$3.93	\$3.94	\$3.92	\$3.93	\$3.93	\$3.93	\$3.93	
	Notes :											
	Interim rates subject to true-up.											
	1 Geographically Deaveraged UNE Zones and applicable rates have been established for certain services, as shown in this Agreement. Where Geographically Deaveraged UNE Zones and applicable rates are established, Statewide rates are obsolete. Further, BellSouth is in the process of enhancing its billing systems in order to accommodate this Geographically Deaveraged UNE Zone Rate Structure. Until these enhancements are accomplished, estimated to be mid 2001, the UNE Zone 1 rate will be billed for all services residing in Zones 1, 2, 3 or 4, i.e., Rates for services residing in UNE Zones 2, 3 and UNE Zone 4, where applicable, will not be billed. Once billing enhancements are complete, all applicable UNE Zone rates reflected in this Agreement will be billed. Reference Internet Website http://www.interconnection.bellsouth.com/become_clec/docs/interconnection/deavuzns.pdf to view Geographically Deaveraged UNE Zone Designations by Central Office.											
	2 New EELs will only be available in the State of Georgia and in density Zone 1 of the following MSAs in the BellSouth Region: Florida - Miami, Orlando, Ft. Lauderdale Louisiana - New Orleans N. Carolina - Greensboro, Charlotte Tennessee - Nashville											
	3 Unapproved rates are subject to true up.											
	4 Add together the recurring rates of all the applicable network elements in order to obtain total monthly recurring rate.											
	* Examples: - 2-wire VG Loop + Voice Grade Interface Card + DS1 Channelization System + DS1 Interoffice Channel - DS1 Loop + DS1 Interface Card + DS3 Channelization System + DS3 Interoffice Channel											

BELLSOUTH/Xspedius RATES
 NETWORK ELEMENTS
 AND OTHER SERVICES
 ENHANCED EXTENDED LINKS

		New EEL rates are the sum of the individual UNE network elements (interoffice transport and loop [channelization if applicable].										
		- DS3 Local Channel + DS3 Interoffice Channel + DS3 Channelization System + DS1 Interface Card										
		5 The Ordinarily Combined in GA NRC applies to new combinations within the State of Georgia.										
		6 The "Switch As Is" NRC is a conversion charge. One SAI charge is applicable per circuit.										

BELLSOUTH/Xspedius RATES
NETWORK ELEMENTS
AND OTHER SERVICES
OSS/SWA 8XX/DATABASES

Attachment 2
Exhibit C
Rates - Page 1

DESCRIPTION	USOC	AL	FL	GA	KY	LA	MS	NC	SC	TN
Operational Support Systems										
Recovery of incremental OSS costs, per CLP, per month		NA	NA	NA	NA	NA	NA	\$305.00	NA	NA
RC - OSS OLEC Daily Usage File: Recording, Per Message		\$0.0002	\$0.008	\$0.0001275	\$0.0008611	\$0.00019	\$0.0001179	\$0.0003	\$0.0002862	\$0.008
RC - OSS OLEC Daily Usage File: Message Processing, Per Message		\$0.0033	\$0.004	\$0.0082548	\$0.0032357	\$0.0024	\$0.0032089	\$0.0032	\$0.0032344	\$0.004
RC - OSS OLEC Daily Usage File: Message Distribution, Per Magnetic Tape		\$55.19	\$54.95	\$28.85	\$55.68	\$47.3000	\$54.62	\$54.61	\$54.72	\$54.95
RC - OSS OLEC Daily Usage File: Data Transmission (CONNECT:DIRECT), Per		\$0.00004	\$0.001	\$0.0000434	\$0.0000365	\$0.0000300	\$0.0000354	\$0.00004	\$0.0000357	\$0.001
Access Daily Usage File (ADUF)										
RC - ADUF, Message Processing, per message		\$0.004	\$0.004	\$0.0136327	\$0.004	\$0.004	\$0.004	\$0.004	\$0.004	\$0.004
RC - ADUF, Message Distribution, per Magnetic Tape provisioned		NA	NA	NA	NA	NA	NA	NA	NA	NA
RC - ADUF, Data Transmission (CONNECT:DIRECT), per message		\$0.001	\$0.001	\$0.0000434	\$0.001	\$0.0000305	\$0.001	\$0.001	\$0.001	\$0.001
Enhanced Optional Daily Usage File (EODUF)										
Enhanced Optional Daily Usage File: Message Processing, Per Message		\$0.004	\$0.004	\$0.0034555	\$0.004	\$0.004	\$0.004	\$0.004	\$0.004	\$0.004
Enhanced Optional Daily Usage File: Message Processing, per magnetic tape		NA	NA	NA	NA	NA	NA	NA	NA	NA
Enhanced Optional Daily Usage File: Data Transmission (CONNECT:DIRECT), per		NA	NA	NA	NA	NA	NA	NA	NA	NA
SWA 8XX Toll Free Dialing Ten Digit Screening Service (Note 1)										
8XX Access Ten Digit Screening (all types), per call (Note 2)	N/A	\$0.0005	\$0.0006531	\$0.0004868	NA	\$0.0005305	\$0.0005321	\$0.00050	\$0.0005227	\$0.0005192
8XX Access Ten Digit Screening Svc. W/8XX No. Delivery										
per query	N/A	NA	NA	NA	\$0.0010	NA	NA	\$0.00365	NA	NA
for 8XX Numbers, with Optional Complex Features, per query	N/A	NA	NA	NA	\$0.0011	NA	NA	\$0.00431	NA	NA
8XX Access Ten Digit Screening Svc. W/POTS No. Delivery										
per query	N/A	NA	NA	NA	\$0.0010	NA	NA	\$0.00383	NA	NA
with Optional Complex Features, per query	N/A	NA	NA	NA	\$0.0011	NA	NA	\$0.00431	NA	NA
8XX Access Ten Digit Screening Svc. W/800 No. Delivery										
per message	N/A	NA	NA	NA	NA	NA	NA	NA	NA	NA
for 8XX Numbers, w/Optional Complex Features, per message	N/A	NA	NA	NA	NA	NA	NA	NA	NA	NA
8XX Access Ten Digit Screening Svc. W/POTS No. Delivery										
per message	N/A	NA	NA	NA	NA	NA	NA	NA	NA	NA
with Optional Complex Features, per message	N/A	NA	NA	NA	NA	NA	NA	NA	NA	NA
Reservation Charge per 8XX number reserved										
NRC - 1st	N8R1X	\$7.13	NA	\$6.57	\$10.05	\$6.29	\$8.46	\$7.05	\$6.38	\$30.00
NRC - Add'l	N8R1X	\$0.97	NA	\$0.76	\$1.19	\$0.73	\$0.96	\$0.96	\$0.9583	\$0.50
NRC - Incremental Charge - Manual Service Order - 1st	SOMAN	\$27.37	NA	\$18.94	NA	\$18.14	\$25.52	\$26.94	\$27.84	NA
NRC - Incremental Charge - Manual Service Order - Add'l	SOMAN	NA	NA	NA	NA	NA	NA	NA	NA	NA
Per 8XX # Established w/o POTS (w/8XX No.) Translations										
NRC - 1st	N/A	\$15.88	NA	\$12.81	\$30.59	\$12.27	\$17.04	\$23.82	\$22.63	\$67.50
NRC - Add'l	N/A	\$1.97	NA	\$1.45	\$3.22	\$1.39	\$1.93	\$2.73	\$2.73	\$1.50
NRC - Disconnect Charge - 1st	N/A	\$10.04	NA	NA	NA	\$8.30	\$11.32	NA	\$42.95	NA
NRC - Disconnect Charge - Add'l	N/A	\$0.97	NA	NA	NA	\$0.73	\$0.96	NA	NA	NA
NRC - Incremental Charge - Manual Service Order - 1st	SOMAN	\$27.37	NA	\$18.94	NA	\$18.14	\$25.52	\$41.35	NA	NA
NRC - Incremental Charge - Manual Service Order - Add'l	SOMAN	NA	NA	NA	NA	NA	NA	NA	NA	NA
NRC - Incremental Charge - Manual Service Order - Disconnect	SOMAN	\$17.75	NA	NA	NA	\$11.40	\$16.05	NA	NA	NA
Per 8XX # Established with POTS Translations										
NRC - 1st	N8FTX	\$15.88	NA	\$12.81	\$30.59	\$12.27	\$17.04	\$23.82	\$22.63	\$67.50
NRC - Add'l	N8FTX	\$1.97	NA	\$1.45	\$3.22	\$1.39	\$1.93	\$2.73	\$2.73	\$1.50
NRC - Disconnect Charge - 1st	N8FTX	\$10.04	NA	NA	NA	\$8.30	\$11.32	NA	\$42.95	NA
NRC - Disconnect Charge - Add'l	N8FTX	\$0.97	NA	NA	NA	\$0.73	\$0.96	NA	NA	NA
NRC - Incremental Charge - Manual Service Order - 1st	SOMAN	\$27.37	NA	\$18.94	NA	\$18.14	\$25.52	\$41.35	NA	NA
NRC - Incremental Charge - Manual Service Order - Add'l	SOMAN	NA	NA	NA	NA	NA	NA	NA	NA	NA
NRC - Incremental Charge - Manual Service Order - Disconnect	SOMAN	\$17.75	NA	NA	NA	\$11.40	\$16.05	NA	NA	NA
Customized Area of Service per 8XX Number										
NRC - 1st	N8FCX	\$5.69	NA	\$4.46	\$6.97	\$4.27	\$5.63	\$5.63	\$5.64	\$3.00
NRC - Add'l	N8FCX	\$2.85	NA	\$2.23	\$3.49	\$2.14	\$2.81	\$2.82	\$2.82	\$1.50
NRC - Incremental Charge - Manual Service Order - 1st	SOMAN	NA	NA	NA	NA	NA	NA	NA	NA	NA
NRC - Incremental Charge - Manual Service Order - Add'l	SOMAN	NA	NA	NA	NA	NA	NA	NA	NA	NA

BELLSOUTH/Xspedius RATES
NETWORK ELEMENTS
AND OTHER SERVICES
OSS/SWA 8XX/DATABASES

Attachment 2
Exhibit C
Rates - Page 2

DESCRIPTION	USOC	AL	FL	GA	KY	LA	MS	NC	SC	TN
Multiple Inter LATA Carrier Routing per Carrier Requested per 8XX #										
NRC - 1st	N8FMX	\$6.66	NA	\$5.22	\$8.16	\$5.00	\$6.59	\$6.59	\$6.60	\$3.50
NRC - Add'l	N8FMX	\$3.81	NA	\$2.99	\$4.67	\$2.86	\$3.77	\$3.77	\$3.78	\$2.00
NRC - Incremental Charge - Manual Service Order - 1st	SOMAN	NA	NA	NA	NA	NA	NA	NA	NA	NA
NRC - Incremental Charge - Manual Service Order - Add'l	SOMAN	NA	NA	NA	NA	NA	NA	NA	NA	NA
Change Charge per request										
NRC - 1st	N8FAX	\$8.10	NA	\$7.33	\$11.24	\$7.01	\$9.42	\$8.01	\$7.34	\$48.50
NRC - Add'l	N8FAX	\$0.97	NA	\$0.76	\$1.19	\$0.73	\$0.96	\$0.96	\$0.9583	\$0.50
NRC - Incremental Charge - Manual Service Order - 1st	SOMAN	\$27.37	NA	\$18.94	NA	\$18.14	\$25.52	\$26.94	\$27.84	NA
NRC - Incremental Charge - Manual Service Order - Add'l	SOMAN	NA	NA	NA	NA	NA	NA	NA	NA	NA
Call Handling and Destination Features										
NRC - 1st	N8FDX	\$5.69	NA	\$4.72	\$6.97	\$4.27	\$5.63	\$5.63	\$5.64	\$3.00
NRC - Add'l	N8FDX	NA	NA	\$4.46	\$6.97	\$4.27	\$5.63	NA	\$5.64	\$3.00
LINE INFORMATION DATABASE ACCESS (LIDB)										
LIDB Common Transport per query	OQT	\$0.00004	\$0.0003	\$0.0000338	\$0.00006	\$0.0000418	\$0.0000446	\$0.0003	\$0.0000442	\$0.0003
LIDB Validation per query	OQU	\$0.041003	\$0.041003	\$0.0105974	\$0.00938	\$0.0103774	\$0.0142132	\$0.013400	\$0.0141003	\$0.041003
LIDB Originating Point Code Establishment or Change - NRC	N/A	\$64.36	NA	\$50.30	\$107.60	\$48.17	\$63.63	\$91.00	\$61.62	NA
NRC - Incremental Charge - Electronic Service Order		NA	NA	NA	NA	NA	NA	\$62.26	NA	NA
NRC - Incremental Charge - Manual Service Order - 1st	SOMAN	\$25.93	NA	\$18.94	NA	\$18.14	\$25.52	\$26.94	\$27.84	\$91.00
NRC - Incremental Charge - Manual Service Order - Add'l	SOMAN	NA	NA	NA	NA	NA	NA	NA	\$27.84	NA
CCS7 SIGNALING TRANSPORT SERVICE										
CCS7 Signaling Connection, per link (A link) per month										
NRC		\$18.79	\$5.00	\$17.05	\$16.31	\$19.48	\$21.58	\$155.00	\$21.79	\$155.00
NRC - Disconnect		\$171.98	\$400.00	\$131.96	\$354.95	\$126.34	\$169.72	\$510.00	\$277.07	\$510.00
NRC - Incremental Charge - Manual Service Order	SOMAN	\$135.70	NA	NA	NA	\$101.10	\$134.08	NA	\$42.95	NA
NRC - Incremental Charge - Manual Service Order - Disconnect	SOMAN	\$25.93	NA	\$18.94	NA	\$18.14	\$25.52	NA	NA	NA
NRC - Incremental Charge - Manual Service Order - Disconnect	SOMAN	\$16.31	NA	NA	NA	\$11.40	\$16.05	NA	NA	NA
CCS7 Signaling Connection, per link (B link) (also known as D link) per month										
NRC		\$18.79	\$5.00	\$17.05	\$16.31	\$19.48	\$21.58	\$155.00	\$21.79	Not available
NRC - Disconnect		\$171.98	\$400.00	\$131.96	\$354.95	\$126.34	\$169.72	\$510.00	\$277.07	\$510.00
NRC - Incremental Charge - Manual Service Order	SOMAN	\$135.70	NA	NA	NA	\$101.10	\$134.08	NA	\$42.95	NA
NRC - Incremental Charge - Manual Service Order - Disconnect	SOMAN	\$25.93	NA	\$18.94	NA	\$18.14	\$25.52	NA	NA	NA
NRC - Incremental Charge - Manual Service Order - Disconnect	SOMAN	\$16.31	NA	NA	NA	\$11.40	\$16.05	NA	NA	NA
CCS7 Signaling Termination, per STP port per month		\$148.72	\$113.00	\$133.99	\$174.08	\$161.99	\$161.12	\$132.88	\$156.33	\$355.00
CCS7 Signaling Usage, per ISUP message		\$0.00004	\$0.00001	\$0.0000354	\$0.000037893	\$0.0000430	\$0.0000456	\$0.00004	\$0.0000452	\$0.000023
(applicable when measurement and billing capability exists.)										
CCS7 Signaling Usage, per TCAP message		\$0.0001	\$0.00004	\$0.0000870	\$0.000102042	\$0.0001052	\$0.0001115	\$0.00009	\$0.0001108	\$0.00005
(applicable when measurement and billing capability exists.)										
CCS7 Signaling Usage Surrogate, per link per LATA per mo (9)		\$376.12	\$64.00	\$340.67	\$329.98	\$406.71	\$406.53	\$338.98	\$396.55	\$395.00
CCS7 Signaling Point Code, Establishment or Change, per STP affected										
NRC		\$62.00	\$62.00	\$62.00	\$62.00	\$62.00	\$62.00	\$62.00	\$62.00	\$62.00
OPERATOR CALL PROCESSING										
Operator Provided Call Handling per min - Using BST LIDB	N/A	\$1.21	\$1.00	\$0.9680296	\$1.6016	\$0.91	\$1.19	\$1.20	\$1.21	NA
Call Completion Access Termination Charge per call attempt	N/A	\$0.08	NA	NA	NA	NA	NA	NA	\$0.08	NA
Operator Provided Call Handling per min - Using Foreign LIDB	N/A	\$1.25	\$1.00	\$1.02	\$1.6249	\$0.96	\$1.24	\$1.24	\$1.25	NA
Call Completion Access Termination Charge per call attempt	N/A	\$0.08	NA	NA	NA	NA	NA	NA	\$0.08	NA
Operator Provided Call Handling, per call	N/A	NA	NA	NA	NA	NA	NA	NA	NA	\$0.30
Fully Automated Call Handling per call - Using BST LIDB	N/A	\$0.11	\$0.10	\$0.0776409	\$0.0856	\$0.10	\$0.1072884	\$0.11	\$0.1115808	\$0.15
Fully Automated Call Handling per call - Using Foreign LIDB	N/A	\$0.13	\$0.10	\$0.0976984	\$0.1071	\$0.12	\$0.1253666	\$0.12	\$0.1293459	\$0.15
Professional recording of name (OCP alone)	USOD1	\$7,000.00	\$7,000.00	\$7,000.00	\$7,000.00	\$7,000.00	\$7,000.00	\$7,000.00	\$7,000.00	\$7,000.00
Professional recording of name (DA and OCP alone)	USOD1	\$7,000.00	\$7,000.00	\$7,000.00	\$7,000.00	\$7,000.00	\$7,000.00	\$7,000.00	\$7,000.00	\$7,000.00
DRAM or front-end loading, per TOPS switch	USOD2	\$250.00	\$250.00	\$250.00	\$250.00	\$250.00	\$250.00	\$250.00	\$250.00	\$250.00
AABS or back-end loading, per IVS	USOD2	\$225.00	\$225.00	\$225.00	\$225.00	\$225.00	\$225.00	\$225.00	\$225.00	\$225.00
EBAS or 0- automation loading, per NAV shelf	USOD2	\$270.00	\$270.00	\$270.00	\$270.00	\$270.00	\$270.00	\$270.00	\$270.00	\$270.00
Recording Charge per Branded Announcement - Disconnect - Initial	N/A	\$9.61	NA	NA	NA	NA	NA	NA	NA	NA

BELLSOUTH/Xpedius RATES
NETWORK ELEMENTS
AND OTHER SERVICES
OSS/SWA 8XX/DATABASES

Attachment 2
Exhibit C
Rates - Page 3

DESCRIPTION	USOC	AL	FL	GA	KY	LA	MS	NC	SC	TN
Recording Charge per Branded Announcement – Disconnect – Subsequent	N/A	\$9.61	NA	NA	NA	NA	NA	NA	NA	NA
INWARD OPERATOR SERVICES										
Verification, per minute	N/A	\$1.16	NA	\$0.921083	NA	\$0.86	\$1.14	\$1.15	\$1.15	NA
Verification and Emergency Interrupt, per minute	N/A	\$1.16	NA	\$0.921083	NA	\$0.86	\$1.14	\$1.15	\$1.15	NA
Verification, per call	VIL	NA	\$0.80	NA	\$1.00	NA	NA	\$0.54	NA	\$0.90
Verification and Emergency Interrupt, per call	N/A	NA	\$1.00	NA	\$1.111	NA	NA	\$0.65	NA	\$1.95
DIRECTORY ASSISTANCE SERVICES										
Directory Assist Call Completion Access Svc (DACC), per call attempt	N/A	\$0.10	\$0.10	\$0.10	\$0.10	\$0.10	\$0.10	\$0.062	\$0.10	\$0.10
Call Completion Access Term charge per completed call	N/A	NA	NA	NA	NA	NA	NA	NA	\$0.08	NA
Number Services Intercept per query	N/A	\$0.0235	\$0.01	\$0.0097497	\$0.0086	\$0.02	\$0.0188268	\$0.0110	\$0.0124036	\$0.15
Number Services Intercept per Intercept Query Update	N/A	NA	NA	NA	\$0.0055	NA	NA	NA	NA	NA
Directory Assistance Access Service Calls, per call	N/A	\$0.275	\$0.275	\$0.275	\$0.275	\$0.275	\$0.275	\$0.260000	\$0.275	\$0.275
Professional recording of name (DA alone)	N/A	\$3,000.00	\$3,000.00	\$3,000.00	\$3,000.00	\$3,000.00	\$3,000.00	\$3,000.00	\$3,000.00	\$3,000.00
Professional recording of name (DA and OCP alone)	N/A	\$7,000.00	\$7,000.00	\$7,000.00	\$7,000.00	\$7,000.00	\$7,000.00	\$7,000.00	\$7,000.00	\$7,000.00
DRAM or front-end loading, per TOPS switch	N/A	\$250.00	\$250.00	\$250.00	\$250.00	\$250.00	\$250.00	\$250.00	\$250.00	\$250.00
AABS or back-end loading, per IVS	N/A	\$225.00	\$225.00	\$225.00	\$225.00	\$225.00	\$225.00	\$225.00	\$225.00	\$225.00
EBAS or 0- automation loading, per NAV shelf	N/A	\$270.00	\$270.00	\$270.00	\$270.00	\$270.00	\$270.00	\$270.00	\$270.00	\$270.00
Recording Charge per Branded Announcement – Disconnect – Initial	N/A	\$9.61	NA	NA	NA	NA	NA	NA	NA	NA
Recording Charge per Branded Announcement – Disconnect – Subsequent	N/A	\$9.61	NA	NA	NA	NA	NA	NA	NA	NA
Directory Transport										
Directory Transport - Local Channel DS1, per month	N/A	\$35.52	\$43.64	\$38.36	\$36.32	\$43.83	\$38.91	\$35.68	\$37.20	\$133.81
NRC - 1st	N/A	\$503.57	\$242.45	\$356.15	\$637.46	\$339.69	\$494.83	\$534.48	\$534.81	\$868.97
NRC - Add'l	N/A	\$442.84	\$226.44	\$312.89	\$546.94	\$298.29	\$435.28	\$462.69	\$462.81	\$486.83
NRC - Disconnect Charge - 1st	N/A	\$46.28	NA	NA	NA	\$33.02	\$46.85	NA	NA	NA
NRC - Disconnect Charge - Add'l	N/A	\$32.18	NA	NA	NA	\$23.32	\$33.02	NA	NA	NA
NRC - Incremental Charge-Manual Svc Order - NRC - 1st	SOMAN	\$61.99	NA	\$44.22	NA	\$42.34	\$59.58	\$86.15	\$87.99	NA
NRC - Incremental Charge-Manual Svc Order - NRC - add'l	NA	NA	NA	NA	NA	NA	NA	\$1.77	NA	NA
NRC - Incremental Charge-Manual Svc Order - NRC-Disconnect	SOMAN	\$29.27	NA	NA	NA	\$19.48	\$27.41	NA	\$3.11	NA
Directory Transport - Dedicated DS1 Level Interoffice per mile per mo	N/A	\$0.6923	\$0.6013	\$0.4523	\$0.45	\$0.78	\$0.6598	\$0.5753	\$0.7598	\$23.00
Directory Transport - Dedicated DS1 Level Interoffice per facility termination per mo	N/A	\$79.69	\$99.79	\$78.47	\$55.05	\$93.40	\$74.40	\$71.29	\$94.98	\$90.00
NRC - 1st	N/A	\$198.15	\$45.91	\$147.07	\$298.18	\$140.49	\$196.28	\$217.17	\$216.27	\$100.49
NRC - Add'l	N/A	\$148.18	\$44.18	\$111.75	\$231.18	\$106.69	\$147.31	\$163.75	\$162.70	\$100.49
NRC - Disconnect Charge - 1st	N/A	\$25.44	NA	NA	NA	\$20.00	\$26.56	NA	NA	NA
NRC - Disconnect Charge - Add'l	N/A	\$20.42	NA	NA	NA	\$16.34	\$21.61	NA	NA	NA
NRC - Incremental Charge - Manual Service Order - 1st	SOMAN	\$27.37	NA	\$18.94	NA	\$18.14	\$25.52	\$38.07	\$39.63	NA
NRC - Incremental Charge - Manual Service Order - Add'l	SOMAN	\$27.37	NA	NA	NA	\$18.14	\$25.52	\$38.07	\$39.63	NA
NRC - Incremental Charge - Manual Service Order - Disconnect - 1st	SOMAN	\$12.97	NA	NA	NA	\$8.06	\$11.34	NA	NA	NA
NRC - Incremental Charge - Manual Service Order - Disconnect - Add'l	SOMAN	\$12.97	NA	NA	NA	\$8.06	\$11.34	NA	NA	NA
Switched Common Transport per DA Access Service per call	N/A	\$0.0003	\$0.0003	\$0.0002906	\$0.000175	\$0.0003274	\$0.0002997	\$0.00020	\$0.000327	NA
Switched Common Transport per DA Access Service per call per mile	N/A	\$0.00003	\$0.00001	\$0.0000186	\$0.000004	\$0.0000175	\$0.0000202	\$0.00003	\$0.0000303	NA
Access Tandem Switching per DA Access Service per call	N/A	\$0.0023	\$0.00055	\$0.0019152	\$0.000783	\$0.0025257	\$0.0023713	\$0.0021	\$0.0024809	NA
DA Interconnection, per DA Access Service Call	N/A	\$0.00269	NA	\$0.00269	NA	NA	NA	\$0.00	\$0.000269	NA
Directory Transport-Installation NRC, per trunk or signaling connection										
NRC - 1st	N/A	\$260.69	\$206.06	\$204.23	\$501.98	\$195.54	\$257.73	NA	\$407.81	NA
NRC - Add'l	N/A	\$5.95	\$4.71	\$4.42	\$13.32	\$4.23	\$5.85	NA	\$11.00	NA
NRC - Disconnect Charge - 1st	N/A	\$173.46	NA	NA	NA	NA	NA	NA	NA	NA
NRC - Disconnect Charge - Add'l	N/A	\$5.95	NA	NA	NA	NA	NA	NA	NA	NA
NRC - Incremental Charge - Manual Service Order - 1st	SOMAN	NA	NA	\$44.22	NA	\$130.05	\$171.49	NA	NA	NA
NRC - Incremental Charge - Manual Service Order - Add'l	SOMAN	NA	NA	NA	NA	\$4.23	\$5.85	NA	NA	NA
NRC - Manual Service Order - 1st	NA	NA	NA	NA	NA	NA	NA	\$407.53	NA	NA
NRC - Manual Service Order - Add'l	NA	NA	NA	NA	NA	NA	NA	\$10.98	NA	NA
Directory Assistance Database Service (DADS)										
Directory Assistance Database Service charge per listing	N/A	\$0.0446	\$0.001	\$0.0445	\$0.0193	\$0.0443	\$0.0447	\$0.04460	\$0.0444	NA

BELLSOUTH/Xspedius RATES
NETWORK ELEMENTS
AND OTHER SERVICES
OSS/SWA 8XX/DATABASES

Attachment 2
Exhibit C
Rates - Page 4

DESCRIPTION	USOC	AL	FL	GA	KY	LA	MS	NC	SC	TN
Directory Assistance Database Service, per month	DBSOF	\$128.55	\$100.00	\$95.50	\$120.76	\$90.54	\$126.17	\$126.26	\$127.23	NA
AIN (Note 4)										TBD
AIN, per message	CAM	NA	\$0.00004	NA	NA	NA	NA	NA	NA	NA
AIN - BellSouth AIN SMS Access Service	CAM								NA	NA
Service Establishment Charge, per state, initial set-up										
NRC	CAMSE	\$197.49	NA	\$90.25	NA	\$153.31	\$174.03	\$294.77	\$296.16	NA
NRC - Disconnect	CAMSE	\$114.22	NA	NA	NA	\$78.06	\$135.96	NA	NA	NA
Port Connection - Dial/Shared Access										
NRC	CAMDP	\$64.05	NA	\$29.66	NA	\$50.07	\$53.47	\$86.94	\$87.29	NA
NRC - Disconnect	CAMDP	\$27.04	NA	NA	NA	\$18.61	\$37.70	NA	NA	NA
Port Connection - ISDN Access										
NRC	CAM1P	\$64.05	NA	\$29.66	NA	\$50.07	\$53.47	\$86.94	\$87.29	NA
NRC - Disconnect	CAM1P	\$27.04	NA	NA	NA	\$18.61	\$37.70	NA	NA	NA
User ID Codes - per User ID Code										
NRC	CAMAU	\$141.84	NA	\$84.43	NA	\$104.95	\$129.83	\$200.83	\$202.08	NA
NRC - Disconnect	CAMAU	\$70.05	NA	NA	NA	\$48.95	\$79.91	NA	NA	NA
Security Card per User ID Code, initial or replacement										
NRC	CAMRC	\$142.13	NA	\$35.44	NA	\$125.33	\$131.54	\$172.05	\$172.26	NA
NRC - Disconnect	CAMRC	\$35.26	NA	NA	NA	\$24.40	\$45.77	NA	NA	NA
Storage, per unit (100Kb)	N/A	\$0.0026	NA	\$0.0023	NA	\$0.0029	\$0.0029	\$0.0023	\$0.0028	NA
Session per minute	N/A	\$0.0892	NA	\$0.0795604	NA	\$0.10	\$0.0975650	\$0.0791	\$0.0942966	NA
C0. Performed Session, per minute					NA	\$1.97	\$2.09	\$2.08	\$2.07	NA
AIN - BellSouth AIN Toolkit Service										
AIN, Service Creation Tools	CAMBP	NA	TBD	NA	NA	NA	NA	NA	NA	NA
Service Establishment Charge, per state, initial set-up										
NRC	BAPSC	\$192.69	NA	\$86.74	NA	\$153.25	\$169.31	\$290.05	\$291.41	NA
NRC - Disconnect	BAPSC	\$114.22	NA	NA	NA	\$78.05	\$135.96	NA	NA	NA
Training Session, per customer										
NRC	BAPVX	\$8,363.00	NA	\$8,348.00	NA	\$8,315.00	\$8,379.00	\$8,363.00	\$8,333.00	NA
NRC - Disconnect	BAPVX	NA	NA	NA	NA	NA	NA	NA	NA	NA
Trigger Access Charge, per trigger, per DN, Term. Attempt										
NRC	BAPTT	\$49.64	NA	\$19.13	NA	\$41.08	\$39.30	\$72.76	\$73.02	NA
NRC - Disconnect	BAPTT	\$27.04	NA	NA	NA	\$18.60	\$37.70	NA	NA	NA
Trigger Access Charge, per trigger per DN, Off-Hook Delay										
NRC	BAPTD	\$49.64	NA	\$114.80	NA	\$41.08	\$39.30	\$72.76	\$73.02	NA
NRC - Disconnect	BAPTD	\$27.04	NA	NA	NA	\$18.60	\$37.70	NA	NA	NA
Trigger Access Charge, per trigger, per DN, Off-Hook Immediate										
NRC	BAPTM	\$49.64	NA	\$19.13	NA	\$41.08	\$39.30	\$72.76	\$73.02	NA
NRC - Disconnect	BAPTM	\$27.04	NA	NA	NA	\$18.60	\$37.70	NA	NA	NA
Trigger Access Charge, per trigger, per DN, 10-Digit PODP										
NRC	BAPTO	\$117.98	NA	\$70.06	NA	\$92.99	\$106.90	\$149.95	\$150.25	NA
NRC - Disconnect	BAPTO	\$37.90	NA	NA	NA	\$26.73	\$48.44	NA	NA	NA
Trigger Access Charge, per trigger, per DN, CDP										
NRC	BAPTC	\$117.98	NA	\$70.06	NA	\$92.99	\$106.90	\$149.95	\$150.25	NA
NRC - Disconnect	BAPTC	\$37.90	NA	NA	NA	\$26.73	\$48.44	NA	NA	NA
Trigger Access Charge, per trigger, per DN, Feature Code										
NRC	BAPTF	\$117.98	NA	\$70.06	NA	\$92.99	\$106.90	\$149.95	\$150.25	NA
NRC - Disconnect	BAPTF	\$37.90	NA	NA	NA	\$26.73	\$48.44	NA	NA	NA
Query Charge, per query		\$0.024	NA	\$0.0209223	NA	\$0.03	\$0.0256138	\$0.02	\$0.0250662	NA
Type 1 Node Charge, per AIN Toolkit Subscription, per node, per query		\$0.006	NA	\$0.0053137	NA	\$0.0065	\$0.0065161	\$0.005	\$0.0062979	NA
SCP Storage Charge, per SMS Access Acct, per 100 Kb	N/A	\$1.63	NA	\$1.46	NA	\$1.79	\$1.79	\$1.45	\$1.73	NA
Monthly Report - per AIN Toolkit Service Subscription	BAPMS	\$16.00	NA	\$15.96	NA	\$15.89	\$16.01	\$15.98	\$15.93	NA
NRC	BAPMS	\$44.56	NA	\$22.64	NA	\$34.61	\$44.02	\$71.80	\$72.15	NA

BELLSOUTH/Xspedius RATES
 NETWORK ELEMENTS
 AND OTHER SERVICES
 OSS/SWA 8XX/DATABASES

DESCRIPTION	USOC	AL	FL	GA	KY	LA	MS	NC	SC	TN
NRC - Disconnect	BAPMS	\$31.84	NA	NA	NA	\$21.97	\$31.28	NA	NA	NA
Special Study - per AIN Toolkit Service Subscription	BAPLS	\$0.10	NA	\$0.0861109	NA	\$0.08	\$0.0810536	\$0.08	\$0.0872769	NA
NRC	BAPLS	\$47.74	NA	\$22.64	NA	\$37.77	\$47.21	\$47.20	\$47.35	NA
NRC - Disconnect	BAPLS	\$15.90	NA	NA	NA	NA	NA	NA	NA	NA
Call Event Report - per AIN Toolkit Service Subscription	BAPDS	\$15.90	NA	\$15.87	NA	\$15.81	\$15.93	\$15.90	\$15.84	NA
NRC	BAPDS	\$44.56	NA	\$22.64	NA	\$34.61	\$44.02	\$71.80	\$72.15	NA
NRC - Disconnect	BAPDS	\$31.84	NA	NA	NA	\$21.97	\$31.28	NA	NA	NA
Call Event special Study - per AIN Toolkit Service Subscription	BAPES	\$0.003	NA	\$0.0028704	NA	\$0.0026	\$0.0027018	\$0.003	\$0.0029092	NA
NRC	BAPES	\$47.74	NA	\$22.64	NA	\$37.77	\$47.21	\$47.20	\$47.35	NA
NRC - Disconnect	BAPES	\$15.90	NA	NA	NA	\$37.77	NA	NA	NA	NA
CALLING NAME (CNAM) QUERY SERVICE										
CNAM (Database Owner), Per Query	N/A	\$0.016	\$0.016	\$0.016	\$0.016	\$0.016	\$0.016	\$0.016	\$0.016	\$0.016
CNAM (Non-Database Owner), Per Query *	N/A	\$0.01	\$0.01	\$0.01	\$0.01	\$0.01	\$0.01	\$0.01	\$0.01	\$0.01
NRC, applicable when CLEC-1 uses the Character Based User Interface (CHUI)	N/A	\$595.00	\$595.00	\$595.00	\$595.00	\$595.00	\$595.00	\$595.00	\$595.00	\$595.00
* Volume and term arrangements are also available.										
SELECTIVE ROUTING (Note 5)										
Per Line or PBX Trunk, each		NA	NA	NA	\$10.00 (Interim)	NA	NA	NA	NA	TBD
NRC		NA	NA	NA	NA	NA	NA	NA	NA	TBD
Customized routing per unique line class code, per request, per switch										
NRC	USRCR	\$230.60	\$229.65	\$180.62	\$229.65	\$229.65	\$227.99	\$229.65	\$226.22	\$229.65
NRC - Incremental Charge - Manual Service Order		\$25.93	NA	\$18.94	NA	NA	\$25.52	NA	\$27.84	NA
VIRTUAL COLLOCATION										
2-wire Cross-Connect										
RC	UEAC2	\$0.28	\$0.524	\$0.30	\$0.31	\$0.26	\$0.3996	\$0.09	\$0.3648	\$0.30
NRC - 1st	UEAC2	\$30.76	\$11.57	\$12.60	\$54.21	\$23.04	\$30.93	\$41.78	\$41.50	\$19.20
NRC - Add'l	UEAC2	\$29.40	\$11.57	\$12.60	\$51.07	\$22.11	\$29.59	\$39.23	\$38.94	\$19.20
NRC - 1st - Manual Service Order		NA	NA	NA	NA	NA	NA	\$4.75	NA	NA
NRC - Add'l - Manual Service Order		NA	NA	NA	NA	NA	NA	\$4.75	NA	NA
NRC - Disconnect - 1st	UEAC2	\$12.75	NA	NA	NA	\$9.48	\$12.76	NA	NA	NA
NRC - Disconnect - Add'l	UEAC2	\$11.38	NA	NA	NA	\$8.54	\$11.43	NA	NA	NA
4-wire Cross-Connect										
RC	UEAC4	\$0.56	\$0.524	\$0.50	\$0.62	\$0.52	\$0.7992	\$0.18	\$0.7297	\$0.50
NRC - 1st	UEAC4	\$66.71	\$11.57	\$12.60	\$54.23	\$23.23	\$31.17	\$41.91	\$41.56	\$19.20
NRC - Add'l	UEAC4	\$50.43	\$11.57	\$12.60	\$50.96	\$22.24	\$29.77	\$39.25	\$38.90	\$19.20
NRC - 1st - Manual Service Order		NA	NA	NA	NA	NA	NA	\$4.73	NA	NA
NRC - Add'l - Manual Service Order		NA	NA	NA	NA	NA	NA	\$4.73	NA	NA
NRC - Disconnect - 1st	UEAC4	\$12.82	NA	NA	NA	\$9.53	\$12.83	NA	NA	NA
NRC - Disconnect - Add'l	UEAC4	\$11.39	NA	NA	NA	\$8.55	\$11.43	NA	NA	NA
2-fiber Cross-Connect										
RC	CNC2F	\$12.10	NA	\$15.64	\$15.64	\$19.13	\$15.64	\$15.99	\$15.06	\$15.64
NRC - 1st	CNC2F	\$55.46	NA	\$41.56	\$41.56	\$41.07	\$41.56	\$67.34	\$69.28	\$41.56
NRC - Add'l	CNC2F	\$39.18	NA	\$29.82	\$29.82	\$29.63	\$29.82	\$48.55	\$48.89	\$29.82
NRC - Disconnect - 1st	CNC2F	\$16.83	NA	NA	NA	\$12.84	\$12.96	NA	NA	NA
NRC - Disconnect - Add'l	CNC2F	\$13.27	NA	NA	NA	\$10.29	\$10.34	NA	NA	NA
4-fiber Cross-Connect										
RC	CNC4F	\$21.75	NA	\$28.11	\$28.11	\$34.38	\$28.11	\$28.74	\$27.08	\$28.11
NRC - 1st	CNC4F	\$66.71	NA	\$50.53	\$50.53	\$49.81	\$50.53	\$82.35	\$84.07	\$50.53
NRC - Add'l	CNC4F	\$50.43	NA	\$38.78	\$38.78	\$38.37	\$38.78	\$63.56	\$63.68	\$38.78
NRC - Disconnect - 1st	CNC4F	\$21.86	NA	NA	NA	\$16.75	\$16.97	NA	NA	NA
NRC - Disconnect - Add'l	CNC4F	\$18.31	NA	NA	NA	\$14.20	\$14.35	NA	NA	NA
DS1 Cross-Connects										
RC		NA	NA	NA	NA	NA	NA	\$0.97	NA	NA
NRC - 1st		NA	NA	NA	NA	NA	NA	\$71.02	NA	NA

BELLSOUTH/Xspedius RATES
 NETWORK ELEMENTS
 AND OTHER SERVICES
 OSS/SWA 8XX/DATABASES

DESCRIPTION		USOC	AL	FL	GA	KY	LA	MS	NC	SC	TN
	NRC - Add'l		NA	NA	NA	NA	NA	NA	\$51.08	NA	NA
	NRC - Manual Service Order - 1st		NA	NA	NA	NA	NA	NA	\$4.70	NA	NA
	NRC - Manual Service Order - Add'l		NA	NA	NA	NA	NA	NA	\$4.70	NA	NA
DS3 Cross-Connects											
	RC		NA	NA	NA	NA	NA	NA	\$12.33	NA	NA
	NRC - 1st		NA	NA	NA	NA	NA	NA	\$69.84	NA	NA
	NRC - Add'l		NA	NA	NA	NA	NA	NA	\$49.43	NA	NA
	NRC - Manual Service Order - 1st		NA	NA	NA	NA	NA	NA	\$4.70	NA	NA
	NRC - Manual Service Order - Add'l		NA	NA	NA	NA	NA	NA	\$4.70	NA	NA
If no rate is identified in the contract, the rate for the specific service or function will be as set forth in applicable BellSouth tariff or as negotiated by the parties upon request by either party.											
	Interim rates subject to true-up.										
1	BellSouth and CLEC shall negotiate rates for this offering. If agreement is not reached within sixty (60) days of the Effective Date, either party may petition the Florida PSC to settle the disputed charge or charges. (FL)										
2	This rate element is for those states w/o separate rates for 800 calls with 800 No. Delivery vs. POTS No. Delivery and calls with Optional Complex Features vs. w/o Optional Complex Features.										
3	This charge is only applicable where signaling usage measurement or billing capability does not exist.										
4	Prices for AIN to be determined upon development of mediation device. (TN)										
5	Price for Line Class Codes for Selective Routing shall be determined by the TRA. (TN)										

**Amendment to the Interconnection Agreement
By and Between BellSouth Telecommunications, Inc.
And Xspedius Corp. (TSP00184-A)
Dated January 1, 2000**

This Agreement refers to the Interconnection Agreement (“the Agreement”) entered into by Xspedius Corp. (“Xspedius”) and BellSouth Telecommunications, Inc. (“BellSouth”) effective January 1, 2000. This Amendment (“Amendment”) is made by and between Xspedius and BellSouth and shall be deemed effective on the date executed by Xspedius and BellSouth.

NOW THEREFORE, in consideration of the mutual provisions contained herein and other good and valuable consideration, the receipt and sufficiency of which are hereby acknowledged, Xspedius and BellSouth (individually, a “Party” and collectively, the “Parties”) hereby covenant and agree as follows:

1. The Parties hereby mutually agree to amend the agreement between Parties to add Exhibit A, attached, to the General Terms and Conditions of the agreement between Parties effective on January 1, 2000.
2. All of the other provisions of the Interconnection Agreement, effective on January 1, 2000, shall remain unchanged and in full force and effect.
3. Either or both of the Parties are authorized to submit this Amendment to the appropriate State Public Service Commissions or other Regulatory Agencies for approval subject to Section 252 (e) of the Federal Telecommunications Act of 1996.

IN WITNESS WHEREOF, the Parties hereto have caused this Amendment to be executed by their respective duly authorized representatives on the date indicated below.

Xspedius Corp.

Signature on File

Signature
Thomas G. Henning

Name
Secretary

Title
4/2/2001

Date

BellSouth Telecommunications, Inc.

Signature on File

Signature
C. W. Boltz

Name
Managing Director

Title
4/4/2001

Date

SCHEDULE OF XSPEDIUS CORP. OPERATING AFFILIATES

LEC Unwired L.L.C. (AL, FL, GA, KY, LA, MS, NC, SC, TN)

FIFTH AMENDMENT TO
INTERCONNECTION AGREEMENT BETWEEN
BELLSOUTH TELECOMMUNICATIONS, INC.
AND Xspedius Corp.
DATED 01/1/2000

This Agreement (the "Amendment") is made and entered into as of 06/19/2001 between BellSouth Telecommunications, Inc. ("BellSouth") a Georgia corporation, and Xspedius Corp. ("Xspedius") a Louisiana corporation.

WHEREAS, The Parties desire to amend that certain Interconnection Agreement between BellSouth and Xspedius dated 01/1/2000 (the "Interconnection Agreement") in order to incorporate rates established by the Tennessee Regulatory Authority ("TRA") in Docket Number 00-00544, on September 26, 2000 and November 7, 2000;

NOW THEREFORE, in consideration of the mutual provisions contained herein and other good and valuable consideration, the receipt and sufficiency of which are hereby acknowledged, BellSouth and Xspedius hereby covenant and agree as follows:

1. Those interim rates established by the TRA in Docket No. 00-00544 for certain Unbundled Network Elements in Tennessee are as set forth in Exhibit 1-TN-Int attached hereto and incorporated herein by this reference.

2. To the extent that any rate element set forth in Exhibit 1-TN-Int corresponds to a rate element set forth in the Interconnection Agreement, such rate element in the Interconnection Agreement is hereby deleted and replaced with the corresponding rate element in Exhibit 1-TN-Int. These rates shall be subject to retroactive true-up once permanent rates for such products and services have been established by the TRA.

3. To the extent that the existing Interconnection Agreement does not contain terms and conditions for such products and services, then prior to Xspedius's ordering any such elements pursuant to this Amendment, Xspedius and BellSouth shall amend the existing Interconnection Agreement to incorporate such terms and conditions.

4. Any rate element in the Interconnection Agreement that is not expressly replaced by the rates set forth in Exhibit 1-TN-Int as described in paragraphs 2 and 3 above shall remain in full force and effect in accordance with the terms of the Interconnection Agreement.

5. The Parties agree that all of the other provisions of the Interconnection Agreement, dated 01/1/2000, shall remain in full force and effect.

6. The Parties further agree that either or both of the Parties is authorized to submit this Amendment to the Tennessee Regulatory Authority or other regulatory body having jurisdiction over the subject matter of this Amendment, for approval subject to Section 252(e) of the federal Telecommunications Act of 1996.

IN WITNESS WHEREOF, the parties hereto have caused this Amendment to be executed by their respective duly authorized representatives on the data indicated below.

BellSouth Telecommunications, Inc.

Xspedius Corp.

By: Signature on File

By: Signature on File

Title: Managing Director

Title: President

Date: 6/15/2001

Date: 6/19/2001

**Unbundled Network Elements
TENNESSEE
Xspedius**

	UNBUNDLED NETWORK ELEMENT	Interim or Permanent	Zone	BCS	USOC	RATES				OSS RATES								
						Nonrecurring		Nonrecurring Disconnect		Svc Order Submitted Elec per LSR	Svc Order Submitted Manually per LSR	Incremental Charge - Manual Svc Order vs. Electronic-1st	Incremental Charge - Manual Svc Order vs. Electronic-	Incremental Charge - Manual Svc Order vs. Electronic-	Incremental Charge - Manual Svc Order vs. Electronic-			
						Rec	First	Add'l	First							Add'l		
						SOMECS	SOMAN	SOMAN	SOMAN	SOMAN	SOMAN							
LOOP MODIFICATION																		
	Unbundled Loop Modification - Load Coil / Equipment Removal per 2 Wire pair - short	I		UAL, UHL, UCL	ULM2L		\$65.40						\$20.35	\$10.54				
	Unbundled Loop Modification - Load Coil / Equipment Removal per 2 Wire pair - long	I		UAL, UHL, UCL	ULM2G		\$710.71	\$23.77					\$20.35	\$10.54				
	Unbundled Loop Modification - Load Coil / Equipment Removal per 4 Wire pair - short	I		UAL, UHL, UCL	ULM4L		\$65.40						\$20.35	\$10.54				
	Unbundled Loop Modification - Load Coil / Equipment Removal per 4 Wire pair - long	I		UAL, UHL, UCL	ULM4G		\$710.71	\$23.77					\$20.35	\$10.54				
	Unbundled Loop Modification - Bridged Tap Removal, per pair unloaded	I		UAL, UHL, UCL	ULMBT		\$65.44						\$20.35	\$10.54				
SUB-LOOPS																		
Sub-Loop Distribution																		
	Sub-Loop - Per Building Equipment Room - CLEC Feeder Facility Set-Up	I		UEANL	USBSC		\$313.01						\$20.35	\$10.54	\$13.32			
	Sub-Loop - Per Building Equipment Room - Per 25 Pair Panel Set Up	I		UEANL	USBSD		\$108.06	\$108.06					\$20.35	\$10.54	\$13.32			
	Sub-Loop 2-Wire Intrabuilding Network Cable (INC)	I		UEANL	USBR2	\$1.35	\$94.56	\$29.35					\$20.35	\$10.54	\$13.32			
	Sub-Loop 4-Wire Intrabuilding Network Cable (INC)	I		UEANL	USBR4	\$2.26	\$116.14	\$37.10					\$20.35	\$10.54	\$13.32			
Unbundled Network Terminating Wire (UNTW)																		
	Unbundled Network Terminating Wire (UNTW) per Pair	I		UENTW	UENPP	\$0.4555	\$2.48	\$2.48										
LOOP MAKE-UP																		
	LMU - Preordering Without Reservation, per working facility queried (Manual).	I			UMKLW		\$100.00	\$100.00										
	LMU - Preordering Without Reservation, per spare facility queried (Manual)	I			UMKLW		\$100.00	\$100.00										
	LMU - Preordering With Reservation, per spare facility queried (Manual)	I			UMKLP		\$100.00	\$100.00										
	LMU - Preordering Without Reservation, per working facility queried (Mechanized)	I					\$0.6888	\$0.6888										
	LMU - Preordering Without Reservation, per spare facility queried (Mechanized)	I					\$0.6888	\$0.6888										
	LMU - Preordering With Reservation, per spare facility queried (Mechanized)	I					\$0.6888	\$0.6888										
	Note: Max number of spare facilities per manual LMUSI is 3. Max number of spare facilities per mechanized LMUSI is 10.																	
LINE SHARING																		
Line Sharing Splitter																		
	Line Sharing Splitter, per System 96 Line Capacity	I			ULSDA	\$100.00	\$150.00	\$0.00	\$150.00	\$0.00			\$20.35	\$10.54	\$13.32			
	Line Sharing Splitter, per System 24 Line Capacity	I			ULSDB	\$25.00	\$150.00	\$0.00	\$150.00	\$0.00			\$20.35	\$10.54	\$13.32			
	Line Sharing Splitter - per Line Activation **	I			ULSDC	\$0.61	\$40.00	\$21.39					\$20.35	\$10.54	\$13.32			
	Line Sharing Splitter - per Subsequent Activity per Line Rearrangement	I			ULSDS		\$30.00	\$15.00					\$20.35	\$10.54	\$13.32			
UNBUNDLED EXCHANGE ACCESS LOOP																		
	2 Wire ADSL compatible loop including manual service inquiry and facility reservation																	
	2 Wire ADSL compatible loop including manual service inquiry and facility reservation - Zone 1		1	UAL	UAL2X	\$ 13.82	\$ 270.01	\$ 234.63	\$ 74.54	\$ 39.14			\$ 20.35	\$ 10.54	\$ 13.32			
	2 Wire ADSL compatible loop including manual service inquiry and facility reservation - Zone 2		2	UAL	UAL2X	\$ 18.05												

**Unbundled Network Elements
TENNESSEE
Xspedius**

	UNBUNDLED NETWORK ELEMENT	Interim or Permanent	Zone	BCS	USOC	RATES					OSS RATES									
						Rec	Nonrecurring		Nonrecurring Disconnect		Svc Order Submitted Elec per LSR SOMECS	Svc Order Submitted Manually per LSR SOMAN	incremental Charge - Manual Svc Order vs. Electronic-1st SOMAN	incremental Charge - Manual Svc Order vs. Electronic- SOMAN	incremental Charge - Manual Svc Order vs. Electronic- SOMAN	incremental Charge - Manual Svc Order vs. Electronic- SOMAN				
							First	Add'l	First	Add'l										
	2 Wire ADSL compatible loopincluding manual service inquiry and facility reservation - Zone 3 Order Coordination-Time Specific, per LSR		3	UAL	UAL2X	\$ 23.60														
				UAL	OCOSL		\$ 34.29													
	2 Wire ADSL compatible loopwithout manual service inquiry and facility reservation																			
	2 Wire ADSL compatible loopwithout manual service inquiry and facility reservation - Zone 1	I*	1	UAL	UAL2W	\$ 13.82	\$ 31.99	\$ 20.02	\$ 10.65	\$ 1.41			\$ 20.35	\$ 10.54	\$ 13.32					
	2 Wire ADSL compatible loopwithout manual service inquiry and facility reservation - Zone 2	I*	2	UAL	UAL2W	\$ 18.05														
	2 Wire ADSL compatible loopwithout manual service inquiry and facility reservation - Zone 3 Order Coordination-Time Specific, per LSR	I*	3	UAL	UAL2W	\$ 23.60														
				UAL	OCOSL		\$ 34.29													
	2 Wire HDSL compatible loopincluding manual service inquiry and facility reservation																			
	2 Wire HDSL compatible loopincluding manual service inquiry and facility reservation - Zone 1		1	UHL	UHL2X	\$ 10.83	\$ 270.01	\$ 234.63	\$ 74.54	\$ 39.14			\$ 20.35	\$ 10.54	\$ 13.32					
	2 Wire HDSL compatible loopincluding manual service inquiry and facility reservation - Zone 2		2	UHL	UHL2X	\$ 14.15														
	2 Wire HDSL compatible loopincluding manual service inquiry and facility reservation - Zone 3 Order Coordination-Time Specific, per LSR		3	UHL	UHL2X	\$ 18.50														
				UHL	OCOSL		\$ 34.29													
	2 Wire HDSL compatible loopwithout manual service inquiry and facility reservation																			
	2 Wire HDSL compatible loopwithout manual service inquiry and facility reservation - Zone 1	I*	1	UHL	UHL2W	\$ 10.83	\$ 31.99	\$ 20.02	\$ 10.65	\$ 1.41			\$ 20.35	\$ 10.54	\$ 13.32					
	2 Wire HDSL compatible loopwithout manual service inquiry and facility reservation - Zone 2	I*	2	UHL	UHL2W	\$ 14.15														
	2 Wire HDSL compatible loopwithout manual service inquiry and facility reservation - Zone 3 Order Coordination-Time Specific, per LSR	I*	3	UHL	UHL2W	\$ 18.50														
				UHL	OCOSL		\$ 34.29													
	4 Wire HDSL compatible loopincluding manual service inquiry and facility reservation																			
	4 Wire HDSL compatible loopincluding manual service inquiry and facility reservation - Zone 1		1	UHL	UHL4X	\$ 13.93	\$ 279.60	\$ 244.22	\$ 74.54	\$ 39.14			\$ 20.35	\$ 10.54	\$ 13.32					
	4 Wire HDSL compatible loopincluding manual service inquiry and facility reservation - Zone 2		2	UHL	UHL4X	\$ 18.20														
	4 Wire HDSL compatible loopincluding manual service inquiry and facility reservation - Zone 3 Order Coordination-Time Specific, per LSR		3	UHL	UHL4X	\$ 23.80														
				UHL	OCOSL		\$ 34.29													
	4 Wire HDSL compatible loopwithout manual service inquiry and facility reservation																			
	4 Wire HDSL compatible loopwithout manual service inquiry and facility reservation - Zone 1	I*	1	UHL	UHL4W	\$ 13.93	\$ 31.99	\$ 20.02	\$ 10.65	\$ 1.41			\$ 20.35	\$ 10.54	\$ 13.32					
	4 Wire HDSL compatible loopwithout manual service inquiry and facility reservation - Zone 2	I*	2	UHL	UHL4W	\$ 18.20														
	4 Wire HDSL compatible loopwithout manual service inquiry and facility reservation - Zone 3 Order Coordination-Time Specific, per LSR	I*	3	UHL	UHL4W	\$ 23.80														
				UHL	OCOSL		\$ 34.29													
	2 Wire UCL/Short including manual service inquiry and facility reservation																			

**Unbundled Network Elements
TENNESSEE
Xspedius**

UNBUNDLED NETWORK ELEMENT	Interim or Permanent	Zone	BCS	USOC	RATES					OSS RATES					
					Rec	Nonrecurring		Nonrecurring Disconnect		Svc Order Submitted Elec per LSR SOMECS	Svc Order Submitted Manually per LSR SOMAN	Incremental Charge - Manual Svc Order vs. Electronic-1st SOMAN	Incremental Charge - Manual Svc Order vs. Electronic- SOMAN	Incremental Charge - Manual Svc Order vs. Electronic- SOMAN	Incremental Charge - Manual Svc Order vs. Electronic- SOMAN
						First	Add'l	First	Add'l						
2 Wire UCL/Short <u>including</u> manual service inquiry and facility reservation - Statewide	I	sw	UCL	UCLPB	\$ 12.16	\$ 131.99	\$ 120.02	\$ 10.65	\$ 1.41			\$ 20.35	\$ 10.54	\$ 13.32	
Order Coordination for UCL, per loop			UCL	UCLMC		\$ 36.52									
2 Wire UCL/Short <u>without</u> manual service inquiry and facility reservation															
2 Wire UCL/Short <u>without</u> manual service inquiry and facility reservation - Statewide	I	sw	UCL	UCLPW	\$ 12.16	\$ 31.99	\$ 20.02	\$ 10.65	\$ 1.41			\$ 20.35	\$ 10.54	\$ 13.32	
Order Coordination for UCL, per loop			UCL	UCLMC		\$ 36.52									
2 Wire UCL/Long <u>including</u> manual service inquiry and facility reservation															
2 Wire UCL/Long <u>including</u> manual service inquiry and facility reservation - Statewide	I	sw	UCL	UCL2L	\$ 12.16	\$ 131.99	\$ 120.02	\$ 10.65	\$ 1.41			\$ 20.35	\$ 10.54	\$ 13.32	
Order Coordination for UCL, per loop			UCL	UCLMC		\$ 36.52									
2 Wire UCL/Long <u>without</u> manual service inquiry and facility reservation															
2 Wire UCL/Long <u>without</u> manual service inquiry and facility reservation - Statewide	I	sw	UCL	UCL2W	\$ 12.16	\$ 31.99	\$ 20.02	\$ 10.65	\$ 1.41			\$ 20.35	\$ 10.54	\$ 13.32	
Order Coordination for UCL, per loop			UCL	UCLMC		\$ 36.52									
4 Wire UCL/Short <u>including</u> manual service inquiry and facility reservation															
4 Wire UCL/Short <u>including</u> manual service inquiry and facility reservation - Statewide	I	sw	UCL	UCL4S	\$ 12.16	\$ 131.99	\$ 120.02	\$ 10.65	\$ 1.41			\$ 20.35	\$ 10.54	\$ 13.32	
Order Coordination for UCL, per loop			UCL	UCLMC		\$ 36.52									
4 Wire UCL/Short <u>without</u> manual service inquiry and facility reservation															
4 Wire UCL/Short <u>without</u> manual service inquiry and facility reservation - Statewide	I	sw	UCL	UCL4W	\$ 12.16	\$ 31.99	\$ 20.02	\$ 10.65	\$ 1.41			\$ 20.35	\$ 10.54	\$ 13.32	
Order Coordination for UCL, per loop			UCL	UCLMC		\$ 36.52									
4 Wire UCL/Long <u>including</u> manual service inquiry and facility reservation															
4 Wire UCL/Long <u>including</u> manual service inquiry and facility reservation - Statewide	I	sw	UCL	UCL4L	\$ 12.16	\$ 131.99	\$ 120.02	\$ 10.65	\$ 1.41			\$ 20.35	\$ 10.54	\$ 13.32	
Order Coordination for UCL, per loop			UCL	UCLMC		\$ 36.52									
4 Wire UCL/Long <u>without</u> manual service inquiry and facility reservation															
4 Wire UCL/Long <u>without</u> manual service inquiry and facility reservation - Statewide	I	sw	UCL	UCL4O	\$ 12.16	\$ 31.99	\$ 20.02	\$ 10.65	\$ 1.41			\$ 20.35	\$ 10.54	\$ 13.32	
Order Coordination for UCL, per loop			UCL	UCLMC		\$ 36.52									
I Pursuant to the Tennessee Regulatory Authority's orders in Docket No. 00-00544, the Recurring, the Non-Recurring 1st, Non-Recurring Add'l, Disconnect 1st, and Disconnect Add'l rates are interim rates subject to true-up once permanent rates are established by the Authority.															
I* Pursuant to the Tennessee Regulatory Authority's orders in Docket No. 00-00544, the Non-Recurring 1st, Non-Recurring Add'l, Disconnect 1st, and Disconnect Add'l rates are interim rates subject to true-up once permanent rates are established by the Authority.															
Note: Interim rates are subject to retroactive true-up.															
** Recurring rate for Line Sharing Splitter per Line Activation is as a result of a regional settlement for that rate element.															

Fourth AMENDMENT TO
INTERCONNECTION AGREEMENT BETWEEN
BELLSOUTH TELECOMMUNICATIONS, INC.
AND Xspedius Corp.
DATED 01/1/2000

This Agreement (the "Amendment") is made and entered into between BellSouth Telecommunications, Inc. ("BellSouth") a Georgia corporation, and Xspedius Corp. ("Xspedius") a Delaware corporation.

WHEREAS, The Parties desire to amend that certain Interconnection Agreement between BellSouth and Xspedius dated 01/01/2000 (the "Interconnection Agreement") in order to incorporate rates established by the Tennessee Regulatory Authority ("TRA") in Docket Number 97-01262, on December 19, 2000, as amended by BellSouth's corrected submissions of January 31, 2001 and February 12, 2001;

NOW THEREFORE, in consideration of the mutual provisions contained herein and other good and valuable consideration, the receipt and sufficiency of which are hereby acknowledged, BellSouth and Xspedius hereby covenant and agree as follows:

1. Those permanent rates established by the TRA in Docket No. 97-01262 for certain Unbundled Network Elements and Local Interconnection in Tennessee are as set forth in Exhibit 1-TN attached hereto and incorporated herein by this reference.

2. To the extent that any product or service set forth in Exhibit 2-TN corresponds to a product or service set forth in the Interconnection Agreement, all rate elements and rates associated with such product or service in the Interconnection Agreement are hereby deleted and replaced with the corresponding rates and rate elements in Exhibit 1-TN.

3. Any rate element and rate for products or services in the Interconnection Agreement that is not expressly replaced by the rates and rate elements set forth in Exhibit 1-TN as described in paragraph 2 above shall remain in full force and effect in accordance with the terms of the Interconnection Agreement.

4. To the extent Xspedius and BellSouth have not previously negotiated terms and conditions corresponding to any rate element set forth in Exhibit 1-TN, then any Order for such element shall be provisioned in accordance to the terms and conditions set forth in the Competitive Local Exchange Carrier Tariff for the State of Tennessee, incorporated herein by this reference.

5. The Parties agree that all of the other provisions of the Interconnection Agreement, dated 1/1/2000, shall remain in full force and effect.

6. The Parties further agree that either or both of the Parties is authorized to submit this Amendment to the Tennessee Regulatory Authority or other regulatory body having jurisdiction over the subject matter of this Amendment, for approval subject to Section 252(e) of the federal Telecommunications Act of 1996.

This Amendment is made effective upon the date that it is signed by both Parties.

IN WITNESS WHEREOF, the parties hereto have caused this Amendment to be executed by their respective duly authorized representatives on the data indicated below.

BellSouth Telecommunications, Inc.

Xspedius Corp.

By: Signature On File

By: Signature on File

Title: Managing Director

Title: President

Date: 06/15/2001

Date: 06/19/2001

**ODUF/EODUF
Tennessee
Xspedius**

UNBUNDLED NETWORK ELEMENT	UNBUNDLED NETWORK ELEMENT AS STATED IN DOCKET 97-01262	Not in TRA Docket 97-01262	Zone	BCS	USOC	RATES				OSS RATES								
						Rec	Nonrecurring		Disconnect		Svc Order Submitted Elec per LSR	Svc Order Submitted Manually per LSR	Incremental Charge - Manual Svc Order vs. Electronic-1st	Incremental Charge - Manual Svc Order vs. Electronic-Add'l	Incremental Charge - Manual Svc Order vs. Electronic-Disc 1st			
							First	Add'l	First	Add'l								
							SOME	SOMAN	SOMAN	SOMAN						SOMAN		
ODUF/EDOUF/CMD5/CNAM-Resale																		
OPTIONAL DAILY USAGE FILE (ODUF)																		
ODUF: Recording, per message	OSS OLEC Daily Usage File Recording per message				N/A	\$0.0000044												
ODUF: Message Processing, per message	OSS OLEC Daily Usage File Message Distribution per message				N/A	\$0.0027366												
ODUF: Message Processing, per Magnetic Tape provisioned	OSS OLEC Daily Usage File Message Distribution per magnetic tape provisioned				N/A	\$52.75												
ODUF: Data Transmission (CONNECT:DIRECT), per message	OSS OLEC Daily Usage File Data Transmission (Connect: Direct), per message				N/A	\$0.0000339												

Unbundled Network Elements
TENNESSEE

UNBUNDLED NETWORK ELEMENT	UNBUNDLED NETWORK ELEMENT AS STATED IN DOCKET 97-01262	Not in TRA Docket 97-01262	Zone	BCS	USOC	RATES					OSS RATES						
						Nonrecurring			Disconnect		Svc Order Submitted Elec per LSR	Svc Order Submitted Manually per LSR	Incremental Charge - Manual Svc Order vs. Electronic-1st	Incremental Charge - Manual Svc Order vs. Electronic-Add'l	Incremental Charge - Manual Svc Order vs. Electronic-Disc 1st	Incremental Charge - Manual Svc Order vs. Electronic-Disc Add'l	
						Rec	First	Add'l	First	Add'l							
						SOMECS	SOMAN	SOMAN	SOMAN	SOMAN							
The "Zone" shown in the section for stand-alone loops or loops as part of a combination refer to Geographically Deaveraged UNE Zones. To view Geographically Deaveraged UNE Zone Designations by Central Office, refer to Internet Website: http://www.interconnection.bellsouth.com/become_a_clec/html/interconnection/htm .																	
UNBUNDLED EXCHANGE ACCESS LOOP																	
2-WIRE ANALOG VOICE GRADE LOOP																	
2-Wire Analog Voice Grade Loop - Service Level 1- Zone 1	2-Wire Analog Voice Grade Loop - Service Level 1 - Zone 1		1	UEANL	UEAL2	\$13.19	\$31.99	\$20.02	\$10.65	\$1.41		\$20.35	\$10.54	\$13.32			
2-Wire Analog Voice Grade Loop - Service Level 1- Zone 2	2-Wire Analog Voice Grade Loop - Service Level 1 - Zone 2		2	UEANL	UEAL2	\$17.23	\$31.99	\$20.02	\$10.65	\$1.41		\$20.35	\$10.54	\$13.32			
2-Wire Analog Voice Grade Loop - Service Level 1- Zone 3	2-Wire Analog Voice Grade Loop - Service Level 1 - Zone 3		3	UEANL	UEAL2	\$22.53	\$31.99	\$20.02	\$10.65	\$1.41		\$20.35	\$10.54	\$13.32			
Manual Order Coordination for UVL-SL1s (per loop)*	2-WAVGL - SL1 - Manual Order Coordination			UEANL	UEAMC		\$36.52	\$36.52	\$9.18	\$9.18							
Order Coordination for Specified Conversion Time for UVL-SL1 (per LSR) *	2-WAVGL - SL1 - Order Coordination for Specified Conversion Time			UEANL	OCOSL		\$34.29	\$34.29									
2-Wire Analog Voice Grade Loop - Service Level 2 w/Loop or Ground Start Signaling - Zone 1	2-Wire Analog Voice Grade Loop - Service Level 2 - Zone 1		1	UEA	UEAL2	\$16.56	\$75.06	\$48.20	\$28.70	\$17.64		\$20.35	\$10.54	\$13.32			
2-Wire Analog Voice Grade Loop - Service Level 2 w/Loop or Ground Start Signaling - Zone 2	2-Wire Analog Voice Grade Loop - Service Level 2 - Zone 2		2	UEA	UEAL2	\$21.63	\$75.06	\$48.20	\$28.70	\$17.64		\$20.35	\$10.54	\$13.32			
2-Wire Analog Voice Grade Loop - Service Level 2 w/Loop or Ground Start Signaling - Zone 3	2-Wire Analog Voice Grade Loop - Service Level 2 - Zone 3		3	UEA	UEAL2	\$28.28	\$75.06	\$48.20	\$28.70	\$17.64		\$20.35	\$10.54	\$13.32			
Order Coordination for Specified Conversion Time (per LSR)	2-WAVGL - SL2 - Order Coordination for Specified Conversion Time			UEA	OCOSL		\$34.29	\$34.29									
2-Wire Analog Voice Grade Loop - Service Level 2 w/Reverse Battery Signaling - Zone 1	2-Wire Analog Voice Grade Loop - Service Level 2 - Zone 1		1	UEA	UEAR2	\$16.56	\$75.06	\$48.20	\$28.70	\$17.64		\$20.35	\$10.54	\$13.32			
2-Wire Analog Voice Grade Loop - Service Level 2 w/Reverse Battery Signaling - Zone 2	2-Wire Analog Voice Grade Loop - Service Level 2 - Zone 2		2	UEA	UEAR2	\$21.63	\$75.06	\$48.20	\$28.70	\$17.64		\$20.35	\$10.54	\$13.32			
2-Wire Analog Voice Grade Loop - Service Level 2 w/Reverse Battery Signaling - Zone 3	2-Wire Analog Voice Grade Loop - Service Level 2 - Zone 3		3	UEA	UEAR2	\$28.28	\$75.06	\$48.20	\$28.70	\$17.64		\$20.35	\$10.54	\$13.32			
Order Coordination for Specified Conversion Time (per LSR)	2-WAVGL - SL2 - Order Coordination for Specified Conversion Time			UEA	OCOSL		\$34.29	\$34.29									
4-WIRE ANALOG VOICE GRADE LOOP																	
4-Wire Analog Voice Grade Loop - Zone 1	4-Wire Analog Voice Grade Loop - Zone 1		1	UEA	UEAL4	\$24.70	\$122.76	\$85.57	\$76.35	\$39.16		\$20.35	\$10.54	\$13.32			
4-Wire Analog Voice Grade Loop - Zone 2	4-Wire Analog Voice Grade Loop - Zone 2		2	UEA	UEAL4	\$32.25	\$122.76	\$85.57	\$76.35	\$39.16		\$20.35	\$10.54	\$13.32			
4-Wire Analog Voice Grade Loop - Zone 3	4-Wire Analog Voice Grade Loop - Zone 3		3	UEA	UEAL4	\$42.17	\$122.76	\$85.57	\$76.35	\$39.16		\$20.35	\$10.54	\$13.32			
Order Coordination for Specified Conversion Time (per LSR)	4-Wire AVGL - Order Coordination for Specified Conversion Time			UEA	OCOSL		\$34.29	\$34.29									
2-WIRE ISDN DIGITAL GRADE LOOP																	
2-Wire ISDN Digital Grade Loop - Zone 1	2-Wire ISDN Digital Grade Loop - Zone 1		1	UDN	U1L2X	\$22.00	\$142.76	\$88.88	\$76.35	\$39.16		\$20.35	\$10.54	\$13.32			

Unbundled Network Elements
TENNESSEE

UNBUNDLED NETWORK ELEMENT	UNBUNDLED NETWORK ELEMENT AS STATED IN DOCKET 97-01262	Not in TRA Docket 97-01262	Zone	BCS	USOC	RATES					OSS RATES					
						Nonrecurring		Disconnect			Svc Order Submitted Elec per LSR	Svc Order Submitted Manually per LSR	Incremental Charge - Manual Svc Order vs. Electronic-1st	Incremental Charge - Manual Svc Order vs. Electronic-Add'l	Incremental Charge - Manual Svc Order vs. Electronic-Disc 1st	Incremental Charge - Manual Svc Order vs. Electronic-Disc Add'l
						Rec	First	Add'l	First	Add'l						
						SOMECS	SOMAN	SOMAN	SOMAN	SOMAN	SOMAN					
2-Wire ISDN Digital Grade Loop - Zone 2	2-Wire ISDN Digital Grade Loop - Zone 2		2	UDN	U1L2X	\$29.02	\$142.76	\$88.88	\$76.35	\$39.16			\$20.35	\$10.54	\$13.32	
2-Wire ISDN Digital Grade Loop - Zone 3	2-Wire ISDN Digital Grade Loop - Zone 3		3	UDN	U1L2X	\$37.95	\$142.76	\$88.88	\$76.35	\$39.16			\$20.35	\$10.54	\$13.32	
Order Coordination For Specified Conversion Time (per LSR)	Order Coordination for Specified Conversion Time			UDN	OCOSL		\$34.29	\$34.29								
2-WIRE ASYMMETRICAL DIGITAL SUBSCRIBER LINE (ADSL) COMPATIBLE LOOP																
2-Wire ADSL Compatible Loop including Man Svc Inquiry and Facility Reservation - Zone 1	2-Wire ADSL Compatible Loop - Zone 1		1	UAL	UAL2X	\$13.82	\$270.01	\$234.63	\$74.54	\$39.14			\$20.35	\$10.54	\$13.32	
2-Wire ADSL Compatible Loop including Man Svc Inquiry and Facility Reservation - Zone 2	2-Wire ADSL Compatible Loop - Zone 2		2	UAL	UAL2X	\$18.05	\$270.01	\$234.63	\$74.54	\$39.14			\$20.35	\$10.54	\$13.32	
2-Wire ADSL Compatible Loop including Man Svc Inquiry and Facility Reservation - Zone 3	2-Wire ADSL Compatible Loop - Zone 3		3	UAL	UAL2X	\$23.60	\$270.01	\$234.63	\$74.54	\$39.14			\$20.35	\$10.54	\$13.32	
Order Coordination for Specified Conversion Time	Order Coordination for Specified Conversion Time			UAL	OCOSL		\$34.29	\$34.29								
2-WIRE HIGH BIT RATE DIGITAL SUBSCRIBER LINE (HDSL) COMPATIBLE LOOP																
2-Wire HDSL Compatible Loop including manual service inquiry and facility reservation - Zone 1	2-Wire High Bit Rate DSL Compatible Loop - Zone 1		1	UHL	UHL2X	\$10.83	\$270.01	\$234.63	\$74.54	\$39.14			\$20.35	\$10.54	\$13.32	
2-Wire HDSL Compatible Loop including manual service inquiry and facility reservation - Zone 2	2-Wire High Bit Rate DSL Compatible Loop - Zone 2		2	UHL	UHL2X	\$14.15	\$270.01	\$234.63	\$74.54	\$39.14			\$20.35	\$10.54	\$13.32	
2-Wire HDSL Compatible Loop including manual service inquiry and facility reservation - Zone 3	2-Wire High Bit Rate DSL Compatible Loop - Zone 3		3	UHL	UHL2X	\$18.50	\$270.01	\$234.63	\$74.54	\$39.14			\$20.35	\$10.54	\$13.32	
Order Coordination for Specified Conversion Time	Order Coordination for Specified Conversion Time			UHL	OCOSL		\$34.29	\$34.29								
4-WIRE HIGH BIT RATE DIGITAL SUBSCRIBER LINE (HDSL) COMPATIBLE LOOP																
4-Wire HDSL Compatible Loop including manual service inquiry and facility reservation - Zone 1	4-Wire HDSL Compatible Loop - Zone 1		1	UHL	UHL4X	\$13.93	\$279.60	\$244.22	\$74.54	\$39.14			\$20.35	\$10.54	\$13.32	
4-Wire HDSL Compatible Loop including manual service inquiry and facility reservation - Zone 2	4-Wire HDSL Compatible Loop - Zone 2		2	UHL	UHL4X	\$18.20	\$279.60	\$244.22	\$74.54	\$39.14			\$20.35	\$10.54	\$13.32	
4-Wire HDSL Compatible Loop including manual service inquiry and facility reservation - Zone 3	4-Wire HDSL Compatible Loop - Zone 3		3	UHL	UHL4X	\$23.80	\$279.60	\$244.22	\$74.54	\$39.14			\$20.35	\$10.54	\$13.32	
Order Coordination for Specified Conversion Time	Order Coordination for Specified Conversion Time			UHL	OCOSL		\$34.29	\$34.29								
4-WIRE DS1 DIGITAL LOOP																
4-Wire DS1 Digital Loop - Zone 1	4-Wire DS1 Digital Loop - Zone 1		1	USL	USLXX	\$57.73	\$313.08	\$219.72	\$96.86	\$40.45			\$18.98	\$8.43	\$11.95	
4-Wire DS1 Digital Loop - Zone 2	4-Wire DS1 Digital Loop - Zone 2		2	USL	USLXX	\$75.40	\$313.08	\$219.72	\$96.86	\$40.45			\$18.98	\$8.43	\$11.95	
4-Wire DS1 Digital Loop - Zone 3	4-Wire DS1 Digital Loop - Zone 3		3	USL	USLXX	\$98.59	\$313.08	\$219.72	\$96.86	\$40.45			\$18.98	\$8.43	\$11.95	

Unbundled Network Elements
TENNESSEE

UNBUNDLED NETWORK ELEMENT	UNBUNDLED NETWORK ELEMENT AS STATED IN DOCKET 97-01262	Not in TRA Docket 97-01262	Zone	BCS	USOC	RATES					OSS RATES						
						Nonrecurring		Nonrecurring			Svc Order Submitted Elec per LSR	Svc Order Submitted Manually per LSR	Incremental Charge - Manual Svc Order vs. Electronic-1st	Incremental Charge - Manual Svc Order vs. Electronic-Add'l	Incremental Charge - Manual Svc Order vs. Electronic-Disc 1st	Incremental Charge - Manual Svc Order vs. Electronic-Disc Add'l	
						Rec	First	Add'l	First	Add'l							SOMECS
											Disconnect						
Order Coordination for Specified Conversion Time	4-Wire DS1 Loop - Order Coordination for Specified Conversion Time			USL	OCOSL		\$34.59	\$34.59									
4-WIRE 56 OR 64 Kbps DIGITAL GRADE LOOP																	
4-Wire 56 Kbps Digital Grade Loop - Zone 1	4-Wire 56 or 64 Kbps Digital Grade Loop - Zone 1		1	UDL	UDL56	\$31.10	\$207.01	\$141.38	\$90.70	\$44.18			\$20.35	\$10.54	\$13.32		
4-Wire 56 Kbps Digital Grade Loop - Zone 2	4-Wire 56 or 64 Kbps Digital Grade Loop - Zone 2		2	UDL	UDL56	\$40.61	\$207.01	\$141.38	\$90.70	\$44.18			\$20.35	\$10.54	\$13.32		
4-Wire 56 Kbps Digital Grade Loop - Zone 3	4-Wire 56 or 64 Kbps Digital Grade Loop - Zone 3		3	UDL	UDL56	\$53.11	\$207.01	\$141.38	\$90.70	\$44.18			\$20.35	\$10.54	\$13.32		
Order Coordination for Specified Conversion Time	4-Wire 56/64 kbps Dig. GL - Order Coordination for Specified Conversion Time			UDL	OCOSL		\$34.29	\$34.29									
4-Wire 64 Kbps Digital Grade Loop - Zone 1	4-Wire 56 or 64 Kbps Digital Grade Loop - Zone 1		1	UDL	UDL64	\$31.10	\$207.01	\$141.38	\$90.70	\$44.18			\$20.35	\$10.54	\$13.32		
4-Wire 64 Kbps Digital Grade Loop - Zone 2	4-Wire 56 or 64 Kbps Digital Grade Loop - Zone 2		2	UDL	UDL64	\$40.61	\$207.01	\$141.38	\$90.70	\$44.18			\$20.35	\$10.54	\$13.32		
4-Wire 64 Kbps Digital Grade Loop - Zone 3	4-Wire 56 or 64 Kbps Digital Grade Loop - Zone 3		3	UDL	UDL64	\$53.11	\$207.01	\$141.38	\$90.70	\$44.18			\$20.35	\$10.54	\$13.32		
Order Coordination for Specified Conversion Time	4-Wire 56/64 kbps Dig. GL - Order Coordination for Specified Conversion Time			UDL	OCOSL		\$34.29	\$34.29									
SUB-LOOPS																	
Sub-Loop Distribution																	
Sub-Loop - Per Cross Box Location - CLEC Feeder Facility Set-Up		*		UEANL	USBSA		\$517.25	\$517.25					\$20.35	\$10.54	\$13.32		
Sub-Loop - Per Cross Box Location - Per 25 Pair Panel Set-Up		*		UEANL	USBSB		\$42.68	\$42.68					\$20.35	\$10.54	\$13.32		
Sub-Loop Distribution Per 2-Wire Analog Voice Grade Loop - Statewide	Loop Distribution - per 2-WAVGL		sw	UEANL	USBN2	\$10.02	\$148.84	\$112.34	\$73.14	\$36.65			\$20.35	\$10.54	\$13.32		
Sub-Loop Distribution - Order Coordination per sub-loop pair		*		UEANL	USBMC		\$36.52										
Sub-Loop Distribution - Order Coordination for Specified Time Conversion, per LSR	Sub-Loop Distribution - Order Coordination for Specified Conversion Time			UEANL	OCOSL		\$34.29										
Sub-Loop Feeder																	
DS0 Set-up per Cross Box location - CLEC Distribution Facility set-up (for access to Feeder)		*		UEA, UDN, UCL, UDL	USBFW		\$517.25	\$517.25					\$20.35	\$10.54	\$13.32		
DS0 Set-up per Cross Box location - per 25 pair panel set-up (for access to Feeder)		*		UEA, UDN, UCL, UDL	USBFX		\$42.68	\$42.68					\$20.35	\$10.54	\$13.32		
Sub-Loop Feeder- Per 2-Wire Analog Voice Grade Ground-Start Loop - Statewide	Loop Feeder per 2-WAVGL		sw	UEA	USBFA	\$12.05	\$122.24	\$85.05	\$76.35	\$39.16			\$20.35	\$10.54	\$13.32		
Sub-Loop Feeder- Per 2-Wire Analog Voice Grade Loop-Start Loop - Statewide	Loop Feeder per 2-WAVGL		sw	UEA	USBFB	\$12.05	\$122.24	\$85.05	\$76.35	\$39.16			\$20.35	\$10.54	\$13.32		
Sub-Loop Feeder - Per 2-Wire Analog Voice Grade Reverse Battery Loop - Statewide	Loop Feeder per 2-WAVGL		sw	UEA	USBFC	\$12.05	\$122.24	\$85.05	\$76.35	\$39.16			\$20.35	\$10.54	\$13.32		
Sub-Loop Feeder - Order Coordination for Specified Conversion Time, per LSR	Sub-Loop Feeder - Order Coordination for Specified Conversion Time			UEA	OCOSL		\$34.29										

Unbundled Network Elements
TENNESSEE

UNBUNDLED NETWORK ELEMENT	UNBUNDLED NETWORK ELEMENT AS STATED IN DOCKET 97-01262	Not in TRA Docket 97-01262	Zone	BCS	USOC	RATES					OSS RATES					
						Nonrecurring			Disconnect		Svc Order Submitted Elec per LSR	Svc Order Submitted Manually per LSR	Incremental Charge - Manual Svc Order vs. Electronic-1st	Incremental Charge - Manual Svc Order vs. Electronic-Add'l	Incremental Charge - Manual Svc Order vs. Electronic-Disc 1st	Incremental Charge - Manual Svc Order vs. Electronic-Disc Add'l
						Rec	First	Add'l	First	Add'l						
						SOMECE	SOMAN	SOMAN	SOMAN	SOMAN	SOMAN	SOMAN				
Network Interface Device (NID)																
Network Interface Device Cross Connect	NID per 2-Wire Loop			UENTW	UNDC2	\$1.15	\$0.74				\$3.50		\$19.99	\$19.99	\$19.99	\$19.99
Network Interface Device Cross Connect	NID per 4-Wire Loop			UENTW	UNDC4	\$1.27	\$0.74				\$3.50		\$19.99	\$19.99	\$19.99	\$19.99
UNBUNDLED LOOP CONCENTRATION																
Loop Channelization System	Loop Channelization system - DLC (Inside CO)			ULC	ULCCS	\$307.07	\$307.34	\$74.37	\$4.18		\$3.50		\$20.35	\$10.54	\$13.32	
CO Channel Interface - 2-Wire Voice Grade	CO Channel Interface - 2-Wire Voice Grade			ULC	ULCC2	\$1.20	\$9.57	\$9.52	\$8.66	\$8.60	\$3.50		\$20.35	\$10.54	\$13.32	
Unbundled Loop Concentration - Channel Interface-2 Wire Voice-Loop Start or Ground Start	CO Channel Interface - 2-Wire Voice Grade			UEA	ULCC2	\$1.20	\$9.57	\$9.52	\$8.66	\$8.60	\$3.50		\$20.35	\$10.54	\$13.32	
UNBUNDLED SUB-LOOP CONCENTRATION (OUTSIDE CO)																
Loop Concentration - Channelization System (Outside CO)	Loop Concentration - Channelization System (Outside CO)			TBD	UCT8A	\$328.28	\$651.09	\$283.42	\$207.92	\$50.94	\$3.50		\$20.35	\$10.54	\$13.32	
Remote Channel Interface - 2-Wire Voice Grade Loop	Loop Concentration - Remote Channel Interface - 2-WAVGL (Outside CO)			TBD	ULCC2	\$0.88	\$9.43	\$9.40	\$4.71	\$4.70	\$3.50		\$20.35	\$10.54	\$13.32	
Loop Concentration - Remote terminal Cabinet (Outside CO)	Loop Concentration - Remote Terminal Cabinet (Outside CO)				ICB						\$3.50					
Channel Interface - 2 Wire Voice-Loop Start or Ground Start	Loop Concentration - Remote Channel Interface - 2-WAVGL (Outside CO)			TBD	ULCC2	\$0.88	\$9.43	\$9.40	\$4.71	\$4.70	\$3.50		\$20.35	\$10.54	\$13.32	
UNBUNDLED LOCAL EXCHANGE SWITCHING(PORTS)																
Exchange Ports																
Exchange Ports - 2-Wire Analog Line Port- Res.	Exchange Ports - 2-Wire Analog Line Port (Res./Bus.)			UEPSR	UEPRL	\$1.89	\$9.93	\$9.19	\$3.66	\$2.92			\$20.35	\$10.54	\$13.32	\$1.40
Note: Although the Port rate includes all available vertical features in TN, the desired feature(s) will need to be ordered.)																
Exchange Ports - 2-Wire Analog Line Port with Caller ID - Res.	Exchange Ports - 2-Wire Analog Line Port (Res./Bus.)			UEPSR	UEPRC	\$1.89	\$9.93	\$9.19	\$3.66	\$2.92			\$20.35	\$10.54	\$13.32	\$1.40
Exchange Ports - 2-Wire Analog Line Port outgoing only - Res.	Exchange Ports - 2-Wire Analog Line Port (Res./Bus.)			UEPSR	UEPRO	\$1.89	\$9.93	\$9.19	\$3.66	\$2.92			\$20.35	\$10.54	\$13.32	\$1.40
Exchange Ports - 2-Wire VG unbundled TN extended local dialing parity Port with Caller ID - Res.	Exchange Ports - 2-Wire Analog Line Port (Res./Bus.)			UEPSR	UEPAQ	\$1.89	\$9.93	\$9.19	\$3.66	\$2.92			\$20.35	\$10.54	\$13.32	\$1.40
Exchange Ports - 2-Wire VG unbundled Tennessee Area Calling port with Caller ID - Res (F2R)	Exchange Ports - 2-Wire Analog Line Port (Res./Bus.)			UEPSR	UEPAK	\$1.89	\$9.93	\$9.19	\$3.66	\$2.92			\$20.35	\$10.54	\$13.32	\$1.40
Exchange Ports - 2-Wire VG unbundled Tennessee Area Calling port with Caller ID - Res (TACER)	Exchange Ports - 2-Wire Analog Line Port (Res./Bus.)			UEPSR	UEPAL	\$1.89	\$9.93	\$9.19	\$3.66	\$2.92			\$20.35	\$10.54	\$13.32	\$1.40
Exchange Ports - 2-Wire VG unbundled Tennessee Area Calling port with Caller ID - Res (TACSR)	Exchange Ports - 2-Wire Analog Line Port (Res./Bus.)			UEPSR	UEPAM	\$1.89	\$9.93	\$9.19	\$3.66	\$2.92			\$20.35	\$10.54	\$13.32	\$1.40
Exchange Ports - 2-Wire VG unbundled Tennessee Area Calling port with Caller ID - Res (1MF2X)	Exchange Ports - 2-Wire Analog Line Port (Res./Bus.)			UEPSR	UEPAN	\$1.89	\$9.93	\$9.19	\$3.66	\$2.92			\$20.35	\$10.54	\$13.32	\$1.40

Unbundled Network Elements
TENNESSEE

UNBUNDLED NETWORK ELEMENT	UNBUNDLED NETWORK ELEMENT AS STATED IN DOCKET 97-01262	Not in TRA Docket 97-01262	Zone	BCS	USOC	RATES					OSS RATES					
						Nonrecurring		Nonrecurring			Svc Order Submitted Elec per LSR	Svc Order Submitted Manually per LSR	Incremental Charge - Manual Svc Order vs. Electronic-1st	Incremental Charge - Manual Svc Order vs. Electronic-Add'l	Incremental Charge - Manual Svc Order vs. Electronic-Disc 1st	Incremental Charge - Manual Svc Order vs. Electronic-Disc Add'l
						Rec	First	Add'l	First	Add'l						
						Nonrecurring		Disconnect								
Exchange Ports - 2-Wire VG unbundled Tennessee Area Calling port with Caller ID - Res (2MR)	Exchange Ports - 2-Wire Analog Line Port (Res./Bus.)			UEPSR	UEPAO	\$1.89	\$9.93	\$9.19	\$3.66	\$2.92			\$20.35	\$10.54	\$13.32	\$1.40
Exchange Ports - 2-Wire VG unbundled res, low usage line port with Caller ID (LUM)	Exchange Ports - 2-Wire Analog Line Port (Res./Bus.)			UEPSR	UEPAP	\$1.89	\$9.93	\$9.19	\$3.66	\$2.92			\$20.35	\$10.54	\$13.32	\$1.40
Subsequent Activity		*		UEPSR	USASC		\$10.00	\$10.00								
All Available Vertical Features	[Exchange Ports includes all Applicable Features.]			UEPSR	UEPVF	\$0.00	\$0.00	\$0.00								
Exchange Ports - 2-Wire Analog Line Port without Caller ID - Bus	Exchange Ports - 2-Wire Analog Line Port (Res./Bus.)			UEPSB	UEPBL	\$1.89	\$9.93	\$9.19	\$3.66	\$2.92			\$20.35	\$10.54	\$13.32	\$1.40
Exchange Ports - 2-Wire VG unbundled Line Port with unbundled port with Caller+E484 ID - Bus.	Exchange Ports - 2-Wire Analog Line Port (Res./Bus.)			UEPSB	UEPBC	\$1.89	\$9.93	\$9.19	\$3.66	\$2.92			\$20.35	\$10.54	\$13.32	\$1.40
Exchange Ports - 2-Wire Analog Line Port outgoing only - Bus.	Exchange Ports - 2-Wire Analog Line Port (Res./Bus.)			UEPSB	UEPBO	\$1.89	\$9.93	\$9.19	\$3.66	\$2.92			\$20.35	\$10.54	\$13.32	\$1.40
Exchange Ports - 2-Wire VG unbundled TN extended local dialing parity port with Caller ID - Bus.	Exchange Ports - 2-Wire Analog Line Port (Res./Bus.)			UEPSB	UEPAV	\$1.89	\$9.93	\$9.19	\$3.66	\$2.92			\$20.35	\$10.54	\$13.32	\$1.40
Exchange Ports - 2-Wire VG unbundled incoming only port with Caller ID - Bus	Exchange Ports - 2-Wire Analog Line Port (Res./Bus.)			UEPSB	UEPB1	\$1.89	\$9.93	\$9.19	\$3.66	\$2.92			\$20.35	\$10.54	\$13.32	\$1.40
Exchange Ports - 2-Wire VG unbundled TN Bus 2-Way Area Calling Port Economy Option - Bus (TACC1)	Exchange Ports - 2-Wire Analog Line Port (Res./Bus.)			UEPSB	UEPAC	\$1.89	\$9.93	\$9.19	\$3.66	\$2.92			\$20.35	\$10.54	\$13.32	\$1.40
Exchange Ports - 2-Wire VG unbundled TN Bus 2-Way Area Calling Port Standard Option - Bus (TACC2)	Exchange Ports - 2-Wire Analog Line Port (Res./Bus.)			UEPSB	UEPAD	\$1.89	\$9.93	\$9.19	\$3.66	\$2.92			\$20.35	\$10.54	\$13.32	\$1.40
Exchange Ports-2-Wire VG unbundled TN Bus 2-Way Collierville & Memphis Local Calling Port-Bus (B2F)	Exchange Ports - 2-Wire Analog Line Port (Res./Bus.)			UEPSB	UEPAE	\$1.89	\$9.93	\$9.19	\$3.66	\$2.92			\$20.35	\$10.54	\$13.32	\$1.40
Subsequent Activity		*		UEPSB	USASC		\$10.00	\$10.00								
All Available Vertical Features	[Exchange Ports includes all Applicable Features.]			UEPSB	UEPVF	\$0.00	\$0.00	\$0.00								
Exchange Ports - 4-Wire Analog Voice Grade Port	Exchange Ports - 4-Wire Analog Voice Grade Port				UEP4A	\$8.27	\$9.93	\$9.19	\$3.66	\$2.92			\$20.35	\$10.54	\$13.32	\$1.40
Subsequent Activity		*			USASC		\$10.00	\$10.00								
All Available Vertical Features	[Exchange Ports includes all Applicable Features.]				UEPVF	\$0.00	\$0.00	\$0.00								
Exchange Ports - 2-Wire DID Port	Exchange Ports - 2-Wire DID Port			UEPEX	UEPP2	\$8.97	\$47.75	\$47.01	\$9.21	\$8.47			\$20.35	\$10.54	\$13.32	\$1.40
Subsequent Activity		*		UEPEX	USASC		\$10.00	\$10.00								
All Available Vertical Features	[Exchange Ports includes all Applicable Features.]			UEPEX	UEPVF	\$0.00	\$0.00	\$0.00								
Exchange Ports - DDITS Port - 4-Wire DS1 Port with DID capability	Exchange Ports - 4-Wire DID Port			UEPDD	UEPDD	\$35.74	\$75.93	\$38.15	\$8.77	\$8.04			\$20.35	\$10.54	\$13.32	\$1.40
Subsequent Activity		*		UEPDD	USACP		\$10.00	\$10.00								
Exchange Ports - 2-Wire ISDN Port (See Notes below.)	Exchange Ports - 2-Wire ISDN Port			U1PMA	U1PMA	\$16.26	\$30.23	\$29.49	\$4.10	\$4.10			\$41.43	\$42.17	\$9.80	\$9.80
Subsequent Activity		*		UEPDD	USASC		\$10.00	\$10.00								
All Available Vertical Features	[Exchange Ports includes all Applicable Features.]			UEPDD	UEPVF	\$0.00	\$0.00	\$0.00								
NOTE: Transmission/usage charges associated with POTS circuit switched usage will also apply to circuit switched voice and/or circuit switched data transmission by B-Channels associated with 2-wire ISDN ports.																

Unbundled Network Elements
TENNESSEE

UNBUNDLED NETWORK ELEMENT	UNBUNDLED NETWORK ELEMENT AS STATED IN DOCKET 97-01262	Not in TRA Docket 97-01262	Zone	BCS	USOC	RATES					OSS RATES					
						Nonrecurring		Disconnect			Svc Order Submitted Elec per LSR	Svc Order Submitted Manually per LSR	Incremental Charge - Manual Svc Order vs. Electronic-1st	Incremental Charge - Manual Svc Order vs. Electronic-Add'l	Incremental Charge - Manual Svc Order vs. Electronic-Disc 1st	Incremental Charge - Manual Svc Order vs. Electronic-Disc Add'l
						Rec	First	Add'l	First	Add'l						
						SOME C	SOMAN	SOMAN	SOMAN	SOMAN	SOMAN					
NOTE: Access to B Channel or D Channel Packet capabilities will be available only through BFR/New Business Request Process. Rates for the packet capabilities will be determined via the Bona Fide Request/New Business Request																
Exchange Ports - 2-Wire ISDN Port -- Channel Profiles		*			U1UMA	\$0.00	\$0.00	\$0.00								
Exchange Ports - 4-Wire ISDN DS1 Port	Exchange Ports - 4-Wire ISDN DS1 Port			UEPEX	UEPEX	\$75.04	\$148.66	\$147.18	\$38.46	\$36.98			\$40.69	\$42.17	\$9.07	\$10.54
2-Wire VG Unbundled 2-Way PBX Trunk - Res	Exchange Ports - 2-Wire Analog Line Port (PBX)			UEPSE	UEPRD	\$1.79	\$9.93	\$9.19	\$3.66	\$2.92			\$20.35	\$10.54	\$13.32	\$1.40
2-Wire VG Line Side Unbundled 2-Way PBX Trunk - Bus	Exchange Ports - 2-Wire Analog Line Port (PBX)			UEPSP	UEPPC	\$1.79	\$9.93	\$9.19	\$3.66	\$2.92			\$20.35	\$10.54	\$13.32	\$1.40
2-Wire VG Line Side Unbundled Outwarc PBX Trunk - Bus	Exchange Ports - 2-Wire Analog Line Port (PBX)			UEPSP	UEPPO	\$1.79	\$9.93	\$9.19	\$3.66	\$2.92			\$20.35	\$10.54	\$13.32	\$1.40
2-Wire VG Line Side Unbundled Incoming PBX Trunk - Bus	Exchange Ports - 2-Wire Analog Line Port (PBX)			UEPSP	UEPP1	\$1.79	\$9.93	\$9.19	\$3.66	\$2.92			\$20.35	\$10.54	\$13.32	\$1.40
2-Wire Analog Long Distance Terminal PBX Trunk - Bus	Exchange Ports - 2-Wire Analog Line Port (PBX)			UEPSP	UEPLD	\$1.79	\$9.93	\$9.19	\$3.66	\$2.92			\$20.35	\$10.54	\$13.32	\$1.40
2-Wire Analog TN 2-Way Calling Plan PBX Trunk - Bus	Exchange Ports - 2-Wire Analog Line Port (PBX)			UEPSP	UEPT2	\$1.79	\$9.93	\$9.19	\$3.66	\$2.92			\$20.35	\$10.54	\$13.32	\$1.40
2-Wire TN Outward Calling Plan PBX Trunk Bus	Exchange Ports - 2-Wire Analog Line Port (PBX)			UEPSP	UEPTO	\$1.79	\$9.93	\$9.19	\$3.66	\$2.92			\$20.35	\$10.54	\$13.32	\$1.40
2-Wire Voice Unbundled PBX LD Terminal Ports	Exchange Ports - 2-Wire Analog Line Port (PBX)			UEPSP	UEPLD	\$1.79	\$9.93	\$9.19	\$3.66	\$2.92			\$20.35	\$10.54	\$13.32	\$1.40
2-Wire Voice Unbundled 2-Way PBX Tennessee Calling Port	Exchange Ports - 2-Wire Analog Line Port (PBX)			UEPSP	UEPT2	\$1.79	\$9.93	\$9.19	\$3.66	\$2.92			\$20.35	\$10.54	\$13.32	\$1.40
2-Wire Voice Unbundled 1-Way Outgoing PBX Tennessee Calling Port	Exchange Ports - 2-Wire Analog Line Port (PBX)			UEPSP	UEPTO	\$1.79	\$9.93	\$9.19	\$3.66	\$2.92			\$20.35	\$10.54	\$13.32	\$1.40
2-Wire Voice Unbundled 2-Way PBX Usage Port	Exchange Ports - 2-Wire Analog Line Port (PBX)			UEPSP	UEPXA	\$1.79	\$9.93	\$9.19	\$3.66	\$2.92			\$20.35	\$10.54	\$13.32	\$1.40
2-Wire Voice Unbundled PBX Toll Terminal Hotel Ports	Exchange Ports - 2-Wire Analog Line Port (PBX)			UEPSP	UEPXB	\$1.79	\$9.93	\$9.19	\$3.66	\$2.92			\$20.35	\$10.54	\$13.32	\$1.40
2-Wire Voice Unbundled PBX LD DDD Terminals Port	Exchange Ports - 2-Wire Analog Line Port (PBX)			UEPSP	UEPXC	\$1.79	\$9.93	\$9.19	\$3.66	\$2.92			\$20.35	\$10.54	\$13.32	\$1.40
2-Wire Voice Unbundled PBX LD Terminal Switchboard Port	Exchange Ports - 2-Wire Analog Line Port (PBX)			UEPSP	UEPXD	\$1.79	\$9.93	\$9.19	\$3.66	\$2.92			\$20.35	\$10.54	\$13.32	\$1.40
2-Wire Voice Unbundled PBX LD Terminal Switchboard IDD Capable Port	Exchange Ports - 2-Wire Analog Line Port (PBX)			UEPSP	UEPXE	\$1.79	\$9.93	\$9.19	\$3.66	\$2.92			\$20.35	\$10.54	\$13.32	\$1.40
2-Wire Voice Unbundled 2-Way PBX Hotel/Hospital Economy Administrative Calling Port	Exchange Ports - 2-Wire Analog Line Port (PBX)			UEPSP	UEPXL	\$1.79	\$9.93	\$9.19	\$3.66	\$2.92			\$20.35	\$10.54	\$13.32	\$1.40
2-Wire Voice Unbundled 2-Way PBX Hotel/Hospital Economy Room Calling Port	Exchange Ports - 2-Wire Analog Line Port (PBX)			UEPSP	UEPXM	\$1.79	\$9.93	\$9.19	\$3.66	\$2.92			\$20.35	\$10.54	\$13.32	\$1.40
2-Wire Voice Unbundled 1-Way Outgoing PBX Hotel/Hospital Economy Admin Calling Port TN Calling Port	Exchange Ports - 2-Wire Analog Line Port (PBX)			UEPSP	UEPXN	\$1.79	\$9.93	\$9.19	\$3.66	\$2.92			\$20.35	\$10.54	\$13.32	\$1.40
2-Wire Voice Unbundled 1-Way Outgoing PBX Hotel/Hospital Discount Room Calling Port	Exchange Ports - 2-Wire Analog Line Port (PBX)			UEPSP	UEPXO	\$1.79	\$9.93	\$9.19	\$3.66	\$2.92			\$20.35	\$10.54	\$13.32	\$1.40
2-Wire Voice Unbundled 1-Way Outgoing PBX Measured Port	Exchange Ports - 2-Wire Analog Line Port (PBX)			UEPSP	UEPXS	\$1.79	\$9.93	\$9.19	\$3.66	\$2.92			\$20.35	\$10.54	\$13.32	\$1.40
2-Wire Voice Unbundled PBX Collierville and Memphis Calling Port	Exchange Ports - 2-Wire Analog Line Port (PBX)			UEPSP	UEPXU	\$1.79	\$9.93	\$9.19	\$3.66	\$2.92			\$20.35	\$10.54	\$13.32	\$1.40
2-Wire Voice Unbundled 2-Way PBX Tennessee Region Serv Calling Port	Exchange Ports - 2-Wire Analog Line Port (PBX)			UEPSP	UEPXV	\$1.79	\$9.93	\$9.19	\$3.66	\$2.92			\$20.35	\$10.54	\$13.32	\$1.40
Subsequent Activity		*		UEPSP	USASC		\$10.00	\$10.00								

Unbundled Network Elements
TENNESSEE

UNBUNDLED NETWORK ELEMENT	UNBUNDLED NETWORK ELEMENT AS STATED IN DOCKET 97-01262	Not in TRA Docket 97-01262	Zone	BCS	USOC	RATES					OSS RATES					
						Nonrecurring		Nonrecurring			Svc Order Submitted Elec per LSR	Svc Order Submitted Manually per LSR	Incremental Charge - Manual Svc Order vs. Electronic-1st	Incremental Charge - Manual Svc Order vs. Electronic-Add'l	Incremental Charge - Manual Svc Order vs. Electronic-Disc 1st	Incremental Charge - Manual Svc Order vs. Electronic-Disc Add'l
						Rec	First	Add'l	First	Add'l						
						Rec	First	Add'l	First	Add'l	Disconnect	SOMECH	SOMAN	SOMAN	SOMAN	SOMAN
All Available Vertical Features	[Exchange Ports includes all Applicable Features.]			UEPSP	UEPVF	\$0.00	\$0.00	\$0.00								
Exchange Ports - Coin Port	Exchange Ports - Coin Port					\$2.11	\$9.93	\$9.19	\$3.66	\$2.92			\$20.35	\$10.54	\$13.32	\$1.40
UNBUNDLED LOCAL SWITCHING, PORT USAGE																
End Office Switching (Port Usage)																
End Office Switching Function, Per MOU	End Office Switching Function					\$0.0008041										
End Office Trunk Port - Shared, Per MOU	End Office Interoffice Trunk Port - Shared, per MOU															
Tandem Switching (Port Usage) (Local or Access Tandem)																
Tandem Switching Function Per MOU	Tandem Switching Function					\$0.0009778										
Tandem Trunk Port - Shared, Per MOU	Tandem Interoffice Trunk Port - Shared, per MOU															
UNBUNDLED TRANSPORT																
COMMON TRANSPORT (Shared)																
Common Transport - Per Mile, Per MOU	Common Transport - per mile, per MOU					\$0.0000064										
Common Transport - Facilities Termination Per MOU	Common Transport - Facilities Termination per MOU					\$0.0003871										
INTEROFFICE CHANNEL - DEDICATED TRANSPORT - VOICE GRADE																
Interoffice Channel - Dedicated Transport - 2-Wire Voice Grade - Per Mile per month	Interoffice Transport - Dedicated - Voice Grade - per mile per MOU			U1TVX	1L5XX	\$0.0174										
Interoffice Channel - Dedicated Transport- 2-Wire Voice Grade - Facility Termination per month	Interoffice Transport - Dedicated - 2-Wire Voice Grade - Facility Termination			U1TVX	U1TV2	\$18.58	\$55.39	\$17.37	\$27.96	\$3.51			\$20.35	\$21.09	\$9.80	\$10.54
Interoffice Channel - Dedicated Transport- 1-Wire Voice Grade Rev Bat. - Per Mile per month	Interoffice Transport - Dedicated - Voice Grade - per mile per MOU			U1TVX	1L5XX	\$0.0174										
Interoffice Channel - Dedicated Transport- 2-Wire Voice Grade Rev Bat.-Facility Termination per month	Interoffice Transport - Dedicated - 2-Wire Voice Grade - Facility Termination			U1TVX	U1TR2	\$18.58	\$55.39	\$17.37	\$27.96	\$3.51			\$20.35	\$21.09	\$9.80	\$10.54
INTEROFFICE CHANNEL - DEDICATED TRANSPORT- 56/64 KBPS																
Interoffice Channel - Dedicated Transport - 56 kbps - per mile per month	Interoffice Transport - Dedicated - DSO - 56/64 kbps - per mile			U1TDX	1L5XX	\$0.0174										
Interoffice Channel - Dedicated Transport - 56 kbps - Facility Termination per month	Interoffice Transport - Dedicated - DSO - 56/64 kbps - Facility Termination			U1TDX	U1TD5	\$17.98	\$55.39	\$17.37	\$27.96	\$3.51			\$20.35	\$21.09	\$9.80	\$10.54
Interoffice Channel - Dedicated Transport - 64 kbps - per mile per month	Interoffice Transport - Dedicated - DSO - 56/64 kbps - per mile			U1TDX	1L5XX	\$0.0174										
Interoffice Channel - Dedicated Transport - 64 kbps - Facility Termination per month	Interoffice Transport - Dedicated - DSO - 56/64 kbps - Facility Termination			U1TDX	U1TD6	\$17.98	\$55.39	\$17.37	\$27.96	\$3.51			\$20.35	\$21.09	\$9.80	\$10.54
INTEROFFICE CHANNEL - DEDICATED TRANSPORT - DS1																
Interoffice Channel - Dedicated Channel DS1 - Per Mile per month	Interoffice Transport - Dedicated - DS1 - per mile			U1TD1	1L5XX	\$0.3562										
Interoffice Channel - Dedicated Transport - DS1 - Facility Termination per month	Interoffice Transport - Dedicated - DS1 - Facility Termination			U1TD1	U1TF1	\$77.86	\$112.40	\$76.27	\$19.55	\$14.99			\$20.35	\$21.09	\$9.80	\$10.54

Unbundled Network Elements
TENNESSEE

	UNBUNDLED NETWORK ELEMENT	UNBUNDLED NETEORK ELEMENT AS STATED IN DOCKET 97-01262	Not in TRA Docket 97-01262	Zone	BCS	USOC	RATES					OSS RATES												
							Nonrecurring		Nonrecurring			Svc Order Submitted Elec per LSR	Svc Order Submitted Manually per LSR	Incremental Charge - Manual Svc Order vs. Electronic-1st	Incremental Charge - Manual Svc Order vs. Electronic-Add'l	Incremental Charge - Manual Svc Order vs. Electronic-Disc 1st	Incremental Charge - Manual Svc Order vs. Electronic-Disc Add'l							
							Rec	First	Add'l	First	Add'l							Disconnect						
LOCAL CHANNEL - DEDICATED TRANSPORT																								
	Local Channel - Dedicated - 2-Wire Voice Grade per month	Local Channel - Dedicated - 2 Wire Voice Grade [shown here deaveraged]			ULDVX	ULDV2	\$17.18	\$199.33	\$24.16	\$54.81	\$4.80			\$20.35	\$10.54	\$13.30	\$0.00							
	Local Channel - Dedicated - 2-Wire Voice Grade Rev. Bat. Per month	Local Channel - Dedicated - 2 Wire Voice Grade [shown here deaveraged]			ULDVX	ULDR2	\$17.18	\$199.33	\$24.16	\$54.81	\$4.80			\$20.35	\$10.54	\$13.30	\$0.00							
	Local Channel - Dedicated - 4-Wire Voice Grade per month	Local Channel - Dedicated - 4 Wire Voice Grade [shown here deaveraged]			ULDVX	ULDV4	\$18.18	\$201.53	\$24.83	\$55.52	\$5.51			\$20.35	\$10.54	\$13.30	\$0.00							
	Local Channel - Dedicated - DS1 per month	Local Channel - Dedicated DS1 [shown here deaveraged]			ULDD1	ULDF1	\$36.24	\$277.35	\$233.26	\$33.18	\$22.30			\$45.68	\$1.76	\$21.75	\$1.76							
MULTIPLEXERS																								
	Channelization - DS1 to DS0 Channe System	Channelization - Channel Systerr DS1 to DS0			UXTD1	MQ1	\$80.77	\$141.87	\$77.11	\$14.51	\$13.46			\$20.35	\$9.80	\$11.49	\$1.18							
	OCU-DP COCI (data) - DS1 to DS0 Channel System - per month (2.4-64kbs)	Interface Unit - Interface DS1 to DSO - OCU - DP Card			UDL	1D1DD	\$1.82	\$6.07	\$4.66					\$20.35	\$9.80	\$11.49	\$1.18							
	2-wire ISDN COCI (BRITE) - DS1 to DS0 Channel System - per month	Interface Unit - Interface DS1 to DSO - Brite Card			UDN	UC1CA	\$3.10	\$6.07	\$4.66					\$20.35	\$9.80	\$11.49	\$1.18							
	Voice Grade COCI - DS1 to DS0 Channel System - per month	Interface Unit - Interface DS1 to DSO - Voice Grade Card			UEA	1D1VG	\$.91	\$6.07	\$4.66					\$20.35	\$9.80	\$11.49	\$1.18							
	DS3 to DS1 Channel System per month	Channelization - Channel Systerr DS3 to DS1			UXTD3	MQ3	\$222.98	\$308.03	\$108.47	\$44.47	\$42.62			\$20.35	\$9.80	\$11.49	\$1.18							
	STS1 to DS1 Channel System per month	Channelization - Channel Systerr DS3 to DS1			UXTS1	MQ3	\$222.98	\$308.03	\$108.47	\$44.47	\$42.62			\$20.35	\$9.80	\$11.49	\$1.18							
	DS3 Interface Unit (DS1 COCI) used with Loop per month	Interface Unit - Interface DS3 to DS1			USL	UC1D1	\$17.58	\$6.07	\$4.66					\$20.35	\$9.80	\$11.49	\$1.18							
	DS3 Interface Unit (DS1 COCI) used with Local Channel per month	Interface Unit - Interface DS3 to DS1			ULDD1	UC1D1	\$17.58	\$6.07	\$4.66					\$20.35	\$9.80	\$11.49	\$1.18							
	DS3 Interface Unit (DS1 COCI) used with Interoffice Channel per month	Interface Unit - Interface DS3 to DS1			U1TD1	UC1D1	\$17.58	\$6.07	\$4.66					\$20.35	\$9.80	\$11.49	\$1.18							
DARK FIBER																								
	Dark Fiber, Four Fiber Strands, Per Route Mile or Fraction Thereof per month - Local Channel	Dark Fiber, per 4 fiber strands, per route mile or fraction thereof			UDF	1L5DC	\$53.23																	
	NRC Dark Fiber - Local Channel	Dark Fiber, per 4 fiber strands, per route mile or fraction thereof			UDF	UDFC4		\$1,219.22	\$169.75	\$453.22	\$339.34													
	Dark Fiber, Four Fiber Strands, Per Route Mile or Fraction Thereof per month - Interoffice Channel	Dark Fiber, per 4 fiber strands, per route mile or fraction thereof			UDF	1L5DF	\$53.23																	
	NRC Dark Fiber - Interoffice Channel	Dark Fiber, per 4 fiber strands, per route mile or fraction thereof			UDF	UDF14		\$1,219.22	\$169.75	\$453.22	\$339.34													
	Dark Fiber, Four Fiber Strands, Per Route Mile or Fraction Thereof per month - Local Loop	Dark Fiber, per 4 fiber strands, per route mile or fraction thereof			UDF	1L5DL	\$53.23																	
	NRC Dark Fiber - Local Loop	Dark Fiber, per 4 fiber strands, per route mile or fraction thereof			UDF	UDFL4		\$1,219.22	\$169.75	\$453.22	\$339.34													
8XX ACCESS TEN DIGIT SCREENING																								
	8XX Access Ten Digit Screening, Per Call	800 Access Ten digit screening (800 ATDS) per call					\$0.0005192																	

Unbundled Network Elements
TENNESSEE

UNBUNDLED NETWORK ELEMENT	UNBUNDLED NETWORK ELEMENT AS STATED IN DOCKET 97-01262	Not in TRA Docket 97-01262	Zone	BCS	USOC	RATES				OSS RATES					
						Nonrecurring		Disconnect		Svc Order Submitted Elec per LSR	Svc Order Submitted Manually per LSR	Incremental Charge - Manual Svc Order vs. Electronic-1st	Incremental Charge - Manual Svc Order vs. Electronic-Add'l	Incremental Charge - Manual Svc Order vs. Electronic-Disc 1st	Incremental Charge - Manual Svc Order vs. Electronic-Disc Add'l
						Rec	First	Add'l	First						
						SOMEC	SOMAN	SOMAN	SOMAN	SOMAN	SOMAN				
8XX Access Ten Digit Screening, Reservation Charge Per 8XX Number Reserved	800 Access Ten digit screening Reservation Charge per 800 Number Reserved				N8R1X		\$5.21	\$0.76					\$20.35		
8XX Access Ten Digit Screening, Per 8XX No. Established W/O POTS Translations	800 Access Ten digit screening per 800 # established w/o POTS Translations						\$11.47	\$1.46	\$7.34	\$0.7602			\$20.35	\$13.28	
8XX Access Ten Digit Screening, Per 8XX No. Established With POTS Translations	800 Access Ten digit screening per 800 # established with POTS Translations				N8FTX		\$11.47	\$1.46	\$7.34	\$0.7602			\$20.35	\$13.28	
8XX Access Ten Digit Screening, Customized Area of Service Per 8XX Number	800 Access Ten digit screening Customized Area of Service per 800 Number				N8FCX		\$4.47	\$2.24							
8XX Access Ten Digit Screening, Multiple InterLATA CXR Routing Per CXR Requested Per 8XX No.	800 ATDS, Multiple InterLATA CXR Routing per CXR Requested per 800 #				N8FMX		\$5.23	\$3.00							
8XX Access Ten Digit Screening, Change Charge Per Request	800 Access Ten digit screening, Change Charge per Request				N8FAX		\$5.97	\$0.76					\$20.35		
8XX Access Ten Digit Screening, Call Handling and Destination Features	800 Access Ten digit screening, Call Handling and Destination Features				N8FDX		\$4.47								
LINE INFORMATION DATA BASE ACCESS (LIDB)															
LIDB Common Transport Per Query	LIDB Common Transport per Query				OQT	\$0.0000354									
LIDB Validation Per Query	LIDB Validation per Query				OQU	\$0.0117403									
LIDB Originating Point Code Establishment or Change	LIDB Originating Point Code Establishment or Change						\$49.03						\$20.35		
SIGNALING (CCS7)															
CCS7 Signaling Termination, Per STP Port	CCS7 Signaling Termination per STP Port					\$138.41									
CCS7 Signaling Usage, Per TCAP Message	CCS7 Signaling Usage per TCAP Message					\$0.0000916									
CCS7 Signaling Connection, Per link (A link)	CCS7 Signaling Connection per 56 kbps facility					\$17.84	\$130.84						\$20.35		
CCS7 Signaling Connection, Per link (B link) (also known as D link)	CCS7 Signaling Connection per 56 kbps facility					\$17.84	\$130.84						\$20.35		
CCS7 Signaling Usage, Per ISUP Message	CCS7 Signaling Usage, per call setup message					\$0.0000373									
CCS7 Signaling Usage Surrogate, per link per LATA	CCS7 Signaling Usage Surrogate, per 56 kbps facility per LATA per month					\$352.30							\$20.35		
SELECTIVE ROUTING															
Selective Routing Per Unique Line Class Code Per Request Per Switch	Selective Routing (Interim Solution Line Class Codes) per Unique Line Class Code per Request per Switch				USRCR	\$179.60							\$20.35		
AIN - BELLSOUTH AIN SMS ACCESS SERVICE															
AIN SMS Access Service - Service Establishment, Per State, Initial Setup	AIN SMS Access Service - Service Establishment, per State, Initial Setup				CAMSE	\$135.56									
AIN SMS Access Service - Port Connection - Dial/Shared Access	AIN SMS Access Service - Port Connection - Dial/Shared Access				CAMDP	\$41.75									
AIN SMS Access Service - Port Connection - ISDN Access	AIN SMS Access Service - Port Connection - ISDN Access				CAM1P	\$41.75									

Unbundled Network Elements
TENNESSEE

UNBUNDLED NETWORK ELEMENT	UNBUNDLED NETWORK ELEMENT AS STATED IN DOCKET 97-01262	Not in TRA Docket 97-01262	Zone	BCS	USOC	RATES				OSS RATES								
						Nonrecurring		Nonrecurring		Svc Order Submitted Elec per LSR	Svc Order Submitted Manually per LSR	Incremental Charge - Manual Svc Order vs. Electronic-1st	Incremental Charge - Manual Svc Order vs. Electronic-Add'l	Incremental Charge - Manual Svc Order vs. Electronic-Disc 1st	Incremental Charge - Manual Svc Order vs. Electronic-Disc Add'l			
						Rec	First	Add'l	First							Add'l		
						Nonrecurring		Disconnect		SOMECE	SOMAN	SOMAN	SOMAN	SOMAN	SOMAN			
AIN SMS Access Service - User Identification Codes - Per User ID Code	AIN SMS Access Service - User Identification Codes - Per User ID Code				CAMAU		\$96.63											
AIN SMS Access Service - Security Card, Per User ID Code, Initial or Replacement	AIN SMS Access Service - Security Card, per User ID Code, Initial or Replacement				CAMRC		\$113.67											
AIN SMS Access Service - Storage, Per Unit (100 Kilobytes)	AIN SMS Access Service - Storage, per unit (100 kilobytes)						\$0.0024											
AIN SMS Access Service - Session, Per Minute	AIN SMS Access Service - Session, per minute						\$0.0820123											
AIN SMS Access Service - Company Performed Session, Per Minute	AIN SMS Access Service - company performed session, per minute						\$2.27											
AIN - BELLSOUTH AIN TOOLKIT SERVICE																		
AIN Toolkit Service - Service Establishment Charge, Per State, Initial Setup	AIN TS - Service Establishment Charge per State, Initial Setup				BAPSC		\$132.04											
AIN Toolkit Service - Training Session, Per Customer	AIN TS - Training Session, per Customer				BAPVX		\$7,915											
AIN Toolkit Service - Trigger Access Charge, Per Trigger, Per DN, Term. Attempt	AIN TS - Trigger Access Charge, per Trigger per DN, Term Attempt				BAPTT		\$31.21											
AIN Toolkit Service - Trigger Access Charge, Per Trigger, Per DN, Off-Hook Delay	AIN TS - Trigger Access Charge, per Trigger per DN, Off Hook Delay				BAPTD		\$31.21											
AIN Toolkit Service - Trigger Access Charge, Per Trigger, Per DN, Off-Hook Immediate	AIN TS - Trigger Access Charge, per Trigger per DN, Off Hook Immediate				BAPTM		\$31.21											
AIN Toolkit Service - Trigger Access Charge, Per Trigger, Per DN, 10-Digit PODP	AIN TS - Trigger Access Charge, per Trigger per DN, 10-Digit PODP				BAPTO		\$85.24											
AIN Toolkit Service - Trigger Access Charge, Per Trigger, Per DN, CDP	AIN TS - Trigger Access Charge, per Trigger per DN, CDP				BAPTC		\$85.24											
AIN Toolkit Service - Trigger Access Charge, Per Trigger, Per DN, Feature Code	AIN TS - Trigger Access Charge, per Trigger per DN, Feature Code				BAPTF		\$85.24											
AIN Toolkit Service - Query Charge, Per Query	AIN TS - Query Charge, Per Query						\$0.0211882											
AIN Toolkit Service - Type 1 Node Charge, Per AIN Toolkit Subscription, Per Node, Per Query	AIN TS - Type 1 Node Charge, per AIN Toolkit subscription, per Node, per query						\$0.0054774											
AIN Toolkit Service - SCP Storage Charge, Per SMS Access Account, Per 100 Kilobytes	AIN TS - SCP Storage charge, per SMS access account, per 100 kilobytes						\$1.50											
AIN Toolkit Service - Monthly report - Per AIN Toolkit Service Subscription	AIN TS - Monthly Report - per AIN TS Subscription				BAPMS	\$17.43	\$33.52											
AIN Toolkit Service - Special Study - Per AIN Toolkit Service Subscription	AIN TS - Special Study - per AIN TS Subscription				BAPLS	\$0.1321116	\$36.23											
AIN Toolkit Service - Call Event Report - Per AIN Toolkit Service Subscription	AIN TS - Call Event Report - per AIN TS Subscription				BAPDS	\$17.35	\$33.52											
AIN Toolkit Service - Call Event Special Study - Per AIN Toolkit Service Subscription	AIN TS - Call Event Special Study per AIN TS Subscription				BAPES	\$0.0511435	\$36.23											
ODUF/EDOUF/ADUF/CMDS																		
OPTIONAL DAILY USAGE FILE (ODUF)																		

Unbundled Network Elements
TENNESSEE

UNBUNDLED NETWORK ELEMENT	UNBUNDLED NETWORK ELEMENT AS STATED IN DOCKET 97-01262	Not in TRA Docket 97-01262	Zone	BCS	USOC	RATES				OSS RATES						
						Nonrecurring		Disconnect		Svc Order Submitted Elec per LSR	Svc Order Submitted Manually per LSR	Incremental Charge - Manual Svc Order vs. Electronic-1st	Incremental Charge - Manual Svc Order vs. Electronic-Add'l	Incremental Charge - Manual Svc Order vs. Electronic-Disc 1st	Incremental Charge - Manual Svc Order vs. Electronic-Disc Add'l	
						Rec	First	Add'l	First							Add'l
						SOMECE	SOMAN	SOMAN	SOMAN	SOMAN	SOMAN					
ODUF: Recording, per message	OSS OLEC Daily Usage File Recording per message					\$0.0000044										
ODUF: Message Processing, per message	OSS OLEC Daily Usage File Message Distribution per message					\$0.0027366										
ODUF: Message Processing, per Magnetic Tape provisioned	OSS OLEC Daily Usage File Message Distribution per magnetic tape provisioned					\$52.75										
ODUF: Data Transmission (CONNECT:DIRECT), per message	OSS OLEC Daily Usage File Data Transmission (Connect: Direct), per message					\$0.0000339										
UNBUNDLED PORT/LOOP COMBINATIONS - COST BASED RATES																
Cost Based Rates are applied where BellSouth is required by FCC and/or State Commission rule to provide Unbundled Local Switching or Switch Ports. BellSouth is required to offer unbundled port/loop combinations that are Currently Combined in Tennessee unless the end user has four or more DS0 equivalent lines and is in Zone 1 of one of the Top 8 MSAs in BellSouth's region.																
In the absence of ordered rates by a State Commission, the recurring rates for combination of port/loop network elements will be the sum of the recurring rates for the UNEs which make up the combinations, and the nonrecurring rates shall be as set forth in this section.																
Vertical features shall apply to the Unbundled Port/Loop Combination - Cost Based Rate section in the same manner as they are applied to the Stand-Alone Unbundled Port section of this Rate Exhibit.																
End Office and Tandem Switching Usage and Common Transport Usage rates in the Port section of this rate exhibit shall apply to all combinations of loop/port network elements except for UNE Coin Port/Loop Combinations which have a flat rate usage charge (USOC: URECU).																
For Currently Combined Combs in TN, the nonrecurring charges shall be those identified in the Nonrecurring Charges - Currently Combined sections.																
2-WIRE VOICE GRADE LOOP WITH 2-WIRE LINE PORT (RES)																
UNE Port/Loop Combination Rates																
	2-Wire VG Loop/Port Combo - Zone 1	2-Wire Voice Grade Loop with 2-Wire Line Port - Zone 1		1		\$14.18										
	2-Wire VG Loop/Port Combo - Zone 2	2-Wire Voice Grade Loop with 2-Wire Line Port - Zone 2		2		\$18.01										
	2-Wire VG Loop/Port Combo - Zone 3	2-Wire Voice Grade Loop with 2-Wire Line Port - Zone 3		3		\$23.02										
UNE Loop Rates																
	2-Wire Voice Grade Loop (SL1) - Zone 1		**	1	UEPRX	UEPLX	\$12.29									
	2-Wire Voice Grade Loop (SL1) - Zone 2		**	2	UEPRX	UEPLX	\$16.12									
	2-Wire Voice Grade Loop (SL1) - Zone 3		**	3	UEPRX	UEPLX	\$21.13									

Unbundled Network Elements
TENNESSEE

UNBUNDLED NETWORK ELEMENT	UNBUNDLED NETWORK ELEMENT AS STATED IN DOCKET 97-01262	Not in TRA Docket 97-01262	Zone	BCS	USOC	RATES				OSS RATES										
						Nonrecurring		Disconnect		Svc Order Submitted Elec per LSR	Svc Order Submitted Manually per LSR	Incremental Charge - Manual Svc Order vs. Electronic-1st	Incremental Charge - Manual Svc Order vs. Electronic-Add'l	Incremental Charge - Manual Svc Order vs. Electronic-Disc 1st	Incremental Charge - Manual Svc Order vs. Electronic-Disc Add'l					
						Rec	First	Add'l	First							Add'l				
						SOMECC	SOMAN	SOMAN	SOMAN	SOMAN	SOMAN									
2-Wire Voice Grade Line Port Rates (Res)																				
2-Wire voice unbundled port - residence		**		UEPRX	UEPRL	\$1.89														
2-Wire voice unbundled port with Caller ID res		**		UEPRX	UEPRC	\$1.89														
2-Wire voice unbundled port outgoing only res		**		UEPRX	UEPRO	\$1.89														
2-Wire voice Grade unbundled Tennessee extended local dialing parity port with Caller ID - res		**		UEPRX	UEPAQ	\$1.89														
2-Wire voice unbundled Tennessee Area Calling port with Caller ID - res (F2R)		**		UEPRX	UEPAK	\$1.89														
2-Wire voice unbundled Tennessee Area Calling port with Caller ID - res (TACER)		**		UEPRX	UEPAL	\$1.89														
2-Wire voice unbundled Tennessee Area Calling port with Caller ID - res (TACSR)		**		UEPRX	UEPAM	\$1.89														
2-Wire voice unbundled Tennessee Area Calling port with Caller ID - res (1MF2X)		**		UEPRX	UEPAN	\$1.89														
2-Wire voice unbundled Tennessee Area Calling port with Caller ID - res (2MR)		**		UEPRX	UEPAO	\$1.89														
2-Wire voice unbundles res, low usage line port with Caller ID (LUM)		**		UEPRX	UEPAP	\$1.89														
FEATURES																				
All Available Vertical Features	[Exchange Ports includes all Applicable Features.]	**		UEPRX	UEPVF	\$0.00	\$0.00	\$0.00												
LOCAL NUMBER PORTABILITY																				
Local Number Portability (1 per port)		**		UEPRX	LNPCX	\$0.35														
NONRECURRING CHARGES (NRCs) - CURRENTLY COMBINED																				
2-Wire Voice Grade Loop / Line Port Combination - Conversion - Switch-as-is	2-Wire Voice Grade Loop/Line Port Combo - Switch-as-is			UEPRX	USAC2		\$1.03	\$0.29				\$30.89	\$7.03							
2-Wire Voice Grade Loop / Line Port Combination - Conversion - Switch with change		*		UEPRX	USACC		\$1.03	\$0.29				\$30.89	\$7.03							
2-Wire Voice Grade Loop / Line Port Combination - Conversion - Subsequent Database Update	2-Wire Voice Grade Loop/Line Port Combo - Subsequent Database Update						\$0.76					\$7.97								
ADDITIONAL NRCs																				
2-Wire Voice Grade Loop/Line Port Combination - Subsequent Activity		**		UEPRX	USAS2		\$10.00	\$10.00												
2-WIRE VOICE GRADE LOOP WITH 2-WIRE LINE PORT (BUS)																				
UNE Port/Loop Combination Rates																				
2-Wire VG Loop/Port Combo - Zone 1	2-Wire Voice Grade Loop with 2 Wire Line Port - Zone 1		1			\$14.18														
2-Wire VG Loop/Port Combo - Zone 2	2-Wire Voice Grade Loop with 2 Wire Line Port - Zone 2		2			\$18.01														
2-Wire VG Loop/Port Combo - Zone 3	2-Wire Voice Grade Loop with 2 Wire Line Port - Zone 3		3			\$23.02														
UNE Loop Rates																				
2-Wire Voice Grade Loop (SL1) - Zone 1		**	1	UEPBX	UEPLX	\$12.29														
2-Wire Voice Grade Loop (SL1) - Zone 2		**	2	UEPBX	UEPLX	\$16.12														

Unbundled Network Elements
TENNESSEE

UNBUNDLED NETWORK ELEMENT	UNBUNDLED NETWORK ELEMENT AS STATED IN DOCKET 97-01262	Not in TRA Docket 97-01262	Zone	BCS	USOC	RATES				OSS RATES								
						Rec	Nonrecurring		Disconnect		Svc Order Submitted Elec per LSR	Svc Order Submitted Manually per LSR	Incremental Charge - Manual Svc Order vs. Electronic-1st	Incremental Charge - Manual Svc Order vs. Electronic-Add'l	Incremental Charge - Manual Svc Order vs. Electronic-Disc 1st	Incremental Charge - Manual Svc Order vs. Electronic-Disc Add'l		
							First	Add'l	First	Add'l								
							SOMAN											
2-Wire Voice Grade Loop (SL1) - Zone 3		**	3	UEPBX	UEPLX	\$21.13												
2-Wire Voice Grade Line Port (Bus)																		
2-Wire voice unbundled port without Caller ID - bus		**		UEPBX	UEPBL	\$1.89												
2-Wire voice unbundled port with Caller ID - bus		**		UEPBX	UEPBC	\$1.89												
2-Wire voice unbundled port outgoing only bus		**		UEPBX	UEPBO	\$1.89												
2-Wire voice Grade unbundled Tennessee extended local dialing parity port with Caller ID - bus		**		UEPBX	UEPAV	\$1.89												
2-Wire voice unbundled incoming only port with Caller ID - Bus		**		UEPBX	UEPB1	\$1.89												
2-Wire voice unbundled Tennessee Bus 2 Way Area Calling Port Economy Option (TACC1)		**		UEPBX	UEPAC	\$1.89												
2-Wire voice unbundled Tennessee Bus 2 Way Area Calling Port Standard Option (TACC2)		**		UEPBX	UEPAD	\$1.89												
2-Wire voice unbundled Tennessee Bus 2 Way Collierville and Memphis Local Calling Port (B2F)		**		UEPBX	UEPAE	\$1.89												
LOCAL NUMBER PORTABILITY																		
Local Number Portability (1 per port)		**		UEPBX	LNPCX	\$0.35												
FEATURES																		
All Available Vertical Features	[Exchange Ports includes all Applicable Features.]	**		UEPBX	UEPVF	\$0.00	\$0.00	\$0.00										
NONRECURRING CHARGES (NRCs) - CURRENTLY COMBINED																		
2-Wire Voice Grade Loop / Line Port Combination - Conversion - Switch-as-is	2-Wire Voice Grade Loop/Line Port Combo - Switch-as-is			UEPBX	USAC2	\$1.03	\$0.29					\$30.89	\$7.03					
2-Wire Voice Grade Loop / Line Port Combination - Conversion - Switch with change		*		UEPBX	USACC	\$1.03	\$0.29					\$30.89	\$7.03					
2-Wire Voice Grade Loop / Line Port Combination - Subsequent Database Update	2-Wire Voice Grade Loop/Line Port Combo - Subsequent Database Update					\$0.76						\$7.97						
ADDITIONAL NRCs																		
2-Wire Voice Grade Loop/Line Port Combination - Subsequent Activity		**		UEPBX	USAS2	\$10.00	\$10.00											
2-WIRE VOICE GRADE LOOP WITH 2-WIRE LINE PORT (RES - PBX)																		
UNE Port/Loop Combination Rates																		
2-Wire VG Loop/Port Combo - Zone 1	2-Wire Voice Grade Loop with 2 Wire Line Port - Zone 1		1			\$14.18												
2-Wire VG Loop/Port Combo - Zone 2	2-Wire Voice Grade Loop with 2 Wire Line Port - Zone 2		2			\$18.01												
2-Wire VG Loop/Port Combo - Zone 3	2-Wire Voice Grade Loop with 2 Wire Line Port - Zone 3		3			\$23.02												
UNE Loop Rates																		
2-Wire Voice Grade Loop (SL 1) - Zone 1		**	1	UEPRG	UEPLX	\$12.39												

Unbundled Network Elements
TENNESSEE

UNBUNDLED NETWORK ELEMENT	UNBUNDLED NETWORK ELEMENT AS STATED IN DOCKET 97-01262	Not in TRA Docket 97-01262	Zone	BCS	USOC	RATES				OSS RATES						
						Rec	Nonrecurring		Disconnect		Svc Order Submitted Elec per LSR	Svc Order Submitted Manually per LSR	Incremental Charge - Manual Svc Order vs. Electronic-1st	Incremental Charge - Manual Svc Order vs. Electronic-Add'l	Incremental Charge - Manual Svc Order vs. Electronic-Disc 1st	Incremental Charge - Manual Svc Order vs. Electronic-Disc Add'l
							First	Add'l	First	Add'l						
							SOMECH	SOMAN	SOMECH	SOMAN						
2-Wire Voice Grade Loop (SL 1) - Zone 2		**	2	UEPRG	UEPLX	\$16.22										
2-Wire Voice Grade Loop (SL 1) - Zone 3		**	3	UEPRG	UEPLX	\$21.23										
2-Wire Voice Grade Line Port Rates (RES - PBX)																
2-Wire VG Unbundled Combination 2-Way PBX Trunk Port - Res		**		UEPRG	UEPRD	\$1.79										
LOCAL NUMBER PORTABILITY																
Local Number Portability (1 per port)		**		UEPRG	LNPCP	\$3.15										
FEATURES																
All Available Vertical Features	[Exchange Ports includes all Applicable Features.]	**		UEPRG	UEPVF	\$0.00	\$0.00	\$0.00								
NONRECURRING CHARGES (NRCs) - CURRENTLY COMBINED																
2-Wire Voice Grade Loop/ Line Port Combination (PBX) - Conversion - Switch-As-Is	2-Wire Voice Grade Loop/Line Port Combo - Switch-as-is			UEPRG	USAC2		\$1.03	\$0.29				\$30.89	\$7.03			
2-Wire Voice Grade Loop/ Line Port Combination (PBX) - Conversion - Switch with Change		*		UEPRG	USACC		\$1.03	\$0.29				\$30.89	\$7.03			
2-Wire Voice Grade Loop / Line Port Combination - Conversion - Subsequent Database Update	2-Wire Voice Grade Loop/Line Port Combo - Subsequent Database Update						\$0.76					\$7.97				
ADDITIONAL NRCs																
2-Wire Voice Grade Loop/ Line Port Combination (PBX) - Subsequent Activity		**		UEPRG	USAS2		\$10.00	\$10.00				\$30.89	\$7.03			
2-WIRE VOICE GRADE LOOP WITH 2-WIRE LINE PORT (BUS - PBX)																
UNE Port/Loop Combination Rates																
2-Wire VG Loop/Port Combo - Zone 1	2-Wire Voice Grade Loop with 2 Wire Line Port - Zone 1		1			\$14.18										
2-Wire VG Loop/Port Combo - Zone 2	2-Wire Voice Grade Loop with 2 Wire Line Port - Zone 2		2			\$18.01										
2-Wire VG Loop/Port Combo - Zone 3	2-Wire Voice Grade Loop with 2 Wire Line Port - Zone 3		3			\$23.02										
UNE Loop Rates																
2-Wire Voice Grade Loop (SL 1) - Zone 1		**	1	UEPPX	UEPLX	\$12.39										
2-Wire Voice Grade Loop (SL 1) - Zone 2		**	2	UEPPX	UEPLX	\$16.22										
2-Wire Voice Grade Loop (SL 1) - Zone 3		**	3	UEPPX	UEPLX	\$21.23										
2-Wire Voice Grade Line Port Rates (BUS - PBX)																
Line Side Unbundled Combination 2-Way PBX Trunk Port - Bus		**		UEPPX	UEPPC	\$1.79										
Line Side Unbundled Outward PBX Trunk Port - Bus		**		UEPPX	UEPPO	\$1.79										
Line Side Unbundled Incoming PBX Trunk Port - Bus		**		UEPPX	UEPP1	\$1.79										
2-Wire Voice Unbundled PBX LD Terminal Ports		**		UEPPX	UEPLD	\$1.79										
2-Wire Voice Unbundled 2-Way Combination PBX Tennessee Calling Port		**		UEPPX	UEPT2	\$1.79										
2-Wire Voice Unbundled 1-Way Outgoing PBX Tennessee Calling Port		**		UEPPX	UEPTO	\$1.79										

Unbundled Network Elements
TENNESSEE

UNBUNDLED NETWORK ELEMENT	UNBUNDLED NETWORK ELEMENT AS STATED IN DOCKET 97-01262	Not in TRA Docket 97-01262	Zone	BCS	USOC	RATES				OSS RATES						
						Rec	Nonrecurring		Nonrecurring		Svc Order Submitted Elec per LSR	Svc Order Submitted Manually per LSR	Incremental Charge - Manual Svc Order vs. Electronic-1st	Incremental Charge - Manual Svc Order vs. Electronic-Add'l	Incremental Charge - Manual Svc Order vs. Electronic-Disc 1st	Incremental Charge - Manual Svc Order vs. Electronic-Disc Add'l
							First	Add'l	First	Add'l						
							Disconnect		Disconnect							
2-Wire Voice Unbundled 2-Way Combination PBX Usage Port		**		UEPPX	UEPXA	\$1.79										
2-Wire Voice Unbundled PBX Toll Terminal Hotel Ports		**		UEPPX	UEPXB	\$1.79										
2-Wire Voice Unbundled PBX LD DDD Terminals Port		**		UEPPX	UEPXC	\$1.79										
2-Wire Voice Unbundled PBX LD Terminal Switchboard Port		**		UEPPX	UEPXD	\$1.79										
2-Wire Voice Unbundled PBX LD Terminal Switchboard IDD Capable Port		**		UEPPX	UEPXE	\$1.79										
2-Wire Voice Unbundled 2-Way PBX Hotel/Hospital Economy Administrative Calling Port		**		UEPPX	UEPXL	\$1.79										
2-Wire Voice Unbundled 2-Way PBX Hotel/Hospital Economy Room Calling Port		**		UEPPX	UEPXM	\$1.79										
2-Wire Voice Unbundled 1-Way Outgoing PBX Hotel/Hospital Economy Admin Calling Port TN Calling Port		**		UEPPX	UEPXN	\$1.79										
2-Wire Voice Unbundled 1-Way Outgoing PBX Hotel/Hospital Discount Room Calling Port		**		UEPPX	UEPXO	\$1.79										
2-Wire Voice Unbundled 1-Way Outgoing PBX Measured Port		**		UEPPX	UEPXS	\$1.79										
2-Wire Voice Unbundled PBX Collierville and Memphis Calling Port		**		UEPPX	UEPXU	\$1.79										
2-Wire Voice Unbundled 2-Way PBX Tennessee RegionServ Calling Port		**		UEPPX	UEPXV	\$1.79										
LOCAL NUMBER PORTABILITY																
Local Number Portability (1 per port)		**		UEPPX	LNPCP	\$3.15										
FEATURES																
All Available Vertical Features	[Exchange Ports includes all Applicable Features.]	**		UEPPX	UEPVF	\$0.00	\$0.00	\$0.00								
NONRECURRING CHARGES (NRCs) - CURRENTLY COMBINED																
2-Wire Voice Grade Loop/ Line Port Combination (PBX) - Conversion - Switch-As-Is	2-Wire Voice Grade Loop/Line Port Combo - Switch-as-is			UEPPX	USAC2		\$1.03	\$0.29				\$30.89	\$7.03			
2-Wire Voice Grade Loop/ Line Port Combination (PBX) - Conversion - Switch with Change		*		UEPPX	USACC		\$1.03	\$0.29				\$30.89	\$7.03			
2-Wire Voice Grade Loop / Line Port Combination - Conversion - Subsequent Database Update	2-Wire Voice Grade Loop/Line Port Combo - Subsequent Database Update						\$0.76					\$7.97				
ADDITIONAL NRCs																
2-Wire Voice Grade Loop/ Line Port Combination (PBX) - Subsequent Activity		**		UEPPX	USAS2		\$10.00	\$10.00				\$30.89	\$7.03			
2-WIRE VOICE GRADE LOOP- BUS ONLY - WITH 2-WIRE DID TRUNK PORT																
UNE Port/Loop Combination Rates																
2-Wire VG Loop/2-Wire DID Trunk Port Combo - Zone 1	2-Wire Voice Grade Loop with 2 Wire DID Trunk Port - Zone 1		1			\$18.38										
2-Wire VG Loop/2-Wire DID Trunk Port Combo - Zone 2	2-Wire Voice Grade Loop with 2 Wire DID Trunk Port - Zone 2		2			\$19.87										

Unbundled Network Elements
TENNESSEE

UNBUNDLED NETWORK ELEMENT	UNBUNDLED NETWORK ELEMENT AS STATED IN DOCKET 97-01262	Not in TRA Docket 97-01262	Zone	BCS	USOC	RATES				OSS RATES							
						Nonrecurring		Nonrecurring		Svc Order Submitted Elec per LSR	Svc Order Submitted Manually per LSR	Incremental Charge - Manual Svc Order vs. Electronic-1st	Incremental Charge - Manual Svc Order vs. Electronic-Add'l	Incremental Charge - Manual Svc Order vs. Electronic-Disc 1st	Incremental Charge - Manual Svc Order vs. Electronic-Disc Add'l		
						Rec	First	Add'l	Disconnect							First	Add'l
						Rec	First	Add'l	Disconnect	SOMEC	SOMAN	SOMAN	SOMAN	SOMAN	SOMAN		
2-Wire VG Loop/2-Wire DID Trunk Port Combo - Zone 3	2-Wire Voice Grade Loop with 2 Wire DID Trunk Port - Zone 3		3			\$25.52											
NONRECURRING CHARGES - CURRENTLY COMBINED																	
2-Wire Voice Grade Loop / 2-Wire DID Trunk Port Combination - Switch-as-is	2-Wire Voice Grade Loop with 2 Wire DID Trunk Port Combo - Switch-as-is			UEPPX	USAC1		\$8.76	\$5.75				\$41.43	\$9.80				
2-Wire Voice Grade Loop / 2-Wire DID Trunk Port Combination Conversion with Changes		*		UEPPX	USA1C		\$8.76	\$5.75		\$3.50		\$41.43	\$9.80	\$20.00	\$20.00		
Telephone Number/Trunk Group Establishment Charges																	
DID Trunk Termination (One Per Port)		**		UEPPX	NDT	\$0.00	\$0.00	\$0.00		\$3.50		\$41.43	\$9.80	\$20.00	\$20.00		
DID Numbers, Establish Trunk Group and Provide First Group of 20 DID Numbers		**		UEPPX	NDZ	\$0.00	\$0.00	\$0.00		\$3.50		\$41.43	\$9.80	\$20.00	\$20.00		
Additional DID Numbers for each Group of 20 DID Numbers		**		UEPPX	ND4	\$0.00	\$0.00	\$0.00		\$3.50		\$41.43	\$9.80	\$20.00	\$20.00		
DID Numbers, Non- consecutive DID Numbers , Per Number		**		UEPPX	ND5	\$0.00	\$0.00	\$0.00		\$3.50		\$41.43	\$9.80	\$20.00	\$20.00		
LOCAL NUMBER PORTABILITY																	
Local Number Portability (1 per port)		**		UEPPX	LNPCP	\$3.15	\$0.00	\$0.00									
2-WIRE ISDN DIGITAL GRADE LOOP WITH 2-WIRE ISDN DIGITAL LINE SIDE PORT																	
UNE Port/Loop Combination Rates																	
2W ISDN Digital Grade Loop/2W ISDN Digital Line Side Port - Zone 1	2-Wire ISDN Digital Grade Loop with 2-Wire ISDN Digital Line Side Port - Zone 1		1			\$32.27						\$19.99	\$19.99	\$20.00	\$20.00		
2W ISDN Digital Grade Loop/2W ISDN Digital Line Side Port - Zone 2	2-Wire ISDN Digital Grade Loop with 2-Wire ISDN Digital Line Side Port - Zone 2		2			\$34.78						\$19.99	\$19.99	\$20.00	\$20.00		
2W ISDN Digital Grade Loop/2W ISDN Digital Line Side Port - Zone 3	2-Wire ISDN Digital Grade Loop with 2-Wire ISDN Digital Line Side Port - Zone 3		3			\$44.32						\$19.99	\$19.99	\$20.00	\$20.00		
NONRECURRING CHARGES - CURRENTLY COMBINED																	
2-Wire ISDN Digital Grade Loop / 2-Wire ISDN Line Side Port Combination - Conversion	2-Wire ISDN Digital Grade Loop 2 Wire ISDN Line Side Port Combo - Switch-as-is			UEPPB	USACB		\$117.23	\$117.23		\$3.50		\$19.99	\$19.99	\$20.00	\$20.00		
ADDITIONAL NRCs																	
2-Wire ISDN Digital Grade Loop / 2-Wire ISDN Line Side Port Combination-Non Feature Subs Activity	2-Wire ISDN Digital Grade Loop 2-Wire ISDN Line Side Port Combo - Non Feature Subsequent Activity			UEPPB	USASB		\$212.88			\$3.50		\$19.99	\$19.99	\$20.00	\$20.00		
LOCAL NUMBER PORTABILITY																	
Local Number Portability (1 per port)		**		UEPPR	LNPCX	\$0.35	\$0.00	\$0.00									
B-CHANNEL USER PROFILE ACCESS:																	
CVS/CSD (DMS/5ESS)		**		UEPPB	U1UCA	\$0.00	\$0.00	\$0.00									
CVS (EWSD)		**		UEPPB	U1UCB	\$0.00	\$0.00	\$0.00									
CSD		**		UEPPB	U1UCC	\$0.00	\$0.00	\$0.00									

Unbundled Network Elements
TENNESSEE

UNBUNDLED NETWORK ELEMENT	UNBUNDLED NETEORK ELEMENT AS STATED IN DOCKET 97-01262	Not in TRA Docket 97-01262	Zone	BCS	USOC	RATES				OSS RATES										
						Nonrecurring		Disconnect		Svc Order Submitted Elec per LSR	Svc Order Submitted Manually per LSR	Incremental Charge - Manual Svc Order vs. Electronic-1st	Incremental Charge - Manual Svc Order vs. Electronic-Add'l	Incremental Charge - Manual Svc Order vs. Electronic-Disc 1st	Incremental Charge - Manual Svc Order vs. Electronic-Disc Add'l					
						Rec	First	Add'l	First							Add'l				
						SOMECE	SOMAN	SOMAN	SOMAN	SOMAN	SOMAN									
B-CHANNEL AREA PLUS USER PROFILE ACCESS: (AL, KY, LA, MS SC, MS, & TN)																				
CVS/CSD (DMS/6ESS)		**		UEPPB	U1UCD	\$0.00	\$0.00	\$0.00												
CVS (EWSD)		**		UEPPB	U1UCE	\$0.00	\$0.00	\$0.00												
CSD		**		UEPPB	U1UCF	\$0.00	\$0.00	\$0.00												
USER TERMINAL SERVICE PROFILE (EWSD)		**		UEPPB	U1UMA	\$0.00	\$0.00	\$0.00												
VERTICAL FEATURES																				
One per Channel B User Profile		**		UEPPB	UEPVF	\$0.00	\$0.00	\$0.00												
4-WIRE DS1 DIGITAL LOOP WITH 4-WIRE ISDN DS1 DIGITAL TRUNK PORT																				
UNE Port/Loop Combination Rates																				
4W DS1 Digital Loop/4W ISDN DS1 Digital Trunk Port - Zone 1	4-Wire DS1 Digital Loop with 4 Wire ISDN DS1 Digital Trunk Port - Zone 1		1			\$132.58						\$19.99	\$19.99	\$20.00	\$20.00					
4W DS1 Digital Loop/4W ISDN DS1 Digital Trunk Port - Zone 2	4-Wire DS1 Digital Loop with 4 Wire ISDN DS1 Digital Trunk Port - Zone 2		2			\$150.25						\$19.99	\$19.99	\$20.00	\$20.00					
4W DS1 Digital Loop/4W ISDN DS1 Digital Trunk Port - Zone 3	4-Wire DS1 Digital Loop with 4 Wire ISDN DS1 Digital Trunk Port - Zone 3		3			\$173.44						\$19.99	\$19.99	\$20.00	\$20.00					
NONRECURRING CHARGES - CURRENTLY COMBINED																				
4-Wire DS1 Digital Loop / 4-Wire ISDN DS1 Digital Trunk Port Combination - Conversion Switch-as-is	4-Wire DS1 Digital Loop with 4 Wire ISDN DS1 Digital Trunk Port Combo - Switch-as-is			UEPPP	USACP		\$328.53	\$328.53				\$19.99	\$19.99	\$20.00	\$20.00					
ADDITIONAL NRCs																				
4-Wire DS1 Dig Loop / 4-Wire ISDN DS1 Dig Trunk Port Combination-Sub Channel Activation-Per Channel	4-Wire DS1 Digital Loop with 4-Wire ISDN DS1 Digital Trunk Port Combo - Subsequent Channel Activation - Per Channel			UEPPP	USASP		\$28.39					\$19.99	\$19.99	\$20.00	\$20.00					
4-Wire DS1 Dig Loop / 4-Wire ISDN DS1 Dig Trunk Port Combination-Sub Inward/2-Way Telephone Numbers	4-Wire DS1 Digital Loop with 4-Wire ISDN DS1 Digital Trunk Port Combo - Subsequent Inward/2-way Telephone Numbers			UEPPP	PR7TG		\$0.94					\$19.99	\$19.99	\$20.00	\$20.00					
4-Wire DS1 Dig Loop / 4-Wire ISDN DS1 Dig Trunk Port Combination-Sub Outward Telephone Numbers	4-Wire DS1 Digital Loop with 4-Wire ISDN DS1 Digital Trunk Port Combo - Subsequent Outward Telephone Numbers			UEPPP	PR7TP		\$22.36					\$19.99	\$19.99	\$20.00	\$20.00					
4-Wire DS1 Dig Loop / 4-Wire ISDN DS1 Dig Trunk Port Combination-Subsequent Inward Telephone Numbers	4-Wire DS1 Digital Loop with 4-Wire ISDN DS1 Digital Trunk Port Combo - Subsequent Inward Telephone Numbers			UEPPP	PR7ZT		\$44.71					\$19.99	\$19.99	\$20.00	\$20.00					
4-Wire DS1 Dig Loop / 4-Wire ISDN DS1 Dig Trunk Port Combination-Subsequent Service Order Per Order	4-Wire DS1 Digital Loop with 4-Wire ISDN DS1 Digital Trunk Port Combo - Subsequent Service Order Per Order			UEPPP	USASP		\$189.76					\$19.99	\$19.99	\$20.00	\$20.00					
LOCAL NUMBER PORTABILITY																				
Local Number Portability (1 per port)		**		UEPPP	LNPCN	\$1.75														
INTERFACE (Provsioning Only)																				

Unbundled Network Elements
TENNESSEE

UNBUNDLED NETWORK ELEMENT	UNBUNDLED NETWORK ELEMENT AS STATED IN DOCKET 97-01262	Not in TRA Docket 97-01262	Zone	BCS	USOC	RATES				OSS RATES						
						Nonrecurring		Disconnect		Svc Order Submitted Elec per LSR	Svc Order Submitted Manually per LSR	Incremental Charge - Manual Svc Order vs. Electronic-1st	Incremental Charge - Manual Svc Order vs. Electronic-Add'l	Incremental Charge - Manual Svc Order vs. Electronic-Disc 1st	Incremental Charge - Manual Svc Order vs. Electronic-Disc Add'l	
						Rec	First	Add'l	First							Add'l
						SOME C	SOMAN	SOMAN	SOMAN	SOMAN	SOMAN					
Voice/Data		**		UEPPP	PR71V	\$0.00										
Digital Data		**		UEPPP	PR71D	\$0.00										
Inward Data		**		UEPPP	PR71E	\$0.00										
CALL TYPES																
Inward		**		UEPPP	PR7C1	\$0.00										
Outward		**		UEPPP	PR7C0	\$0.00										
Two-way		**		UEPPP	PR7CC	\$0.00										
4-WIRE DS1 DIGITAL LOOP WITH 4-WIRE DDITS TRUNK PORT																
UNE Port/Loop Combination Rates																
4W DS1 Digital Loop/4W DDITS Trunk Port Zone 1	4-Wire DS1 Digital Loop With 4 Wire DID Trunk Port - Zone 1		1			\$93.28										
4W DS1 Digital Loop/4W DDITS Trunk Port Zone 2	4-Wire DS1 Digital Loop With 4 Wire DID Trunk Port - Zone 2		2			\$110.95										
4W DS1 Digital Loop/4W DDITS Trunk Port Zone 3	4-Wire DS1 Digital Loop With 4 Wire DID Trunk Port - Zone 3		3			\$134.14										
NONRECURRING CHARGES - CURRENTLY COMBINED																
4-Wire DS1 Digital Loop / 4-Wire DDITS Trunk Port Combination - Switch-as-is	4-Wire DS1 Digital Loop / 4-Wire DDITS Trunk Port Combination - Conversion with DS1 Changes			UEPDC	USAC4	\$312.91	\$312.91			\$3.50		\$19.99	\$19.99	\$20.00	\$20.00	
4-Wire DS1 Digital Loop / 4-Wire DDITS Trunk Port Combination - Conversion with DS1 Changes	4-Wire DS1 Digital Loop / 4-Wire DDITS Trunk Port Combination - Conversion with DS1 Changes	*		UEPDC	USAWA	\$312.91	\$312.91			\$3.50		\$19.99	\$19.99	\$20.00	\$20.00	
4-Wire DS1 Digital Loop / 4-Wire DDITS Trunk Port Combination - Conversion with Change - Trunk	4-Wire DS1 Digital Loop / 4-Wire DDITS Trunk Port Combination - Conversion with Change - Trunk			UEPDC	USAWB	\$312.91	\$312.91			\$3.50		\$19.99	\$19.99	\$20.00	\$20.00	
ADDITIONAL NRCs																
4-Wire DS1 Dig Loop / 4-Wire DDITS Trunk Port Combination-Subsequent Service Order Per Svc Order	4-Wire DS1 Digital Loop/4-Wire DID Trunk Port Combo - Subsequent Service Order Per Order			UEPDC	USAS4	\$94.88	\$94.88			\$3.50		\$19.99	\$19.99	\$20.00	\$20.00	
4-Wire DS1 Dig Loop/4-Wire DDITS Trk Port Combination-NRC-Sub Channel Activation-Per Chanl-2-Way Trk	4-Wire DS1 Digital Loop/4-Wire DID Trunk Port Combo - Subsequent Channel Activation Per Channel			UEPDC	UDTTA	\$108.67				\$3.50		\$19.99	\$19.99	\$20.00	\$20.00	
4-Wire DS1 Dig Loop/4-Wire DDITS Trk Port Combo-Sub Channel Activation-Per Chanl-1-Way Outward Trk	4-Wire DS1 Digital Loop/4-Wire DID Trunk Port Combo - Subsequent Channel Activation Per Channel			UEPDC	UDTTB	\$108.67				\$3.50		\$19.99	\$19.99	\$20.00	\$20.00	
4-Wire DS1 Dig Loop/4-Wire DDITS Trk Port Combo-Sub Chan Activation-Per Chan-1-Way Inwrd Trk w/o DID	4-Wire DS1 Digital Loop/4-Wire DID Trunk Port Combo - Subsequent Channel Activation Per Channel			UEPDC	UDTTC	\$108.67				\$3.50		\$19.99	\$19.99	\$20.00	\$20.00	
4-Wire DS1 Dig Loop/4-Wire DDITS Trk Port Combo-Sub Chan Activation-Per Chan-1-Way Inwrd Trk with DID	4-Wire DS1 Digital Loop/4-Wire DID Trunk Port Combo - Subsequent Channel Activation Per Channel			UEPDC	UDTTD	\$108.67				\$3.50		\$19.99	\$19.99	\$20.00	\$20.00	
4-Wire DS1 Dig Loop/4-Wire DDITS Trk Port Combo-Sub Chan Activ'n-Per Chan-2-Way DID with User Trans	4-Wire DS1 Digital Loop/4-Wire DID Trunk Port Combo - Subsequent Channel Activation Per Channel			UEPDC	UDTTE	\$108.67				\$3.50		\$19.99	\$19.99	\$20.00	\$20.00	
4-Wire DS1 Digital Loop / 4-Wire DDITS Trunk Port Combination - Subsequent Signaling Changes	4-Wire DS1 Digital Loop 4-Wire DID Trunk Port Combo - Subsequent Signaling Changes			UEPDC		\$22.92				\$3.50		\$19.99	\$19.99	\$20.00	\$20.00	

Unbundled Network Elements
TENNESSEE

UNBUNDLED NETWORK ELEMENT	UNBUNDLED NETWORK ELEMENT AS STATED IN DOCKET 97-01262	Not in TRA Docket 97-01262	Zone	BCS	USOC	RATES				OSS RATES						
						Nonrecurring		Nonrecurring		Svc Order Submitted Elec per LSR	Svc Order Submitted Manually per LSR	Incremental Charge - Manual Svc Order vs. Electronic-1st	Incremental Charge - Manual Svc Order vs. Electronic-Add'l	Incremental Charge - Manual Svc Order vs. Electronic-Disc 1st	Incremental Charge - Manual Svc Order vs. Electronic-Disc Add'l	
						Rec	First	Add'l	First							Add'l
						Nonrecurring		Disconnect								
4-Wire DS1 Digital Loop / 4-Wire DDITS Trunk Port Combination - Subsequent Service Order Per Order	4-Wire DS1 Digital Loop 4-Wire DID Trunk Port Combo - Subsequent Service Order Per Order			UEPDC	USAS4		\$94.88	\$94.88			\$3.50		\$19.99	\$19.99	\$20.00	\$20.00
4-Wire DS1 Dig Loop/4-Wire ISDN DS1 Digital Trunk Port Combination - Subsequent Telephone Numbers	4-Wire DS1 Digital Loop 4-Wire DID Trunk Port Combo - Subsequent Telephone Numbers			UEPDC			\$88.68				\$3.50		\$19.99	\$19.99	\$20.00	\$20.00
BIPOLAR 8 ZERO SUBSTITUTION																
Superframe Format - Conversion or New Install		**		UEPDC	CC0SF	\$0.00	\$0.00	\$0.00								
Extended Superframe Format - Conversion or New Install		**		UEPDC	CC0EF	\$0.00	\$0.00	\$0.00								
Superframe Format - Subsequent Activity		**		UEPDC	CC0SF	\$0.00	\$590.00	\$590.00			\$3.50		\$19.99	\$19.99	\$20.00	\$20.00
Extended Superframe Format - Subsequent Activity		**		UEPDC	CC0EF	\$0.00	\$590.00	\$590.00			\$3.50		\$19.99	\$19.99	\$20.00	\$20.00
Alternate Mark Inversion																
Superframe Format		**		UEPDC	MC0SF		\$0.00	\$0.00								
Extended SuperFrame Format		**		UEPDC	MCOPO		\$0.00	\$0.00								
Telephone Number/Trunk Group Establishment Charges																
Telephone Number for 2-Way Trunk Group		**		UEPDC	UDTGX	\$0.00					\$3.50		\$19.99	\$19.99	\$20.00	\$20.00
Telephone Number for 1-Way Outward Trunk Group		**		UEPDC	UDTGY	\$0.00					\$3.50		\$19.99	\$19.99	\$20.00	\$20.00
Telephone Number for 1-Way Inward Trunk Group Without DID		**		UEPDC	UDTGZ	\$0.00					\$3.50		\$19.99	\$19.99	\$20.00	\$20.00
DID Numbers, Establish Trunk Group and Provide First Group of 20 DID Numbers		**		UEPDC	NDZ	\$0.00					\$3.50		\$19.99	\$19.99	\$20.00	\$20.00
Additional DID Numbers for each Group of 20 DID Numbers		**		UEPDC	ND4	\$0.00					\$3.50		\$19.99	\$19.99	\$20.00	\$20.00
DID Numbers, Non- consecutive DID Numbers , Per Number		**		UEPDC	ND5	\$0.00					\$3.50		\$19.99	\$19.99	\$20.00	\$20.00
Dedicated DS1 (Interoffice Channel Mileage) - FX/FCO for 4-Wire DS1 Digital Loop with 4-Wire DDITS Trunk Port																
Interoffice Channel Mileage - Fixed rate 0-4 miles (Facilities Termination)		**		UEPDC	1LNO1	\$75.83					\$3.50		\$19.99	\$19.99	\$20.00	\$20.00
Interoffice Channel Mileage - Additional rate per mile - 0-8 miles		**		UEPDC	1LNOA	\$0.3525					\$3.50		\$19.99	\$19.99	\$20.00	\$20.00
Interoffice Channel Mileage - Fixed rate 9-25 miles (Facilities Termination)		**		UEPDC	1LNO2	\$0.0000										
Interoffice Channel Mileage - Additional rate per mile - 9-25 miles		**		UEPDC	1LNOB	\$0.3525					\$3.50		\$19.99	\$19.99	\$20.00	\$20.00
Interoffice Channel Mileage - Fixed rate 25+ miles (Facilities Termination)		**		UEPDC	1LNO3	\$0.0000										
Interoffice Channel Mileage - Additional rate per mile - 25+ miles		**		UEPDC	1LNOC	\$0.3525					\$3.50		\$19.99	\$19.99	\$20.00	\$20.00
Local Number Portability, per DS0 Activated		**		UEPDC	LNPCP	\$3.15										
Central Office Terminating Point		**		UEPDC	CTG	\$0.00										
ENHANCED EXTENDED LINK (EELs)																

Unbundled Network Elements
TENNESSEE

UNBUNDLED NETWORK ELEMENT	UNBUNDLED NETWORK ELEMENT AS STATED IN DOCKET 97-01262	Not in TRA Docket 97-01262	Zone	BCS	USOC	RATES					OSS RATES					
						Nonrecurring		Disconnect			Svc Order Submitted Elec per LSR	Svc Order Submitted Manually per LSR	Incremental Charge - Manual Svc Order vs. Electronic-1st	Incremental Charge - Manual Svc Order vs. Electronic-Add'l	Incremental Charge - Manual Svc Order vs. Electronic-Disc 1st	Incremental Charge - Manual Svc Order vs. Electronic-Disc Add'l
						Rec	First	Add'l	First	Add'l						
						SOMECC	SOMAN	SOMAN	SOMAN	SOMAN	SOMAN					
<p>NOTE: New (not currently combined) loop/transport (EEL) combinations are only available in density Zone 1 of the Nashville MSA in TN</p> <p>For Currently Combined EELs, network element recurring and Switch As Is Charges apply. For new EELs, network element recurring and nonrecurring apply (no Switch As Is Charge).</p>																
2-WIRE VOICE GRADE EXTENDED LOOP WITH DEDICATED DS1 INTEROFFICE TRANSPORT (EEL)																
First 2-Wire Analog Voice Grade Loop - SL2/DS1 Interofficed Transport Combination Zone 1	Loop With DS1 Dedicated Interoffice Transport (First 2-Wire Voice Grade with DS1 excluding		1	UNCVX	UEAL2	\$16.56	\$108.76	\$35.47	\$72.94	\$10.88			\$20.35	\$21.09	\$9.80	\$10.54
First 2-Wire Analog Voice Grade Loop - SL2/DS1 Interofficed Transport Combination Zone 2	Loop With DS1 Dedicated Interoffice Transport (First 2-Wire Voice Grade with DS1 excluding		2	UNCVX	UEAL2	\$21.63	\$108.76	\$35.47	\$72.94	\$10.88			\$20.35	\$21.09	\$9.80	\$10.54
First 2-Wire Analog Voice Grade Loop - SL2/DS1 Interofficed Transport Combination Zone 3	Loop With DS1 Dedicated Interoffice Transport (First 2-Wire Voice Grade with DS1 excluding		3	UNCVX	UEAL2	\$28.28	\$108.76	\$35.47	\$72.94	\$10.88			\$20.35	\$21.09	\$9.80	\$10.54
Interoffice Transport - Dedicated - DS1 combination - Per Mile per month	Interoffice Transport Dedicated DS1 - Per Mile			UNC1X	1L5XX	\$0.3562										
Interoffice Transport - Dedicated - DS1 Facility Termination in combination - Per Month				UNC1X	U1TF1	\$77.8600	\$171.24	\$113.12	\$70.70	\$30.90			\$20.35	\$21.09	\$9.80	\$10.54
DS1 Channelization System in combination Per Month				UNC1X	MQ1	\$80.7700	\$214.52	\$49.95	\$75.98	\$13.60						
Voice Grade COCI - DS1 to DS0 Interface in combination - per month				UNCVX	1D1VG	\$0.9100										
Each Additional 2-Wire Analog VG Loop-SL2 in the same DS1 Interoffice Transport Combination-Zone 1	Loop With DS1 Dedicated Interoffice Transport (Additional 2-Wire Voice Grade Loop in same		1	UNCVX	UEAL2	\$16.56	\$108.76	\$35.47	\$72.94	\$10.88			\$20.35	\$0.00	\$0.00	\$0.00
Each Additional 2-Wire Analog VG Loop-SL2 in the same DS1 Interoffice Transport Combination-Zone 2	Loop With DS1 Dedicated Interoffice Transport (Additional 2-Wire Voice Grade Loop in same		2	UNCVX	UEAL2	\$21.63	\$108.76	\$35.47	\$72.94	\$10.88			\$20.35	\$21.09	\$9.80	\$10.54
Each Additional 2-Wire Analog VG Loop-SL2 in the same DS1 Interoffice Transport Combination-Zone 3	Loop With DS1 Dedicated Interoffice Transport (Additional 2-Wire Voice Grade Loop in same		3	UNCVX	UEAL2	\$28.28	\$108.76	\$35.47	\$72.94	\$10.88			\$20.35	\$0.00	\$0.00	\$0.00
Each Additional VG Loop COCI - DS1 to DS0 Interface in combination - per month				UNCVX	1D1VG	\$0.9100										
Nonrecurring Currently Combined Network Elements Switch -As-Is Charge	Loop or Local Channel and Interoffice Combination - Switch-as-is			UNC1X	UNCCC		\$52.73	\$24.62	\$9.12	\$9.12						
4-WIRE VOICE GRADE EXTENDED LOOP WITH DEDICATED DS1 INTEROFFICE TRANSPORT (EEL)																
First 4-Wire Analog Voice Grade Loop/DS1 Interoffice Transport Combination - Zone 1	4-Wire Voice Grade Extended Loop With DS1 Dedicated Interoffice Transport (First 4-Wire 56 or 64 kbps Digital Grade Loop with DS1 excluding mileage) - Zone 1		1	UNCVX	UEAL4	\$24.70	\$108.76	\$35.47	\$72.04	\$10.86			\$20.35	\$21.09	\$9.80	\$10.54

Unbundled Network Elements
TENNESSEE

UNBUNDLED NETWORK ELEMENT	UNBUNDLED NETEORK ELEMENT AS STATED IN DOCKET 97-01262	Not in TRA Docket 97-01262	Zone	BCS	USOC	RATES					OSS RATES					
						Nonrecurring		Nonrecurring			Svc Order Submitted Elec per LSR	Svc Order Submitted Manually per LSR	Incremental Charge - Manual Svc Order vs. Electronic-1st	Incremental Charge - Manual Svc Order vs. Electronic-Add'l	Incremental Charge - Manual Svc Order vs. Electronic-Disc 1st	Incremental Charge - Manual Svc Order vs. Electronic-Disc Add'l
						Rec	First	Add'l	First	Add'l						
						Nonrecurring		Disconnect								
First 4-Wire Analog Voice Grade Loop/DS1 Interoffice Transport Combination - Zone 2	4-Wire Voice Grade Extended Loop With DS1 Dedicated Interoffice Transport (First 4-Wire 56 or 64 kbps Digital Grade Loop with DS1 excluding mileage) - Zone 2		2	UNCVX	UEAL4	\$32.25	\$108.76	\$35.47	\$72.04	\$10.86			\$20.35	\$21.09	\$9.80	\$10.54
First 4-Wire Analog Voice Grade Loop/DS1 Interoffice Transport Combination - Zone 3	4-Wire Voice Grade Extended Loop With DS1 Dedicated Interoffice Transport (First 4-Wire 56 or 64 kbps Digital Grade Loop with DS1 excluding mileage) - Zone 3		3	UNCVX	UEAL4	\$42.17	\$108.76	\$35.47	\$72.04	\$10.86			\$20.35	\$21.09	\$9.80	\$10.54
Interoffice Transport - Dedicated - DS1 combination - Per Mile Per Month	Interoffice Transport - Dedicated - DS1 - Per Mile			UNC1X	1L5XX	\$0.3562										
Interoffice Transport - Dedicated - DS1 Facility Termination in combination- Per Month				UNC1X	U1TF1	\$77.8600	\$171.24	\$113.12	\$70.70	\$30.90			\$20.35	\$21.09	\$9.80	\$10.54
DS1 Channelization System in combinator Per Month				UNC1X	MQ1	\$80.7700	\$214.52	\$49.95	\$75.98	\$13.60						
Voice Grade COCI - DS1 to DS0 Interface in combination - per month				UNCVX	1D1VG	\$0.9100										
Additional 4-Wire Analog Voice Grade Loop in same DS1 Interoffice Transport Combination - Zone 1	4-Wire Voice Grade Extended Loop With DS1 Dedicated Interoffice Transport (Additional 4-Wire 56 or 64 kbps in same DS1 excluding mileage) -Zone 1		1	UNCVX	UEAL4	\$24.70	\$108.76	\$35.47	\$72.04	\$10.86			\$20.35	\$21.09	\$9.80	\$10.54
Additional 4-Wire Analog Voice Grade Loop in same DS1 Interoffice Transport Combination - Zone 2	4-Wire Voice Grade Extended Loop With DS1 Dedicated Interoffice Transport (Additional 4-Wire 56 or 64 kbps in same DS1 excluding mileage) -Zone 2		2	UNCVX	UEAL4	\$32.25	\$108.76	\$35.47	\$72.04	\$10.86			\$20.35	\$21.09	\$9.80	\$10.54
Additional 4-Wire Analog Voice Grade Loop in same DS1 Interoffice Transport Combination - Zone 3	4-Wire Voice Grade Extended Loop With DS1 Dedicated Interoffice Transport (Additional 4-Wire 56 or 64 kbps in same DS1 excluding mileage) -Zone 3		3	UNCVX	UEAL4	\$42.17	\$108.76	\$35.47	\$72.04	\$10.86			\$20.35	\$21.09	\$9.80	\$10.54
Voice Grade COCI - DS1 to DS0 Interface in combination - per month				UNCVX	1D1VG	\$0.9100										
Nonrecurring Currently Combined Network Elements Switch -As-Is Charge	Non-Recurring Cost for Extended Loop or Local Channel and Interoffice combination Switch-as-is			UNC1X	UNCCC		\$52.73	\$24.62	\$9.12	\$9.12						
4-WIRE 56 KBPS EXTENDED DIGITAL LOOP WITH DEDICATED DS1 INTEROFFICE TRANSPORT (EEL)																
First 4-Wire 56Kbps Digital Grade Loop/DS1 Interoffice Transport Combination - Zone 1	4-Wire 56 or 64 kbps Extended Digital Loop With Dedicated DS1 Interoffice Transport (First 4-Wire 56 or 64 kbps Digital Grade Loop with DS1 excluding mileage) - Zone 1		1	UNCDX	UDL56	\$31.10	\$108.76	\$35.47	\$72.94	\$10.86			\$20.35	\$21.09	\$9.80	\$10.54
First 4-Wire 56Kbps Digital Grade Loop/DS1 Interoffice Transport Combination - Zone 2	4-Wire 56 or 64 kbps Extended Digital Loop With Dedicated DS1 Interoffice Transport (First 4-Wire 56 or 64 kbps Digital Grade Loop with DS1 excluding mileage) - Zone 2		2	UNCDX	UDL56	\$40.76	\$108.76	\$35.47	\$72.94	\$10.86			\$20.35	\$21.09	\$9.80	\$10.54

Unbundled Network Elements
TENNESSEE

UNBUNDLED NETWORK ELEMENT	UNBUNDLED NETWORK ELEMENT AS STATED IN DOCKET 97-01262	Not in TRA Docket 97-01262	Zone	BCS	USOC	RATES					OSS RATES					
						Nonrecurring		Nonrecurring			Svc Order Submitted Elec per LSR	Svc Order Submitted Manually per LSR	Incremental Charge - Manual Svc Order vs. Electronic-1st	Incremental Charge - Manual Svc Order vs. Electronic-Add'l	Incremental Charge - Manual Svc Order vs. Electronic-Disc 1st	Incremental Charge - Manual Svc Order vs. Electronic-Disc Add'l
						Rec	First	Add'l	First	Add'l						
						Rec	First	Add'l	First	Add'l	Disconnect	SOMECC	SOMAN	SOMAN	SOMAN	SOMAN
First 4-Wire 56Kbps Digital Grade Loop/DS1 Interoffice Transport Combination - Zone 3	4-Wire 56 or 64 kbps Extended Digital Loop With Dedicated DS1 Interoffice Transport (First 4-Wire 56 or 64 kbps Digital Grade Loop with DS1 excluding mileage) - Zone 3		3	UNCDX	UDL56	\$53.11	\$108.76	\$35.47	\$72.94	\$10.86			\$20.35	\$21.09	\$9.80	\$10.54
Interoffice Transport - Dedicated - DS1 combination - Per Mile Per Month	Interoffice Transport - Dedicated - DS1 - Per Mile			UNC1X	1L5XX	\$0.3562										
Interoffice Transport - Dedicated - DS1 Facility Termination in combination- Per Month				UNC1X	U1TF1	\$77.8600	\$171.24	\$113.12	\$70.70	\$30.90			\$20.35	\$21.09	\$9.80	\$10.54
DS1 Channelization System in combinator Per Month				UNC1X	MQ1	\$80.7700	\$214.52	\$49.95	\$75.98	\$13.60						
OCU-DP COCI (data) - DS1 to DS0 Channel System - per month (2.4-64kbs)				UNCDX	1D1DD	\$1.82	\$6.07	\$4.66								
Additional 4-Wire 56Kbps Digital Grade Loopin same DS1 Interoffice Transport Combination - Zone 1	4-Wire 56 or 64 kbps Extended Digital Loop With Dedicated DS1 Interoffice Transport (Additional 4-Wire 56 or 64 kbps Digital Grade Loop in same DS1 excluding mileage) -Zone 1		1	UNCDX	UDL56	\$31.10	\$108.76	\$35.47	\$72.94	\$10.86			\$20.35	\$21.09	\$9.80	\$10.54
Additional 4-Wire 56Kbps Digital Grade Loopin same DS1 Interoffice Transport Combination - Zone 2	4-Wire 56 or 64 kbps Extended Digital Loop With Dedicated DS1 Interoffice Transport (Additional 4-Wire 56 or 64 kbps Digital Grade Loop in same DS1 excluding mileage) -Zone 2		2	UNCDX	UDL56	\$40.76	\$108.76	\$35.47	\$72.94	\$10.86			\$20.35	\$21.09	\$9.80	\$10.54
Additional 4-Wire 56Kbps Digital Grade Loopin same DS1 Interoffice Transport Combination - Zone 3	4-Wire 56 or 64 kbps Extended Digital Loop With Dedicated DS1 Interoffice Transport (Additional 4-Wire 56 or 64 kbps Digital Grade Loop in same DS1 excluding mileage) -Zone 3		3	UNCDX	UDL56	\$53.11	\$108.76	\$35.47	\$72.94	\$10.86			\$20.35	\$21.09	\$9.80	\$10.54
OCU-DP COCI (data) - DS1 to DS0 Channel System - per month (2.4-64kbs)				UNCDX	1D1DD	\$1.82	\$6.07	\$4.66								
Nonrecurring Currently Combined Network Elements Switch -As-Is Charge	Nonrecurring Cost for Extended Loop or Local Channel and Interoffice Combination Switch-as-is			UNC1X	UNCCC		\$52.73	\$24.62	\$9.12	\$9.12						
4-WIRE 64 KBPS EXTENDED DIGITAL LOOP WITH DEDICATED DS1 INTEROFFICE TRANSPORT (EEL)																
First 4-Wire 64Kbps Digital Grade Loop/DS1 Interoffice Transport Combination - Zone 1	4-Wire 56 or 64 kbps Extended Digital Loop With Dedicated DS1 Interoffice Transport (First 4-Wire 56 or 64 kbps Digital Grade Loop with DS1 excluding mileage) - Zone 1		1	UNCDX	UDL64	\$31.10	\$108.76	\$35.47	\$72.94	\$10.86			\$20.35	\$21.09	\$9.80	\$10.54
First 4-Wire 64Kbps Digital Grade Loop/DS1 Interoffice Transport Combination - Zone 2	4-Wire 56 or 64 kbps Extended Digital Loop With Dedicated DS1 Interoffice Transport (First 4-Wire 56 or 64 kbps Digital Grade Loop with DS1 excluding mileage) - Zone 2		2	UNCDX	UDL64	\$40.76	\$108.76	\$35.47	\$72.94	\$10.86			\$20.35	\$21.09	\$9.80	\$10.54
First 4-Wire 64Kbps Digital Grade Loop/DS1 Interoffice Transport Combination - Zone 3	4-Wire 56 or 64 kbps Extended Digital Loop With Dedicated DS1 Interoffice Transport (First 4-Wire 56 or 64 kbps Digital Grade Loop with DS1 excluding mileage) - Zone 3		3	UNCDX	UDL64	\$53.11	\$108.76	\$35.47	\$72.94	\$10.86			\$20.35	\$21.09	\$9.80	\$10.54

Unbundled Network Elements
TENNESSEE

UNBUNDLED NETWORK ELEMENT	UNBUNDLED NETWORK ELEMENT AS STATED IN DOCKET 97-01262	Not in TRA Docket 97-01262	Zone	BCS	USOC	RATES				OSS RATES					
						Nonrecurring		Disconnect		Svc Order Submitted Elec per LSR	Svc Order Submitted Manually per LSR	Incremental Charge - Manual Svc Order vs. Electronic-1st	Incremental Charge - Manual Svc Order vs. Electronic-Add'l	Incremental Charge - Manual Svc Order vs. Electronic-Disc 1st	Incremental Charge - Manual Svc Order vs. Electronic-Disc Add'l
						Rec	First	Add'l	First						
						SOME C	SOMAN	SOMAN	SOMAN	SOMAN	SOMAN				
Interoffice Transport - Dedicated - DS1 combination - Per Mile Per Month	Interoffice Transport - Dedicated - DS1 - Per Mile			UNC1X	1L5XX	\$0.3562									
Interoffice Transport - Dedicated - DS1 Facility Termination in combination- Per Month				UNC1X	U1TF1	\$77.8600	\$171.24	\$113.12	\$70.70	\$30.90		\$20.35	\$21.09	\$9.80	\$10.54
DS1 Channelization System in combination Per Month				UNC1X	MQ1	\$80.7700	\$214.52	\$49.95	\$75.98	\$13.60					
OCU-DP COCI (data) - DS1 to DS0 Channel System - per month (2.4-64kbs)				UNC1X	1D1DD	\$1.82	\$6.07	\$4.66							
Additional 4-Wire546Kbps Digital Grade Loopin same DS1 Interoffice Transport Combination - Zone 1	4-Wire 56 or 64 kbps Extended Digital Loop With Dedicated DS1 Interoffice Transport (Additional 4-Wire 56 or 64 kbps Digital Grade Loop in same DS1 excluding mileage) -Zone 1		1	UNC1X	UDL64	\$31.10	\$108.76	\$35.47	\$72.94	\$10.86		\$20.35	\$21.09	\$9.80	\$10.54
Additional 4-Wire546Kbps Digital Grade Loopin same DS1 Interoffice Transport Combination - Zone 2	4-Wire 56 or 64 kbps Extended Digital Loop With Dedicated DS1 Interoffice Transport (Additional 4-Wire 56 or 64 kbps Digital Grade Loop in same DS1 excluding mileage) -Zone 2		2	UNC1X	UDL64	\$40.76	\$108.76	\$35.47	\$72.94	\$10.86		\$20.35	\$21.09	\$9.80	\$10.54
Additional 4-Wire546Kbps Digital Grade Loopin same DS1 Interoffice Transport Combination - Zone 3	4-Wire 56 or 64 kbps Extended Digital Loop With Dedicated DS1 Interoffice Transport (Additional 4-Wire 56 or 64 kbps Digital Grade Loop in same DS1 excluding mileage) -Zone 3		3	UNC1X	UDL64	\$53.11	\$108.76	\$35.47	\$72.94	\$10.86		\$20.35	\$21.09	\$9.80	\$10.54
Nonrecurring Currently Combined Network Elements Switch -As-Is Charge	Nonrecurring Cost for Extended Loop or Local Channel and Interoffice Combination Switch-as-is			UNC1X	UNCCC		\$52.73	\$24.62	\$9.12	\$9.12					
2-WIRE VOICE GRADE DEDICATED EXTENDED LOCAL CHANNEL WITH DEDICATED DS1 INTEROFFICE TRANSPORT (EEL)															
First 2-Wire Local Channel with/DS1 Interoffice Transport Combination - Zone 1	Extended 2-Wire Voice Grade Dedicated Local Channel with Dedicated DS1 Interoffice Transport (First 2-Wire Local Channel with DS1 excluding mileage) - Zone 1		1	UNC1X	ULDV2	\$17.18	\$108.76	\$35.47	\$72.94	\$10.88		\$20.35	\$21.09	\$9.80	\$10.54
First 2-Wire Local Channel with/DS1 Interoffice Transport Combination - Zone 2	Extended 2-Wire Voice Grade Dedicated Local Channel with Dedicated DS1 Interoffice Transport (First 2-Wire Local Channel with DS1 excluding mileage) - Zone 2		2	UNC1X	ULDV2	\$22.44	\$108.76	\$35.47	\$72.94	\$10.88		\$20.35	\$21.09	\$9.80	\$10.54
First 2-Wire Local Channel with/DS1 Interoffice Transport Combination - Zone 3	Extended 2-Wire Voice Grade Dedicated Local Channel with Dedicated DS1 Interoffice Transport (First 2-Wire Local Channel with DS1 excluding mileage) - Zone 3		3	UNC1X	ULDV2	\$29.34	\$108.76	\$35.47	\$72.94	\$10.88		\$20.35	\$21.09	\$9.80	\$10.54
Interoffice Transport - Dedicated - DS1 combination - Per Mile Per Month	Interoffice Transport - Dedicated - DS1 - Per Mile			UNC1X	1L5XX	\$0.3562									
Interoffice Transport - Dedicated - DS1 Facility Termination in combination- Per Month				UNC1X	U1TF1	\$77.8600	\$171.24	\$113.12	\$70.70	\$30.90		\$20.35	\$21.09	\$9.80	\$10.54
DS1 Channelization System in combination Per Month				UNC1X	MQ1	\$80.7700	\$214.52	\$49.95	\$75.98	\$13.60					
Voice Grade COCI - DS1 to DS0 Interface in combination - per month				UNC1X	1D1VG	\$0.9100									

Unbundled Network Elements
TENNESSEE

UNBUNDLED NETWORK ELEMENT	UNBUNDLED NETWORK ELEMENT AS STATED IN DOCKET 97-01262	Not in TRA Docket 97-01262	Zone	BCS	USOC	RATES					OSS RATES					
						Nonrecurring			Disconnect		Svc Order Submitted Elec per LSR	Svc Order Submitted Manually per LSR	Incremental Charge - Manual Svc Order vs. Electronic-1st	Incremental Charge - Manual Svc Order vs. Electronic-Add'l	Incremental Charge - Manual Svc Order vs. Electronic-Disc 1st	Incremental Charge - Manual Svc Order vs. Electronic-Disc Add'l
						Rec	First	Add'l	First	Add'l						
						SOMECE	SOMAN	SOMAN	SOMAN	SOMAN	SOMAN					
Additional 2-Wire Voice Grade Channel in Same DSI Interoffice Transport Combination Zone 1	Extended 2-Wire Voice Grade Dedicated Local Channel with Dedicated DS1 Interoffice Transport (Additional 2-Wire Voice Grade Channel in same DS1 excluding mileage) -Zone 1		1	UNCVX	ULDV2	\$17.18	\$108.76	\$35.47	\$72.94	\$10.88			\$20.35	\$21.09	\$9.80	\$10.54
Additional 2-Wire Voice Grade Channel in Same DSI Interoffice Transport Combination Zone 2	Extended 2-Wire Voice Grade Dedicated Local Channel with Dedicated DS1 Interoffice Transport (Additional 2-Wire Voice Grade Channel in same DS1 excluding mileage) -Zone 2		2	UNCVX	ULDV2	\$22.44	\$108.76	\$35.47	\$72.94	\$10.88			\$20.35	\$21.09	\$9.80	\$10.54
Additional 2-Wire Voice Grade Channel in Same DSI Interoffice Transport Combination Zone 3	Extended 2-Wire Voice Grade Dedicated Local Channel with Dedicated DS1 Interoffice Transport (Additional 2-Wire Voice Grade Channel in same DS1 excluding mileage) -Zone 3		3	UNCVX	ULDV2	\$29.34	\$108.76	\$35.47	\$72.94	\$10.88			\$20.35	\$21.09	\$9.80	\$10.54
Voice Grade COCI - DS1 to DS0 Interface in combination - per month				UNCVX	1D1VG	\$0.9100										
Nonrecurring Currently Combined Network Elements Switch -As-Is Charge	Nonrecurring Cost for Extended Loop or Local Channel and Interoffice combination Switch-as-is			UNC1X	UNCCC		\$52.73	\$24.62	\$9.12	\$9.12						
4-WIRE VOICE GRADE DEDICATED EXTENDED LOCAL CHANNEL WITH DEDICATED DS1 INTEROFFICE TRANSPORT (EEL)																
First 4-Wire Local Channel with/DS1 Interoffice Transport Combination - Zone 1	Extended 4-Wire Voice Grade Dedicated Local Channel with Dedicated DS1 Interoffice Transport (First 4-Wire Local Channel with DS1 excluding mileage) - Zone 1		1			\$18.18	\$108.76	\$35.47	\$72.94	\$10.88			\$20.35	\$21.09	\$9.80	\$10.54
First 4-Wire Local Channel with/DS1 Interoffice Transport Combination - Zone 2	Extended 4-Wire Voice Grade Dedicated Local Channel with Dedicated DS1 Interoffice Transport (First 4-Wire Local Channel with DS1 excluding mileage) - Zone 2		2			\$23.75	\$108.76	\$35.47	\$72.94	\$10.88			\$20.35	\$21.09	\$9.80	\$10.54
First 4-Wire Local Channel with/DS1 Interoffice Transport - Zone 3	Extended 4-Wire Voice Grade Dedicated Local Channel with Dedicated DS1 Interoffice Transport (First 4-Wire Local Channel with DS1 excluding mileage) - Zone 3		3			\$31.05	\$108.76	\$35.47	\$72.94	\$10.88			\$20.35	\$21.09	\$9.80	\$10.54
Interoffice Transport - Dedicated - DS1 combination - Per Mile Per Month	Interoffice Transport - Dedicated - DS1 - Per Mile			UNC1X	U1TF1	\$0.3562										
Interoffice Transport - Dedicated - DS1 Facility Termination in combination - Per Month				UNC1X	U1TF1	\$77.8600	\$171.24	\$113.12	\$70.70	\$30.90			\$20.35	\$21.09	\$9.80	\$10.54
DS1 Channelization System in combination Per Month				UNC1X	MQ1	\$80.7700	\$214.52	\$49.95	\$75.98	\$13.60						
Voice Grade COCI - DS1 to DS0 Interface in combination - per month				UNCVX	1D1VG	\$0.9100										

Unbundled Network Elements
TENNESSEE

UNBUNDLED NETWORK ELEMENT	UNBUNDLED NETWORK ELEMENT AS STATED IN DOCKET 97-01262	Not in TRA Docket 97-01262	Zone	BCS	USOC	RATES					OSS RATES					
						Nonrecurring		Disconnect			Svc Order Submitted Elec per LSR	Svc Order Submitted Manually per LSR	Incremental Charge - Manual Svc Order vs. Electronic-1st	Incremental Charge - Manual Svc Order vs. Electronic-Add'l	Incremental Charge - Manual Svc Order vs. Electronic-Disc 1st	Incremental Charge - Manual Svc Order vs. Electronic-Disc Add'l
						Rec	First	Add'l	First	Add'l						
						SOMECC	SOMAN	SOMAN	SOMAN	SOMAN	SOMAN					
Additional 4-Wire Voice Grade Channel in Same DSI Interoffice Transport Combination Zone 1	Extended 4-Wire Voice Grade Dedicated Local Channel with Dedicated DS1 Interoffice Transport (Additional 4-Wire Voice Grade Channel in same DS1 excluding mileage) -Zone 1		1			\$18.18	\$108.76	\$35.47	\$72.94	\$10.88			\$20.35	\$21.09	\$9.80	\$10.54
Additional 4-Wire Voice Grade Channel in Same DSI Interoffice Transport Combination Zone 2	Extended 4-Wire Voice Grade Dedicated Local Channel with Dedicated DS1 Interoffice Transport (Additional 4-Wire Voice Grade Channel in same DS1 excluding mileage) -Zone 2		2			\$23.75	\$108.76	\$35.47	\$72.94	\$10.88			\$20.35	\$21.09	\$9.80	\$10.54
Additional 4-Wire Voice Grade Channel in Same DSI Interoffice Transport Combination Zone 3	Extended 4-Wire Voice Grade Dedicated Local Channel with Dedicated DS1 Interoffice Transport (Additional 4-Wire Voice Grade Channel in same DS1 excluding mileage) -Zone 3		3			\$31.05	\$108.76	\$35.47	\$72.94	\$10.88			\$20.35	\$21.09	\$9.80	\$10.54
Voice Grade COCI - DS1 to DS0 Interface in combination - per month				UNCVX	1D1VG	\$0.9100										
Nonrecurring Currently Combined Network Elements Switch -As-Is Charge	Nonrecurring Cost for Extended Loop or Local Channel and Interoffice Combination Switch-as-is			UNC1X	UNCCC		\$52.73	\$24.62	\$9.12	\$9.12						
4-WIRE DS1 DIGITAL EXTENDED LOOP WITH DEDICATED DS1 INTEROFFICE TRANSPORT (EEL)																
4-Wire DS1 Digital Loop in Combination with DS1 Interoffice Transport - Zone 1	Extended 4-Wire DS1 Digital Loop With Dedicated DS1 Interoffice Transport (First 4-Wire DS1 Digital Loop with DS1 excluding mileage) Zone 1		1	UNC1X	USLXX	\$57.73	\$228.40	\$161.74	\$79.87	\$24.88			\$20.35	\$21.09	\$9.60	\$10.54
4-Wire DS1 Digital Loop in Combination with DS1 Interoffice Transport - Zone 2	Extended 4-Wire DS1 Digital Loop With Dedicated DS1 Interoffice Transport (First 4-Wire DS1 Digital Loop with DS1 excluding mileage) Zone 2		2	UNC1X	USLXX	\$75.40	\$228.40	\$161.74	\$79.87	\$24.88			\$20.35	\$21.09	\$9.60	\$10.54
4-Wire DS1 Digital Loop in Combination with DS1 Interoffice Transport - Zone 3	Extended 4-Wire DS1 Digital Loop With Dedicated DS1 Interoffice Transport (First 4-Wire DS1 Digital Loop with DS1 excluding mileage) Zone 3		3	UNC1X	USLXX	\$98.56	\$228.40	\$161.74	\$79.87	\$24.88			\$20.35	\$21.09	\$9.60	\$10.54
Interoffice Transport - Dedicated - DS1 combination - Per Mile Per Month	Interoffice Transport - Dedicated - DS1 - Per Mile			UNC1X	1L5XX	\$0.3562										
Interoffice Transport - Dedicated - DS1 combination - Facility Termination Per Month				UNC1X	U1TF1	\$77.8300	\$171.24	\$113.12	\$70.07	\$30.90			\$20.35	\$21.05	\$9.60	\$10.54
Nonrecurring Currently Combined Network Elements Switch -As-Is Charge	Nonrecurring Cost for Extended Loop or Local Channel and Interoffice Combination Switch-as-is			UNC1X	UNCCC		\$52.73	\$24.62	\$9.12	\$9.12						
Currently Combined Network Transport Elements (Non-Switched Combinations Resulting from a Conversion)																
Local Channel - Dedicated - 2-Wire VG																
Per Month - Zone 1		**	1	UNCVX	ULDV2	\$17.18										
Per Month - Zone 2			2	UNCVX	ULDV2	\$22.44										
Per Month - Zone 3			3	UNCVX	ULDV2	\$29.34										
Local Channel - Dedicated - 2-Wire VG - Rev																

Unbundled Network Elements
TENNESSEE

UNBUNDLED NETWORK ELEMENT	UNBUNDLED NETWORK ELEMENT AS STATED IN DOCKET 97-01262	Not in TRA Docket 97-01262	Zone	BCS	USOC	RATES				OSS RATES								
						Rec	Nonrecurring		Disconnect		Svc Order Submitted Elec per LSR	Svc Order Submitted Manually per LSR	Incremental Charge - Manual Svc Order vs. Electronic-1st	Incremental Charge - Manual Svc Order vs. Electronic-Add'l	Incremental Charge - Manual Svc Order vs. Electronic-Disc 1st	Incremental Charge - Manual Svc Order vs. Electronic-Disc Add'l		
							First	Add'l	First	Add'l								
							SOMAN		SOMAN								SOMAN	
Per Month - Zone 1			1	UNCVX	ULDR2	\$17.18												
Per Month - Zone 2			2	UNCVX	ULDV2	\$22.44												
Per Month - Zone 3		**	3	UNCVX	ULDV2	\$29.34												
Local Channel - Dedicated - 4-Wire VG																		
Monthly Recurring per month		**		UNCVX	ULDV4	\$20.56												
Local Channel - Dedicated - DS1																		
DS1 Monthly Recurring per month		**		UNC1X	ULDF1	\$20.56	\$201.53	\$24.83	\$55.52	\$5.51		\$20.35	\$10.54	\$13.30				
Interoffice Channel - Dedicated - 2-wire VG																		
Interoffice Channel - Dedicated 2-wire VG - per mile per month		**		UNCVX	1L5XX	\$0.0174												
Interoffice Channel - Dedicated 2-wire VG - Facility Termination per month		**		UNCVX	U1TV2	\$18.58												
Interoffice Channel - Dedicated - 2-wire VG Rev Battery																		
Interoffice Channel - Dedicated 2-wire VG - per mile per month		**		UNCVX	1L5XX	\$0.0174												
Interoffice Channel - Dedicated 2-wire VG - Facility Termination per month		**		UNCVX	U1TR2	\$18.58												
Interoffice Channel - Dedicated - 56kbps																		
Interoffice Channel - Dedicated- 56 kbps - per mile per month		**		UNCDX	1L5XX	\$0.0174												
Interoffice Channel - Dedicated - 56 kbps - Facility Termination per month		**		UNCDX	U1TD5	\$17.98												
Interoffice Channel - Dedicated - 64kbps																		
Interoffice Channel - Dedicated - 64 kbps - per mile per month		**		UNCDX	1L5XX	\$0.0174												
Interoffice Channel - Dedicated - 64 kbps - Facility Termination per month		**		UNCDX	U1TD6	\$17.98												
Interoffice Channel - Dedicated - DS1																		
Interoffice Channel - Dedicated - DS1 - per mile per month		**		UNC1X	1L5XX	\$0.3562												
Interoffice Channel - Dedicated - DS1 - Facility Termination per month		**		UNC1X	U1TF1	\$77.86												
Local Loop - Dedicated - 2-Wire VG																		
Local Loop - Dedicated - 2-Wire VG - Monthly Recurring per month - Zone 1		**	1	UNCVX	UEAL2	\$16.56												
Local Loop - Dedicated - 2-Wire VG - Monthly Recurring per month - Zone 2		**	2	UNCVX	UEAL2	\$21.63												
Local Loop - Dedicated - 2-Wire VG - Monthly Recurring per month - Zone 3		**	3	UNCVX	UEAL2	\$28.28												
Local Loop - Dedicated - 2-Wire VG - Monthly Recurring per mile per month		**		UNCVX	1L5ND	\$0.00												
Local Loop - Dedicated - 2-Wire VG - Rev Bat.																		
Local Loop - Dedicated - 2-Wire VG - Rev Bat - Monthly Recurring per month - Zone 1		**	1	UNCVX	UEAR2	\$16.56												
Local Loop - Dedicated - 2-Wire VG - Rev Bat - Monthly Recurring per month - Zone 2		**	2	UNCVX	UEAR2	\$21.63												
Local Loop - Dedicated - 2-Wire VG - Rev Bat - Monthly Recurring per month - Zone 3		**	3	UNCVX	UEAR2	\$28.28												

Unbundled Network Elements
TENNESSEE

UNBUNDLED NETWORK ELEMENT	UNBUNDLED NETWORK ELEMENT AS STATED IN DOCKET 97-01262	Not in TRA Docket 97-01262	Zone	BCS	USOC	RATES				OSS RATES								
						Nonrecurring		Disconnect		Svc Order Submitted Elec per LSR	Svc Order Submitted Manually per LSR	Incremental Charge - Manual Svc Order vs. Electronic-1st	Incremental Charge - Manual Svc Order vs. Electronic-Add'l	Incremental Charge - Manual Svc Order vs. Electronic-Disc 1st	Incremental Charge - Manual Svc Order vs. Electronic-Disc Add'l			
						Rec	First	Add'l	First							Add'l		
						SOMECS	SOMAN	SOMAN	SOMAN	SOMAN	SOMAN							
Local Loop - Dedicated - 4-Wire VG																		
Local Loop - Dedicated - 4-Wire VG - Monthly Recurring per month - Zone 1		**	1	UNCVX	UEAL4	\$24.70												
Local Loop - Dedicated - 4-Wire VG - Monthly Recurring per month - Zone 2		**	2	UNCVX	UEAL4	\$32.25												
Local Loop - Dedicated - 4-Wire VG - Monthly Recurring per month - Zone 3		**	3	UNCVX	UEAL4	\$42.17												
Local Loop - Dedicated - 2-Wire ISDN Digital																		
Local Loop - Dedicated - 2-Wire ISDN - Monthly Recurring per month - Zone 1		**	1	UNCVX	U1L2X	\$22.00												
Local Loop - Dedicated - 2-Wire ISDN - Monthly Recurring per month - Zone 2		**	2	UNCVX	U1L2X	\$29.02												
Local Loop - Dedicated - 2-Wire ISDN - Monthly Recurring per month - Zone 3		**	3	UNCVX	U1L2X	\$37.95												
Local Loop - Dedicated - 4-Wire 56 kbps																		
Local Loop - Dedicated - 4-Wire 56 kbps Digital - Monthly Recurring per month - Zone 1		**	1	UNCVX	UDL56	\$31.10												
Local Loop - Dedicated - 4-Wire 56 kbps Digital - Monthly Recurring per month - Zone 2		**	2	UNCVX	UDL56	\$40.61												
Local Loop - Dedicated - 4-Wire 56 kbps Digital - Monthly Recurring per month - Zone 3		**	3	UNCVX	UDL56	\$53.11												
Local Loop - Dedicated - 4-Wire 64 kbps																		
Local Loop - Dedicated - 4-Wire 64 kbps Digital - Monthly Recurring per month - Zone 1		**	1	UNCVX	UDL64	\$31.10												
Local Loop - Dedicated - 4-Wire 64 kbps Digital - Monthly Recurring per month - Zone 2		**	2	UNCVX	UDL64	\$40.61												
Local Loop - Dedicated - 4-Wire 64 kbps Digital - Monthly Recurring per month - Zone 3		**	3	UNCVX	UDL64	\$53.11												
Local Loop - Dedicated - DS1																		
Local Loop - Dedicated - DS1 - Monthly Recurring per month - Zone 1		**	1	UNC1X	USLXX	\$57.73												
Local Loop - Dedicated - DS1 - Monthly Recurring per month - Zone 2		**	2	UNC1X	USLXX	\$75.40												
Local Loop - Dedicated - DS1 - Monthly Recurring per month - Zone 3		**	3	UNC1X	USLXX	\$98.59												
DS1 Channelization																		
DS1 to DS0 Channel System per month		**		UNC1X	MQ1	\$80.77												
OCU-DP COCI (data) - DS1 to DS0 Channel System - per month (2.4-64kbs)		**		UNCDX	1D1DD	\$1.82												
2-wire ISDN COCI (BRITE) - DS1 to DS0 Channel System - per month		**		UNCNX	UC1CA	\$3.10												
Voice Grade COCI - DS1 to DS0 Channel System - per month		**		UNCVX	1D1VG	\$0.91												
MULTIPLEXERS																		
DS3 to DS1 Channel System per month		**		UNC3X	MQ3	\$222.98												

Unbundled Network Elements
TENNESSEE

	UNBUNDLED NETWORK ELEMENT	UNBUNDLED NETEORK ELEMENT AS STATED IN DOCKET 97-01262	Not in TRA Docket 97-01262	Zone	BCS	USOC	RATES				OSS RATES						
							Rec	Nonrecurring		Disconnect		Svc Order Submitted Elec per LSR	Svc Order Submitted Manually per LSR	Incremental Charge - Manual Svc Order vs. Electronic-1st	Incremental Charge - Manual Svc Order vs. Electronic-Add'l	Incremental Charge - Manual Svc Order vs. Electronic-Disc 1st	Incremental Charge - Manual Svc Order vs. Electronic-Disc Add'l
								First	Add'l	First	Add'l						
								SOMECH	SOMAN	SOMAN	SOMAN						
	STS1 to DS1 Channel System per month		**		UNCSX	MQ3	\$222.98										
	DS3 Interface Unit (DS1 COCI) used with Loop per month		**		UNC1X	UC1D1	\$17.58										
* Rates for these elements, products or services were not ordered by the TRA in Docket No. 97-01262. However, such elements, products or services are necessary for the provision of other elements, products or services for which permanent rates were ordered.																	
** Rates for these elements, products or services are related to a combination(s) ordered by the TRA in Docket No. 97-01262.																	

LOCAL INTERCONNECTION
Tennessee
Xspedius

UNBUNDLED NETWORK ELEMENT	UNBUNDLED NETWORK ELEMENT AS STATED IN DOCKET 97-01262	Not in TRA Docket 97- 01262	Zone	BCS	USOC	RATES				OSS RATES					
						Nonrecurring		Disconnect		Svc Order Sub-mitted Elec per LSR	Svc Order Submitted Manually per LSR	Incremental Charge - Manual Svc Order vs. Electronic-1st	Incremental Charge - Manual Svc Order vs. Electronic-Add1	Incremental Charge - Manual Svc Order vs. Electronic-Disc 1st	Incremental Charge - Manual Svc Order vs. Electronic-Disc Add1
						Rec	First	Add1	First						
						Rec	First	Add1	First	Add1	SOMECS	SOMAN	SOMAN	SOMAN	SOMAN
LOCAL INTERCONNECTION (CALL TRANSPORT AND TERMINATION)															
END OFFICE SWITCHING															
End Office Switching Function, Per MOU	End office switching function					\$0.0008041									
TANDEM SWITCHING															
Tandem Switching Function Per MOU	Tandem switching function					\$0.0009778									
LOCAL INTERCONNECTION (TRANSPORT)															
COMMON TRANSPORT (Shared)															
Common Transport - Per Mile, Per MOU	Common transport - per mile, per MOU					\$0.0000064									
Common Transport - Facilities Termination Per MOU	Common Transport - Facilities Termination per MOU					\$0.0003871									
INTEROFFICE CHANNEL - DEDICATED TRANSPORT - VOICE GRADE															
Interoffice Channel - Dedicated Transport - 2-Wire Voice Grade - Per Mile per month	Interoffice Transport - Dedicated - Voice Grade				U1TVX	1L5XF	\$0.0174								
Interoffice Channel - Dedicated Transport- 2-Wire Voice Grade - Facility Termination per month	Interoffice Transport - Dedicated - 2-Wire Voice Grade - Facility Termination				U1TVX	1L5XF	\$18.58	\$55.39	\$17.37	\$27.96	\$3.51	\$20.35	\$21.09	\$9.80	\$10.54
INTEROFFICE CHANNEL - DEDICATED TRANSPORT - 56/64 Kbps															
Interoffice Channel - Dedicated Transport - 56 kbps - per mile per month	Interoffice Transport - Dedicated DSO - 56/64 kbps - Interoffice Transport - Dedicated - DSO - per mile				U1TDX	1L5XK	\$0.0174								
Interoffice Channel - Dedicated Transport - 56 kbps - Facility Termination per month	Interoffice Transport - Dedicated DSO - 56/64 kbps - Interoffice Transport - Dedicated - DSO - Facility Termination				U1TDX	1L5XK	\$17.98	\$55.39	\$17.37	\$27.96	\$3.51	\$20.35	\$21.09	\$9.80	\$10.54
Interoffice Channel - Dedicated Transport - 64 kbps - per mile per month	Interoffice Transport - Dedicated DSO - 56/64 kbps - Interoffice Transport - Dedicated - DSO - per mile				U1TDX	1L5XK	\$0.0174								
Interoffice Channel - Dedicated Transport - 64 kbps - Facility Termination per month	Interoffice Transport - Dedicated DSO - 56/64 kbps - Interoffice Transport - Dedicated - DSO - Facility Termination				U1TDX	1L5XK	\$17.98	\$55.39	\$17.37	\$27.96	\$3.51	\$20.35	\$21.09	\$9.80	\$10.54
INTEROFFICE CHANNEL - DEDICATED TRANSPORT - DS1															
Interoffice Channel - Dedicated Channel - DS1 Per Mile per month	Interoffice Transport - Dedicated - DS1 - per mile				U1TD1	1L5XIL	\$0.3562								
Interoffice Channel - Dedicated Transport - DS1 Facility Termination per month	Interoffice Transport - Dedicated - DS1 - Facility Termination				U1TD1	1L5XIL	\$77.86	\$112.40	\$76.27	\$19.55	\$14.99	\$20.35	\$21.09	\$9.80	\$10.54
LOCAL CHANNEL - DEDICATED TRANSPORT															
Local Channel - Dedicatd - 2-Wire Voice Grade per month - Zone 1	Local Channel - Dedicated - 2-Wire Voice Grade [shown here deaveraged]		1	ULDVX	TEFV3	\$17.18	\$199.33	\$24.16	\$54.81	\$4.80	\$20.35	\$10.54	\$13.30	\$0.00	
Local Channel - Dedicatd - 2-Wire Voice Grade per month - Zone 2	Local Channel - Dedicated - 2-Wire Voice Grade [shown here deaveraged]		2	ULDVX	TEFV3	\$22.44	\$199.33	\$24.16	\$54.81	\$4.80	\$20.35	\$10.54	\$13.30	\$0.00	
Local Cahnnel - Dedicated 2-Wire Voice Grade per month - Zone 3	Local Channel - Dedicated - 2-Wire Voice Grade [shown here deaveraged]		3	ULDVX	TEFV3	\$29.34	\$199.33	\$24.16	\$54.81	\$4.80	\$20.35	\$10.54	\$13.30	\$0.00	
Local Channel - Dedicated - 4-Wire Voice Grade per month - Zone 1	Local Channel - Dedicated - 4-Wire Voice Grade [shown here deaveraged]		1	ULDDX	TEFV4	\$18.18	\$201.53	\$24.83	\$55.52	\$5.51	\$20.35	\$10.54	\$13.30	\$0.00	
Local Channel - Dedicated - 4-Wire Voice Grade per month - Zone 2	Local Channel - Dedicated - 4-Wire Voice Grade [shown here deaveraged]		2	ULDDX	TEFV4	\$23.74	\$201.53	\$24.83	\$55.52	\$5.51	\$20.35	\$10.54	\$13.30	\$0.00	
Local Channel - Dedicated - 4-Wire Voice Grade per month - Zone 3	Local Channel - Dedicated - 4-Wire Voice Grade [shown here deaveraged]		3	ULDDX	TEFV4	\$31.05	\$201.53	\$24.83	\$55.52	\$5.51	\$20.35	\$10.54	\$13.30	\$0.00	
Local Channel - Dedicated - DS1 per month - Zone 1	Local Channel - Dedicated - Dedicated DS1 [shown here deaveraged]		1	ULDD1	TEFHG	\$36.24	\$277.35	\$233.26	\$33.18	\$22.30	\$45.68	\$1.76	\$21.75	\$1.76	
Local Channel - Dedicated - DS1 per month - Zone 2	Local Channel - Dedicated - Dedicated DS1 [shown here deaveraged]		2	ULDD1	TEFHG	\$47.33	\$277.35	\$233.26	\$33.18	\$22.30	\$45.68	\$1.76	\$21.75	\$1.76	
Local Channel - Dedicated - DS1 per month - Zone 3	Local Channel - Dedicated - Dedicated DS1 [shown here deaveraged]		3	ULDD1	TEFHG	\$61.89	\$277.35	\$233.26	\$33.18	\$22.30	\$45.68	\$1.76	\$21.75	\$1.76	
MULTIPLEXERS															

LOCAL INTERCONNECTION
Tennessee
Xspedius

UNBUNDLED NETWORK ELEMENT	UNBUNDLED NETWORK ELEMENT AS STATED IN DOCKET 97-01262	Not in TRA Docket 97- 01262	Zone	BCS	USOC	RATES					OSS RATES					
						Rec	Nonrecurring		Disconnect		Svc Order Sub-mitted Elec per LSR	Svc Order Submitted Manually per LSR	Incremental Charge - Manual Svc Order vs. Electronic-1st	Incremental Charge - Manual Svc Order vs. Electronic-Add'l	Incremental Charge - Manual Svc Order vs. Electronic-Disc 1st	Incremental Charge - Manual Svc Order vs. Electronic-Disc Add'l
							First	Add'l	First	Add'l						
							SOMECS	SOMAN	SOMAN	SOMAN						
Channelization - DS1 to DS0 Channel System	Channelization - Channel System DS1 to DSO			UXTD1	SATC1	\$80.77	\$141.87	\$77.11	\$14.51	\$13.46			\$20.35	\$9.80	\$11.49	\$1.18
OCU-DP COCI (data) - DS1 to DS0 Channel System - per month (2.4-64kbs)	Interface Unit - Interface DS1 to DSO - OCU - DP Card			UDL	SATSA	\$1.82	\$6.07	\$4.66					\$20.35	\$9.80	\$11.49	\$1.18
2-wire ISDN COCI (BRITE) - DS1 to DS0 Channel System - per month	Interface Unit - Interface DS1 to DSO - Brite Card			UDN	SATSA	\$3.10	\$6.07	\$4.66					\$20.35	\$9.80	\$11.49	\$1.18
Voice Grade COCI - DS1 to DS0 Channel System - per month	Interface Unit - Interface DS1 to DSO - Voice Grade Card			UEA	SATSA	\$0.91	\$6.07	\$4.66					\$20.35	\$9.80	\$11.49	\$1.18
DS3 to DS1 Channel System per month	Channelization - Channel System DS3 to DS1			UXTD3	SATCS	\$222.98	\$308.03	\$108.47	\$44.47	\$42.62			\$20.35	\$9.80	\$11.49	\$1.18
DS3 Interface Unit (DS1 COCI) per month	Interface Unit - Interface DS3 to DS1			USL	SATCO	\$17.58	\$6.07	\$4.66					\$20.35	\$9.80	\$11.49	\$1.18

ODUF/ADUF/CMD5
Tennessee
Xspedius

UNBUNDLED NETWORK ELEMENT	UNBUNDLED NETWORK ELEMENT AS STATED IN DOCKET 97-01262	Not in TRA Docket 97-01262	Zone	BCS	USOC	RATES				OSS RATES					
						Rec	Nonrecurring		Disconnect		Svc Order Submitted Elec per LSR	Svc Order Submitted Manually per LSR	Incremental Charge - Manual Svc Order vs. Electronic-1st	Incremental Charge - Manual Svc Order vs. Electronic-Add'l	Incremental Charge - Manual Svc Order vs. Electronic-Disc 1st
							First	Add'l	First	Add'l					
							SOMECH	SOMAN	SOMAN	SOMAN					
ODUF/EDOUF/ADUF/CMD5															
OPTIONAL DAILY USAGE FILE (ODUF)															
ODUF: Recording, per message	OSS OLEC Daily Usage File Recording per message				N/A	\$0.0000044									
ODUF: Message Processing, per message	OSS OLEC Daily Usage File Message Distribution per message				N/A	\$0.0027366									
ODUF: Message Processing, per Magnetic Tape provisioned	OSS OLEC Daily Usage File Message Distribution per magnetic tape provisioned				N/A	\$52.75									
ODUF: Data Transmission (CONNECT:DIRECT), per message	OSS OLEC Daily Usage File Data Transmission (Connect: Direct), per message				N/A	\$0.0000339									

AMENDMENT TO
INTERCONNECTION AGREEMENT BETWEEN
BELLSOUTH TELECOMMUNICATIONS, INC.
AND
Xspedius Corp.
DATED January 1, 2000

This Agreement (the "Amendment") is made and entered into between BellSouth Telecommunications, Inc. ("BellSouth") a Georgia corporation, and Xspedius Corp ("Xspedius"), a Louisiana corporation.

WHEREAS, the Parties desire to amend that certain Interconnection Agreement between BellSouth and Xspedius dated January 1, 2000 (the "Interconnection Agreement") in order to incorporate vertical features and charges.

NOW THEREFORE, in consideration of the mutual provisions contained herein and other good and valuable consideration, the receipt and sufficiency of which are hereby acknowledged, BellSouth and Xspedius hereby covenant and agree as follows:

1. The Interconnection Agreement is hereby amended to restructure vertical features and feature charges located in the Port and Loop/Port Combination sections of Attachment 2, Exhibit C, as follows:
 - a. Delete individual feature charges and the 'three available' feature category and charges;
 - b. Delete non-recurring charges for features; only OSS will apply;
 - c. Provide 'all available' features and charges as reflected in Exhibit 1 and by reference made a part of this Amendment.
3. The Parties agree that all of the other provisions of the Interconnection Agreement, dated January 1, 2000, shall remain in full force and effect.
4. The Parties further agree that either or both of the Parties is authorized to submit this Amendment to the appropriate regulatory body having jurisdiction over the subject matter of this Amendment, for approval subject to Section 252(e) of the federal Telecommunications Act of 1996.

This Amendment is made effective upon the date that it is signed by both Parties.

IN WITNESS WHEREOF, the parties hereto have caused this Amendment to be executed by their respective duly authorized representatives on the data indicated below.

Signed:

BellSouth Telecommunications, Inc.

Xspedius Corp.

By: Signature on File

By: Signature on File

Title: Senior Director

Title: CFO

Date: 10-15-2001

Date: 10-08-2001

249606

Unbundled Network Elements
ALABAMA

CATEGORY	NOTES	UNBUNDLED NETWORK ELEMENT	Interim	Zone	BCS	USOC	RATES (\$)						OSS RATES (\$)							
							Nonrecurring			Nonrecurring Disconnect			SOMEC	SOMAN	SOMAN	SOMAN	SOMAN	SOMAN		
							Rec	First	Add'l	First	Add'l									
UNBUNDLED LOCAL EXCHANGE SWITCHING(PORTS)																				
		2-WIRE VOICE GRADE LINE PORT RATES (RES)																		
		All Available Vertical Feature			UEPSR	UEPVF	2.64	0	0								27.37	12.97	17.77	1.44
		2-WIRE VOICE GRADE LINE PORT RATES (BUS)																		
		All Available Vertical Feature			UEPSB	UEPVF	2.64	0	0								27.37	12.97	17.77	1.44
		EXCHANGE PORT RATES (2-WIRE ISDN - RES)																		
		All Available Vertical Feature			UEPTX	UEPVF	2.64	0	0											
		EXCHANGE PORT RATES (2-WIRE ISDN - BUS)																		
		All Available Vertical Feature			UEPSX	UEPVF	2.64	0	0											
		EXCHANGE PORT RATES (2-WIRE PBX - RES)																		
		All Available Vertical Feature			UEPSE	UEPVF	2.64	0	0								27.37	12.97	17.77	0.48
		EXCHANGE PORT RATES (2-WIRE PBX - BUS)																		
		All Available Vertical Features			UEPSP	UEPVF	2.64	0	0								27.37	12.97	17.77	0.48
UNBUNDLED PORT/LOOP COMBINATIONS - COST BASED RATES																				
		Features shall apply to the Unbundled Port/Loop Combination - Cost Based Rate section in the same manner as they are applied to the Stand-Alone Unbundled Port section of this Rate Exhibit.																		
		2-WIRE VOICE GRADE LOOP WITH 2-WIRE LINE PORT (RES)																		
		All Available Vertical Feature			UEPRX	UEPVF	2.64	0	0								40.71	9.58		
		2-WIRE VOICE GRADE LOOP WITH 2-WIRE LINE PORT (BUS)																		
		All Available Vertical Feature			UEPBX	UEPVF	2.64	0	0								40.71	9.58		
		2-WIRE VOICE GRADE LOOP WITH 2-WIRE LINE PORT (RES - PBX)																		
		All Available Vertical Feature			UEPRG	UEPVF	2.64	0	0								40.71	9.58		
		2-WIRE VOICE GRADE LOOP WITH 2-WIRE LINE PORT (BUS - PBX)																		
		All Available Vertical Feature			UEPPX	UEPVF	2.64	0	0								40.71	9.58		
		2-WIRE ISDN DIGITAL GRADE LOOP WITH 2-WIRE ISDN DIGITAL LINE SIDE PORT (RES)																		
		All Vertical Features - One per Channel B User Profile			UEPPR	UEPVF	2.64	0	0								19.99	19.99	0.42	20
		2-WIRE ISDN DIGITAL GRADE LOOP WITH 2-WIRE ISDN DIGITAL LINE SIDE PORT (RES)																		
		All Vertical Features - One per Channel B User Profile			UEPPB	UEPVF	2.64	0	0								19.99	19.99	0.42	20
		Exchange Ports Associated with 4-Wire DS1 Loop with Channelization with Port FEATURES - Vertical and Optional																		
		Local Switching Features Offered with Line Side Ports Only																		
		All Available Vertical Feature			UEPPX	UEPVF	2.64	0	0								19.99			

Unbundled Network Elements
FLORIDA

CATEGORY	NOTES	UNBUNDLED NETWORK ELEMENT	Interim	Zone	BCS	USOC	RATES (\$)					OSS RATES (\$)												
							Nonrecurring			Nonrecurring Disconnect		Svc Order Submitted Elec per LSR	Svc Order Submitted Manually per LSR	Incremental Charge - Manual Svc Order vs. Electronic-1st	Incremental Charge - Manual Svc Order vs. Electronic-Add'l	Incremental Charge - Manual Svc Order vs. Electronic-Disc 1st	Incremental Charge - Manual Svc Order vs. Electronic-Disc Add'l							
							Rec	First	Add'l	First	Add'l							SOMEc	SOMAN	SOMAN	SOMAN	SOMAN	SOMAN	
UNBUNDLED LOCAL EXCHANGE SWITCHING(PORTS)																								
		2-WIRE VOICE GRADE LINE PORT RATES (RES)																						
		All Available Vertical Feature			UEPSR	UEPVF	2.17	0	0															
		2-WIRE VOICE GRADE LINE PORT RATES (BUS)																						
		All Available Vertical Feature			UEPSB	UEPVF	2.17	0	0															
		EXCHANGE PORT RATES (2-WIRE ISDN - RES)																						
		All Available Vertical Feature			UEPTX	UEPVF	2.17	0	0															
		EXCHANGE PORT RATES (2-WIRE ISDN - BUS)																						
		All Available Vertical Feature			UEPSX	UEPVF	2.17	0	0															
		EXCHANGE PORT RATES (2-WIRE PBX - RES)																						
		All Available Vertical Feature			UEPSE	UEPVF	2.17	0	0				21.56	21.56	3.84	3.84								
		EXCHANGE PORT RATES (2-WIRE PBX - BUS)																						
		All Available Vertical Features			UEPSP	UEPVF	2.17	0	0				21.56	21.56	3.84	3.84								
UNBUNDLED PORT/LOOP COMBINATIONS - COST BASED RATES																								
		Features shall apply to the Unbundled Port/Loop Combination - Cost Based Rate section in the same manner as they are applied to the Stand-Alone Unbundled Port section of this Rate Exhibit.																						
		2-WIRE VOICE GRADE LOOP WITH 2-WIRE LINE PORT (RES)																						
		All Available Vertical Feature			UEPRX	UEPVF	2.17	0	0				21.56	21.56										
		2-WIRE VOICE GRADE LOOP WITH 2-WIRE LINE PORT (BUS)																						
		All Available Vertical Feature			UEPBX	UEPVF	2.17	0	0				21.56	21.56										
		2-WIRE VOICE GRADE LOOP WITH 2-WIRE LINE PORT (RES - PBX)																						
		All Available Vertical Feature			UEPRG	UEPVF	2.17	0	0				21.56	21.56										
		2-WIRE VOICE GRADE LOOP WITH 2-WIRE LINE PORT (BUS - PBX)																						
		All Available Vertical Feature			UEPPX	UEPVF	2.17	0	0				21.56	21.56										
		2-WIRE ISDN DIGITAL GRADE LOOP WITH 2-WIRE ISDN DIGITAL LINE SIDE PORT (RES)																						
		All Vertical Features - One per Channel B User Profile			UEPPR	UEPVF	2.17	0	0				19.99	19.99	0.42	3.84								
		2-WIRE ISDN DIGITAL GRADE LOOP WITH 2-WIRE ISDN DIGITAL LINE SIDE PORT (RES)																						
		All Vertical Features - One per Channel B User Profile			UEPPB	UEPVF	2.17	0	0				19.99	19.99	0.42	3.84								
		Exchange Ports Associated with 4-Wire DS1 Loop with Channelization with Port FEATURES - Vertical and Optional																						
		Local Switching Features Offered with Line Side Ports Only																						
		All Available Vertical Feature			UEPPX	UEPVF	2.17	0	0				19.99											

Unbundled Network Elements
GEORGIA

CATEGORY	NOTES	UNBUNDLED NETWORK ELEMENT	Interim	Zone	BCS	USOC	RATES (\$)					OSS RATES (\$)						
							Nonrecurring			Nonrecurring Disconnect		Svc Order Submitted Elec per LSR	Svc Order Submitted Manually per LSR	Incremental Charge - Manual Svc Order vs. Electronic-1st	Incremental Charge - Manual Svc Order vs. Electronic-Add'l	Incremental Charge - Manual Svc Order vs. Electronic-Disc 1st	Incremental Charge - Manual Svc Order vs. Electronic-Disc Add'l	
							Rec	First	Add'l	First	Add'l							SOMEK
UNBUNDLED LOCAL EXCHANGE SWITCHING(PORTS)																		
		2-WIRE VOICE GRADE LINE PORT RATES (RES)																
		All Available Vertical Feature			UEPSR	UEPVF	0	0	0				18.94	8.42				
		2-WIRE VOICE GRADE LINE PORT RATES (BUS)																
		All Available Vertical Feature			UEPSB	UEPVF	0	0	0				18.94	8.42				
		EXCHANGE PORT RATES (2-WIRE ISDN - RES)																
		All Available Vertical Feature			UEPTX	UEPVF	0	0	0									
		EXCHANGE PORT RATES (2-WIRE ISDN - BUS)																
		All Available Vertical Feature			UEPSX	UEPVF	0	0	0									
		EXCHANGE PORT RATES (2-WIRE PBX - RES)																
		All Available Vertical Feature			UEPSE	UEPVF	0	0	0				18.94	8.42				
		EXCHANGE PORT RATES (2-WIRE PBX - BUS)																
		All Available Vertical Features			UEPSP	UEPVF	0	0	0				18.94	8.42				
UNBUNDLED PORT/LOOP COMBINATIONS - COST BASED RATES																		
		Features shall apply to the Unbundled Port/Loop Combination - Cost Based Rate section in the same manner as they are applied to the Stand-Alone Unbundled Port section of this Rate Exhibit.																
		2-WIRE VOICE GRADE LOOP WITH 2-WIRE LINE PORT (RES)																
		All Available Vertical Feature			UEPRX	UEPVF	0	0	0				33.67	7.88				
		2-WIRE VOICE GRADE LOOP WITH 2-WIRE LINE PORT (BUS)																
		All Available Vertical Feature			UEPBX	UEPVF	0	0	0				33.67	7.88				
		2-WIRE VOICE GRADE LOOP WITH 2-WIRE LINE PORT (RES - PBX)																
		All Available Vertical Feature			UEPRG	UEPVF	0	0	0				33.67	7.88				
		2-WIRE VOICE GRADE LOOP WITH 2-WIRE LINE PORT (BUS - PBX)																
		All Available Vertical Feature			UEPPX	UEPVF	0	0	0				33.67	7.88				
		2-WIRE ISDN DIGITAL GRADE LOOP WITH 2-WIRE ISDN DIGITAL LINE SIDE PORT (RES)																
		All Vertical Features - One per Channel B User Profile			UEPPR	UEPVF	0	0	0				19.99	19.99	0.42		20	
		2-WIRE ISDN DIGITAL GRADE LOOP WITH 2-WIRE ISDN DIGITAL LINE SIDE PORT (RES)																
		All Vertical Features - One per Channel B User Profile			UEPPB	UEPVF	0	0	0				19.99	19.99	0.42		20	
		Exchange Ports Associated with 4-Wire DS1 Loop with Channelization with Port FEATURES - Vertical and Optional																
		Local Switching Features Offered with Line Side Ports Only																
		All Available Vertical Feature			UEPPX	UEPVF	0	0	0				19.99					

Unbundled Network Elements
KENTUCKY

CATEGORY	NOTES	UNBUNDLED NETWORK ELEMENT	Interim	Zone	BCS	USOC	RATES (\$)					OSS RATES (\$)													
							Nonrecurring			Nonrecurring Disconnect		Svc Order Submitted Elec per LSR	Svc Order Submitted Manually per LSR	Incremental Charge - Manual Svc Order vs. Electronic-1st	Incremental Charge - Manual Svc Order vs. Electronic-Add'l	Incremental Charge - Manual Svc Order vs. Electronic-Disc 1st	Incremental Charge - Manual Svc Order vs. Electronic-Disc Add'l								
							Rec	First	Add'l	First	Add'l							SOMECD	SOMAN	SOMAN	SOMAN	SOMAN	SOMAN		
UNBUNDLED LOCAL EXCHANGE SWITCHING(PORTS)																									
		2-WIRE VOICE GRADE LINE PORT RATES (RES)																							
		All Available Vertical Feature			UEPSR	UEPVF	3.39	0	0																
		2-WIRE VOICE GRADE LINE PORT RATES (BUS)																							
		All Available Vertical Feature			UEPSB	UEPVF	3.39	0	0																
		EXCHANGE PORT RATES (2-WIRE ISDN - RES)																							
		All Available Vertical Feature			UEPTX	UEPVF	3.39	0	0																
		EXCHANGE PORT RATES (2-WIRE ISDN - BUS)																							
		All Available Vertical Feature			UEPSX	UEPVF	3.39	0	0																
		EXCHANGE PORT RATES (2-WIRE PBX - RES)																							
		All Available Vertical Feature			UEPSE	UEPVF	3.39	0	0																
		EXCHANGE PORT RATES (2-WIRE PBX - BUS)																							
		All Available Vertical Features			UEPSP	UEPVF	3.39	0	0																
UNBUNDLED PORT/LOOP COMBINATIONS - COST BASED RATES																									
		Features shall apply to the Unbundled Port/Loop Combination - Cost Based Rate section in the same manner as they are applied to the Stand-Alone Unbundled Port section of this Rate Exhibit.																							
		2-WIRE VOICE GRADE LOOP WITH 2-WIRE LINE PORT (RES)																							
		All Available Vertical Feature			UEPRX	UEPVF	3.39	0	0													19.99			
		2-WIRE VOICE GRADE LOOP WITH 2-WIRE LINE PORT (BUS)																							
		All Available Vertical Feature			UEPBX	UEPVF	3.39	0	0													19.99			
		2-WIRE VOICE GRADE LOOP WITH 2-WIRE LINE PORT (RES - PBX)																							
		All Available Vertical Feature			UEPRG	UEPVF	3.39	0	0													19.99			
		2-WIRE VOICE GRADE LOOP WITH 2-WIRE LINE PORT (BUS - PBX)																							
		All Available Vertical Feature			UEPPX	UEPVF	3.39	0	0													19.99			
		2-WIRE ISDN DIGITAL GRADE LOOP WITH 2-WIRE ISDN DIGITAL LINE SIDE PORT (RES)																							
		All Vertical Features - One per Channel B User Profile			UEPPR	UEPVF	3.39	0	0													19.99	19.99	0.42	20
		2-WIRE ISDN DIGITAL GRADE LOOP WITH 2-WIRE ISDN DIGITAL LINE SIDE PORT (RES)																							
		All Vertical Features - One per Channel B User Profile			UEPPB	UEPVF	3.39	0	0													19.99	19.99	0.42	20
		Exchange Ports Associated with 4-Wire DS1 Loop with Channelization with Port FEATURES - Vertical and Optional																							
		Local Switching Features Offered with Line Side Ports Only																							
		All Available Vertical Feature			UEPPX	UEPVF	3.39	0	0													19.99			

Unbundled Network Elements
MISSISSIPPI

CATEGORY	NOTES	UNBUNDLED NETWORK ELEMENT	Interim	Zone	BCS	USOC	RATES (\$)						OSS RATES (\$)					
							Nonrecurring			Nonrecurring Disconnect			SOMEC	SOMAN	SOMAN	SOMAN	SOMAN	SOMAN
							Rec	First	Add'l	First	Add'l							
UNBUNDLED LOCAL EXCHANGE SWITCHING(PORTS)																		
2-WIRE VOICE GRADE LINE PORT RATES (RES)																		
		All Available Vertical Feature			UEPSR	UEPVF	3.21	0	0					25.52	11.34	16.06		
2-WIRE VOICE GRADE LINE PORT RATES (BUS)																		
		All Available Vertical Feature			UEPSB	UEPVF	3.21	0	0					25.52	11.34	16.06		
EXCHANGE PORT RATES (2-WIRE ISDN - RES)																		
		All Available Vertical Feature			UEPTX	UEPVF	3.21	0	0									
EXCHANGE PORT RATES (2-WIRE ISDN - BUS)																		
		All Available Vertical Feature			UEPSX	UEPVF	3.21	0	0									
EXCHANGE PORT RATES (2-WIRE PBX - RES)																		
		All Available Vertical Feature			UEPSE	UEPVF	3.21	0	0					25.52	11.34	16.06		
EXCHANGE PORT RATES (2-WIRE PBX - BUS)																		
		All Available Vertical Features			UEPSP	UEPVF	3.21	0	0					25.52	11.34	16.06		
UNBUNDLED PORT/LOOP COMBINATIONS - COST BASED RATES																		
Features shall apply to the Unbundled Port/Loop Combination - Cost Based Rate section in the same manner as they are applied to the Stand-Alone Unbundled Port section of this Rate Exhibit.																		
2-WIRE VOICE GRADE LOOP WITH 2-WIRE LINE PORT (RES)																		
		All Available Vertical Feature			UEPRX	UEPVF	3.21	0	0					43.52	9.99			
2-WIRE VOICE GRADE LOOP WITH 2-WIRE LINE PORT (BUS)																		
		All Available Vertical Feature			UEPBX	UEPVF	3.21	0	0					43.52	9.99			
2-WIRE VOICE GRADE LOOP WITH 2-WIRE LINE PORT (RES - PBX)																		
		All Available Vertical Feature			UEPRG	UEPVF	3.21	0	0					43.52	9.99			
2-WIRE VOICE GRADE LOOP WITH 2-WIRE LINE PORT (BUS - PBX)																		
		All Available Vertical Feature			UEPPX	UEPVF	3.21	0	0					43.52	9.99			
2-WIRE ISDN DIGITAL GRADE LOOP WITH 2-WIRE ISDN DIGITAL LINE SIDE PORT (RES)																		
		All Vertical Features - One per Channel B User Profile			UEPPR	UEPVF	3.21	0	0					19.99	19.99	0.42	20	
2-WIRE ISDN DIGITAL GRADE LOOP WITH 2-WIRE ISDN DIGITAL LINE SIDE PORT (RES)																		
		All Vertical Features - One per Channel B User Profile			UEPPB	UEPVF	3.21	0	0					19.99	19.99	0.42	20	
Exchange Ports Associated with 4-Wire DS1 Loop with Channelization with Port FEATURES - Vertical and Optional																		
Local Switching Features Offered with Line Side Ports Only																		
		All Available Vertical Feature			UEPPX	UEPVF	3.21	0	0					19.99				

Unbundled Network Elements
NORTH CAROLINA

CATEGORY	NOTES	UNBUNDLED NETWORK ELEMENT	Interim	Zone	BCS	USOC	RATES (\$)					OSS RATES (\$)												
							Nonrecurring			Nonrecurring Disconnect		SOME C	SOMAN	SOMAN	SOMAN	SOMAN	SOMAN							
							Rec	First	Add'l	First	Add'l													
UNBUNDLED LOCAL EXCHANGE SWITCHING(PORTS)																								
		2-WIRE VOICE GRADE LINE PORT RATES (RES)																						
		All Available Vertical Feature			UEPSR	UEPVF	2.92	0	0															
		2-WIRE VOICE GRADE LINE PORT RATES (BUS)																						
		All Available Vertical Feature			UEPSB	UEPVF	2.92	0	0															
		EXCHANGE PORT RATES (2-WIRE ISDN - RES)																						
		All Available Vertical Feature			UEPTX	UEPVF	2.92	0	0															
		EXCHANGE PORT RATES (2-WIRE ISDN - BUS)																						
		All Available Vertical Feature			UEPSX	UEPVF	2.92	0	0															
		EXCHANGE PORT RATES (2-WIRE PBX - RES)																						
		All Available Vertical Feature			UEPSE	UEPVF	2.92	0	0															
		EXCHANGE PORT RATES (2-WIRE PBX - BUS)																						
		All Available Vertical Features			UEPSP	UEPVF	2.92	0	0															
UNBUNDLED PORT/LOOP COMBINATIONS - COST BASED RATES																								
Features shall apply to the Unbundled Port/Loop Combination - Cost Based Rate section in the same manner as they are applied to the Stand-Alone Unbundled Port section of this Rate Exhibit.																								
		2-WIRE VOICE GRADE LOOP WITH 2-WIRE LINE PORT (RES)																						
		All Available Vertical Feature			UEPRX	UEPVF	2.92	0	0															
		2-WIRE VOICE GRADE LOOP WITH 2-WIRE LINE PORT (BUS)																						
		All Available Vertical Feature			UEPBX	UEPVF	2.92	0	0															
		2-WIRE VOICE GRADE LOOP WITH 2-WIRE LINE PORT (RES - PBX)																						
		All Available Vertical Feature			UEPRG	UEPVF	2.92	0	0															
		2-WIRE VOICE GRADE LOOP WITH 2-WIRE LINE PORT (BUS - PBX)																						
		All Available Vertical Feature			UEPPX	UEPVF	2.92	0	0															
		2-WIRE ISDN DIGITAL GRADE LOOP WITH 2-WIRE ISDN DIGITAL LINE SIDE PORT (RES)																						
		All Vertical Features - One per Channel B User Profile			UEPPR	UEPVF	2.92	0	0													19.99	20	
		2-WIRE ISDN DIGITAL GRADE LOOP WITH 2-WIRE ISDN DIGITAL LINE SIDE PORT (RES)																						
		All Vertical Features - One per Channel B User Profile			UEPPB	UEPVF	2.92	0	0													19.99	20	
		Exchange Ports Associated with 4-Wire DS1 Loop with Channelization with Port FEATURES - Vertical and Optional																						
		Local Switching Features Offered with Line Side Ports Only																						
		All Available Vertical Feature			UEPPX	UEPVF	2.92	0	0															

AMENDMENT TO
INTERCONNECTION AGREEMENT BETWEEN
BELLSOUTH TELECOMMUNICATIONS, INC.
AND
Xspedius Corp.
DATED January 1, 2000

This Agreement (the "Amendment") is made and entered into between BellSouth Telecommunications, Inc. ("BellSouth") a Georgia corporation, and Xspedius Corp ("Xspedius"), a Louisiana corporation.

WHEREAS, the Parties desire to amend that certain Interconnection Agreement between BellSouth and Xspedius dated January 1, 2000 (the "Interconnection Agreement") in order to incorporate Disaster Recovery.

NOW THEREFORE, in consideration of the mutual provisions contained herein and other good and valuable consideration, the receipt and sufficiency of which are hereby acknowledged, BellSouth and Xspedius hereby covenant and agree as follows:

1. The Interconnection Agreement is hereby amended to add Disaster Recovery, attached as Exhibit J:
2. The Parties agree that all of the other provisions of the Interconnection Agreement, dated January 1, 2000, shall remain in full force and effect.
3. The Parties further agree that either or both of the Parties is authorized to submit this Amendment to the appropriate regulatory body having jurisdiction over the subject matter of this Amendment, for approval subject to Section 252(e) of the federal Telecommunications Act of 1996.

This Amendment is made effective upon the date that it is signed by both Parties.

IN WITNESS WHEREOF, the parties hereto have caused this Amendment to be executed by their respective duly authorized representatives on the data indicated below.

Signed:

Signature on File
BellSouth Telecommunications, Inc.

By: CW Boltz

Title: Managing Director

Date: 1/2/2002

Signature on File
Xspedius Corp.


By: Daniel D. Lensgraf

Title: CFO

Date: 12/27/2001

Attachment 10

BellSouth Disaster Recovery Plan

<u>CONTENTS</u>		<u>PAGE</u>
1.0 Purpose		2
2.0 Single Point of Contact		2
3.0 Identifying the Problem		2
3.1 Site Control		3
3.2 Environmental Concerns		4
4.0 The Emergency Control Center (ECC)		4
5.0 Recovery Procedures		5
5.1 CLEC Outage		5
5.2 BellSouth Outage		5
5.2.1 Loss of Central Office		6
5.2.2 Loss of a Central Office with Serving Wire Center Functions		6
5.2.3 Loss of a Central Office with Tandem Functions		6
5.2.4 Loss of a Facility Hub		6
5.3 Combined Outage (CLEC and BellSouth Equipment)		7
6.0 T1 Identification Procedures		7
7.0 Acronyms		8

1.0 PURPOSE

In the unlikely event of a disaster occurring that affects BellSouth's long-term ability to deliver traffic to a Competitive Local Exchange Carrier (CLEC), general procedures have been developed to hasten the recovery process. Since each location is different and could be affected by an assortment of potential problems, a detailed recovery plan is impractical. However, in the process of reviewing recovery activities for specific locations, some basic procedures emerge that appear to be common in most cases.

These general procedures should apply to any disaster that affects the delivery of traffic for an extended time period. Each CLEC will be given the same consideration during an outage and service will be restored as quickly as possible.

This document will cover the basic recovery procedures that would apply to every CLEC.

2.0 SINGLE POINT OF CONTACT

When a problem is experienced, regardless of the severity, the BellSouth Network Management Center (NMC) will observe traffic anomalies and begin monitoring the situation. Controls will be appropriately applied to insure the sanity of BellSouth's network; and, in the event that a switch or facility node is lost, the NMC will attempt to circumvent the failure using available reroutes.

BellSouth's NMC will remain in control of the restoration efforts until the problem has been identified as being a long-term outage. At that time, the NMC will contact BellSouth's Emergency Control Center (ECC) and relinquish control of the recovery efforts. Even though the ECC may take charge of the situation, the NMC will continue to monitor the circumstances and restore traffic as soon as damaged network elements are revitalized.

The telephone number for the BellSouth Network Management Center in Atlanta, as published in Telcordia's National Network Management Directory is 404-321-2516.

3.0 IDENTIFYING THE PROBLEM

During the early stages of problem detection, the NMC will be able to tell which CLECs are affected by the catastrophe. Further analysis and/or first hand observation will determine if the disaster has affected CLEC equipment only; BellSouth equipment only or a combination. The initial restoration activity will be largely determined by the equipment that is affected.

Once the nature of the disaster is determined and after verifying the cause of the problem the NMC will initiate reroutes and/or transfers that are jointly agreed upon by the affected CLECs' Network Management Center and the BellSouth NMC. The type and percentage of controls used will depend upon available network capacity. Controls necessary to stabilize the situation will be invoked and the NMC will attempt to reestablish as much traffic as possible.

For long term outages, recovery efforts will be coordinated by the Emergency Control Center (ECC). Traffic controls will continue to be applied by the NMC until facilities are re-established.

As equipment is made available for service, the ECC will instruct the NMC to begin removing the controls and allow traffic to resume.

3.1 SITE CONTROL

In the total loss of building use scenario, what likely exists will be a smoking pile of rubble. This rubble will contain many components that could be dangerous. It could also contain any personnel on the premises at the time of the disaster. For these reasons, the local fire marshal with the assistance of the police will control the site until the building is no longer a threat to surrounding properties and the companies have secured the site from the general public.

During this time, the majority owner of the building should be arranging for a demolition contractor to mobilize to the site with the primary objective of reaching the cable entrance facility for a damage assessment. The results of this assessment would then dictate immediate plans for restoration, both short term and permanent.

In a less catastrophic event, i.e., the building is still standing and the cable entrance facility is usable, the situation is more complex. The site will initially be controlled by local authorities until the threat to adjacent property has diminished. Once the site is returned to the control of the companies, the following events should occur.

An initial assessment of the main building infrastructure systems (mechanical, electrical, fire and life safety, elevators, and others) will establish building needs. Once these needs are determined, the majority owner should lead the building restoration efforts. There may be situations where the site will not be totally restored within the confines of the building. The companies must individually determine their needs and jointly assess the cost of permanent restoration to determine the overall plan of action.

Multiple restoration trailers from each company will result in the need for designated space and installation order. This layout and control is required to maximize the amount of restoration equipment that can be placed at the site, and the priority of placements.

Care must be taken in this planning to insure other restoration efforts have logistical access to the building. Major components of telephone and building equipment will need to be removed and replaced. A priority for this equipment must also be jointly established to facilitate overall site restoration. (Example: If the AC switchgear has sustained damage, this would be of the highest priority in order to regain power, lighting, and HVAC throughout the building.)

If the site will not accommodate the required restoration equipment, the companies would then need to quickly arrange with local authorities for street closures, rights of way or other possible options available.

3.2 ENVIRONMENTAL CONCERNS

In the worse case scenario, many environmental concerns must be addressed. Along with the police and fire marshal, the state environmental protection department will be on site to monitor the situation.

Items to be concerned with in a large central office building could include:

1. Emergency engine fuel supply. Damage to the standby equipment and the fuel handling equipment could have created "spill" conditions that have to be handled within state and federal regulations.
2. Asbestos containing materials that may be spread throughout the wreckage. Asbestos could be in many components of building, electrical, mechanical, outside plant distribution, and telephone systems.
3. Lead and acid. These materials could be present in potentially large quantities depending upon the extent of damage to the power room.
4. Mercury and other regulated compounds resident in telephone equipment.
5. Other compounds produced by the fire or heat.

Once a total loss event occurs at a large site, local authorities will control immediate clean up (water placed on the wreckage by the fire department) and site access.

At some point, the companies will become involved with local authorities in the overall planning associated with site clean up and restoration. Depending on the clean up approach taken, delays in the restoration of several hours to several days may occur.

In a less severe disaster, items listed above are more defined and can be addressed individually depending on the damage.

In each case, the majority owner should coordinate building and environmental restoration as well as maintain proper planning and site control.

4.0 THE EMERGENCY CONTROL CENTER (ECC)

The ECC is located in the Colonnade Building in Birmingham, Alabama. During an emergency, the ECC staff will convene a group of preselected experts to inventory the damage and initiate corrective actions. These experts have regional access to BellSouth's personnel and equipment and will assume control of the restoration activity anywhere in the nine state area.

In the past, the ECC has been involved with restoration activities resulting from hurricanes, ice storms and floods. They have demonstrated their capabilities during these calamities as well as

during outages caused by human error or equipment failures. This group has an excellent record of restoring service as quickly as possible.

During a major disaster, the ECC may move emergency equipment to the affected location, direct recovery efforts of local personnel and coordinate service restoration activities with the CLECs. The ECC will attempt to restore service as quickly as possible using whatever means is available; leaving permanent solutions, such as the replacement of damaged buildings or equipment, for local personnel to administer.

Part of the ECC's responsibility, after temporary equipment is in place, is to support the NMC efforts to return service to the CLECs. Once service has been restored, the ECC will return control of the network to normal operational organizations. Any long-term changes required after service is restored will be made in an orderly fashion and will be conducted as normal activity.

5.0 RECOVERY PROCEDURES

The nature and severity of any disaster will influence the recovery procedures. One crucial factor in determining how BellSouth will proceed with restoration is whether or not BellSouth's equipment is incapacitated. Regardless of who's equipment is out of service, BellSouth will move as quickly as possible to aid with service recovery; however, the approach that will be taken may differ depending upon the location of the problem.

5.1 CLEC OUTAGE

For a problem limited to one CLEC (or a building with multiple CLECs), BellSouth has several options available for restoring service quickly. For those CLECs that have agreements with other CLECs, BellSouth can immediately start directing traffic to a provisional CLEC for completion. This alternative is dependent upon BellSouth having concurrence from the affected CLECs.

Whether or not the affected CLECs have requested a traffic transfer to another CLEC will not impact BellSouth's resolve to reestablish traffic to the original destination as quickly as possible.

5.2 BELLSOUTH OUTAGE

Because BellSouth's equipment has varying degrees of impact on the service provided to the CLECs, restoring service from damaged BellSouth equipment is different. The outage will probably impact a number of Carriers simultaneously. However, the ECC will be able to initiate immediate actions to correct the problem.

A disaster involving any of BellSouth's equipment locations could impact the CLECs, some more than others. A disaster at a Central Office (CO) would only impact the delivery of traffic to and from that one location, but the incident could affect many Carriers. If the Central Office is a Serving Wire Center (SWC), then traffic from the entire area to those Carriers served from that switch would also be impacted. If the switch functions as an Access Tandem, or there is a tandem in the building, traffic from every CO to every CLEC could be interrupted. A disaster that destroys a facility hub could disrupt various traffic flows, even though the switching equipment may be unaffected.

The NMC would be the first group to observe a problem involving BellSouth's equipment. Shortly after a disaster, the NMC will begin applying controls and finding reroutes for the completion of as much traffic as possible. These reroutes may involve delivering traffic to alternate Carriers upon receiving approval from the CLECs involved. In some cases, changes in translations will be required. If the outage is caused by the destruction of equipment, then the ECC will assume control of the restoration.

5.2.1 Loss of a Central Office

When BellSouth loses a Central Office, the ECC will

- a) Place specialists and emergency equipment on notice;
- b) Inventory the damage to determine what equipment and/or functions are lost;
- c) Move containerized emergency equipment and facility equipment to the stricken area, if necessary;
- d) Begin reconnecting service for Hospitals, Police and other emergency agencies; and
- e) Begin restoring service to CLECs and other customers

5.2.2 Loss of a Central Office with Serving Wire Center Functions

The loss of a Central Office that also serves as a Serving Wire Center (SWC) will be restored as described in Section 5.2.1.

5.2.3 Loss of a Central Office with Tandem Functions

When BellSouth loses a Central Office building that serves as an Access Tandem and as a SWC, the ECC will

- a) Place specialists and emergency equipment on notice;
- b) Inventory the damage to determine what equipment and/or functions are lost;
- c) Move containerized emergency equipment and facility equipment to the stricken area, if necessary;
- d) Begin reconnecting service for Hospitals, Police and other emergency agencies;
- e) Re-direct as much traffic as possible to the alternate access tandem (if available) for delivery to those CLECs utilizing a different location as a SWC;
- f) Begin aggregating traffic to a location near the damaged building. From this location, begin re-establishing trunk groups to the CLECs for the delivery of traffic normally found on the direct trunk groups. (This aggregation point may be the alternate access tandem location or another CO on a primary facility route.)

- g) Begin restoring service to CLECs and other customers.

5.2.4 Loss of a Facility Hub

In the event that BellSouth loses a facility hub, the recovery process is much the same as above. Once the NMC has observed the problem and administered the appropriate controls, the ECC will assume authority for the repairs. The recovery effort will include

- a) Placing specialists and emergency equipment on notice;
- b) Inventorying the damage to determinewhat equipment and/or functions are lost;
- c) Moving containerized emergency equipment to the stricken area, if necessary;
- d) Reconnecting service for Hospitals, Police and other emergency agencies; and
- e) Restoring service to CLECs and other customers. If necessary, BellSouth will aggregate the traffic at another location and build temporary facilities. This alternative would be viable for a location that is destroyed and building repairs are required.

5.3 COMBINED OUTAGE (CLEC AND BELL SOUTH EQUIPMENT)

In some instances, a disaster may impact BellSouth's equipment as well as the CLECs'. This situation will be handled in much the same way as described in Section 5.2.3. Since BellSouth and the CLECs will be utilizing temporary equipment, close coordination will be required.

6.0 T1 IDENTIFICATION PROCEDURES

During the restoration of service after a disaster, BellSouth may be forced to aggregate traffic for delivery to a CLEC. During this process, T1 traffic may be consolidated onto DS3s and may become unidentifiable to the Carrier. Because resources will be limited, BellSouth may be forced to "package" this traffic entirely differently than normally received by the CLECs. Therefore, a method for identifying the T1 traffic on the DS3s and providing the information to the Carriers is required.

7.0 ACRONYMS

CO	-	Central Office (BellSouth)
DS3	-	Facility that carries 28 T1s (672 circuits)
ECC	-	Emergency Control Center (BellSouth)
CLEC	-	Competitive Local Exchange Carrier
NMC	-	Network Management Center
SWC	-	Serving Wire Center (BellSouth switch)
T1	-	Facility that carries 24 circuits

Hurricane Information

During a hurricane, BellSouth will make every effort to keep CLECs updated on the status of our network. Information centers will be set up throughout BellSouth Telecommunications. These centers are not intended to be used for escalations, but rather to keep the CLEC informed of network related issues, area damages and dispatch conditions, etc.

Hurricane-related information can also be found on line at http://www.interconnection.bellsouth.com/network/disaster/dis_resp.htm Information concerning Mechanized Disaster Reports can also be found at this website by clicking on CURRENT MDR REPORTS or by going directly to <http://www.interconnection.bellsouth.com/network/disaster/mdrs.htm>

BST Disaster Management Plan

BellSouth maintenance centers have geographical and redundant communication capabilities. In the event of a disaster removing any maintenance center from service another geographical center would assume maintenance responsibilities. The contact numbers will not change and the transfer will be transparent to the CLEC.

AMENDMENT TO
INTERCONNECTION AGREEMENT BETWEEN
BELLSOUTH TELECOMMUNICATIONS, INC.
AND
Xspedius Corp.
DATED January 1, 2000

This Agreement (the "Amendment") is made and entered into between BellSouth Telecommunications, Inc. ("BellSouth") a Georgia corporation, and Xspedius Corp ("Xspedius"), a Louisiana corporation.

WHEREAS, the Parties desire to amend that certain Interconnection Agreement between BellSouth and Xspedius dated January 1, 2000 (the "Interconnection Agreement") in order adopt the SQM attachment from ITC^Deltacom's interconnection agreements for Alabama and Tennessee.

NOW THEREFORE, in consideration of the mutual provisions contained herein and other good and valuable consideration, the receipt and sufficiency of which are hereby acknowledged, BellSouth and Xspedius hereby covenant and agree as follows:

1. The Interconnection Agreement is hereby amended to delete Attachment 9, Performance Measurements, in its entirety for the states Tennessee and Alabama, and replace them with the SQM for Tennessee hereto attached.
2. The Parties agree that all of the other provisions of the Interconnection Agreement, dated January 1, 2000, shall remain in full force and effect.
3. The Parties further agree that either or both of the Parties is authorized to submit this Amendment to the appropriate regulatory body having jurisdiction over the subject matter of this Amendment, for approval subject to Section 252(e) of the federal Telecommunications Act of 1996.

This Amendment is made effective upon the date that it is signed by both Parties.

IN WITNESS WHEREOF, the parties hereto have caused this Amendment to be executed by their respective duly authorized representatives on the data indicated below.

BellSouth Telecommunications, Inc.

Xpedius Corp.

By: Signature on File

By: Signature on File

Title: Managing Director
CFO

Title:

Date: 4-9-2002

Date: 4-4-2002

BellSouth Service Quality Measurement Plan (SQM)

Tennessee Performance Metrics

**Measurement Descriptions
Version 0.01**

Issue Date: March 12, 2001

Introduction

The BellSouth Service Quality Measurement Plan (SQM) describes in detail the measurements produced to evaluate the quality of service delivered to BellSouth's customers both wholesale and retail. The SQM was developed to respond to the requirements of the Communications Act of 1996 Section 251 (96 Act) which required BellSouth to provide non-discriminatory access to Competitive Local Exchange Carriers (CLEC)¹ and its Retail Customers. The reports produced by the SQM provide regulators, CLECs and BellSouth the information necessary to monitor the delivery of non-discriminatory access.

This plan results from the many divergent forces evolving from the 96 Act. The 96 Act, the Georgia Public Service Commission (GPSC) Order (orders of 12/30/97 and 1/12/01 in Docket 7892-U), LCUG 1-7.0, the FCC's NPRM (CC Docket 98-56 RM9101 04/17/98), the Louisiana Public Service Commission (LPSC) Order (Docket U-22252 Subdocket C 04/19/98), numerous arbitration cases, LPSC sponsored collaborative workshops (10/98-02/00), and proceedings in Alabama, Mississippi, and North Carolina have and continue to influence the SQM.

The SQM and the reports flowing from it must change to reflect the dynamic requirements of the industry. New measurements are added as new products, systems, and processes are developed and fielded. New products and services are added as the markets for them develop and the processes stabilize. The measurements are also changed to reflect changes in systems, correct errors, and respond to both 3rd Party audit requirements.

This document is intended for use by someone with knowledge of telecommunications industry, information technologies and a functional knowledge of the subject areas covered by the BellSouth Performance Measurements and the reports that flow from them.

Once it is approved, the most current copy of this document can be found on the web at URL: <https://pmap.bellsouth.com> in the Help folder.

1. Alternative Local Exchange Companies (ALEC) and Competitive Local Providers (CLP) are referred to as Competitive Local Exchange Carriers (CLEC) in this document.

Contents

Section 1: Operations Support Systems (OSS)

OSS-1:	Average Response Time and Response Interval (Pre-Ordering/Ordering) - - - - -	1-1
OSS-2:	Interface Availability (Pre-Ordering/Ordering) - - - - -	1-6
OSS-3:	Interface Availability (Maintenance & Repair) - - - - -	1-9
OSS-4:	Response Interval (Maintenance & Repair) - - - - -	1-11
PO-1:	Loop Makeup - Response Time – Manual - - - - -	1-13
PO-2:	Loop Make Up - Response Time - Electronic - - - - -	1-15

Section 2: Ordering

O-1:	Acknowledgement Message Timeliness- - - - -	2-1
O-2:	Acknowledgement Message Completeness - - - - -	2-3
O-3:	Percent Flow-Through Service Requests (Summary) - - - - -	2-5
O-4:	Percent Flow-Through Service Requests (Detail) - - - - -	2-8
O-5:	Flow-Through Error Analysis - - - - -	2-11
O-6:	CLEC LSR Information - - - - -	2-13
O-7:	Percent Rejected Service Requests - - - - -	2-19
O-8:	Reject Interval - - - - -	2-21
O-9:	Firm Order Confirmation Timeliness - - - - -	2-24
O-10:	Service Inquiry with LSR Firm Order Confirmation (FOC) Response Time Manual - - - - -	2-27
O-11:	Firm Order Confirmation and Reject Response Completeness- - - - -	2-29
O-12:	Speed of Answer in Ordering Center- - - - -	2-31
O-13:	LNP-Percent Rejected Service Requests - - - - -	2-33
O-14:	LNP-Reject Interval Distribution & Average Reject Interval- - - - -	2-35
O-15:	LNP-Firm Order Confirmation Timeliness Interval Distribution & Firm Order Confirmation Average Interval- - - - -	2-38

Section 3: Provisioning

P-1:	Mean Held Order Interval & Distribution Intervals - - - - -	3-1
P-2:	Average Jeopardy Notice Interval & Percentage of Orders Given Jeopardy Notices - - - - -	3-4
P-3:	Percent Missed Installation Appointments - - - - -	3-6
P-4:	Average Completion Interval (OCI) & Order Completion Interval Distribution - - - - -	3-8
P-5:	Average Completion Notice Interval - - - - -	3-11
P-6:	Coordinated Customer Conversions Interval- - - - -	3-14
P-6A:	Coordinated Customer Conversions – Hot Cut Timeliness % Within Interval and Average Interval - - - - -	3-16
P-6B:	Coordinated Customer Conversions – Average Recovery Time- - - - -	3-18
P-6C:	Coordinated Customer Conversions - % Provisioning Troubles Received Within 7 days of a completed Service Order - - - - -	3-20
P-7:	Cooperative Acceptance Testing - % of xDSL Loops Tested- - - - -	3-22
P-8:	% Provisioning Troubles within 30 days of Service Order Completion - - - - -	3-24
P-9:	Total Service Order Cycle Time (TSOCT)- - - - -	3-26
P-10:	LNP-Percent Missed Installation Appointments - - - - -	3-28
P-11:	LNP-Average Disconnect Timeliness Interval & Disconnect Timeliness Interval Distribution - - - - -	3-30
P-12:	LNP-Total Service Order Cycle Time (TSOCT) - - - - -	3-32

Section 4: Maintenance & Repair

M&R-1:	Missed Repair Appointments - - - - -	4-1
M&R-2:	Customer Trouble Report Rate - - - - -	4-3

M&R-3: Maintenance Average Duration	4-5
M&R-4: Percent Repeat Troubles within 30 Days	4-7
M&R-5: Out of Service (OOS) > 24 Hours	4-9
M&R-6: Average Answer Time – Repair Centers	4-11
M&R-7: Mean Time To Notify CLEC of Network Outages	4-12

Section 5: Billing

B-1: Invoice Accuracy	5-1
B2: Mean Time to Deliver Invoices	5-3
B3: Usage Data Delivery Accuracy	5-5
B4: Usage Data Delivery Completeness	5-7
B5: Usage Data Delivery Timeliness	5-9
B6: Mean Time to Deliver Usage	5-11
B7: Recurring Charge Completeness	5-13
B8: Non-Recurring Charge Completeness	5-14

Section 6: Operator Services And Directory Assistance

OS-1: Speed to Answer Performance/Average Speed to Answer - Toll	6-1
OS-2: Speed to Answer Performance/Percent Answered with “X” Seconds – Toll	6-3
DA-1: Speed to Answer Performance/Average Speed to Answer – Directory Assistance (DA)	6-4
DA-2: Speed to Answer Performance/Percent Answered within “X” Seconds – Directory Assistance (DA)	6-5

Section 7: Database Update Information

D-1: Average Database Update Interval	7-1
D-2: Percent Database Update Accuracy	7-3
D-3: Percent NXXs and LRNs Loaded by the LERG Effective Date	7-5

Section 8: E911

E-1: Timeliness	8-1
E-2: Accuracy	8-3
E-3: Mean Interval	8-4

Section 9: Trunk Group Performance

TGP-1: Trunk Group Performance-Aggregate	9-1
TGP-2: Trunk Group Performance-CLEC Specific	9-3

Section 10: Collocation

C-1: Collocation Average Response Time	10-1
C-2: Collocation Average Arrangement Time	10-3
C-3: Collocation Percent of Due Dates Missed	10-5

Section 11: Change Management

CM-1: Timeliness of Change Management Notices	11-1
CM-2: Change Management Notice Average Delay Days	11-3
CM-3: Timeliness of Documents Associated with Change	11-4
CM-4: Change Management Documentation Average Delay Days	11-5
CM-5: Notification of CLEC Interface Outages	11-7

Appendix A: Reporting Scope ----- **A-1**

A-1: Standard Service Groupings	A-1
A-2: Standard Service Order Activities	A-1

Appendix B: Glossary of Acronyms and Terms ----- **B-1**

Appendix C: BellSouth Audit Policy ----- **C-1**
C-1: BellSouth's Internal Audit Policy ----- C-1
C-2: BellSouth's External Audit Policy ----- C-1

Section 1: Operations Support Systems (OSS)

OSS-1: Average Response Time and Response Interval (Pre-Ordering/Ordering)

Definition

Average response time and response intervals are the average times and number of requests responded to within certain intervals for accessing legacy data associated with appointment scheduling, service & feature availability, address verification, request for Telephone numbers (TNs), and Customer Service Records (CSRs).

Exclusions

None

Business Rules

The average response time for retrieving pre-order/order information from a given legacy system is determined by summing the response times for all requests submitted to the legacy systems during the reporting period and dividing by the total number of legacy system requests for that month.

The response interval starts when the client application (LENS or TAG for CLECs and RNS or ROS for BellSouth) submits a request to the legacy system and ends when the appropriate response is returned to the client application. The number of accesses to the legacy systems during the reporting period which take less than 2.3 seconds, the number of accesses which take more than 6 seconds, and the number which are less than or equal to 6.3 seconds are also captured.

Calculation

Response Time = (a - b)

- a = Date & Time of Legacy Response
- b = Date & Time of Legacy Request

Average Response Time = c ÷ d

- c = Sum of Response Times
- d = Number of Legacy Requests During the Reporting Period

Report Structure

- Not CLEC Specific
- Not product/service specific
- Regional Level

Data Retained

Relating to CLEC Experience	Relating to BellSouth Performance
<ul style="list-style-type: none"> • Report month • Legacy Contract (per reporting dimension) • Response Interval • Regional Scope 	<ul style="list-style-type: none"> • Report month • Legacy Contract (per reporting dimension) • Response Interval • Regional Scope

SQM Disaggregation - Analog/Benchmark

SQM Level of Disaggregation	SQM Analog/Benchmark
<ul style="list-style-type: none"> • RSAG – Address (Regional Street Address Guide-Address) – stores street address information used to validate customer addresses. CLECs and BellSouth query this legacy system. • RSAG – TN (Regional Street Address Guide-Telephone number) – contains information about facilities available and telephone numbers working at a given address. CLECs and BellSouth query this legacy system. • ATLAS (Application for Telephone Number Load Administration and Selection) – acts as a warehouse for storing telephone numbers that are available for assignment by the system. It enables CLECs and BellSouth service reps to select and reserve telephone numbers. CLECs and BellSouth query this legacy system. • COFFI (Central Office Feature File Interface) – stores information about product and service offerings and availability. CLECs query this legacy system. • DSAP (DOE Support Application) – provides due date information. CLECs and BellSouth query this legacy system. • HAL/CRIS (Hands-Off Assignment Logic/Customer Record Information System) – a system used to access the Business Office Customer Record Information System (BOCRIS). It allows BellSouth servers, including LENS, access to legacy systems. CLECs query this legacy system. • P/SIMS (Product/Services Inventory Management system) – provides information on capacity, tariffs, inventory and service availability. CLECs query this legacy system. • OASIS (Obtain Available Services Information Systems) – Information on feature and rate availability. BellSouth queries this legacy system. 	<ul style="list-style-type: none"> • Parity + 4 seconds.

OSS-1: Average Response Time and Response Interval (Pre-Ordering/Ordering)

Table 1: Legacy System Access Times For RNS

System	Contract	Data	< 2.3 sec.	> 6 sec.	≤ 6.3 sec.	Avg. Sec.	# of Calls
RSAG	RSAG-TN	Address	x	x	x	x	x
RSAG	RSAG-ADDR	Address	x	x	x	x	x
ATLAS	ATLAS-TN	TN	x	x	x	x	x
DSAP	DSAP-DDI	Schedule	x	x	x	x	x
CRIS	CRSACCTS	CSR	x	x	x	x	x
OASIS	OASISBSN	Feature/Service	x	x	x	x	x
OASIS	OASISCAR	Feature/Service	x	x	x	x	x
OASIS	OASISLPC	Feature/Service	x	x	x	x	x
OASIS	OASISMTN	Feature/Service	x	x	x	x	x
OASIS	OASISBIG	Feature/Service	x	x	x	x	x

Table 2: Legacy System Access Times For R0S

System	Contract	Data	< 2.3 sec.	> 6 sec.	≤6.3 sec.	Avg. sec.	# of Calls
RSAG	RSAG-TN	Address	x	x	x	x	x
RSAG	RSAG-ADDR	Address	x	x	x	x	x
ATLAS	ATLAS-TN	TN	x	x	x	x	x
DSAP	DSAP-DDI	Schedule	x	x	x	x	x
CRIS	CRSOCSR	CSR	x	x	x	x	x
OASIS	OASISBIG	Feature/Service	x	x	x	x	x

Table 3: Legacy System Access Times For LENS

System	Contract	Data	< 2.3 sec.	> 6 sec.	≤6.3 sec.	Avg. sec.	# of Calls
RSAG	RSAG-TN	Address	x	x	x	x	x
RSAG	RSAG-ADDR	Address	x	x	x	x	x
ATLAS	ATLAS-TN	TN	x	x	x	x	x
DSAP	DSAP-DDI	Schedule	x	x	x	x	x
HAL	HAL/CRIS	CSR	x	x	x	x	x
COFFI	COFFI/USOC	Feature/Service	x	x	x	x	x
P/SIMS	PSIMS/ORB	Feature/Service	x	x	x	x	x

Table 4: Legacy System Access Times For TAG

System	Contract	Data	< 2.3 sec.	> 6 sec.	≤6.3 sec.	Avg. sec.	# of Calls
RSAG	RSAG-TN	Address	x	x	x	x	x
RSAG	RSAG-ADDR	Address	x	x	x	x	x
ATLAS	ATLAS-TN	TN	x	x	x	x	x
ATLAS	ATLAS-MLH	TN	x	x	x	x	x
ATLAS	ATLAS-DID	TN	x	x	x	x	x
DSAP	DSAP-DDI	Schedule	x	x	x	x	x
CRIS	CRSEINIT	CSR	x	x	x	x	x
CRIS	CRSECSR	CSR	x	x	x	x	x

SEEM Measure

SEEM Measure		
Yes	Tier I	
	Tier II	X

Note: CLEC specific data is not available in this measure. Queries of this sort do not have company specific signatures.

SEEM Disaggregation - Analog/Benchmark

SEEM Disaggregation	SEEM Analog/Benchmark
<ul style="list-style-type: none"> • RSAG – Address (Regional Street Address Guide-Address) – stores street address information used to validate customer addresses. CLECs and BellSouth query this legacy system. • RSAG – TN (Regional Street Address Guide-Telephone number) – contains information about facilities available and telephone numbers working at a given address. CLECs and BellSouth query this legacy system. • ATLAS (Application for Telephone Number Load Administration and Selection) – acts as a warehouse for storing telephone numbers that are available for assignment by the system. It enables CLECs and BellSouth service reps to select and reserve telephone numbers. CLECs and BellSouth query this legacy system. • COFFI (Central Office Feature File Interface) – stores information about product and service offerings and availability. CLECs query this legacy system. • DSAP (DOE Support Application) – provides due date information. CLECs and BellSouth query this legacy system. • HAL/CRIS (Hands-Off Assignment Logic/Customer Record Information System) – a system used to access the Business Office Customer Record Information System (BOCRIS). It allows BellSouth servers, including LENS, access to legacy systems. CLECs query this legacy system. • P/SIMS (Product/Services Inventory Management system) – provides information on capacity, tariffs, inventory and service availability. CLECs query this legacy system. • OASIS (Obtain Available Services Information Systems) – Information on feature and rate availability. BellSouth queries this legacy system. 	<ul style="list-style-type: none"> • Percent Response Received within 6.3 seconds: > 95%

OSS-1: Average Response Time and Response Interval (Pre-Ordering/Ordering)

SEEM OSS Legacy Systems

System	BellSouth	CLEC
Telephone Number/Address		
RSAG	RNS, ROS	TAG, LENS
Atlas	RNS, ROS	TAG, LENS
DSAP	RNS, ROS	TAG, LENS
CSR Data		
CRSACCTS	RNS	
CRSOCSR	ROS	
HAL/CRIS		LENS
CRSE INIT		TAG
CRSOCSR		TAG
Service/Feature Availability		
OASISBSN	RNS	
OASISCAR	RNS	
OASISLPC	RNS	

System	BellSouth	CLEC
OASISMTN	RNS	
OASISBIG	RNS, ROS	
COFFI/USOC		LENS
PSIMS/ORB		LENS

OSS-1: Average Response Time and Response Interval (Pre-Ordering/Ordering)

OSS-2: Interface Availability (Pre-Ordering/Ordering)

Definition

Percent of time OSS interface is functionally available compared to scheduled availability. Availability percentages for CLEC interface systems and for all Legacy systems accessed by them are captured. (“Functional Availability” is the amount of time in hours during the reporting period that the legacy systems are available to users. The planned System Scheduled Availability is the time in hours per day that the legacy system is scheduled to be available.)

Scheduled availability is posted on the ICS Operations internet site: (www.interconnection.bellsouth.com/oss/osshour.html)

Exclusions

None

Business Rules

This measurement captures the availability percentages for the BellSouth systems, which are used by CLECs during Pre-Ordering functions. Comparing the percentages to BellSouth results allows conclusions as to whether an equal opportunity exists for the CLEC to deliver a comparable customer experience.

Note: Only full outages are used in the calculation of Application Availability.

A full outage is incurred when any of the following circumstances exist:

- The application or system is down.
- The application or system is inaccessible, for any reason, by the customers who normally access the application or system.
- More than one work center cannot access the application or system for any reason.
- When only one work center accesses an application or system and 40% or more of the clients in that work center cannot access the application.
- When 40% of the functions the clients normally perform or 40% of the functionality that is normally provided by an application or system is unavailable.

Calculation

Interface Availability (Pre-Ordering/Ordering) = $(a \div b) \times 100$

- a = Functional Availability
- b = Scheduled Availability

Report Structure

- Not CLEC Specific
- Not product/service specific
- Regional Level

Data Retained

Relating to CLEC Experience	Relating to BellSouth Performance
Report month <ul style="list-style-type: none"> • Legacy Contract Type (per reporting dimension) • Regional Scope • Hours of Downtime 	Report month <ul style="list-style-type: none"> • Legacy Contract Type (per reporting dimension) • Regional Scope

SQM Disaggregation - Analog/Benchmark

SQM Level of Disaggregation	SQM Analog/Benchmark
<ul style="list-style-type: none"> • Regional Level 	<ul style="list-style-type: none"> • $\geq 99.5\%$

OSS Interface Availability

OSS Interface	Applicable to	% Availability
EDI	CLEC	x
HAL	CLEC	x
LENS	CLEC	x
LEO Mainframe	CLEC	x
LEO UNIX	CLEC	x
LESOG	CLEC	x
PSIMS	CLEC	x
TAG	CLEC	x
ATLAS/COFFI	CLEC/BellSouth	x
BOCRIS	CLEC/BellSouth	x
DSAP	CLEC/BellSouth	x
RSAG	CLEC/BellSouth	x
SOCS	CLEC/BellSouth	x
SONGS	CLEC/BellSouth	x
RNS	BellSouth	Under Development
ROS	BellSouth	Under Development

OSS-2: Interface Availability (Pre-Ordering/Ordering)

SEEM Measure

SEEM Measure		
Yes	Tier I	
	Tier II	X

SEEM Disaggregation - Analog/Benchmark

SEEM Disaggregation	SEEM Analog/Benchmark
<ul style="list-style-type: none"> Regional Level 	<ul style="list-style-type: none"> ≥ 99.5%

SEEM OSS Interface Availability

OSS Interface	Applicable to	% Availability
EDI	CLEC	x
HAL	CLEC	x
LENS	CLEC	x
LEO Mainframe	CLEC	x
LEO UNIX	CLEC	x
LESOG	CLEC	x
PSIMS	CLEC	x
TAG	CLEC	x

OSS-2: Interface Availability (Pre-Ordering/Ordering)

OSS-3: Interface Availability (Maintenance & Repair)

Definition

This measures the percentage of time the OSS Interface is functionally available compared to scheduled availability. Availability percentage for the CLEC and BellSouth interface systems and for the legacy systems accessed by them are captured.

Exclusions

None

Business Rules

This measure is designed to compare the OSS availability versus scheduled availability of BellSouth's legacy systems.

Note: Only full outages are used in the calculation of Application Availability. A full outage is incurred when any of the following circumstances exists:

- The application or system is down.
- The application or system is inaccessible, for any reason, by the customers who normally access the application or system.
- More than one work center cannot access the application or system for any reason.
- When only one work center accesses an application or system and 40% or more of the clients in that work center cannot access the application.
- When 40% of the functions the clients normally perform or 40% of the functionality that is normally provided by an application or system is unavailable.

Calculation

OSS Interface Availability $(a \div b) \times 100$

- a = Functional Availability
- b = Scheduled Availability

Report Structure

- Not CLEC Specific
- Not product/service specific
- Regional Level

Data Retained

Relating to CLEC Experience	Relating to BellSouth Performance
<ul style="list-style-type: none"> • Availability of CLEC TAFI • Availability of LMOS HOST, MARCH, SOCS, CRIS, PREDICTOR, LNP and OSPCM • ECTA 	<ul style="list-style-type: none"> • Availability of BellSouth TAFI • Availability of LMOS HOST, MARCH, SOCS, CRIS, PREDICTOR, LNP and OSPCM

SQM Disaggregation - Analog/Benchmark

SQM Level of Disaggregation	Retail Analog/Benchmark
<ul style="list-style-type: none"> • Regional Level 	<ul style="list-style-type: none"> • $\geq 99.5\%$

OSS Interface Availability (M&R)

OSS Interface	% Availability
BellSouth TAFI	x
CLEC TAFI	x
CLEC ECTA	x
BellSouth & CLEC	x
CRIS	x
LMOS HOST	x
LNP	x
MARCH	x
OSPCM	x
PREDICTOR	x
SOCS	x

SEEM Measure

SEEM Measure		
Yes	Tier I	
	Tier II	X

SEEM Disaggregation - Analog/Benchmark

SEEM Disaggregation	SEEM Analog/Benchmark
• Regional Level	• ≥ 99.5%

OSS Interface Availability (M&R)

OSS Interface	% Availability
CLEC TAFI	x
CLEC ECTA	x

OSS-3: Interface Availability (Maintenance & Repair)

OSS-4: Response Interval (Maintenance & Repair)

Definition

The response intervals are determined by subtracting the time a request is received on the BellSouth side of the interface from the time the response is received from the legacy system. Percentages of requests falling into each interval category are reported, along with the actual number of requests falling into those categories.

Exclusions

None

Business Rules

This measure is designed to monitor the time required for the CLEC and BellSouth interface system to obtain from BellSouth's legacy systems the information required to handle maintenance and repair functions. The clock starts on the date and time when the request is received on the BellSouth side of the interface and the clock stops when the response has been transmitted through that same point to the requester.

Note: The OSS Response Interval BellSouth Total Report is a combination of BellSouth Residence and Business Total.

Calculation

OSS Response Interval = (a - b)

- a = Query Response Date and Time
- b = Query Request Date and Time

Percent Response Interval (per category) = (c ÷ d) X 100

- c = Number of Response Intervals in category "X"
- d = Number of Queries Submitted in the Reporting Period

where, "X" is ≤ 4, > 4 ≤ 10, ≤ 10, > 10, or > 30 seconds.

Report Structure

- Not CLEC Specific
- Not product/service specific
- Regional Level

Data Retained

Relating to CLEC Experience	Relating to BellSouth Performance
<ul style="list-style-type: none"> • CLEC Transaction Intervals 	<ul style="list-style-type: none"> • BellSouth Business and Residential Transactions Intervals

SQM Disaggregation - Analog/Benchmark

SQM Level of Disaggregation	Retail Analog/Benchmark:
<ul style="list-style-type: none"> • Regional Level 	<ul style="list-style-type: none"> • Parity

Legacy System Access Times for M&R

System	BellSouth & CLEC	Count				
		≤ 4	> 4 ≤ 10	≤ 10	> 10	> 30
CRIS	x	x	x	x	x	x
DLETH	x	x	x	x	x	x
DLR	x	x	x	x	x	x
LMOS	x	x	x	x	x	x
LMOSupd	x	x	x	x	x	x
LNP	x	x	x	x	x	x
MARCH	x	x	x	x	x	x
OSPCM	x	x	x	x	x	x
Predictor	x	x	x	x	x	x
SOCS	x	x	x	x	x	x
NIW	x	x	x	x	x	x

OSS-4: Response Interval (Maintenance & Repair)

SEEM Measure

SEEM Measure		
No	Tier I	
	Tier II	

SEEM Disaggregation - Analog/Benchmark

SEEM Disaggregation	SEEM Analog/Benchmark
Not Applicable	Not Applicable

PO-1: Loop Makeup - Response Time – Manual

Definition

This report measures the average interval and percent within the interval from the submission of a Manual Loop Makeup Service Inquiry (LMUSI) to the distribution of Loop Makeup information back to the CLEC.

Exclusions

- Inquiries, which are submitted electronically.
- Designated Holidays are excluded from the interval calculation.
- Weekend hours from 5:00PM Friday until 8:00AM Monday are excluded from the interval calculation.
- Canceled Inquiries.

Business Rules

The CLEC Manual Loop Makeup Service Inquiry (LMUSI) process includes inquiries submitted via mail or FAX to BellSouth's Complex Resale Support Group (CRSG).

This measurement combines three intervals:

1. From receipt of the Service Inquiry for Loop Makeup to hand off to the Service Advocacy Center (SAC) for "Look-up."
2. From SAC start date to SAC complete date.
3. From SAC complete date to date the Complex Resale Support Group (CRSG) distributes loop makeup information back to the CLEC.

The "Receive Date" is defined as the date the Manual LMUSI is received by the CRSG. It is counted as day Zero. LMU "Return Date" is defined as the date the LMU information is sent back to the CLEC from BellSouth. The interval calculation is reset to Zero when a CLEC initiated change occurs on the Manual LMU request.

Note: The Loop Make Up Service Inquiry Form does not require the CLEC to furnish the type of Loop. The CLEC determines whether the loop makeup will support the type of service they wish to order or not and qualifies the loop. If the loop makeup will support the service, a firm order LSR is submitted by the CLEC.

Calculation

Response Interval = (a - b)

- a = Date and Time LMUSI returned to CLEC
- b = Date and Time the LMUSI is received

Average Interval = (c ÷ d)

- c = Sum of all Response Intervals
- d = Total Number of LMUSIs received within the reporting period

Percent within interval = (e ÷ f) X 100

- e = Total LMUSIs received within the interval
- f = Total Number of LMUSIs processed within the reporting period

Report Structure

- CLEC Aggregate
- CLEC Specific
- Geographic Scope
 - State
 - Region
- Interval for manual LMUs:
 - 0 - 1 day
 - >1 - 2 days
 - >2 - 3 days
 - 0 - ≤ 3 days
 - >3 - 6 days

- >6 – 10 days
- > 10 days
- Average Interval in days

Data Retained

Relating to CLEC Experience	Relating to BellSouth Experience
<ul style="list-style-type: none"> • Report Month • Total Number of Inquiries • SI Intervals • State and Region 	

SQM Disaggregation - Analog/Benchmark

SQM Level of Disaggregation	Retail Analog/Benchmark
<ul style="list-style-type: none"> • Loops 	Benchmark <ul style="list-style-type: none"> • 95% in 3 Business Days

SEEM Measure

SEEM Measure		
Yes	Tier I	
	Tier II	X

SEEM Disaggregation - Analog/Benchmark

SEEM Disaggregation	SEEM Analog/Benchmark
<ul style="list-style-type: none"> • Loops 	Benchmark <ul style="list-style-type: none"> • 95% in 3 Business Days

PO-2: Loop Make Up - Response Time - Electronic

Definition

This report measures the average interval and the percent within the interval from the electronic submission of a Loop Makeup Service Inquiry (LMUSI) to the distribution of Loop Makeup information back to the CLEC.

Exclusions

- Manually submitted inquiries.
- Designated Holidays are excluded from the interval calculation.
- Canceled Requests.

Business Rules

The response interval starts when the CLEC's Mechanized Loop Makeup Service Inquiry (LMUSI) is submitted electronically through the Operational Support Systems interface, LENS, TAG or RoboTAG. It ends when BellSouth's Loop Facility Assignment and Control System (LFACS) responds electronically to the CLEC with the requested Loop Makeup data via LENS, TAG or RoboTAG Interfaces.

Note: The Loop Make Up Service Inquiry Form does not require the CLEC to furnish the type of Loop. The CLEC determines whether the loop makeup will support the type of service they wish to order or not and qualifies the loop. If the loop makeup will support the service, a firm order LSR is submitted by the CLEC. EDI is not a pre-ordering system, and, therefore, is not applicable in this measure.

Calculation

Response Interval = (a - b)

- a = Date and Time LMUSI returned to CLEC
- b = Date and Time the LMUSI is received

Average Interval = (c ÷ d)

- c = Sum of all response intervals
- d = Total Number of LMUSIs received within the reporting period

Percent within interval = (e ÷ f) X 100

- e = Total LMUSIs received within the interval
- f = Total Number of LMUSIs processed within the reporting period

Report Structure

- CLEC Aggregate
- CLEC Specific
- Geographic Scope
 - State
 - Region
- Interval for electronic LMUSIs:
 - 0 – 1 minute
 - >1 – 5 minutes
 - 0 - ≤ 5 minutes
 - > 5 – 8 minutes
 - > 8 – 15 minutes
 - > 15 minutes
- Average Interval in minutes

Data Retained

Relating to CLEC Experience	Relating to BellSouth Experience
<ul style="list-style-type: none"> • Report Month • Legacy Contract • Response Interval • Regional Scope 	<ul style="list-style-type: none"> • Not Applicable

SQM Disaggregation - Analog/Benchmark

SQM LEVEL of Disaggregation	Retail Analog/Benchmark
<ul style="list-style-type: none"> • Loop 	Benchmark <ul style="list-style-type: none"> • 90% in 5 Minutes (Reassess after 6 months - new system)

SEEM Measure

SEEM Measure		
Yes	Tier I	
	Tier II	X

SEEM Disaggregation - Analog/Benchmark

SEEM Disaggregation	SEEM Analog/Benchmark
<ul style="list-style-type: none"> • Loop 	<ul style="list-style-type: none"> • 90% in 5 Minutes (Reassess after 6 months - new system)

Section 2: Ordering

O-1: Acknowledgement Message Timeliness

Definition

This measurement provides the response interval from the time an LSR is electronically submitted via EDI or TAG until an acknowledgement notice is sent by the system.

Exclusions

None

Business Rules

The process includes EDI & TAG system functional acknowledgements for all Local Service Requests (LSRs) which are electronically submitted by the CLEC. The start time is the receipt time of the LSR at BellSouth's side of the interface (gateway). The end time is when the acknowledgement is transmitted by BellSouth at BellSouth's side of the interface (gateway). If more than one CLEC uses the same ordering center, an Acknowledgement Message will be returned to the "Aggregator", however, BellSouth will not be able to determine which specific CLEC this message represented.

Calculation

Response Interval = (a - b)

- a = Date and Time Acknowledgement Notices returned to CLEC
- b = Date and Time LSRs electronically submitted by the CLEC via EDI or TAG respectively

Average Response Interval = (c ÷ d)

- c = Sum of all Response Intervals
- d = Total number of electronically submitted LSRs received, from CLECs via EDI or TAG respectively, in the Reporting Period.

Reporting Structure

- CLEC Aggregate
- CLEC Specific
- Geographic Scope
 - State
 - Region
- Electronically Submitted LSRs
 - 0 – ≤10 minutes
 - > 10 – ≤20 minutes
 - > 20 – ≤30 minutes
 - 0 – ≤ 30 minutes
 - > 30 – ≤45 minutes
 - > 45 – ≤60 minutes
 - > 60 – ≤120 minutes
 - > 120 minutes
- Average interval for electronically submitted LSRs in minutes

Data Retained

Relating to CLEC Experience	Relating to BellSouth Experience
<ul style="list-style-type: none"> • Report month • Record of functional acknowledgements 	<ul style="list-style-type: none"> • Not Applicable

SQM Disaggregation - Analog/Benchmark

SQM LEVEL of Disaggregation	Retail Analog/Benchmark
<ul style="list-style-type: none"> • EDI 	<ul style="list-style-type: none"> • EDI – 90% within 30 minutes (6 months – 95% within 30 minutes)
<ul style="list-style-type: none"> • TAG 	<ul style="list-style-type: none"> • TAG – 95% within 30 minutes

SEEM Measure

SEEM Measure		
Yes	Tier I	X
	Tier II	X

SEEM Disaggregation - Analog/Benchmark

SEEM Disaggregation	SEEM Analog/Benchmark
<ul style="list-style-type: none"> • EDI 	<ul style="list-style-type: none"> • EDI – 90% within 30 minutes (6 months – 95% within 30 minutes)
<ul style="list-style-type: none"> • TAG 	<ul style="list-style-type: none"> • TAG – 95% within 30 minutes

O-2: Acknowledgement Message Completeness

Definition

This measurement provides the percent of LSRs received via EDI or TAG, which are acknowledged electronically.

Exclusions

Manually submitted LSRs

Business Rules

EDI and TAG send Functional Acknowledgements for all LSRs, which are electronically submitted by a CLEC. If more than one CLEC uses the same ordering center, an Acknowledgement Message will be returned to the "Aggregator", however, BellSouth will not be able to determine which specific CLEC this message represented. The Acknowledgement Message is returned prior to the determination of whether the LSR will be partially mechanized or fully mechanized.

Calculation

Acknowledgement Completeness = $(a \div b) \times 100$

- a = Total number of Functional Acknowledgements returned in the reporting period for LSRs electronically submitted by EDI or TAG respectively
- b = Total number of electronically submitted LSRs received in the reporting period by EDI or TAG respectively

Report Structure

- CLEC Aggregate
- CLEC Specific
- Geographic Scope
 - State
 - Region

Note: Acknowledgement message is generated before the system recognizes whether this message (LSR) will be partially or fully mechanized.

Data Retained

Relating to CLEC Experience	Relating to BellSouth Experience
<ul style="list-style-type: none"> • Report month • Record of functional acknowledgements 	<ul style="list-style-type: none"> • Not Applicable

SQM Disaggregation - Analog/Benchmark

SQM LEVEL of Disaggregation	Retail Analog/Benchmark
<ul style="list-style-type: none"> • EDI • TAG 	<ul style="list-style-type: none"> • Benchmark: 100%

SEEM Measure

SEEM Measure		
Yes	Tier I	X
	Tier II	X

SEEM Disaggregation - Analog/Benchmark

SEEM Disaggregation	SEEM Analog/Benchmark
<ul style="list-style-type: none">• EDI• TAG	<ul style="list-style-type: none">• Benchmark: 100%

O-3: Percent Flow-Through Service Requests (Summary)

Definition

The percentage of Local Service Requests (LSR) and LNP Local Service Requests (LNP LSRs) submitted electronically via the CLEC mechanized ordering process that flow through and reach a status for a FOC to be issued, without manual intervention.

Exclusions

- Fatal Rejects
- Auto Clarification
- Manual Fallout
- CLEC System Fallout

Business Rules

The CLEC mechanized ordering process includes all LSRs, including supplements (subsequent versions) which are submitted through one of the three gateway interfaces (TAG, EDI and LENS), that flow through and reach a status for a FOC to be issued, without manual intervention. These LSRs can be divided into two classes of service: Business and Residence, and two types of service: Resale, and Unbundled Network Elements (UNE). The CLEC mechanized ordering process does not include LSRs which are submitted manually (for example, fax and courier) or are not designed to flow through (for example, Manual Fallout.)

Definitions:

Fatal Rejects: Errors that prevent an LSR, submitted electronically by the CLEC, from being processed further. When an LSR is submitted by a CLEC, LEO/LNP Gateway will perform edit checks to ensure the data received is correctly formatted and complete. For example, if the PON field contains an invalid character, LEO/LNP Gateway will reject the LSR and the CLEC will receive a Fatal Reject.

Auto-Clarification: Clarifications that occur due to invalid data within the LSR. LESOG/LAUTO will perform data validity checks to ensure the data within the LSR is correct and valid. For example, if the address on the LSR is not valid according to RSAG, or if the LNP is not available for the NPA NXXX requested, the CLEC will receive an Auto-Clarification.

Manual Fallout: Planned Fallout that occur by design. Certain LSRs are designed to fallout of the Mechanized Order Process due to their complexity. These LSRs are manually processed by the LCSC. When a CLEC submits an LSR, LESOG/LAUTO will determine if the LSR should be forwarded to LCSC for manual handling. Following are the categories for Manual Fallout:

- | | |
|---|--|
| 1. Complex* | 8. Denials-restore and conversion, or disconnect and conversion orders |
| 2. Special pricing plans | 9. Class of service invalid in certain states with some types of service |
| 3. Some Partial migrations | 10. Low volume such as activity type "T" (move) |
| 4. New telephone number not yet posted to BOCRIS | 11. More than 25 business lines, or more than 15 loops |
| 5. Pending order review required | 12. Transfer of calls option for the CLEC end users |
| 6. CSR inaccuracies such as invalid or missing CSR data in CRIS | 13. Directory Listings (Indentions and Captions) |
| 7. Expedites (requested by the CLEC) | |

* for a list of services, including complex services, and whether LSRs issued for the services are eligible to flow through.

Total System Fallout: Errors that require manual review by the LSCS to determine if the error is caused by the CLEC, or is due to BellSouth system functionality. If it is determined the error is caused by the CLEC, the LSR will be sent back to the CLEC for clarification. If it is determined the error is BellSouth caused, the LCSC representative will correct the error, and the LSR will continue to be processed.

Z Status: LSRs that receive a supplemental LSR submission prior to final disposition of the original LSR.

Calculation

Percent Flow Through = $a \div [b - (c + d + e + f)] \times 100$

- a = The total number of LSRs that flow through LESOG/LAUTO and reach a status for a FOC to be issued
- b = the number of LSRs passed from LEO/LNP Gateway to LESOG/LAUTO
- c = the number of LSRs that fall out for manual processing
- d = the number of LSRs that are returned to the CLEC for clarification
- e = the number of LSRs that contain errors made by CLECs
- f = the number of LSRs that receive a Z status.

Percent Achieved Flow Through = $a \div [b - (c + d + e)] \times 100$

- a = the number of LSRs that flow through LESOG/LAUTO and reach a status for a FOC to be issued.
- b = the number of LSRs passed from LEO/LNP Gateway to LESOG/LAUTO
- c = the number of LSRs that are returned to the CLEC for clarification
- d = the number of LSRs that contain errors made by CLECs
- e = the number of LSRs that receive Z status

Report Structure

- CLEC Aggregate
 - Region

Data Retained

Relating to CLEC Experience	Relating to BellSouth Performance:
<ul style="list-style-type: none"> • Report month • Total number of LSRs received, by interface, by CLEC <ul style="list-style-type: none"> - TAG - EDI - LENS • Total number of errors by type, by CLEC <ul style="list-style-type: none"> - Fatal rejects - Auto clarification - CLEC caused system fallout • Total number of errors by error code • Total fallout for manual processing 	<ul style="list-style-type: none"> • Report month • Total number of errors by type <ul style="list-style-type: none"> - BellSouth system error

SQM Disaggregation - Analog/Benchmark

SQM Level of Disaggregation	Retail Analog/Benchmark ^a
• Residence	• Benchmark: 95%
• Business	• Benchmark: 90%
• UNE	• Benchmark: 85%
• LNP	• Benchmark: 85%

a. Benchmarks do not apply to the "Percent Achieved Flow Through."

SEEM Measure

SEEM Measure		
Yes	Tier I	
	Tier II	X

SEEM Disaggregation - Analog/Benchmark

SEEM Disaggregation	SEEM Analog/Benchmark ^a
• Residence	• Benchmark: 95%
• Business	• Benchmark: 90%
• UNE	• Benchmark: 85%
• LNP	• Benchmark: 85%

a. Benchmarks do not apply to the "Percent Achieved Flow Through."

O-4: Percent Flow-Through Service Requests (Detail)

Definition

A detailed list, by CLEC, of the percentage of Local Service Requests (LSR) and LNP Local Service Requests (LNP LSRs) submitted electronically via the CLEC mechanized ordering process that flow through and reach a status for a FOC to be issued, without manual or human intervention.

Exclusions

- Fatal Rejects
- Auto Clarification
- Manual Fallout
- CLEC System Fallout

Business Rules

The CLEC mechanized ordering process includes all LSRs, including supplements (subsequent versions) which are submitted through one of the three gateway interfaces (TAG, EDI, and LENS), that flow through and reach a status for a FOC to be issued, without manual intervention. These LSRs can be divided into two classes of service: Business and Residence, and three types of service: Resale, and Unbundled Network Elements (UNE) and specials. The CLEC mechanized ordering process does not include LSRs, which are submitted manually (for example, fax and courier) or are not designed to flow through (for example, Manual Fallout.)

Definitions:

Fatal Rejects: Errors that prevent an LSR, submitted electronically by the CLEC, from being processed further. When an LSR is submitted by a CLEC, LEO/LNP Gateway will perform edit checks to ensure the data received is correctly formatted and complete. For example, if the PON field contains an invalid character, LEO/LNP Gateway will reject the LSR and the CLEC will receive a Fatal Reject.

Auto-Clarification: Clarifications that occur due to invalid data within the LSR. LESOG/LAUTO will perform data validity checks to ensure the data within the LSR is correct and valid. For example, if the address on the LSR is not valid according to RSAG, or if the LNP is not available for the NPA NXXX requested, the CLEC will receive an Auto-Clarification.

Manual Fallout: Planned Fallout that occur by design. Certain LSRs are designed to fallout of the Mechanized Order Process due to their complexity. These LSRs are manually processed by the LCSC. When a CLEC submits an LSR, LESOG/LAUTO will determine if the LSR should be forwarded to LCSC for manual handling. Following are the categories for Manual Fallout:

- | | |
|---|--|
| 1. Complex* | 8. Denials-restore and conversion, or disconnect and conversion orders |
| 2. Special pricing plans | 9. Class of service invalid in certain states with some types of service |
| 3. Some Partial migrations | 10. Low volume such as activity type "T" (move) |
| 4. New telephone number not yet posted to BOCRIS | 11. More than 25 business lines, or more than 15 loops |
| 5. Pending order review required | 12. Transfer of calls option for the CLEC end users |
| 6. CSR inaccuracies such as invalid or missing CSR data in CRIS | 13. Directory Listings (Indentions and Captions) |
| 7. Expedites (requested by the CLEC) | |

* for a list of services, including complex services, and whether LSRs issued for the services are eligible to flow through.

Total System Fallout: Errors that require manual review by the LSCS to determine if the error is caused by the CLEC, or is due to BellSouth system functionality. If it is determined the error is caused by the CLEC, the LSR will be sent back to the CLEC for clarification. If it is determined the error is BellSouth caused, the LCSC representative will correct the error, and the LSR will continue to be processed.

Z Status: LSRs that receive a supplemental LSR submission prior to final disposition of the original LSR.

Calculation

$$\text{Percent Flow Through} = a \div [b - (c + d + e + f)] \times 100$$

- a = The total number of LSRs that flow through LESOG/LAUTO and reach a status for a FOC to be issued
- b = the number of LSRs passed from LEO/LNP Gateway to LESOG/LAUTO
- c = the number of LSRs that fall out for manual processing
- d = the number of LSRs that are returned to the CLEC for clarification
- e = the number of LSRs that contain errors made by CLECs
- f = the number of LSRs that receive a Z status.

$$\text{Percent Achieved Flow Through} = a \div [b - (c + d + e)] \times 100$$

- a = the number of LSRs that flow through LESOG/LAUTO and reach a status for a FOC to be issued.
- b = the number of LSRs passed from LEO/LNP Gateway to LESOG/LAUTO
- c = the number of LSRs that are returned to the CLEC for clarification
- d = the number of LSRs that contain errors made by CLECs
- e = the number of LSRs that receive Z status

Report Structure

Provides the flow through percentage for each CLEC (by alias designation) submitting LSRs through the CLEC mechanized ordering process. The report provides the following:

- CLEC (by alias designation)
- Number of fatal rejects
- Mechanized interface used
- Total mechanized LSRs
- Total manual fallout
- Number of auto clarifications returned to CLEC
- Number of validated LSRs
- Number of BellSouth caused fallout
- Number of CLEC caused fallout
- Number of Service Orders Issued
- Base calculation
- CLEC error excluded calculation

Data Retained

Relating to CLEC Experience	Relating to BellSouth Performance
<ul style="list-style-type: none"> • Report month • Total number of LSRs received, by interface, by CLEC <ul style="list-style-type: none"> - TAG - EDI - LENS • Total number of errors by type, by CLEC <ul style="list-style-type: none"> - Fatal rejects - Auto clarification - CLEC errors • Total number of errors by error code • Total fallout for manual processing 	<ul style="list-style-type: none"> • Report month • Total number of errors by type <ul style="list-style-type: none"> - BellSouth system error

SQM Disaggregation - Analog/Benchmark

SQM Level of Disaggregation	Retail Analog/Benchmark ^a
<ul style="list-style-type: none"> • Residence 	<ul style="list-style-type: none"> • Benchmark: 95%
<ul style="list-style-type: none"> • Business 	<ul style="list-style-type: none"> • Benchmark: 90%
<ul style="list-style-type: none"> • UNE 	<ul style="list-style-type: none"> • Benchmark: 85%

SQM Level of Disaggregation	Retail Analog/Benchmark ^a
<ul style="list-style-type: none"> LNP 	<ul style="list-style-type: none"> Benchmark: 85%

a. Benchmarks do not apply to the "Percent Achieved Flow Through."

SEEM Measure

SEEM Measure		
No	Tier I	
	Tier II	

SEEM Disaggregation - Analog/Benchmark

SEEM Disaggregation	SEEM Analog/Benchmark
<ul style="list-style-type: none"> Not Applicable 	<ul style="list-style-type: none"> Not Applicable

O-5: Flow-Through Error Analysis

Definition

An analysis of each error type (by error code) that was experienced by the LSRs that did not flow through or reached a status for a FOC to be issued.

Exclusions

Each Error Analysis is error code specific, therefore exclusions are not applicable.

Business Rules

The CLEC mechanized ordering process includes all LSRs, including supplements (subsequent versions) which are submitted through one of the three gateway interfaces (TAG, EDI, and LENS), that flow through and reach a status for a FOC to be issued. The CLEC mechanized ordering process does not include LSRs which are submitted manually (for example, fax and courier).

Calculation

Total for each error type.

Report Structure

Provides an analysis of each error type (by error code). The report is in descending order by count of each error code and provides the following:

- Error Type (by error code)
- Count of each error type
- Percent of each error type
- Cumulative percent
- Error Description
- CLEC Caused Count of each error code
- Percent of aggregate by CLEC caused count
- Percent of CLEC caused count
- BellSouth Caused Count of each error code
- Percent of aggregate by BellSouth caused count
- Percent of BellSouth by BellSouth caused count.

Data Retained

Relating to CLEC Experience	Relating to BellSouth Performance
<ul style="list-style-type: none"> • Report month • Total number of LSRs received • Total number of errors by type (by error code) <ul style="list-style-type: none"> - CLEC caused error 	<ul style="list-style-type: none"> • Report month • Total number of errors by type (by error code) <ul style="list-style-type: none"> - BellSouth system error

SQM Disaggregation - Analog/Benchmark

SQM Level of Disaggregation	Retail Analog/Benchmark
<ul style="list-style-type: none"> • NA 	<ul style="list-style-type: none"> • NA

SEEM Measure

SEEM Measure		
No	Tier I	
	Tier II	

SEEM Disaggregation - Analog/Benchmark

SEEM Disaggregation	SEEM Analog/Benchmark
• Not Applicable	• Not Applicable

O-6: CLEC LSR Information

Definition

A list with the flow through activity of LSRs by CC, PON and Ver, issued by each CLEC during the report period.

Exclusions

- Fatal Rejects
- LSRs submitted manually

Business Rules

The CLEC mechanized ordering process includes all LSRs, including supplements (subsequent versions) which are submitted through one of the three gateway interfaces (TAG, EDI, and LENS), that flow through and reach a status for a FOC to be issued. The CLEC mechanized ordering process does not include LSRs which are submitted manually (for example, fax and courier).

Calculation

NA

Report Structure

Provides a list with the flow through activity of LSRs by CC, PON and Ver, issued by each CLEC during the report period with an explanation of the of the columns and content. This report is available on a CLEC specific basis. The report provides the following for each LSR.

- CC
- PON
- Ver
- Timestamp
- Type
- Err #
- Note or Error Description

Data Retained

Relating to CLEC Experience	Relating to BellSouth Experience
<ul style="list-style-type: none"> • Report month • Record of LSRs received by CC, PON and Ver • Record of Timestamp, Type, Err # and Note or Error Description for each LSR by CC, PON and Ver 	NA

SQM Disaggregation - Analog/Benchmark

SQM Level of Disaggregation	Retail Analog/Benchmark
• NA	• NA

SEEM Measure

SEEM Measure		
No	Tier I	
	Tier II	

SEEM Disaggregation - Analog/Benchmark

SEEM Disaggregation	SEEM Analog/Benchmark
• Not Applicable	• Not Applicable

Table 1: LSR Flow-Through Matrix

Product	F/T ³	Complex Service ⁴	Complex Order	Planned Fallout For Manual Handling ¹	Edi	Tag ²	Lens	Comments
2 wire analog DID trunk port	No	UNE	Yes	NA	N	N	N	
2 wire analog port	Yes	UNE	No	No	Y	Y	N	
2 wire ISDN digital line side port	No	UNE	Yes	NA	N	N	N	
2 wire ISDN digital loop	Yes	UNE	Yes	No	Y	Y	N	
3 Way Calling	Yes	No	No	No	Y	Y	Y	
4 wire analog voice grade loop	Yes	UNE	Yes	No	Y	Y	N	
4 wire DS0 & PRI digital loop	No	UNE	Yes	NA	N	N	N	
4 wire DS1 & PRI digital loop	No	UNE	Yes	NA	N	N	N	
4 wire ISDN DSI digital trunk ports	No	UNE	Yes	NA	N	N	N	
Accupulse	No	Yes	Yes	NA	N	N	N	
ADSL	Yes	UNE	No	No	Y	Y	N	
Area Plus	Yes	No	No	No	Y	Y	Y	
Basic Rate ISDN	No	Yes	Yes	Yes	Y	Y	N	
Call Block	Yes	No	No	No	Y	Y	Y	
Call Forwarding-Variable	Yes	No	No	No	Y	Y	Y	
Call Return	Yes	No	No	No	Y	Y	Y	
Call Selector	Yes	No	No	No	Y	Y	Y	
Call Tracing	Yes	No	No	No	Y	Y	Y	
Call Waiting	Yes	No	No	No	Y	Y	Y	
Call Waiting Deluxe	Yes	No	No	No	Y	Y	Y	
Caller ID	Yes	No	No	No	Y	Y	Y	
CENTREX	No	Yes	Yes	NA	N	N	N	

Table 1: LSR Flow-Through Matrix

Product	F/T ³	Complex Service ⁴	Complex Order	Planned Fallout For Manual Handling ¹	Edi	Tag ²	Lens	Comments
DID WITH PBX ACT W	No	Yes	Yes	Yes	Y	N	Y	
DID ACT W	No	Yes	Yes	Yes	Y	N	Y	
Digital Data Transport	No	UNE	Yes	NA	N	N	N	
Directory Listing Indentations	No	No	No	Yes	Y	Y	Y	
Directory Listings Captions	No	No	Yes	Yes	Y	Y	Y	
Directory Listings (simple)	Yes	No	No	No	Y	Y	Y	
DS3	No	UNE	Yes	NA	N	N	N	
DS1 Loop	Yes	UNE	Yes	No	Y	Y	N	
DSO Loop	Yes	UNE	Yes	No	Y	Y	N	
Enhanced Caller ID	Yes	No	No	No	Y	Y	Y	
ESSX	No	Yes	Yes	NA	N	N	N	
Flat Rate/Business	Yes	No	No	No	Y	Y	Y	
Flat Rate/Residence	Yes	No	No	No	Y	Y	Y	
FLEXSERV	No	Yes	Yes	NA	N	N	N	
Frame Relay	No	Yes	Yes	NA	N	N	N	
FX	No	Yes	Yes	NA	N	N	N	
Ga. Community Calling	Yes	No	No	No	Y	Y	Y	
HDSL	Yes	UNE	No	No	Y	Y	N	
Hunting MLH	No	C/S	C/S	Yes	Y	Y	N	
Hunting Series Completion	No	C/S	C/S	No	Y	Y	Y	
INP to LNP Conversions	No	UNE	Yes	Yes	Y	Y	N	
LightGate	No	Yes	Yes	NA	N	N	N	

Table 1: LSR Flow-Through Matrix

Product	F/T ³	Complex Service ⁴	Complex Order	Planned Fallout For Manual Handling ¹	Edi	Tag ²	Lens	Comments
Local Number Portability	Yes	UNE	Yes	No	Y	Y	N	
LNP with Complex Listing	No	UNE	Yes	Yes	Y	Y	N	
LNP with Partial Migration	No	UNE	Yes	Yes	Y	Y	N	
LNP with Complex Services	No	UNE	Yes	Yes	Y	Y	N	
Loop+INP	Yes	UNE	No	No	Y	Y	N	
Loop+LNP	Yes	UNE	No	No	Y	Y	N	
Measured Rate/Bus.	Yes	No	No	No	Y	Y	Y	
Measured Rate/Res.	Yes	No	No	No	Y	Y	Y	
Megalink	No	Yes	Yes	NA	N	N	N	
Megalink-T1	No	Yes	Yes	NA	N	N	N	
Memory Call	Yes	No	No	No	Y	Y	Y	
Memory Call Ans. Svc.	Yes	No	No	No	Y	Y	Y	
Multiserv	No	Yes	Yes	NA	N	N	N	
Native Mode LAN Interconnection (NMLI)	No	Yes	Yes	NA	N	N	N	
Off-Prem Stations	No	Yes	Yes	NA	N	N	N	
Optional Calling Plan	Yes	No	No	No	Y	Y	Y	
Package/Complete Choice and area plus	Yes	No	No	No	Y	Y	Y	
Pathlink Primary Rate ISDN	No	Yes	Yes	NA	N	N	N	
Pay Phone Provider	No	No	No	NA	N	N	N	
PBX Standalone ACT A, C, D	No	Yes	Yes	Yes	Y	Y	N	
PBX Trunks	No	Yes	Yes	Yes	Y	Y	N	

Table 1: LSR Flow-Through Matrix

Product	F/T ³	Complex Service ⁴	Complex Order	Planned Fallout For Manual Handling ¹	Edi	Tag ²	Lens	Comments
Port/Loop Combo	Yes	UNE	No	No	Y	Y	Y	
Port/Loop PBX	No	No	No	Yes	Y	Y	N	
Preferred Call Forward	Yes	No	No	No	Y	Y	Y	
RCF Basic	Yes	No	No	No	Y	Y	Y	
Remote Access to CF	Yes	No	No	No	Y	Y	Y	
Repeat Dialing	Yes	No	No	No	Y	Y	Y	
Ringmaster	Yes	No	No	No	Y	Y	Y	
Smartpath	No	Yes	Yes	NA	N	N	N	
SmartRING	No	Yes	Yes	NA	N	N	N	
Speed Calling	Yes	No	No	No	Y	Y	Y	
Synchronet	No	Yes	Yes	Yes	Y	Y	N	
Tie Lines	No	Yes	Yes	NA	N	N	N	
Touchtone	Yes	No	No	No	Y	Y	Y	
Unbundled Loop-Analog 2W, SL1, SL2	Yes	UNE	No	No	Y	Y	Y	
WATS	No	Yes	Yes	NA	N	N	N	
xDSL Extended LOOP	No	UNE	Yes	NA	N	N	N	

Note¹: Planned Fallout for Manual Handling denotes those services that are electronically submitted and are not intended to flow through due to the complexity of the service.

Note²: The TAG column includes those LSRs submitted via Robo TAG.

Note³: For all services that indicate 'No' for flow-through, the following reasons, in addition to errors or complex services, also prompt manual handling: Expedites from CLECs, special pricing plans, denials – restore and conversion or disconnect and conversion both required, partial migrations (although conversions-as-is flow through), class of service invalid in certain states with some TOS – e.g. government, or cannot be changed when changing main TN on C activity, low volume – e.g. activity type T=move, pending order review required, more than 25 business lines, CSR inaccuracies such as invalid or missing CSR data in CRIS, Directory listing indentions and captions, transfer of calls option for CLEC end user – new TN not yet posted to BOCRIS. Many are unique to the CLEC environment.

Note⁴: Services with C/S in the Complex Service and/or the Complex Order columns can be either complex or simple.

O-7: Percent Rejected Service Requests

Definition

Percent Rejected Service Request is the percent of total Local Service Requests (LSRs) received which are rejected due to error or omission. An LSR is considered valid when it is submitted by the CLEC and passes edit checks to insure the data received is correctly formatted and complete.

Exclusions

Service Requests canceled by the CLEC prior to being rejected/clarified.

Business Rules

Fully Mechanized: An LSR is considered “rejected” when it is submitted electronically but does not pass LEO edit checks in the ordering systems (EDI, LENS, TAG, LEO, LESOG) and is returned to the CLEC without manual intervention. There are two types of “Rejects” in the Mechanized category:

A **Fatal Reject** occurs when a CLEC attempts to electronically submit an LSR but required fields are either not populated or incorrectly populated and the request is returned to the CLEC before it is considered a valid LSR.

An **Auto Clarification** occurs when a valid LSR is electronically submitted but rejected from LESOG because it does not pass further edit checks for order accuracy.

Partially Mechanized: A valid LSR, which is electronically submitted (via EDI, LENS, TAG) but cannot be processed electronically and “falls out” for manual handling. It is then put into “clarification” and sent back (rejected) to the CLEC.

Total Mechanized: Combination of Fully Mechanized and Partially Mechanized LSRs electronically submitted by the CLEC.

Non-Mechanized: LSRs which are faxed or mailed to the LCSC for processing and “clarified” (rejected) back to the CLEC by the BellSouth service representative.

Interconnection Trunks: Interconnection Trunks are ordered on Access Service Requests (ASRs). ASRs are submitted to and processed by the Interconnection Purchasing Center (IPC). Trunk data is reported as a separate category.

Calculation

Percent Rejected Service Requests = $(a \div b) \times 100$

- a = Total Number of Rejected Service Requests in the reporting period
- b = Total Number of Service Requests Received in the reporting period

Report Structure

- Fully Mechanized, Partially Mechanized, Total Mechanized, Non-Mechanized
- CLEC Specific
- CLEC Aggregate
- Geographic Scope
 - State
 - Region
- Product Specific percent Rejected
- Total percent Rejected

Data Retained

Relating to CLEC Experience	Relating to BellSouth Performance
<ul style="list-style-type: none"> • Report month • Total number of LSRs • Total number of Rejects • State and Region • Total Number of ASRs (Trunks) 	

SQM Disaggregation - Analog/Benchmark

SQM Level of Disaggregation	Retail Analog/Benchmark
Mechanized, Partially Mechanized and Non-Mechanized <ul style="list-style-type: none"> • Resale - Residence • Resale - Business • Resale – Design (Special) • Resale PBX • Resale Centrex • Resale ISDN • LNP Standalone • 2W Analog Loop Design • 2W Analog Loop Non-Design • UNE Digital Loop < DS1 • UNE Digital Loop ≥ DS1 • UNE Loop + Port Combinations • Switch Ports • UNE xDSL (ADSL, HDSL, UCL) • Line Sharing • Local Interoffice Transport • Local Interconnection Trunks 	<ul style="list-style-type: none"> • Diagnostic

SEEM Measure

SEEM Measure		
No	Tier I	
	Tier II	

SEEM Disaggregation - Analog/Benchmark

SEEM Disaggregation	SEEM Analog/Benchmark
<ul style="list-style-type: none"> • Not Applicable 	<ul style="list-style-type: none"> • Not Applicable

O-8: Reject Interval

Definition

Reject Interval is the average reject time from receipt of an LSR to the distribution of a Reject. An LSR is considered valid when it is submitted by the CLEC and passes edit checks to insure the data received is correctly formatted and complete.

Exclusions

- Service Requests canceled by CLEC prior to being rejected/clarified.
- Designated Holidays are excluded from the interval calculation.
- LSRs which are identified and classified as “Projects”
- The following hours for Partially mechanized and Non-mechanized LSRs are excluded from the interval calculation:

Residence Resale Group – Monday through Saturday 7:00PM until 7:00AM
From 7:00 PM Saturday until 7:00 AM Monday

Business Resale, Complex, UNE Groups – Monday through Friday 6:00PM until 8:00AM
From 6:00 PM Friday until 8:00 AM Monday.

The hours excluded will be altered to reflect changes in the Center operating hours. The LCSC will accept faxed LSRs only during posted hours of operation.

The interval will be the amount of time accrued from receipt of the LSR until normal closing of the center if an LSR is worked using overtime hours.

In the case of a Partially Mechanized LSR received and worked after normal business hours, the interval will be set at one (1) minute.

Business Rules

Fully Mechanized: The elapsed time from receipt of a valid electronically submitted LSR (date and time stamp in EDI, LENS or TAG) until the LSR is rejected (date and time stamp or reject in EDI, TAG or LENS). Auto Clarifications are considered in the Fully Mechanized category.

Partially Mechanized: The elapsed time from receipt of a valid electronically submitted LSR (date and time stamp in EDI, LENS or TAG) until it falls out for manual handling. The stop time on partially mechanized LSRs is when the LCSC Service Representative clarifies the LSR back to the CLEC via LENS, EDI, or TAG.

Total Mechanized: Combination of Fully Mechanized and Partially Mechanized LSRs which are electronically submitted by the CLEC.

Non-Mechanized: The elapsed time from receipt of a valid LSR (date and time stamp of FAX or date and time mailed LSR is received in the LCSC) until notice of the reject (clarification) is returned to the CLEC via LON.

Interconnection Trunks: Interconnection Trunks are ordered on Access Service Requests (ASRs). ASRs are submitted to and processed by the Interconnection Purchasing Center (IPC). Trunk data is reported as a separate category.

Calculation

Reject Interval = (a - b)

- a = Date and Time of Service Request Rejection
- b = Date and Time of Service Request Receipt

Average Reject Interval = (c ÷ d)

- c = Sum of all Reject Intervals
- d = Number of Service Requests Rejected in Reporting Period

Report Structure

- CLEC Specific
- CLEC Aggregate
- Fully Mechanized, Partially Mechanized, Total Mechanized, Non-Mechanized
- Geographic Scope

- State
- Region
- Mechanized:
 - 0 - ≤ 4 minutes
 - > 4 - ≤ 8 minutes
 - > 8 - ≤ 12 minutes
 - > 12 - ≤ 60 minutes
 - 0 - ≤ 1 hour
 - > 1 - ≤ 4 hours
 - > 4 - ≤ 8 hours
 - > 8 - ≤ 12 hours
 - > 12 - ≤ 16 hours
 - > 16 - ≤ 20 hours
 - > 20 - ≤ 24 hours
 - > 24 hours
- Partially Mechanized:
 - 0 - ≤ 1 hour
 - > 1 - ≤ 4 hours
 - > 4 - ≤ 8 hours
 - > 8 - ≤ 10 hours
 - 0 - ≤ 10 hours
 - > 10 - ≤ 18 hours
 - 0 - ≤ 18 hours
 - > 18 - ≤ 24 hours
 - > 24 hours
- Non-mechanized:
 - 0 - ≤ 1 hour
 - > 1 - ≤ 4 hours
 - > 4 - ≤ 8 hours
 - > 8 - ≤ 12 hours
 - > 12 - ≤ 16 hours
 - > 16 - ≤ 20 hours
 - > 20 - ≤ 24 hours
 - 0 - ≤ 24 hours
 - > 24 hours
- Trunks:
 - ≤ 4 days
 - > 4 - ≤ 8 days
 - > 8 - ≤ 12 days
 - > 12 - ≤ 14 days
 - > 14 - ≤ 20 days
 - > 20 days
- Average Interval for mechanized reports in hours, non-mechanized and Trunk reports in days.

Data Retained

Relating to CLEC Experience	Relating to BellSouth Performance
Report month <ul style="list-style-type: none"> • Reject Interval • Total Number of LSRs • Total number of Rejects • State and Region • Total Number of ASRs (Trunks) 	

SQM Disaggregation - Analog/Benchmark

SQM Level of Disaggregation	Retail Analog/Benchmark
<ul style="list-style-type: none"> • Resale – Residence • Resale – Business • Resale – Design (Special) • Resale PBX • Resale Centrex • Resale ISDN • LNP Standalone • 2W Analog Loop Design • 2W Analog Loop Non-Design • UNE Digital Loop < DS1 • UNE Digital Loop ≥ DS1 • UNE Loop + Port Combinations • Switch Ports • UNE xDSL (ADSL, HDSL, UCL) • Line Sharing • Local Interoffice Transport 	<ul style="list-style-type: none"> • Mechanized: <ul style="list-style-type: none"> - 97% within 1Hour • Partially Mechanized: <ul style="list-style-type: none"> - 85% within 18 Hours in 3 Months - 85% within 10 Hours in 6 Months • Non-Mechanized: - 85% within 24 Hours
<ul style="list-style-type: none"> • Local Interconnection Trunks 	<ul style="list-style-type: none"> • Trunks: 85% within 4 Days

O-8: Reject Interval

SEEM Measure

SEEM Measure		
Yes	Tier I	
	Tier II	X

SEEM Disaggregation - Analog/Benchmark

SEEM Disaggregation	SEEM Analog/Benchmark
<ul style="list-style-type: none"> • Fully Mechanized - 	<ul style="list-style-type: none"> • 97% ≤ 1 hour

O-9: Firm Order Confirmation Timeliness

Definition

Interval for Return of a Firm Order Confirmation (FOC Interval) is the average response time from receipt of valid LSR to distribution of a Firm Order Confirmation.

Exclusions

- Service Requests canceled by CLEC prior to being rejected/clarified.
- Designated Holidays are excluded from the interval calculation.
- LSRs which are identified and classified as “Projects” (under development)
- The following hours for Partially mechanized and Non-mechanized LSRs are excluded from the interval calculation:

Residence Resale Group – Monday through Saturday 7:00PM until 7:00AM
From 7:00 PM Saturday until 7:00 AM Monday

Business Resale, Complex, UNE Groups – Monday through Friday 6:00PM until 8:00AM
From 6:00 PM Friday until 8:00 AM Monday.

The hours excluded will be altered to reflect changes in the Center operating hours. The LCSC will accept faxed LSRs only during posted hours of operation.

The interval will be the amount of time accrued from receipt of the LSR until normal closing of the center if an LSR is worked using overtime hours.

In the case of a Partially Mechanized LSR received and worked after normal business hours, the interval will be set at one (1) minute.

Business Rules

- **Fully Mechanized:** The elapsed time from receipt of a valid electronically submitted LSR (date and time stamp in EDI, LENS or TAG) until the LSR is processed, appropriate service orders are generated and a Firm Order Confirmation is returned to the CLEC via EDI, LENS or TAG.
- **Partially Mechanized:** The elapsed time from receipt of a valid electronically submitted LSR (date and time stamp in EDI, LENS, or TAG) which falls out for manual handling until appropriate service orders are issued by a BellSouth service representative via Direct Order Entry (DOE) or Service Order Negotiation Generation System (SONGS) to SOCS and a Firm Order Confirmation is returned to the CLEC via EDI, LENS, or TAG.
- **Total Mechanized:** Combination of Fully Mechanized and Partially Mechanized LSRs which are electronically submitted by the CLEC.
- **Non-Mechanized:** The elapsed time from receipt of a valid paper LSR (date and time stamp of FAX or date and time paper LSRs received in LCSC) until appropriate service orders are issued by a BellSouth service representative via Direct Order Entry (DOE) or Service Order Negotiation Generation System (SONGS) to SOCS and a Firm Order Confirmation is sent to the CLEC via LON.
- **Interconnection Trunks:** Interconnection Trunks are ordered on Access Service Requests (ASRs). ASRs are submitted to and processed by the Interconnection Purchasing Center (IPC). Trunk data is reported as a separate category.

Calculation

Firm Order Confirmation Time = (a - b)

- a = Date and Time of Firm Order Confirmation
- b = Date and Time of Service Request Receipt

Firm Order Confirmation Timeliness = (c ÷ d)

- c = Sum of all Firm Order Confirmation Times
- d = Number of Service Requests Confirmed in Reporting Period

Report Structure

- Fully Mechanized, Partially Mechanized, Total Mechanized, Non-Mechanized
 - CLEC Specific
 - CLEC Aggregate
- Geographic Scope

- State
- Region
- Fully Mechanized:
 - 0 - ≤ 15 minutes
 - > 15 - ≤ 30 minutes
 - > 30 - ≤ 45 minutes
 - > 45 - ≤ 60 minutes
 - > 60 - ≤ 90 minutes
 - > 90 - ≤ 120 minutes
 - > 120 - ≤ 180 minutes
 - 0 - ≤ 3 hours
 - > 3 - ≤ 6 hours
 - > 6 - ≤ 12 hours
 - > 12 - ≤ 24 hours
 - > 24 - ≤ 48 hours
 - > 48 hours
- Partially Mechanized:
 - 0 - ≤ 4 hours
 - > 4 - ≤ 8 hours
 - > 8 - ≤ 10 hours
 - 0 - ≤ 10 hours
 - > 10 - ≤ 18 hours
 - 0 - ≤ 18 hours
 - > 18 - ≤ 24 hours
 - > 24 - ≤ 48 hours
 - > 48 hours
- Non-mechanized:
 - 0 - ≤ 4 hours
 - > 4 - ≤ 8 hours
 - > 8 - ≤ 12 hours
 - > 12 - ≤ 16 hours
 - > 16 - ≤ 20 hours
 - > 20 - ≤ 24 hours
 - > 24 - ≤ 36 hours
 - 0 - ≤ 36 hours
 - > 36 - ≤ 48 hours
 - > 48 hours
- Trunks:
 - 0 - ≤ 5 days
 - > 5 - ≤ 10 days
 - 0 - ≤ 10 days
 - > 10 - ≤ 15 days
 - > 15 - ≤ 20 days
 - > 20 days
- Average Interval in Days

Data Retained

Relating to CLEC Experience	Relating to BellSouth Performance
<ul style="list-style-type: none"> • Report month • Interval for FOC • Total number of LSRs • State and Region • Total Number of ASRs (Trunks) 	

SQM Disaggregation - Analog/Benchmark

SQM Level of Disaggregation	Retail Analog/Benchmark
<ul style="list-style-type: none"> • Resale – Residence • Resale – Business • Resale – Design (Special) • Resale PBX • Resale Centrex • Resale ISDN • LNP Standalone • 2W Analog Loop Design • 2W Analog Loop Non-Design • UNE Digital Loop < DS1 • UNE Digital Loop ≥ DS1 • UNE Loop + Port Combinations • Switch Ports • UNE xDSL (ADSL, HDSL, UCL) • Line Sharing • Local Interoffice Transport 	<ul style="list-style-type: none"> • Mechanized: - 95% within 3 Hours • Partially Mechanized: <ul style="list-style-type: none"> - 85% within 18 Hours in 3 Months - 85% within 10 Hours in 6 Months • Non-Mechanized: 85% within 36 hours
<ul style="list-style-type: none"> • Local Interconnection Trunks 	<ul style="list-style-type: none"> • Trunks: - 95% within 10 days

SEEM Measure

SEEM Measure		
Yes	Tier I	
	Tier II	X

SEEM Disaggregation - Analog/Benchmark

SEEM Disaggregation	SEEM Analog/Benchmark
<ul style="list-style-type: none"> • Fully Mechanized 	<ul style="list-style-type: none"> • 95% within 3 hours
<ul style="list-style-type: none"> • Partially Mechanized 	<ul style="list-style-type: none"> • 85% within 18 Hours in 3 Months • 85% within 10 Hours in 6 Months
<ul style="list-style-type: none"> • Non-Mechanized 	<ul style="list-style-type: none"> • 85% within 36 hours
<ul style="list-style-type: none"> • IC Trunks 	<ul style="list-style-type: none"> • 95% within 10 days

O-10: Service Inquiry with LSR Firm Order Confirmation (FOC) Response Time Manual¹

Definition

This report measures the interval and the percent within the interval from the submission of a Service Inquiry (SI) with Firm Order LSR to the distribution of a Firm Order Confirmation (FOC).

Exclusions

- Designated Holidays are excluded from the interval calculation.
- Weekend hours from 5:00PM Friday until 8:00AM Monday are excluded from the interval calculation of the Service Inquiry.
- Canceled Requests
- Electronically Submitted Requests

Business Rules

This measurement combines four intervals:

1. From receipt of Service Inquiry with LSR to hand off to the Service Advocacy Center (SAC) for Loop 'Look-up'.
2. From SAC start date to SAC complete date.
3. From SAC complete date to the Complex Resale Support Group (CRSG) complete date with hand off to LCSC.
4. From receipt of SI/LSR in the LCSC to Firm Order Confirmation.

Calculation

FOC Timeliness Interval = (a - b)

- a = Date and Time Firm Order Confirmation (FOC) for SI with LSR returned to CLEC
- b = Date and Time SI with LSR received

Average Interval = (c ÷ d)

- c = Sum of all FOC Timeliness Intervals
- d = Total number of SIs with LSRs received in the reporting period

Percent Within Interval = (e ÷ f) X 100

- e = Total number of Service Inquiries with LSRs received by the CRSG to distribution of FOC by the Local Carrier Service Center (LCSC)
- f = Total number of Service Inquiries with LSRs received in the reporting period

Report Structure

- CLEC Aggregate
- CLEC Specific
- Geographic Scope
 - State
 - Region
- Intervals
 - 0 – ≤ 3 days
 - > 3 – ≤ 5 days
 - 0 – ≤ 5 days
 - > 5 – ≤ 7 days
 - > 7 – ≤ 10 days
 - > 10 – ≤ 15 days
 - > 15 days
- Average Interval measured in days

1. See O-9 for FOC Timeliness

Data Retained

Relating to CLEC Experience	Relating to BellSouth Experience
<ul style="list-style-type: none"> • Report Month • Total Number of Requests • SI Intervals • State and Region 	

SQM Disaggregation - Analog/Benchmark

SQM LEVEL of Disaggregation	Retail Analog/Benchmark
<ul style="list-style-type: none"> • xDSL (includes UNE unbundled ADSL, HDSL and UNE Unbundled Copper Loops) • Unbundled Interoffice Transport 	<ul style="list-style-type: none"> • 95% Returned within 5 Business days

SEEM Measure

SEEM Measure		
No	Tier I	
	Tier II	

SEEM Disaggregation - Analog/Benchmark

SEEM Disaggregation	SEEM Analog/Benchmark
<ul style="list-style-type: none"> • Not Applicable 	<ul style="list-style-type: none"> • Not Applicable

O-11: Firm Order Confirmation and Reject Response Completeness

Definition

A response is expected from BellSouth for every Local Service Request transaction (version). More than one response or differing responses per transaction is not expected. Firm Order Confirmation and Reject Response Completeness is the corresponding number of Local Service Requests received to the combination of Firm Order Confirmation and Reject Responses.

Exclusions

- Service Requests canceled by the CLEC prior to FOC or Rejected/Clarified.
- Non-Mechanized LSRs

Business Rules

Mechanized – The number of FOCs or Auto Clarifications sent to the CLEC from LENS, EDI, TAG in response to electronically submitted LSRs (date and time stamp in LENS, EDI, TAG).

Partially Mechanized – The number of FOCs or Rejects sent to the CLEC from LENS, EDI, TAG in response to electronically submitted LSRs (date and time stamp in LENS, EDI, TAG), which fall out for manual handling by the LCSC personnel.

Total Mechanized – The number of the combination of Fully Mechanized and Partially Mechanized LSRs

Note: Manual (Non-Mechanized) LSRs have no version control by the very nature of the manual process, therefore, non-mechanized LSRs are not captured by this report.

For CLEC Results:

Firm Order Confirmation and Reject Response Completeness is determined in two dimensions:

Percent responses is determined by computing the number of Firm Order Confirmations and Rejects transmitted by BellSouth and dividing by the number of Local Service Requests (all versions) received in the reporting period.

Percent of multiple responses is determined by computing the number of Local Service Request unique versions receiving more than one Firm Order Confirmation, Reject or the combination of the two and dividing by the number of Local Service Requests (all versions) received in the reporting period.

Calculation

Single FOC/Reject Response Expected

Firm Order Confirmation / Reject Response Completeness = $(a \div b) \times 100$

- a = Total Number of Service Requests for which a Firm Order Confirmation or Reject is Sent
- b = Total Number of Service Requests Received in the Report Period

Multiple or Differing FOC / Reject Responses Not Expected

Response Completeness = $[(a + b) \div c] \times 100$

- a = Total Number of Firm Order Confirmations Per LSR Version
- b = Total Number of Reject Responses Per LSR Version
- c = Total Number of Service Requests (All Versions) Received in the Reporting Period

Report Structure

Fully Mechanized, Partially Mechanized, Total Mechanized, Non-Mechanized

- State and Region
- CLEC Specific
- CLEC Aggregate
- BellSouth Specific

Data Retained

Relating to CLEC Experience	Relating to BellSouth Experience
Report month <ul style="list-style-type: none"> • Reject interval • Total number of LSRs • Total number of rejects • Total number of ASRs (Trunks) 	<ul style="list-style-type: none"> • Not Applicable

SQM Disaggregation - Analog/Benchmark

SQM LEVEL of Disaggregation	Retail Analog/Benchmark
<ul style="list-style-type: none"> • Resale Residence • Resale Business • Resale Design • Resale PBX • Resale Centrex • Resale ISDN • LNP Standalone • 2W Analog Loop Design • 2W Analog Loop Non – Design • UNE Digital Loop < DS1 • UNE Digital Loop ≥ DS1 • UNE Loop and Port Combinations • Switch Ports • UNE xDSL (ADSL, HDSL, UCL) • Line Sharing • Local Interoffice Transport • Local Interconnection Trunks 	<ul style="list-style-type: none"> • 95% Returned

SEEM Measure

SEEM Measure		
Yes	Tier I	X
	Tier II	X

SEEM Disaggregation - Analog/Benchmark

SEEM Disaggregation	SEEM Analog/Benchmark
<ul style="list-style-type: none"> • Fully Mechanized 	<ul style="list-style-type: none"> • 95% Returned

O-12: Speed of Answer in Ordering Center

Definition

Measures the average time a customer is in queue.

Exclusions

None

Business Rules

The clock starts when the appropriate option is selected (i.e., 1 for Resale Consumer, 2 for Resale Multiline, and 3 for UNE-LNP, etc.) and the call enters the queue for that particular group in the LCSC. The clock stops when a BellSouth service representative in the LCSC answers the call. The speed of answer is determined by measuring and accumulating the elapsed time from the entry of a CLEC call into the BellSouth automatic call distributor (ACD) until a service representative in BellSouth's Local Carrier Service Center (LCSC) answers the CLEC call.

Calculation

Speed of Answer in Ordering Center = $(a \div b)$

- a = Total seconds in queue
- b = Total number of calls answered in the Reporting Period

Report Structure

Aggregate

- CLEC – Local Carrier Service Center
- BellSouth
 - Business Service Center
 - Residence Service Center

Note: Combination of Residence Service Center and Business Service Center data under development

Data Retained

Relating to CLEC Experience	Relating to BellSouth Performance
<ul style="list-style-type: none"> • Mechanized tracking through LCSC Automatic Call Distributor 	<ul style="list-style-type: none"> • Mechanized tracking through BellSouth Retail center support system.

SQM Disaggregation - Analog/Benchmark

SQM LEVEL of Disaggregation	Retail Analog/Benchmark
Aggregate <ul style="list-style-type: none"> • CLEC – Local Carrier Service Center • BellSouth <ul style="list-style-type: none"> - Business Service Center - Residence Service Center 	<ul style="list-style-type: none"> • Diagnostic

SEEM Measure

SEEM Measure		
No	Tier I	
	Tier II	

SEEM Disaggregation - Analog/Benchmark

SEEM Disaggregation	SEEM Analog/Benchmark
• Not Applicable	• Not Applicable

O-13: LNP-Percent Rejected Service Requests

Definition

Percent Rejected Service Request is the percent of total Local Service Requests (LSRs) which are rejected due to error or omission. An LSR is considered valid when it is electronically submitted by the CLEC and passes LNP Gateway edit checks to insure the data received is correctly formatted and complete, i.e., fatal rejects are excluded.

Exclusions

- Service Requests canceled by the CLEC
- Fatal Rejects
- Order Activities of BellSouth or the CLEC associated with internal or administrative use of local services (Record Orders, Test Orders, etc.) where identifiable.

Business Rules

An LSR is considered “rejected” when it is submitted electronically but does not pass edit checks in the ordering systems (EDI, TAG, LNP Gateway, LAUTO) and is returned to the CLEC without manual intervention.

Fully Mechanized: There are two types of “Rejects” in the Fully Mechanized category:

A **Fatal Reject** occurs when a CLEC attempts to electronically submit an LSR (via EDI or TAG) but required fields are not populated correctly and the request is returned to the CLEC.

Fatal rejects are reported in a separate column, and for informational purposes ONLY. They are not considered in the calculation of the percent of total LSRs rejected or the total number of rejected LSRs.

An **Auto Clarification** is a valid LSR which is electronically submitted (via EDI or TAG), but is rejected from LAUTO because it does not pass further edit checks for order accuracy. Auto Clarifications are returned without manual intervention.

Partially Mechanized: A valid LSR which is electronically submitted (via EDI or TAG), but cannot be processed electronically due to a CLEC error and “falls out” for manual handling. It is then put into “clarification”, and sent back (rejected) to the CLEC.

Total Mechanized: Combination of Fully Mechanized and Partially Mechanized rejects.

Non-Mechanized: A valid LSR which is faxed or mailed to the BellSouth LCSC.

Calculation

LNP-Percent Rejected Service Requests = $(a \div b) \times 100$

- a = Number of Service Requests Rejected in the Reporting Period
- b = Number of Service Requests Received in the Reporting Period

Report Structure

- Fully Mechanized, Partially Mechanized, Total Mechanized, Non-Mechanized
- CLEC Specific
- CLEC Aggregate

Data Retained

Relating to CLEC Experience	Relating to BellSouth Experience
• Not Applicable	• Not Applicable

SQM Disaggregation - Analog/Benchmark

SQM LEVEL of Disaggregation	Retail Analog/Benchmark
<ul style="list-style-type: none"> • LNP • UNE Loop w/LNP 	• Diagnostic

SEEM Measure

SEEM Measure		
No	Tier I	
	Tier II	

SEEM Disaggregation - Analog/Benchmark

SEEM Disaggregation	SEEM Analog/Benchmark
Not Applicable	Not Applicable

O-14: LNP-Reject Interval Distribution & Average Reject Interval

Definition

Reject Interval is the average reject time from receipt of an LSR to the distribution of a Reject. An LSR is considered valid when it is electronically submitted by the CLEC and passes LNP Gateway edit checks to insure the data received is correctly formatted and complete, i.e., fatal rejects are excluded.

Exclusions

- Service Requests canceled by the CLEC
- Fatal Rejects
- Order Activities of BellSouth or the CLEC associated with internal or administrative use of local services (Record Orders, Test Orders, etc.) where identifiable.

Business Rules

The Reject interval is determined for each rejected LSR processed during the reporting period. The Reject interval is the elapsed time from when BellSouth receives LSR until that LSR is rejected back to the CLEC. Elapsed time for each LSR is accumulated for each reporting dimension. The accumulated time for each reporting dimension is then divided by the associated total number of rejected LSRs to produce the reject interval distribution.

An LSR is considered “rejected” when it is submitted electronically but does not pass edit checks in the ordering systems (EDI, TAG, LNP Gateway, LAUTO) and is returned to the CLEC without manual intervention.

Fully Mechanized: There are two types of “Rejects” in the Fully Mechanized category:

A **Fatal Reject** occurs when a CLEC attempts to electronically submit an LSR but required fields are not populated correctly and the request is returned to the CLEC.

Fatal rejects are reported in a separate column, and for informational purposes ONLY. They are not considered in the calculation of the percent of total LSRs rejected or the total number of rejected LSRs.

An **Auto Clarification** is a valid LSR which is electronically submitted (via EDI or TAG), but is rejected from LAUTO because it does not pass further edit checks for order accuracy. Auto Clarifications are returned without manual intervention.

Partially Mechanized: A valid LSR which electronically submitted (via EDI or TAG), but cannot be processed electronically due to a CLEC error and “falls out” for manual handling. It is then put into “clarification”, and sent back to the CLEC.

Total Mechanized: Combination of Fully Mechanized and Partially Mechanized rejects.

Non-Mechanized: A valid LSR which is faxed or mailed to the BellSouth LCSC.

Calculation

Reject Interval = (a - b)

- a = Date & Time of Service Request Rejection
- b = Date & Time of Service Request Receipt

Average Reject Interval = (c ÷ d)

- c = Sum of all Reject Intervals
- d = Total Number of Service Requests Rejected in Reporting Period

Reject Interval Distribution = (e ÷ f) X 100

- e = Service Requests Rejected in reported interval
- f = Total Number of Service Requests Rejected in Reporting Period

Report Structure

Fully Mechanized, Partially Mechanized, Total Mechanized, Non-Mechanized

- CLEC Specific
- CLEC Aggregate
- State, Region

- Fully Mechanized:
 - 0 - ≤ 4 minutes
 - > 4 - ≤ 8 minutes
 - > 8 - ≤ 12 minutes
 - > 12 - ≤ 60 minutes
 - 0 - ≤ 1 hour
 - > 1 - ≤ 4 hours
 - > 4 - ≤ 8 hours
 - > 8 - ≤ 12 hours
 - > 12 - ≤ 16 hours
 - > 16 - ≤ 20 hours
 - > 20 - ≤ 24 hours
 - > 24 hours
- Partially Mechanized:
 - 0 - ≤ 1 hour
 - > 1 - ≤ 4 hours
 - > 4 - ≤ 8 hours
 - > 8 - ≤ 10 hours
 - 0 - ≤ 10 hours
 - > 10 - ≤ 18 hours
 - 0 - ≤ 18 hours
 - > 18 - ≤ 24 hours
 - > 24 hours
- Non-Mechanized:
 - 0 - ≤ 1 hour
 - > 1 - ≤ 4 hours
 - > 4 - ≤ 8 hours
 - > 8 - ≤ 12 hours
 - > 12 - ≤ 16 hours
 - > 16 - ≤ 20 hours
 - > 20 - ≤ 24 hours
 - 0 - ≤ 24 hours
 - > 24 hours
- Average Interval in Days

Data Retained

Relating to CLEC Experience	Relating to BellSouth Experience
Under Development	

SQM Disaggregation - Analog/Benchmark

SQM LEVEL of Disaggregation	Retail Analog/Benchmark
<ul style="list-style-type: none"> • LNP • UNE Loop with LNP 	<ul style="list-style-type: none"> • Mechanized: 97% within 1Hour • Partially Mechanized: 85% within 18 Hours • Non-Mechanized: 85% within 24 Hours

SEEM Measure

SEEM Measure		
No	Tier I	
	Tier II	

SEEM Disaggregation - Analog/Benchmark

SEEM Disaggregation	SEEM Analog/Benchmark
• Not Applicable	• Not Applicable

O-15: LNP-Firm Order Confirmation Timeliness Interval Distribution & Firm Order Confirmation Average Interval

Definition

Interval for Return of a Firm Order Confirmation (FOC Interval) is the average response time from receipt of a valid LSR to distribution of a firm order confirmation.

Exclusions

- Rejected LSRs (Clarifications or Fatal Rejects)
- Order Activities of BellSouth or the CLEC associated with interval or administrative use of local services (Record Orders, Test Orders, etc.) where identifiable.

Business Rules

The Firm Order Confirmation interval is determined for each confirmed LSR processed during the reporting period. The Firm Order Confirmation interval is the elapsed time from when BellSouth receives an LSR until that LSR is confirmed back to the CLEC. Elapsed time for each LSR is accumulated for each reporting dimension. The accumulated time for each reporting dimension is then divided by the associated total number of orders completed to produce the Firm Order Confirmation timeliness interval distribution.

- **Mechanized:** The elapsed time from receipt of a valid LSR until the LSR is processed and appropriate service orders are generated in SOCS without manual intervention.
- **Partially Mechanized:** The elapsed time from receipt of an electronically submitted LSR which falls for manual handling by the LCSC personnel until appropriate service orders are issued by a BellSouth service representative via Direct Order Entry (DOE) or Service Order Negotiation Generation system (SONGS).
- **Total Mechanized:** Combination of Fully Mechanized and Partially Mechanized FOCs.
- **Non-Mechanized: (Under Development)** A valid LSR which is faxed or mailed to the BellSouth LCSC.

Calculation

Reject Interval = (a - b)

- a = Date & Time of Firm Order Confirmation
- b = Date & Time of Service Request Receipt)

Average Reject Interval = (c ÷ d)

- c = Sum of all Reject Intervals
- d = Total Number of Service Requests Confirmed in Reporting Period

FOC Interval Distribution (for each interval) = (e ÷ f) X 100

- e = Service Requests Confirmed in interval
- f = Total Service Requests Confirmed in the Reporting Period

Report Structure

Fully Mechanized, Partially Mechanized, Total Mechanized, Non-Mechanized

- CLEC Specific
- CLEC Aggregate
- State and Region
- Fully Mechanized:
 - 0 - ≤15 minutes
 - > 15 - ≤ 30 minutes
 - > 30 - ≤ 45 minutes
 - > 45 - ≤ 60 minutes
 - > 60 - ≤ 90 minutes
 - > 90 - ≤ 120 minutes
 - > 120 - ≤ 180 minutes
- 0 - ≤ 3 hours
- > 3 - ≤ 6 hours

- > 6 - ≤ 12 hours
- > 12 - ≤ 24 hours
- > 24 - ≤ 48 hours
- > 48 hours
- Partially Mechanized:
 - 0 - ≤ 4 hours
 - > 4 - ≤ 8 hours
 - > 8 - ≤ 10 hours
 - 0 - ≤ 18 hours
 - > 10 - ≤ 18 hours
 - > 18 - ≤ 24 hours
 - > 24 - ≤ 48 hours
 - > 48 hours
- Non-Mechanized:
 - 0 - ≤ 4 hours
 - > 4 - ≤ 8 hours
 - > 8 - ≤ 12 hours
 - > 12 - ≤ 16 hours
 - > 16 - ≤ 20 hours
 - > 20 - ≤ 24 hours
 - > 24 - ≤ 36 hours
 - 0 - ≤ 36 hours
 - > 36 - ≤ 48 hours
 - > 48 hours

Data Retained

Relating to CLEC Experience	Relating to BellSouth Experience
Report Month <ul style="list-style-type: none"> • Total Number of LSRs • Total Number of FOCs • State and Region 	Not Applicable

SQM Disaggregation - Analog/Benchmark

SQM LEVEL of Disaggregation	Retail Analog/Benchmark
<ul style="list-style-type: none"> • LNP • UNE Loop with LNP 	<ul style="list-style-type: none"> • Mechanized: 95% within 3 Hours • Partially Mechanized: 85% within 18 hours (10 hrs. after 6 months) • Non-Mechanized: 85% within 36 hours

SEEM Measure

SEEM Measure		
No	Tier I	
	Tier II	

SEEM Disaggregation - Analog/Benchmark

SEEM Disaggregation	SEEM Analog/Benchmark
Not Applicable	Not Applicable

Section 3: Provisioning

P-1: Mean Held Order Interval & Distribution Intervals

Definition

When delays occur in completing CLEC orders, the average period that CLEC orders are held for BellSouth reasons, pending a delayed completion, should be no worse for the CLEC when compared to BellSouth delayed orders. Calculation of the interval is the total days orders are held and pending but not completed that have passed the currently committed due date; divided by the total number of held orders. This report is based on orders still pending, held and past their committed due date at the close of the reporting period. The distribution interval is based on the number of orders held and pending but not completed over 15 and 90 days. (Orders reported in the >90 day interval are also included in the >15 day interval.)

Exclusions

- Order Activities of BellSouth or the CLEC associated with internal or administrative use of local services (Record Orders, Listing Orders, Test Orders, etc.)
- Disconnect (D) & From (F) orders
- Orders with appointment code of 'A' for Rural orders.

Business Rules

Mean Held Order Interval: This metric is computed at the close of each report period. The held order interval is established by first identifying all orders, at the close of the reporting interval, that both have not been reported as completed in SOCS and have passed the currently committed due date for the order. For each such order, the number of calendar days between the earliest committed due date on which BellSouth had a company missed appointment and the close of the reporting period is established and represents the held order interval for that particular order. The held order interval is accumulated by the standard groupings, unless otherwise noted, and the reason for the order being held. The total number of days accumulated in a category is then divided by the number of held orders within the same category to produce the mean held order interval. The interval is by calendar days with no exclusions for Holidays or Sundays.

CLEC Specific reporting is by type of held order (facilities, equipment, other), total number of orders held, and the total and average days.

Held Order Distribution Interval: This measure provides data to report total days held and identifies these in categories of >15 days and > 90 days. (Orders counted in >90 days are also included in > 15 days).

Calculation

Mean Held Order Interval = $a \div b$

- a = Sum of held-over-days for all Past Due Orders Held for the reporting period
- b = Number of Past Due Orders Held and Pending But Not Completed and past the committed due date

Held Order Distribution Interval (for each interval) = $(c \div d) \times 100$

- c = # of Orders Held for ≥ 15 days or # of Orders Held for ≥ 90 days
- d = Total # of Past Due Orders Held and Pending But Not Completed)

Report Structure

- CLEC Specific
- CLEC Aggregate
- BellSouth Aggregate
- Circuit Breakout < 10, ≥ 10 (except trunks)

Data Retained

Relating to CLEC Experience	Relating to BellSouth Performance
<ul style="list-style-type: none"> • Report month • CLEC Order Number and PON (PON) • Order Submission Date (TICKET_ID) • Committed Due Date (DD) • Service Type (CLASS_SVC_DESC) • Hold Reason • Total line/circuit count • Geographic Scope <p>Note: Code in parentheses is the corresponding header found in the raw data file.</p>	<ul style="list-style-type: none"> • Report month • BellSouth Order Number • Order Submission Date • Committed Due Date • Service Type • Hold Reason • Total line/circuit count • Geographic Scope

SQM Disaggregation - Analog/Benchmark

SQM LEVEL of Disaggregation	SQM Retail Analog/Benchmark
• Resale Residence	• Retail Residence
• Resale Business	• Retail Business
• Resale Design	• Retail Design
• Resale PBX	• Retail PBX
• Resale Centrex	• Retail Centrex
• Resale ISDN	• Retail ISDN
• LNP (Standalone)	• Retail Residence and Business (POTS)
• 2W Analog Loop Design	• Retail Residence and Business Dispatch
• 2W Analog Loop-Non-Design	• Retail Residence and Business (POTS - Excluding Switch-Based Orders)
• UNE Digital Loop < DS1	• Retail Digital Loop < DS1
• UNE Digital Loop ≥ DS1	• Retail Digital Loop ≥ DS1
• UNE Loop + Port Combinations	• Retail Residence & Business
• UNE Switch ports	• Retail Residence and Business (POTS)
• UNE Combo Other	• Retail Residence, Business and Design Dispatch
• UNE xDSL (HDSL, ADSL and UCL)	• ADSL provided to Retail
• UNE ISDN (Includes UDC)	• Retail ISDN - BRI
• UNE Line Sharing	• ADSL provided to Retail
• Local Transport (Unbundled Interoffice Transport)	• Retail DS1/DS3 Interoffice
• Local Interconnection Trunks	• Parity with Retail

SEEM Measure

SEEM Measure	
No	Tier I
	Tier II

SEEM Disaggregation - Analog/Benchmark

SEEM Disaggregation	SEEM Analog/Benchmark
• Not Applicable	• Not Applicable

P-2: Average Jeopardy Notice Interval & Percentage of Orders Given Jeopardy Notices

Definition

When BellSouth can determine in advance that a committed due date is in jeopardy for facility delay, it will provide advance notice to the CLEC.

The interval is from the date/time the notice is released to the CLEC/BellSouth systems until 5pm on the commitment date of the order. The Percent of Orders is the percentage of orders given jeopardy notices for facility delay in the count of orders confirmed in the report period.

Exclusions

- Orders held for CLEC end user reasons
- Disconnect (D) & From (F) orders

Business Rules

When BellSouth can determine in advance that a committed due date is in jeopardy for facility delay, it will provide advance notice to the CLEC. The number of committed orders in a report period is the number of orders that have a due date in the reporting period. Jeopardy notices for interconnection trunks results are usually zero as these trunks seldom experience facility delays. The Committed due date is considered the Confirmed due date.

Calculation

Jeopardy Interval = a - b

- a = Date and Time of Jeopardy Notice
- b = Date and Time of Scheduled Due Date on Service Order

Average Jeopardy Interval = c ÷ d

- c = Sum of all jeopardy intervals
- d = Number of Orders Notified of Jeopardy in Reporting Period

Percent of Orders Given Jeopardy Notice = (e ÷ f) X 100

- e = Number of Orders Given Jeopardy Notices in Reporting Period
- f = Number of Orders Confirmed (due) in Reporting Period)

Report Structure

- CLEC Specific
- CLEC Aggregate
- BellSouth Aggregate
- Mechanized Orders
- Non-Mechanized Orders

Data Retained

Relating to CLEC Experience	Relating to BellSouth Performance
<ul style="list-style-type: none"> • Report month • CLEC Order Number and PON • Date and Time Jeopardy Notice sent • Committed Due Date • Service Type <p>Note: Code in parentheses is the corresponding header found in the raw data file.</p>	<ul style="list-style-type: none"> • Report month • BellSouth Order Number • Date and Time Jeopardy Notice sent • Committed Due Date • Service Type

SQM Disaggregation - Analog/Benchmark

SQM LEVEL of Disaggregation	SQM Retail Analog/Benchmark:
% Orders Given Jeopardy Notice	
• Resale Residence	• Retail Residence
• Resale Business	• Retail Business
• Resale Design	• Retail Design
• Resale PBX	• Retail PBX
• Resale Centrex	• Retail Centrex
• Resale ISDN	• Retail ISDN
• LNP (Standalone)	• Retail Residence and Business (POTS)
• 2W Analog Loop Design	• Retail Residence and Business Dispatch
• 2W Analog Loop Non-Design	• Retail Residence and Business (POTS Excluding Switch-Based Orders)
• UNE Digital Loop < DS1	• Retail Digital Loop < DS1
• UNE Digital Loop ≥ DS1	• Retail Digital Loop ≥ DS1
• UNE Loop + Port Combinations	• Retail Residence & Business
• UNE Switch ports	• Retail Residence and Business (POTS)
• UNE Combo Other	• Retail Residence, Business and Design Dispatch
• UNE xDSL (HDSL, ADSL and UCL)	• ADSL provided to Retail
• UNE ISDN (Includes UDC)	• Retail ISDN BRI
• UNE Line Sharing	• ADSL provided to Retail
• Local Transport (Unbundled Interoffice Transport)	• Retail DS1/DS3 Interoffice
• Local Interconnection Trunks	• Parity with Retail
• Average Jeopardy Notice Interval (Electronic Only)	• 95% ≥ 48 Hours

SEEM Measure

SEEM Measure		
No	Tier I	
	Tier II	

SEEM Disaggregation - Analog/Benchmark

SEEM Disaggregation	SEEM Analog/Benchmark
• Not Applicable	• Not Applicable

P-3: Percent Missed Installation Appointments

Definition

“Percent missed installation appointments” monitors the reliability of BellSouth commitments with respect to committed due dates to assure that the CLEC can reliably quote expected due dates to their retail customer as compared to BellSouth. This measure is the percentage of total orders processed for which BellSouth is unable to complete the service orders on the committed due dates and reported for Total misses and End User Misses.

Exclusions

- Canceled Service Orders
- Order Activities of BellSouth or the CLEC associated with internal or administrative use of local services (Record Orders, Listing Orders Test Orders, etc.)
- Disconnect (D) & From (F) orders
- End User Misses on Interconnection Trunks

Business Rules

Percent Missed Installation Appointments (PMI) is the percentage of orders with completion dates in the reporting period that are past the original committed due date. Missed Appointments caused by end-user reasons will be included and reported separately. The first commitment date on the service order that is a missed appointment is the missed appointment code used for calculation whether it is a BellSouth missed appointment or an End User missed appointment. The “due date” is any time on the confirmed due date. Which means there cannot be a cutoff time for commitments, as certain types of orders are requested to be worked after standard business hours. Also, during Daylight Savings Time, field technicians are scheduled until 9PM in some areas and the customer is offered a greater range of intervals from which to select.

Calculation

$$\text{Percent Missed Installation Appointments} = (a \div b) \times 100$$

- a = Number of Orders with Completion date in Reporting Period past the Original Committed Due Date
- b = Number of Orders Completed in Reporting Period

Report Structure

- CLEC Specific
- CLEC Aggregate
- BellSouth Aggregate
- Report in Categories of <10 lines/circuits ≥ 10 lines/circuits (except trunks)
- Dispatch/No Dispatch

Report Explanation: The difference between End User MA and Total MA is the result of BellSouth caused misses. Here, Total MA is the total percent of orders missed either by BellSouth or CLEC end user. The End User MA represents the percentage of orders missed by the CLEC or their end user.

Data Retained

Relating to CLEC Experience	Relating to BellSouth Performance
<ul style="list-style-type: none"> • Report month • CLEC Order Number and PON (PON) • Committed Due Date (DD) • Completion Date (CMPLTN DD) • Status Type • Status Notice Date • Standard Order Activity • Geographic Scope <p>Note: Code in parentheses is the corresponding header found in the raw data file.</p>	<ul style="list-style-type: none"> • Report month • BellSouth Order Number • Committed Due Date (DD) • Completion Date (CMPLTN DD) • Status Type • Status Notice Date • Standard Order Activity • Geographic Scope

SQM Disaggregation - Analog/Benchmark

SQM LEVEL of Disaggregation	SQM Retail Analog/Benchmark
• Resale Residence	• Retail Residence
• Resale Business	• Retail Business
• Resale Design	• Retail Design
• Resale PBX	• Retail PBX
• Resale Centrex	• Retail Centrex
• Resale ISDN	• Retail ISDN
• LNP (Standalone)	• Retail Residence and Business (POTS)
• 2W Analog Loop Design	• Retail Residence and Business Dispatch
• 2W Analog Loop Non-Design	• Retail Residence and Business (POTS Excluding Switch-Based Orders)
• UNE Digital Loop < DS1	• Retail Digital Loop < DS1
• UNE Digital Loop ≥ DS1	• Retail Digital Loop ≥ DS1
• UNE Loop + Port Combinations	• Retail Residence and Business
• UNE Switch ports	• Retail Residence and Business (POTS)
• UNE Combo Other	• Retail Residence, Business and Design Dispatch
• UNE xDSL (HDSL, ADSL and UCL)	• ADSL provided to Retail
• UNE ISDN (Includes UDC)	• Retail ISDN - BRI
• UNE Line Sharing	• ADSL provided to Retail
• Local Transport (Unbundled Interoffice Transport)	• Retail DS1/DS3 Interoffice
• Local Interconnection Trunks	• Parity with Retail

SEEM Measure

SEEM Measure		
Yes	Tier I	X
	Tier II	X

SEEM Disaggregation - Analog/Benchmark

SEEM Disaggregation	SEEM Analog/Benchmark
• Resale POTS	• Retail Residence and Business (POTS)
• Resale Design	• Retail Design
• UNE Loop + Port Combinations	• Retail Residence and Business
• UNE Loops	• Retail Residence and Business Dispatch
• UNE xDSL	• ADSL provided to Retail
• UNE Line Sharing	• ADSL provided to Retail
• Local Interconnection Trunks	• Parity with Retail

P-4: Average Completion Interval (OCI) & Order Completion Interval Distribution

Definition

The “average completion interval” measure monitors the interval of time it takes BellSouth to provide service for the CLEC or its own customers. The “Order Completion Interval Distribution” provides the percentages of orders completed within certain time periods. This report measures how well BellSouth meets the interval offered to customers on service orders.

Exclusions

- Canceled Service Orders
- Order Activities of BellSouth or the CLEC associated with internal or administrative use of local services (Record Orders, Listing Orders, Test Orders, etc.)
- Disconnect (D&F) orders (Except “D” orders associated with LNP Standalone)
- “L” Appointment coded orders (where the customer has requested a later than offered interval)
- End user-caused misses

Business Rules

The actual completion interval is determined for each order processed during the reporting period. The completion interval is the elapsed time from when BellSouth issues a FOC or SOCS date time stamp receipt of an order from the CLEC to BellSouth’s actual order completion date. The clock starts when a valid order number is assigned by SOCS and stops when the technician or system completes the order in SOCS. Elapsed time for each order is accumulated for each reporting dimension. The accumulated time for each reporting dimension is then divided by the associated total number of orders completed. Orders that are worked on zero due dates are calculated with a .33-day interval (8 hours) in order to report a portion of a day interval. These orders are issued and worked/completed on the same day. They can be either flow through orders (no field work-non-dispatched) or field orders (dispatched).

The interval breakout for UNE and Design is: 0-5 = 0-4.99, 5-10 = 5-9.99, 10-15 = 10-14.99, 15-20 = 15- 19.99, 20-25 = 20-24.99, 25-30 = 25-29.99, $\geq 30 = 30$ and greater.

Calculation

Completion Interval = (a - b)

- a = Completion Date
- b = FOC/SOCS date time-stamp (application date)

Average Completion Interval = (c \div d)

- c = Sum of all Completion Intervals
- d = Count of Orders Completed in Reporting Period

Order Completion Interval Distribution (for each interval) = (e \div f) X 100

- e = Service Orders Completed in “X” days
- f = Total Service Orders Completed in Reporting Period

Report Structure

- CLEC Specific
- CLEC Aggregate
- BellSouth Aggregate
- Dispatch / No Dispatch categories applicable to all levels except trunks
- Residence & Business reported in day intervals = 0,1,3,4,5,5+
- UNE and Design reported in day intervals =0-5,5-10,10-15,15-20,20-25,25-30, ≥ 30
- All Levels are reported <10 line/circuits; ≥ 10 line/circuits (except trunks)
- ISDN Orders included in Non-Design

Data Retained

Relating to CLEC Experience	Relating to BellSouth Performance
<ul style="list-style-type: none"> • Report month • CLEC Company Name • Order Number (PON) • Application Date & Time • Completion Date (Cmpltn_DT) • Service Type (CLASS_SVC_DESC) • Geographic Scope <p>Note: Code in parentheses is the corresponding header found in the raw data file.</p>	<ul style="list-style-type: none"> • Report month • BellSouth Order Number • Order Submission Date & Time • Order Completion Date & Time • Service Type • Geographic Scope

SQM Disaggregation - Analog/Benchmark

SQM LEVEL of Disaggregation	SQM Retail Analog/Benchmark
• Resale Residence	• Retail Residence
• Resale Business	• Retail Business
• Resale Design	• Retail Design
• Resale PBX	• Retail PBX
• Resale Centrex	• Retail Centrex
• Resale ISDN	• Retail ISDN
• LNP (Standalone)	• Retail Residence and Business (POTS)
• 2W Analog Loop Design	• Retail Residence and Business Dispatch + 2 days
• 2W Analog Loop Non-Design	• Retail Residence and Business (POTS Excluding Switch-Based Orders)
• UNE Digital Loop < DS1	• Retail Digital Loop < DS1
• UNE Digital Loop ≥ DS1	• Retail Digital Loop ≥ DS1
• UNE Loop + Port Combinations	• Retail Residence and Business
• UNE Switch ports	• Retail Residence and Business (POTS)
• UNE Combo Other	• Retail Residence, Business and Design Dispatch
• UNE xDSL (HDSL, ADSL and UCL)	• 7 Days w/o conditioning
• UNE xDSL (HDSL, ADSL and UCL)	• 14 Days with conditioning
• UNE ISDN (Includes UDC)	• Retail ISDN BRI
• UNE Line Sharing	• ADSL provided to Retail
• Local Transport (Unbundled Interoffice Transport)	• Retail DS1/DS3 Interoffice
• Local Interconnection Trunks	• Parity with Retail

SEEM Measure

SEEM Measure		
Yes	Tier I	X
	Tier II	X

SEEM Disaggregation - Analog/Benchmark

SEEM Disaggregation	SEEM Analog/Benchmark
• Resale POTS	• Retail Residence and Business (POTS)
• Resale Design	• Retail Design
• UNE Loop + Port Combinations	• Retail Residence and Business
• UNE Loops	• Retail Residence and Business Dispatch
• UNE xDSL	• 7 Days w/o conditioning
• UNE xDSL	• 14 Days with conditioning
• UNE Line Sharing	• ADSL provided to Retail
• Local Interconnection Trunks	• Parity with Retail

P-5: Average Completion Notice Interval

Definitions

The Completion Notice Interval is the elapsed time between the BellSouth reported completion of work and the issuance of a valid completion notice to the CLEC.

Exclusions

- Cancelled Service Orders
- Order Activities of BellSouth or the CLEC associated with internal or administrative use of local services (Record Orders, Listing Orders, Test Orders, etc.)
- D&F orders (Exception: "D" orders associated with LNP Standalone)

Business Rules

Measurement on interval of completion date and time entered by a field technician on dispatched orders, and 5PM start time on the due date for non-dispatched orders; to the release of a notice to the CLEC/BellSouth of the completion status. The field technician notifies the CLEC the work was complete and then he/she enters the completion time stamp information in his/her computer. This information switches through to the SOCS systems either completing the order or rejecting the order to the Work Management Center (WMC). If the completion is rejected, it is manually corrected and then completed by the WMC. The notice is returned on each individual order.

The start time for all orders is the completion stamp either by the field technician or the 5PM due date stamp; the end time for mechanized orders is the time stamp the notice was transmitted to the CLEC interface (LENS, EDI, OR TAG). For non-mechanized orders the end timestamp will be timestamp of order update to C-SOTS system.

Calculation

Completion Notice Interval = (a - b)

- a = Date and Time of Notice of Completion
- b = Date and Time of Work Completion

Average Completion Notice Interval = c ÷ d

- c = Sum of all Completion Notice Intervals
- d = Number of Orders with Notice of Completion in Reporting Period

Report Structure

- CLEC Specific
- CLEC Aggregate
- BellSouth Aggregate
- Mechanized Orders
- Non-Mechanized Orders
- Reporting intervals in Hours; 0,1-2,2-4,4-8,8-12,12-24, ≥ 24 plus Overall Average Hour Interval (The categories are inclusive of these time intervals: 0-1 = 0.99; 1-2 = 1-1.99; 2-4 = 2-3.99, etc.)
- Reported in categories of <10 line / circuits; ≥ 10 line/circuits (except trunks)

Data Retained

Relating to CLEC Experience	Relating to BellSouth Performance
<ul style="list-style-type: none"> • Report month • CLEC Order Number (so_nbr) • Work Completion Date (cmplt_n_dt) • Work Completion Time • Completion Notice Availability Date • Completion Notice Availability Time • Service Type • Geographic Scope <p>Note: Code in parentheses is the corresponding header found in the raw data file.</p>	<ul style="list-style-type: none"> • Report month • BellSouth Order Number (so_nbr) • Work Completion Date (cmplt_n_dt) • Work Completion Time • Completion Notice Availability Date • Completion Notice Availability Time • Service Type • Geographic Scope <p>NOTE: Code in parentheses is the corresponding header found in the raw data file.</p>

SQM Disaggregation - Analog/Benchmark

SQM LEVEL of Disaggregation	SQM Retail Analog/Benchmark
• Resale Residence	• Retail Residence
• Resale Business	• Retail Business
• Resale Design	• Retail Design
• Resale PBX	• Retail PBX
• Resale Centrex	• Retail Centrex
• Resale ISDN	• Retail ISDN
• LNP (Standalone)	• Retail Residence and Business (POTS)
• 2W Analog Loop Design	• Retail Residence and Business Dispatch
• 2W Analog Loop Non-Design	• Retail Residence and Business (POTS Excluding Switch-Based Orders)
• UNE Digital Loop < DS1	• Retail Digital Loop < DS1
• UNE Digital Loop ≥ DS1	• Retail Digital Loop ≥ DS1
• UNE Loop + Port Combinations	• Retail Residence and Business
• UNE Switch ports	• Retail Residence and Business (POTS)
• UNE Combo Other	• Retail Residence and Business & Design Dispatch
• UNE xDSL (HDSL, ADSL and UCL)	• ADSL provided to Retail
• UNE ISDN (Includes UDC)	• Retail ISDN BRI
• UNE Line Sharing	• ADSL provided to Retail
• Local Transport (Unbundled Interoffice Transport)	• Retail DS1/DS3 Interoffice
• Local Interconnection Trunks	• Parity with Retail

SEEM Measure

SEEM Measure		
No	Tier I	
	Tier II	

SEEM Disaggregation - Analog/Benchmark

SEEM Disaggregation	SEEM Analog/Benchmark
• Not Applicable	• Not Applicable

P-6: Coordinated Customer Conversions Interval

Definition

This report measures the average time it takes BellSouth to disconnect an unbundled loop from the BellSouth switch and cross connect it to a CLEC equipment. This measurement applies to service orders with and without LNP, and where the CLEC has requested BellSouth to provide a coordinated cut over.

Exclusions

- Any order canceled by the CLEC will be excluded from this measurement.
- Delays due to CLEC following disconnection of the unbundled loop
- Unbundled Loops where there is no existing subscriber loop and loops where coordination is not requested.

Business Rules

Where the service order includes LNP, the interval includes the total time for the cut over including the translation time to place the line back in service on the ported line. The interval is calculated for the entire cut over time for the service order and then divided by items worked in that time to give the average per-item interval for each service order.

Calculation

Coordinated Customer Conversions Interval = (a - b)

- a = Completion Date and Time for Cross Connection of a Coordinated Unbundled Loop
- b = Disconnection Date and Time of an Coordinated Unbundled Loop

Percent Coordinated Customer Conversions (for each interval) = (c ÷ d) X 100

- c = Total number of Coordinated Customer Conversions for each interval
- d = Total Number of Unbundled Loop with Coordinated Conversions (items) for the reporting period

Report Structure

- CLEC Specific
- CLEC Aggregate
- The interval breakout is 0<5 = 0-4.99, 5<15 = 5-14.99, ≥15 = 15 and greater, plus Overall Average Interval.

Data Retained

Relating to CLEC Experience	Relating to BellSouth Experience
<ul style="list-style-type: none"> • Report Month • CLEC Order Number • Committed Due Date (DD) • Service Type (CLASS_SVC_DESC) • Cut over Start Time • Cut over Completion time • Portability start and completion times (INP orders) • Total Conversions (Items) <p>Note: Code in parentheses is the corresponding header found in the raw data file.</p>	<ul style="list-style-type: none"> • No BellSouth Analog Exists

SQM Disaggregation - Analog/Benchmark

SQM LEVEL of Disaggregation	SQM Retail Analog/Benchmark
<ul style="list-style-type: none"> • Unbundled Loops with INP • Unbundled Loops with LNP 	<ul style="list-style-type: none"> • 95% ≤ 15 minutes

SEEM Measure

SEEM Measure		
Yes	Tier I	X
	Tier II	X

SEEM Disaggregation - Analog/Benchmark

SEEM Disaggregation	SEEM Analog/Benchmark
<ul style="list-style-type: none"> Unbundled Loops 	<ul style="list-style-type: none"> 95% ≤ 15 minutes

P-6A: Coordinated Customer Conversions – Hot Cut Timeliness % Within Interval and Average Interval

Definition

This category measures whether BellSouth begins the cut over of an unbundled loop on a coordinated and/or a time specific order at the CLEC requested start time. It measures the percentage of orders where the cut begins within 15 minutes of the requested start time of the order and the average interval.

Exclusions

- Any order canceled by the CLEC will be excluded from this measurement.
- Delays caused by the CLEC
- Unbundled Loops where there is no existing subscriber loop and loops where coordination is not requested.
- All unbundled loops on multiple loop orders after the first loop.

Business Rules

This report measures whether BellSouth begins the cut over of an unbundled loop on a coordinated and/or a time specific order at the CLEC requested start time. The cut is considered on time if it starts 15 minutes before or after the requested start time. Using the scheduled time and the actual cut over start time, the measurement will calculate the percent within interval and the average interval. If a cut involves multiple lines, the cut will be considered “on time” if the first line is cut within the interval. ≤ 15 minutes includes intervals that began 15:00 minutes or less before the scheduled cut time and cuts that began 15 minutes or less after the scheduled cut time; >15 minutes, ≤ 30 minutes includes cuts within 15:00 – 30:00 minutes either prior to or after the scheduled cut time; >30 minutes includes cuts greater than 30:00 minutes either prior to or after the scheduled cut time. If IDLC is involved, a four hour window applies to the start time. (8 A.M. to Noon or 1 P.M. to 5 P.M.) This only applies if BellSouth notifies the CLEC by 10:30 A.M. on the day before the due date that the service is on IDLC.

A Hot Cut is considered complete when one of the following occurs:

1. BellSouth performs the hot cut, notifies the CLEC by telephone.
2. BellSouth performs the hot cut and attempts to notify the CLEC by telephone, but receives no answer and leaves a phone message.

Calculation

$$\% \text{ within Interval} = (a \div b) \times 100$$

- a = Total Number of Coordinated Unbundled Loop Orders for the interval
- b = Total Number of Coordinated Unbundled Loop Orders for the reporting period

$$\text{Interval} = (c - d)$$

- c = Scheduled Time for Cross Connection of a Coordinated Unbundled Loop Order
- d = Actual Start Date and Time of a Coordinated Unbundled Loop Order

$$\text{Average Interval} = (e \div f)$$

- Sum of all Intervals
- Total Number of Coordinated Unbundled Loop Orders for the reporting period.

Report Structure

- CLEC Specific
- CLEC Aggregate

Reported in intervals of early, on time and late cuts $\% \leq 15$ minutes; $\% >15$ minutes, ≤ 30 minutes; $\% >30$ minutes, plus Overall Average Interval

Data Retained

Relating to CLEC Experience	Relating to BellSouth Experience
<ul style="list-style-type: none"> • Report Month • CLEC Order Number (so_nbr) • Committed Due Date (DD) • Service Type (CLASS_SVC_DESC) • Cut over Scheduled Start Time • Cut over Actual Start Time • Total Conversions Orders <p>Note: Code in parentheses is the corresponding header found in the raw data file.</p>	<ul style="list-style-type: none"> • No BellSouth Analog exists

SQM Disaggregation - Analog/Benchmark

SQM LEVEL of Disaggregation	SQM Retail Analog/Benchmark
<ul style="list-style-type: none"> • Product Reporting Level <ul style="list-style-type: none"> - SL1 Time Specific - SL1 Non-Time Specific - SL2 Time Specific - SL2 Non-Time Specific 	<ul style="list-style-type: none"> • 95% Within + or – 15 minutes of Scheduled Start Time
<ul style="list-style-type: none"> - SL1 IDLC - SL2 IDLC 	<ul style="list-style-type: none"> • 95% within 4-hour window

SEEM Measure

SEEM Measure		
Yes	Tier I	X
	Tier II	X

SEEM Disaggregation - Analog/Benchmark

SEEM Disaggregation	SEEM Analog/Benchmark
<ul style="list-style-type: none"> - UNE Loops 	<ul style="list-style-type: none"> • 95% Within + or – 15 minutes of Scheduled Start time
<ul style="list-style-type: none"> - SL1 IDLC 	<ul style="list-style-type: none"> • 95% within 4-hour window

P-6B: Coordinated Customer Conversions – Average Recovery Time

Definition

Measures the time between notification and resolution by BellSouth of a service outage found that can be isolated to the BellSouth side of the network. The time between notification and resolution by BellSouth must be measured to ensure that CLEC customers do not experience unjustifiable lengthy service outages during a Coordinated Customer Conversion. This report measures outages associated with Coordinated Customer Conversions prior to service order completion.

Exclusions

- Cut overs where service outages are due to CLEC caused reasons
- Cut overs where service outages are due to end-user caused reasons

Business Rules

Measures the outage duration time related to Coordinated Customer Conversions from the initial trouble notification until the trouble has been restored and the CLEC has been notified. The duration time is defined as the time from the initial trouble notification until the trouble has been restored and the CLEC has been notified. The interval is calculated on the total outage time for the circuits divided by the total number of outages restored during the report period to give the average outage duration.

Calculation

Recovery Time = (a - b)

- a = Date & Time That Trouble is Closed by CLEC
- b = Date & Time Initial Trouble is Opened with BellSouth

Average Recovery Time = (c ÷ d)

- c = Sum of all the Recovery Times
- d = Number of Troubles Referred to the BellSouth

Report Structure

- CLEC Specific
- CLEC Aggregate

Data Retained

Relating to CLEC Experience	Relating to BellSouth Experience
<ul style="list-style-type: none"> • Report month • CLEC Company Name • CLEC Order Number (so_nbr) • Committed Due Date (DD) • Service Type (CLASS_SVC_DESC) • CLEC Acceptance Conflict (CLEC_CONFLICT) under development • CLEC Conflict Resolved (CLEC_RESOLVE) under development • CLEC Conflict MFC (CLEC_CONFLICT_MFC) under development • Total Conversion Orders <p>Note: Code in parentheses is the corresponding header found in the raw data file.</p>	<ul style="list-style-type: none"> • None

SQM Disaggregation - Analog/Benchmark

SQM LEVEL of Disaggregation	Retail Analog/Benchmark
<ul style="list-style-type: none"> • Unbundled Loops with INP • Unbundled Loops with LNP 	<ul style="list-style-type: none"> • Diagnostic

SEEM Measure

SEEM Measure		
No	Tier I	
	Tier II	

SEEM Disaggregation - Analog/Benchmark

SEEM Disaggregation	SEEM Analog/Benchmark
<ul style="list-style-type: none"> • Not Applicable 	<ul style="list-style-type: none"> • Not Applicable

P-6C: Coordinated Customer Conversions - % Provisioning Troubles Received Within 7 days of a completed Service Order

Definition

The Percent Provisioning Troubles received within 7 days of a completed service order associated with a Coordinated Customer Conversion (CCC) measures the quality and accuracy of Coordinated Customer Conversion Activities.

Exclusions

- Any order canceled by the CLEC
- Troubles caused by Customer Provided Equipment

Business Rules

Measures the quality and accuracy of completed service orders associated with Coordinated Customer Conversions. The first trouble report received on a circuit ID within 7 days following a service order completion is counted in this measure. Subsequent trouble reports are measured in Repeat Report Rate. Reports are calculated searching in the prior report period for completed Coordinated Customer Conversion service orders and following 7 days after the completion of the service order for a trouble report issue date.

Calculation

% Provisioning Troubles within 7 days of service order completion = $(a \div b) \times 100$

- a = The sum of all CCC Circuits with a trouble within 7 days following service order(s) completion
- b = The total number of CCC service order circuits completed in the previous report calendar month

Report Structure

- CLEC Specific
- CLEC Aggregate
- Dispatch/Non-Dispatch

Data Retained

Relating to CLEC Experience	Relating to BellSouth Experience
<ul style="list-style-type: none"> • Report Month • CLEC Order Number (so_nbr) • PON • Order Submission Date (TICKET_ID) • Order Submission Time (TICKET_ID) • Status Type • Status Notice Date • Standard Order Activity • Geographic Scope • Total conversion circuits <p>Note: Code in parentheses is the corresponding header found in the raw data file.</p>	<ul style="list-style-type: none"> • No BellSouth Analog exists

SQM Disaggregation - Analog/Benchmark

SQM LEVEL of Disaggregation	SQM Retail Analog/Benchmark
<ul style="list-style-type: none"> • UNE Loop Design • UNE Loop Non-Design • Dispatch/Non-Dispatch 	<ul style="list-style-type: none"> • ≤ 5%

SEEM Measure

SEEM Measure		
Yes	Tier I	X
	Tier II	X

SEEM Disaggregation - Analog/Benchmark

SEEM Disaggregation	SEEM Analog/Benchmark
<ul style="list-style-type: none"> • UNE Loops 	<ul style="list-style-type: none"> • ≤ 5%

P-7: Cooperative Acceptance Testing - % of xDSL Loops Tested

Definition

The loop will be considered cooperatively tested when the BellSouth technician places a call to the CLEC representative to initiate cooperative testing and jointly performs the tests with the CLEC.

Exclusions

- Testing failures due to CLEC (incorrect contact number, CLEC not ready, etc.)
- xDSL lines with no request for cooperative testing

Business Rules

When a BellSouth technician finishes delivering an order for an xDSL loop where the CLEC order calls for cooperative testing at the customer's premise, the BellSouth technician is to call a toll free number to the CLEC testing center. The BellSouth technician and the CLEC representative at the center then test the line. As an example of the type of testing performed, the testing center may ask the technician to put a short on the line so that the center can run a test to see if it can identify the short.

Calculation

Cooperative Acceptance Testing - % of xDSL Loops Tested = $(a \div b) \times 100$

- a = Total number of successful xDSL cooperative tests for xDSL lines where cooperative testing was requested in the reporting period
- b = Total Number of xDSL line tests requested by the CLEC and scheduled in the reporting period

Report Structure

- CLEC Specific
- CLEC Aggregate
- Type of Loop tested

Data Retained

Relating to CLEC Experience	Relating to BellSouth Experience
<ul style="list-style-type: none"> • Report Month • CLEC Company Name (OCN) • CLEC Order Number (so_nbr) and PON (PON) • Committed Due Date (DD) • Service Type (CLASS_SVC_DESC) • Acceptance Testing Completed (ACCEPT_TESTING) under development • Acceptance Testing Declined (ACCEPT_TESTING) under development • Total xDSL Orders <p>Note: Code in parentheses is the corresponding header found in the raw data file.</p>	<ul style="list-style-type: none"> • No BellSouth analog exists

SQM Disaggregation - Analog/Benchmark

SQM LEVEL of Disaggregation:	Retail Analog/Benchmark:
<ul style="list-style-type: none"> • UNE xDSL <ul style="list-style-type: none"> - ADSL - HDSL - UCL - OTHER 	<ul style="list-style-type: none"> • 95% of Lines Tested

SEEM Measure

SEEM Measure		
Yes	Tier I	
	Tier II	X

SEEM Disaggregation - Analog/Benchmark

SEEM Disaggregation:	SEEM Analog/Benchmark:
<ul style="list-style-type: none">• UNE xDSL	<ul style="list-style-type: none">• 95% of Lines Tested

P-7: Cooperative Acceptance Testing - % of xDSL Loops Tested

P-8: % Provisioning Troubles within 30 days of Service Order Completion

Definition

Percent Provisioning Troubles within 30 days of Service Order Completion measures the quality and accuracy of Service order activities.

Exclusions

- Canceled Service Orders
- Order Activities of BellSouth or the CLEC associated with internal or administrative use of local services (Record Orders, Listing Orders, Test Orders, etc.)
- D & F orders
- Trouble reports caused and closed out to Customer Provided Equipment (CPE)

Business Rules

Measures the quality and accuracy of completed orders. The first trouble report from a service order after completion is counted in this measure. Subsequent trouble reports are measured in Repeat Report Rate. Reports are calculated searching in the prior report period for completed service orders and following 30 days after completion of the service order for a trouble report issue date.

D & F orders are excluded as there is no subsequent activity following a disconnect.

Note: Standalone LNP historical data is not available in the maintenance systems (LMOS or WFA).

Calculation

% Provisioning Troubles within 30 days of Service Order Activity = $(a \div b) \times 100$

- a = Trouble reports on all completed orders 30 days following service order(s) completion
- b = All Service Orders completed in the previous report calendar month

Report Structure

- CLEC Specific
- CLEC Aggregate
- BellSouth Aggregate
- Reported in categories of <10 line/circuits; ≥ 10 line/circuits (except trunks)
- Dispatch / No Dispatch (except trunks)

Data Retained

Relating to CLEC Experience	Relating to BellSouth Experience
<ul style="list-style-type: none"> • Report Month • CLEC Order Number and PON • Order Submission Date (TICKET_ID) • Order Submission Time (TICKET_ID) • Status Type • Status Notice Date • Standard Order Activity • Geographic Scope <p>Note: Code in parentheses is the corresponding header found in the raw data file.</p>	<ul style="list-style-type: none"> • Report Month • BellSouth Order Number • Order Submission Date • Order Submission Time • Status Type • Status Notice Date • Standard Order Activity • Geographic Scope

SQM Disaggregation - Analog/Benchmark

SQM LEVEL of Disaggregation	Retail Analog/Benchmark
<ul style="list-style-type: none"> • Resale Residence 	<ul style="list-style-type: none"> • Retail Residence

SQM LEVEL of Disaggregation	Retail Analog/Benchmark
• Resale Business	• Retail Business
• Resale Design	• Retail Design
• Resale PBX	• Retail PBX
• Resale Centrex	• Retail Centrex
• Resale ISDN	• Retail ISDN
• 2W Analog Loop Design	• Retail Residence and Business Dispatch
• 2W Analog Loop Non -Design	• Retail Residence and Business (POTS - Excluding Switch-Based Orders)
• UNE Digital Loop < DS1	• Retail Digital Loop < DS1
• UNE Digital Loop ≥ DS1	• Retail Digital Loop ≥ DS1
• UNE xDSL (HDSL, ADSL and UCL)	• ADSL provided to Retail
• UNE ISDN (Includes UDC)	• Retail ISDN BRI
• UNE Line Sharing	• ADSL provided to Retail
• UNE Switch ports	• Retail Residence and Business (POTS)
• UNE Loop + Port Combinations	• Retail Residence and Business
• UNE Combo Other	• Retail Residence, Business and Design Dispatch
• Local Transport (Unbundled Interoffice Transport)	• Retail DS1/DS3 Interoffice
• Local Interconnection Trunks	• Parity with Retail

SEEM Measure

SEEM Measure		
Yes	Tier I	X
	Tier II	X

SEEM Disaggregation - Analog/Benchmark

SEEM Disaggregation	SEEM Analog/Benchmark
• Resale POTS	• Retail Residence and Business (POTS)
• Resale Design	• Retail Design
• UNE Loop + Port Combinations	• Retail Residence and Business
• UNE Loops	• Retail Residence and Business Dispatch
• UNE xDSL	• ADSL provided to Retail
• UNE Line Sharing	• ADSL provided to Retail
• Local Interconnection Trunks	• Parity with Retail

P-9: Total Service Order Cycle Time (TSOCT)

Definition

This report measures the total service order cycle time from receipt of a valid service order request to the return of a completion notice to the CLEC Interface.

Exclusions

- Canceled Service Orders
- Order Activities of BellSouth or the CLEC associated with internal or administrative use of local services (Record Orders, Listing Orders, Test Orders, etc.)
- D (Disconnect - Except "D" orders associated with LNP Standalone.) and F (From) orders. (From is disconnect side of a move order when the customer moves to a new address).
- "L" Appointment coded orders (where the customer has requested a later than offered interval)
- Orders with CLEC/Subscriber caused delays or CLEC/Subscriber requested due date changes.

Business Rules

The interval is determined for each order processed during the reporting period. This measurement combines three reports: FOC Timeliness, Average Order Completion Interval and Average Completion Notice Interval.

This interval starts with the receipt of a valid service order request and stops when a completion notice is sent to the CLEC Interface (LENS, TAG OR EDI). Elapsed time for each order is accumulated for each reporting dimension. The accumulated time for each reporting dimension is then divided by the associated total number of orders completed. Orders that are worked on zero due dates are calculated with a .33 day interval (8 hours) in order to report a portion of a day interval. These orders are issued and worked/completed on same day. They can be either flow through orders (no field work-non-dispatched) or field orders (dispatched).

Reporting is by Fully Mechanized, Partially Mechanized and Non-Mechanized receipt of LSRs.

Calculation

Total Service Order Cycle Time = (a - b)

- a = Service Order Completion Notice Date
- b = Service Request Receipt Date

Average Total Service Order Cycle Time = (c ÷ d)

- c = Sum of all Total Service Order Cycle Times
- d = Total Number Service Orders Completed in Reporting Period

Total Service Order Cycle Time Interval Distribution (for each interval) = (e ÷ f) X 100

- e = Total Number of Service Requests Completed in "X" minutes/hours
- f = Total Number of Service Requests Received in Reporting Period

Report Structure

- CLEC Specific
- CLEC Aggregate
- BellSouth Aggregate
- Fully Mechanized; Partially Mechanized; Non-Mechanized
- Report in categories of <10 line/circuits; ≥ 10 line/circuits (except trunks)
- Dispatch / No Dispatch categories applicable to all levels except trunks
- Intervals 0-5, 5-10, 10-15, 15-20, 20-25, 25-30, ≥ 30 Days. The interval breakout is: 0-5 = 0-4.99, 5-10 = 5-9.99, 10-15 = 10-14.99, 15-20 = 15-19.99, 20-25 = 20-24.99, 25-30 = 25-29.99, ≥ 30 = 30 and greater.

Data Retained

Relating to CLEC Experience	Relating to BellSouth Experience
<ul style="list-style-type: none"> • Report Month • Interval for FOC • CLEC Company Name (OCN) • Order Number (PON) • Submission Date & Time (TICKET_ID) • Completion Date (CMPLTN_DT) • Service Type (CLASS_SVC_DESC) • Geographic Scope <p>Note: Code in parentheses is the corresponding header found in the raw data file</p>	<ul style="list-style-type: none"> • Report Month • BellSouth Order Number • Order Submission Date & Time • Order Completion Date & Time • Service Type • Geographic Scope

SQM Disaggregation - Analog/Benchmark

SQM LEVEL of Disaggregation	Retail Analog/Benchmark
<ul style="list-style-type: none"> • Resale Residence • Resale Business • Resale Design • Resale PBX • Resale Centrex • Resale ISDN • LNP (Standalone) • 2W Analog Loop Design • 2W Analog Loop Non-Design • UNE Switch ports • UNE Digital Loops < DS1 • UNE Digital Loops ≥ DS1 • UNE Loop + Port Combinations • UNE Combo Other • UNE xDSL (HDSL, ADSL and UCL) • UNE ISDN • UNE Line Sharing • Local Transport (Unbundled Interoffice Transport) • Local Interconnection Trunks 	<ul style="list-style-type: none"> • Diagnostic

SEEM Measure

SEEM Measure		
No	Tier I	
	Tier II	

SEEM Disaggregation - Analog/Benchmark

SEEM Disaggregation	SEEM Analog/Benchmark
<ul style="list-style-type: none"> • Not Applicable 	<ul style="list-style-type: none"> • Not Applicable

P-10: LNP-Percent Missed Installation Appointments

Definition

“Percent missed installation appointments” monitors the reliability of BellSouth commitments with respect to committed due dates to assure that CLECs can reliably quote expected due dates to their retail customer as compared to BellSouth. This measure is the percentage of total orders processed for which BellSouth is unable to complete the service orders on the committed due dates and reported for total misses and End User Misses.

Exclusions

- Canceled Service Orders
- Order Activities of BellSouth or the CLEC associated with internal or administrative use of local services (Record Orders, Listing Orders, Test Orders, etc.) where identifiable

Business Rules

Percent Missed Installation Appointments (PMI) is the percentage of total orders processed for which BellSouth is unable to complete the service orders on the committed due dates. Missed Appointments caused by end-user reasons will be included and reported in a separate category. The first commitment date on the service order that is a missed appointment is the missed appointment code used for calculation whether it is a BellSouth missed appointment or an End User missed appointment. The “due date” is any time on the confirmed due date, which means there cannot be a cutoff time for commitments as certain types of orders are requested to be worked after standard business hours. Also, during Daylight Savings Time, field technicians are scheduled until 9PM in some areas and the customer is offered a greater range of intervals from which to select.

Calculation

LNP Percent Missed Installation Appointments = $(a \div b) \times 100$

- a = Number of Orders with Completion date in Reporting Period past the Original Committed Due Date
- b = Number of Orders Completed in Reporting Period

Report Structure

- CLEC Specific
- CLEC Aggregate
- Geographic Scope
 - State/Region
- Report in Categories of <10 lines/circuits ≥ 10 lines/circuits (except trunks)
- Dispatch/No Dispatch

Report explanation: Total Missed Appointments is the total percent of orders missed either by BellSouth or the CLEC end user. End User MA represents the percentage of orders missed by the CLEC end user. The difference between End User Missed Appointments and Total Missed Appointments is the result of BellSouth caused misses.

Data Retained

Relating to CLEC Experience	Relating to BellSouth Experience
<ul style="list-style-type: none"> • Report month • CLEC Order Number and PON (PON) • Committed Due Date (DD) • Completion Date (CMPLTN DD) • Status Type • Status Notice Date • Standard Order Activity • Geographic Scope <p>Note: Code in parentheses is the corresponding header found in the raw data file.</p>	Not Applicable

SQM Disaggregation - Analog/Benchmark

SQM LEVEL of Disaggregation	SQM Retail Analog/Benchmark
• LNP	• Retail Residence & Business (POTS)

SEEM Measure

SEEM Measure		
Yes	Tier I	X
	Tier II	X

SEEM Disaggregation - Analog/Benchmark

SEEM Disaggregation	SEEM Analog/Benchmark
• LNP	• Retail Residence & Business (POTS)

P-11: LNP-Average Disconnect Timeliness Interval & Disconnect Timeliness Interval Distribution

Definition

Disconnect Timeliness is defined as the interval between the time ESI Number Manager receives the valid 'Number Ported' message from NPAC (signifying the CLEC 'Activate') until the time the Disconnect is completed in the Central Office switch. This interval effectively measures BellSouth responsiveness by isolating it from impacts that are caused by CLEC related activities.

Exclusions

- Canceled Service Orders
- Order Activities of BellSouth or the CLEC associated with internal or administrative use of local services (Record Orders, Listing Orders, Test Orders, etc.) where identifiable.

Business Rules

The Disconnect Timeliness interval is determined for each number ported associated with a disconnect service order processed on an LSR during the reporting period. The Disconnect Timeliness interval is the elapsed time from when BellSouth receives a valid 'Number Ported' message in ESI Number Manager (signifying the CLEC 'Activate') for each telephone number ported until each number on the service order is disconnected in the Central Office switch. Elapsed time for each ported number is accumulated for each reporting dimension. The accumulated time for each reporting dimension is then divided by the total number of selected telephone numbers disconnected in the reporting period.

Calculation

Disconnect Timeliness Interval = (a - b)

- a = Completion Date and Time in Central Office switch for each number on disconnect order
- b = Valid 'Number Ported' message received date & time

Average Disconnect Timeliness Interval = (c ÷ d)

- c = Sum of all Disconnect Timeliness Intervals
- d = Total Number of disconnected numbers completed in reporting period

Disconnect Timeliness Interval Distribution (for each interval) = (e ÷ f) X 100

- e = Disconnected numbers completed in "X" days
- f = Total disconnect numbers completed in reporting period

Report Structure

- CLEC Specific
- CLEC Aggregate
- Geographic Scope
 - State, Region

Data Retained

Relating to CLEC Experience	Relating to BellSouth Experience
<ul style="list-style-type: none"> • Order Number • Telephone Number / Circuit Number • Committed Due Date • Receipt Date / Time (ESI Number Manager) • Date/Time of Recent Change Notice 	<ul style="list-style-type: none"> • Not Applicable

SQM Disaggregation - Analog/Benchmark

SQM LEVEL of Disaggregation:	SQM Retail Analog/Benchmark:
• LNP	• 95% within 24 hours

SEEM Measure

SEEM Measure		
Yes	Tier I	X
	Tier II	X

SEEM Disaggregation - Analog/Benchmark

SEEM Disaggregation	SEEM Analog/Benchmark
• LNP	• 95% within 24 hours

P-12: LNP-Total Service Order Cycle Time (TSOCT)

Definition

Total Service Order Cycle Time measures the interval from receipt of a valid service order request to the completion of the final service order associated with that service request.

Exclusions

- Canceled Service Orders
- Order Activities of BellSouth or the CLEC associated with internal or administrative use of local services (Record Orders, Listing Orders, Test Orders, etc.) where identifiable
- "L" appointment coded orders (indicating the customer has requested a later than offered interval)
- "S" missed appointment coded orders (indicating subscriber missed appointments), except for "SP" codes (indicating subscriber prior due date requested). This would include "S" codes assigned to subsequent due date changes.

Business Rules

The interval is determined for each order processed during the reporting period. This measurement combines three reports: FOC Timeliness, Average Order Completion Interval and Average Completion Notice Interval.

This interval starts with the receipt of a valid service order request and stops when a completion notice is sent to the CLEC Interface (LENS, TAG OR EDI). Elapsed time for each order is accumulated for each reporting dimension. The accumulated time for each reporting dimension is then divided by the associated total number of orders completed. Orders that are worked on zero due dates are calculated with a .33 day interval (8 hours) in order to report a portion of a day interval. These orders are issued and worked/completed on same day. They can be either flow through orders (no field work-non-dispatched) or field orders (dispatched).

Reporting is by Fully Mechanized, Partially Mechanized and Non-Mechanized receipt of LSRs.

Calculation

Total Service Order Cycle Time = (a - b)

- a = Service Order Completion Notice Date
- b = Service Request Receipt Date

Average Total Service Order Cycle Time = (c ÷ d)

- c = Sum of all Total Service Order Cycle Times
- d = Total Number Service Orders Completed in Reporting Period

Total Service Order Cycle Time Interval Distribution (for each interval) = (e ÷ f) X 100

- e = Total Number of Service Orders Completed in "X" minutes/hours
- f = Total Number of Service Orders Received in Reporting Period

Report Structure

- CLEC Specific
- CLEC Aggregate
- Fully Mechanized; Partially Mechanized; Non-Mechanized
- Report in categories of <10 line/circuits; ≥ 10 line/circuits (except trunks)
- Dispatch / No Dispatch categories applicable to all levels except trunks
- Intervals 0-5, 5-10, 10-15, 15-20, 20-25, 25-30, ≥ 30 Days. The interval breakout is: 0-5 = 0-4.99, 5-10 = 5-9.99, 10-15 = 10-14.99, 15-20 = 15-19.99, 20-25 = 20-24.99, 25-30 = 25-29.99, ≥ 30 = 30 and greater.

Data Retained

Relating to CLEC Experience	Relating to BellSouth Experience
<ul style="list-style-type: none"> • Report Month • Interval for FOC • CLEC Company Name (OCN) • Order Number (PON) • Submission Date & Time (TICKET_ID) • Completion Date (CMPLTN_DT) • Service Type (CLASS_SVC_DESC) • Geographic Scope <p>Note: Code in parentheses is the corresponding header found in the raw data file</p>	<ul style="list-style-type: none"> • Not Applicable

SQM Disaggregation - Analog/Benchmark

SQM Level of Disaggregation	Retail Analog/Benchmark
<ul style="list-style-type: none"> • LNP 	<ul style="list-style-type: none"> • Diagnostic

SEEM Measure

SEEM Measure		
No	Tier I	
	Tier II	

SEEM Disaggregation - Analog/Benchmark

SEEM Disaggregation	SEEM Analog/Benchmark
<ul style="list-style-type: none"> • Not Applicable 	<ul style="list-style-type: none"> • Not Applicable

Section 4: Maintenance & Repair

M&R-1: Missed Repair Appointments

Definition

The percent of trouble reports not cleared by the committed date and time.

Exclusions

- Trouble tickets canceled at the CLEC request.
- BellSouth trouble reports associated with internal or administrative service.
- Customer Provided Equipment (CPE) troubles or CLEC Equipment Trouble.

Business Rules

The negotiated commitment date and time is established when the repair report is received. The cleared time is the date and time that BellSouth personnel clear the trouble and closes the trouble report in his/her Computer Access Terminal (CAT) or workstation. If this is after the Commitment time, the report is flagged as a “Missed Commitment” or a missed repair appointment. When the data for this measure is collected for BellSouth and a CLEC, it can be used to compare the percentage of the time repair appointments are missed due to BellSouth reasons. (No access reports are not part of this measure because they are not a missed appointment.)

Note: Appointment intervals vary with force availability in the POTS environment. Specials and Trunk intervals are standard interval appointments of no greater than 24 hours. Standalone LNP historical data is not available in the maintenance systems (LMOS or WFA).

Calculation

Percentage of Missed Repair Appointments = $(a \div b) \times 100$

- a = Count of Customer Troubles Not Cleared by the Quoted Commitment Date and Time
- b = Total Trouble reports closed in Reporting Period

Report Structure

- Dispatch / Non-Dispatch
- CLEC Specific
- CLEC Aggregate
- BellSouth Aggregate

Data Retained

Relating to CLEC Experience	Relating to BellSouth Performance
<ul style="list-style-type: none"> • Report month • CLEC Company Name • Submission Date & Time (TICKET_ID) • Completion Date (CMPLTN_DT) • Service Type (CLASS_SVC_DESC) • Disposition and Cause (CAUSE_CD & CAUSE_DESC) • Geographic Scope <p>Note: Code in parentheses is the corresponding header found in the raw data file.</p>	<ul style="list-style-type: none"> • Report month • BellSouth Company Code • Submission Date & Time • Completion Date • Service Type • Disposition and Cause (Non-Design /Non-Special Only) • Trouble Code (Design and Trunking Services) • Geographic Scope

SQM Disaggregation - Retail Analog/Benchmark

SQM Level of Disaggregation	SQM Retail Analog/Benchmark
• Resale Residence	• Retail Residence
• Resale Business	• Retail Business
• Resale Design	• Retail Design
• Resale PBX	• Retail PBX
• Resale Centrex	• Retail Centrex
• Resale ISDN	• Retail ISDN
• 2W Analog Loop Design	• Retail Residence & Business Dispatch
• 2W Analog Loop Non – Design	• Retail Residence & Business (POTS) (Exclusion of switch-based feature troubles)
• UNE Digital Loop < DS1	• Retail Digital Loop < DS1
• UNE Digital Loop ≥ DS1	• Retail Digital Loop ≥ DS1
• UNE Loop + Port Combinations	• Retail Residence & Business
• UNE Switch ports	• Retail Residence & Business (POTS)
• UNE Combo Other	• Retail Residence, Business & Design Dispatch
• UNE xDSL (HDSL, ADSL and UCL)	• ADSL provided to Retail
• UNE ISDN	• Retail ISDN – BRI
• UNE Line Sharing	• ADSL provided to Retail
• Local Interconnection Trunks	• Parity with Retail
• Local Transport (Unbundled Interoffice Transport)	• Retail DS1/DS3 Interoffice

M&R-1: Missed Repair Appointments

SEEM Measure

SEEM Measure		
Yes	Tier I	X
	Tier II	X

SEEM Disaggregation - Analog/Benchmark

SEEM Disaggregation	SEEM Analog/Benchmark
• Resale POTS	• Retail Residence and Business (POTS)
• Resale Design	• Retail Design
• UNE Loop + Port Combinations	• Retail Residence and Business
• UNE Loops	• Retail Residence and Business Dispatch
• UNE xDSL	• ADSL provided to Retail
• UNE Line Sharing	• ADSL provided to Retail
• Local Interconnection Trunks	• Parity with Retail

M&R-2: Customer Trouble Report Rate

Definition

Initial and repeated customer direct or referred troubles reported within a calendar month per 100 lines/circuits in service.

Exclusions

- Trouble tickets canceled at the CLEC request.
- BellSouth trouble reports associated with internal or administrative service.
- Customer Provided Equipment (CPE) troubles or CLEC Equipment Trouble.
- LMOS - Code 7 (Test OK), Code 8 (Found OK - In), Code 9 (Found OK - Out)
- WFA - No Trouble Found (NTF)

Business Rules

Customer Trouble Report Rate is computed by accumulating the number of maintenance initial and repeated trouble reports during the reporting period. The resulting number of trouble reports are divided by the total “number of service” lines, ports or combination that exist for the CLECs and BellSouth respectively at the end of the report month.

Calculation

$$\text{Customer Trouble Report Rate} = (a \div b) \times 100$$

- a = Count of Initial and Repeated Trouble Reports closed in the Current Period
- b = Number of Service Access Lines in service at End of the Report Period

Report Structure

- Dispatch / Non-Dispatch
- CLEC Specific
- CLEC Aggregate
- BellSouth Aggregate

Data Retained

Relating to CLEC Experience	Relating to BellSouth Performance
<ul style="list-style-type: none"> • Report month • CLEC Company Name • Ticket Submission Date & Time (TICKET_ID) • Ticket Completion Date (CMPLTN_DT) • Service Type (CLASS_SVC_DESC) • Disposition and Cause (CAUSE_CD & CAUSE_DESC) • # Service Access Lines in Service at the end of period • Geographic Scope <p>Note: Code in parentheses is the corresponding header found in the raw data file.</p>	<ul style="list-style-type: none"> • Report month • BellSouth Company Code • Ticket Submission Date & Time • Ticket Completion Date • Service Type • Disposition and Cause (Non-Design /Non-Special Only) • Trouble Code (Design and Trunking Services) • # Service Access Lines in Service at the end of period • Geographic Scope

SQM Disaggregation - Analog/Benchmark

SQM Level of Disaggregation	SQM Analog/Benchmark
• Resale Residence	• Retail Residence
• Resale Business	• Retail Business
• Resale Design	• Retail Design
• Resale PBX	• Retail PBX
• Resale Centrex	• Retail Centrex

SQM Level of Disaggregation	SQM Analog/Benchmark
• Resale ISDN	• Retail ISDN
• 2W Analog Loop Design	• Retail Residence & Business Dispatch
• 2W Analog Loop Non – Design	• Retail Residence & Business (POTS) (Exclusion of switch-based feature troubles)
• UNE Digital Loop < DS1	• Retail Digital Loop < DS1
• UNE Digital Loop ≥ DS1	• Retail Digital Loop ≥ DS1
• UNE Loop + Port Combinations	• Retail Residence & Business
• UNE Switch ports	• Retail Residence & Business (POTS)
• UNE Combo Other	• Retail Residence, Business & Design Dispatch
• UNE xDSL (HDSL, ADSL and UCL)	• ADSL provided to Retail
• UNE ISDN	• Retail ISDN – BRI
• UNE Line Sharing	• ADSL provided to Retail
• Local Interconnection Trunks	• Parity with Retail
• Local Transport (Unbundled Interoffice Transport)	• Retail DS1/DS3 Interoffice

SEEM Measure

SEEM Measure		
Yes	Tier I	X
	Tier II	X

SEEM Disaggregation - Analog/Benchmark

SEEM Disaggregation	SEEM Analog/Benchmark
• Resale POTS	• Retail Residence and Business (POTS)
• Resale Design	• Retail Design
• UNE Loop + Port Combinations	• Retail Residence and Business
• UNE Loops	• Retail Residence and Business Dispatch
• UNE xDSL	• ADSL provided to Retail
• UNE Line Sharing	• ADSL provided to Retail
• Local Interconnection Trunks	• Parity with Retail

M&R-3: Maintenance Average Duration

Definition

The Average duration of Customer Trouble Reports from the receipt of the Customer Trouble Report to the time the trouble report is cleared.

Exclusions

- Trouble tickets canceled at the CLEC request.
- BellSouth trouble reports associated with internal or administrative service.
- Customer Provided Equipment (CPE) troubles or CLEC Equipment Trouble.

Business Rules

For Average Duration the clock starts on the date and time of the receipt of a correct repair request. The clock stops on the date and time the service is restored and the BellSouth or CLEC customer is notified (when the technician completes the trouble ticket on his/her CAT or work systems).

Calculation

Maintenance Duration = (a - b)

- a = Date and Time of Service Restoration
- b = Date and Time Trouble Ticket was Opened

Average Maintenance Duration = (c ÷ d)

- c = Total of all maintenance durations in the reporting period
- d = Total Closed Troubles in the reporting period

Report Structure

- Dispatch / Non-Dispatch
- CLEC Specific
- CLEC Aggregate
- BellSouth Aggregate

Data Retained

Relating to CLEC Experience:	Relating to BellSouth Performance:
<ul style="list-style-type: none"> • Report month • Total Tickets (LINE_NBR) • CLEC Company Name • Ticket Submission Date & Time (TICKET_ID) • Ticket Completion Date (CMPLTN_DT) • Service Type (CLASS_SVC_DESC) • Disposition and Cause (CAUSE_CD & CAUSE_DESC) • Geographic Scope <p>Note: Code in parentheses is the corresponding header found in the raw data file.</p>	<ul style="list-style-type: none"> • Report month • Total Tickets • BellSouth Company Code • Ticket Submission Date • Ticket Submission Time • Ticket Completion Date • Ticket Completion Time • Total Duration Time • Service Type • Disposition and Cause (Non-Design /Non-Special Only) • Trouble Code (Design and Trunking Services) • Geographic Scope

SQM Disaggregation - Analog/Benchmark

SQM Level of Disaggregation	SQM Analog/Benchmark
<ul style="list-style-type: none"> • Resale Residence 	<ul style="list-style-type: none"> • Retail Residence
<ul style="list-style-type: none"> • Resale Business 	<ul style="list-style-type: none"> • Retail business

SQM Level of Disaggregation	SQM Analog/Benchmark
• Resale Design	• Retail Design
• Resale PBX	• Retail PBX
• Resale Centrex	• Retail Centrex
• Resale ISDN	• Retail ISDN
• 2W Analog Loop Design	• Retail Residence & Business Dispatch
• 2W Analog Loop Non – Design	• Retail Residence & Business (POTS) (Exclusion of switch-based feature troubles)
• UNE Digital Loop < DS1	• Retail Digital Loop < DS1
• UNE Digital Loop ≥ DS1	• Retail Digital Loop ≥ DS1
• UNE Loop + Port Combinations	• Retail Residence & Business
• UNE Switch ports	• Retail Residence & Business (POTS)
• UNE Combo Other	• Retail Residence, Business & Design Dispatch
• UNE xDSL (HDSL, ADSL and UCL)	• ADSL provided to Retail
• UNE ISDN	• Retail ISDN – BRI
• UNE Line Sharing	• ADSL provided to Retail
• Local Interconnection Trunks	• Parity with Retail
• Local Transport (Unbundled Interoffice Transport)	• Retail DS1/DS3 Interoffice

SEEM Measure

SEEM Measure		
Yes	Tier I	X
	Tier II	X

SEEM Disaggregation - Analog/Benchmark

SEEM Disaggregation	SEEM Analog/Benchmark
• Resale POTS	• Retail Residence and Business (POTS)
• Resale Design	• Retail Design
• UNE Loop + Port Combinations	• Retail Residence and Business
• UNE Loops	• Retail Residence and Business Dispatch
• UNE xDSL	• ADSL provided to Retail
• UNE Line Sharing	• ADSL provided to Retail
• Local Interconnection Trunks	• Parity with Retail

M&R-4: Percent Repeat Troubles within 30 Days

Definition

Closed trouble reports on the same line/circuit as a previous trouble report received within 30 calendar days as a percent of total troubles closed reported

Exclusions

- Trouble tickets canceled at the CLEC request.
- BellSouth trouble reports associated with internal or administrative service.
- Customer Provided Equipment (CPE) troubles or CLEC Equipment Trouble.

Business Rules

Includes Customer trouble reports received within 30 days of an original Customer trouble report

Calculation

Percent Repeat Troubles within 30 Days = $(a \div b) \times 100$

- a = Count of closed Customer Troubles where more than one trouble report was logged for the same service line within a continuous 30 days
- b = Total Trouble Reports Closed in Reporting Period

Report Structure

- Dispatch / Non-Dispatch
- CLEC Specific
- CLEC Aggregate
- BellSouth Aggregate

Data Retained

Relating to CLEC Experience	Relating to BellSouth Performance
<ul style="list-style-type: none"> • Report month • Total Tickets (LINE_NBR) • CLEC Company Name • Ticket Submission Date & Time (TICKET_ID) • Ticket Completion Date (CMLTN_DT) • Total and Percent Repeat Trouble Reports within 30 Days (TOT_REPEAT) • Service Type • Disposition and Cause (CAUSE_CD & CAUSE_DESC) • Geographic Scope <p>Note: Code in parentheses is the corresponding header found in the raw data file.</p>	<ul style="list-style-type: none"> • Report month • Total Tickets • BellSouth Company Code • Ticket Submission Date • Ticket Submission Time • Ticket Completion Date • Ticket Completion Time • Total and Percent Repeat Trouble Reports within 30 Days • Service Type • Disposition and Cause (Non-Design /Non-Special Only) • Trouble Code (Design and Trunking Services) • Geographic Scope

SQM Disaggregation - Analog/Benchmark

SQM Level of Disaggregation	SQM Analog/Benchmark
• Resale Residence	• Retail Residence
• Resale Business	• Retail business
• Resale Design	• Retail Design
• Resale PBX	• Retail PBX
• Resale Centrex	• Retail Centrex

SQM Level of Disaggregation	SQM Analog/Benchmark
• Resale ISDN	• Retail ISDN
• 2W Analog Loop Design	• Retail Residence & Business Dispatch
• 2W Analog Loop Non – Design	• Retail Residence & Business (POTS) (Exclusion of switch-based feature troubles)
• UNE Digital Loop < DS1	• Retail Digital Loop < DS1
• UNE Digital Loop ≥ DS1	• Retail Digital Loop ≥ DS1
• UNE Loop + Port Combinations	• Retail Residence & Business
• UNE Switch ports	• Retail Residence & Business (POTS)
• UNE Combo Other	• Retail Residence, Business & Design Dispatch
• UNE xDSL (HDSL, ADSL and UCL)	• ADSL provided to Retail
• UNE ISDN	• Retail ISDN – BRI
• UNE Line Sharing	• ADSL provided to Retail
• Local Interconnection Trunks	• Parity with Retail
• Local Transport (Unbundled Interoffice Transport)	• Retail DS1/DS3 Interoffice

SEEM Measure

SEEM Measure		
Yes	Tier I	X
	Tier II	X

SEEM Disaggregation - Analog/Benchmark

SEEM Disaggregation	SEEM Analog/Benchmark
• Resale POTS	• Retail Residence and Business (POTS)
• Resale Design	• Retail Design
• UNE Loop + Port Combinations	• Retail Residence and Business
• UNE Loops	• Retail Residence and Business Dispatch
• UNE xDSL	• ADSL provided to Retail
• UNE Line Sharing	• ADSL provided to Retail
• Local Interconnection Trunks	• Parity with Retail

M&R-5: Out of Service (OOS) > 24 Hours

Definition

For Out of Service Troubles (no dial tone, cannot be called or cannot call out) the percentage of Total OOS Troubles cleared in excess of 24 hours. (All design services are considered to be out of service).

Exclusions

- Trouble Reports canceled at the CLEC request
- BellSouth Trouble Reports associated with administrative service
- Customer Provided Equipment (CPE) Troubles or CLEC Equipment Troubles.

Business Rules

Customer Trouble reports that are out of service and cleared in excess of 24 hours. The clock begins when the trouble report is created in LMOS/WFA and the trouble is counted if the elapsed time exceeds 24 hours.

Calculation

Out of Service (OOS) > 24 hours = $(a \div b) \times 100$

- a = Total Cleared Troubles OOS > 24 Hours
- b = Total OOS Troubles in Reporting Period

Report Structure

- Dispatch / Non - Dispatch
- CLEC Specific
- BellSouth Aggregate
- CLEC Aggregate

Data Retained

Relating to CLEC Experience	Relating to BellSouth Experience
<ul style="list-style-type: none"> • Report Month • Total Tickets • CLEC Company Name • Ticket Submission Date & Time (TICKET_ID) • Ticket Completion Date (CMPLTN_DT) • Percentage of Customer Troubles out of • Service > 24 Hours (OOS>24_FLAG) • Service type (CLASS_SVC_DESC) • Disposition and Cause (CAUSE_CD & CAUSE-DESC) • Geographic Scope <p>Note: Code in parentheses is the corresponding header found in the raw data file.</p>	<ul style="list-style-type: none"> • Report Month • Total Tickets • BellSouth Company Code • Ticket Submission Date • Ticket Submission time • Ticket Completion Date • Ticket Completion Time • Percent of Customer Troubles out of Service > 24 Hours • Service type • Disposition and Cause (Non-Design/Non-Special only) • Trouble Code (Design and Trunking Services) • Geographic Scope

SQM Disaggregation - Analog/Benchmark

SQM Level of Disaggregation	SQM Analog/Benchmark
• Resale Residence	• Retail Residence
• Resale Business	• Retail Business
• Resale Design	• Retail Design
• Resale PBX	• Retail PBX
• Resale Centrex	• Retail Centrex

SQM Level of Disaggregation	SQM Analog/Benchmark
• Resale ISDN	• Retail ISDN
• 2W Analog Loop Design	• Retail Residence & Business Dispatch
• 2W Analog Loop Non – Design	• Retail Residence & Business (POTS) (Exclusion of switch-based feature troubles)
• UNE Digital Loop < DS1	• Retail Digital Loop < DS1
• UNE Digital Loop ≥ DS1	• Retail Digital Loop ≥ DS1
• UNE Loop + Port Combinations	• Retail Residence & Business
• UNE Switch ports	• Retail Residence & Business (POTS)
• UNE Combo Other	• Retail Residence, Business & Design Dispatch
• UNE xDSL (HDSL, ADSL and UCL)	• ADSL provided to Retail
• UNE ISDN	• Retail ISDN – BRI
• UNE Line Sharing	• ADSL provided to Retail
• Local Interconnection Trunks	• Parity with Retail
• Local Transport (Unbundled Interoffice Transport)	• Retail DS1/DS3 Interoffice

SEEM Measure

SEEM Measure		
No	Tier I	
	Tier II	

SEEM Disaggregation - Analog/Benchmark

SEEM Disaggregation	SEEM Analog/Benchmark
• Not Applicable	• Not Applicable

M&R-6: Average Answer Time – Repair Centers

Definition

This measures the average time a customer is in queue when calling a BellSouth Repair Center.

Exclusions

None

Business Rules

The clock starts when a CLEC Representative or BellSouth customer makes a choice on the Repair Center's menu and is put in queue for the next repair attendant. The clock stops when the repair attendant answers the call (abandoned calls are not included).

Note: The Total Column is a combined BellSouth Residence and Business number.

Calculation

Answer Time for BellSouth Repair Centers = (a - b)

- a = Time BellSouth Repair Attendant Answers Call
- b = Time of entry into queue after ACD Selection

Average Answer Time for BellSouth Repair Centers = (c ÷ d)

- c = Sum of all Answer Times
- d = Total number of calls by reporting period

Report Structure

- CLEC Aggregate
- BellSouth Aggregate

Data Retained

Relating to CLEC Experience	Relating to BellSouth Experience
<ul style="list-style-type: none"> • CLEC Average Answer Time 	<ul style="list-style-type: none"> • BellSouth Average Answer Time

SQM Disaggregation - Analog / Benchmark

SQM Level of Disaggregation	Retail Analog / Benchmark
<ul style="list-style-type: none"> • Region. CLEC/BellSouth Service Centers and BellSouth Repair Centers are regional. 	<ul style="list-style-type: none"> • For CLEC, Average Answer Times in UNE Center and BRMC are comparable to the Average Answer Times in the BellSouth Repair Centers.

SEEM Measure

SEEM Measure		
No	Tier I	
	Tier II	

SEEM Disaggregation - Analog/Benchmark

SEEM Disaggregation	SEEM Analog/Benchmark
<ul style="list-style-type: none"> • Not Applicable 	<ul style="list-style-type: none"> • Not Applicable

M&R-7: Mean Time To Notify CLEC of Network Outages

Definition

BellSouth will inform the CLEC of any Network outages (key customer accounts)

Exclusions

None

Business Rules

The time it takes for the BellSouth Network Reliability Center (NRC) to notify the CLEC and BellSouth of a customer impacting network incident in equipment that may be utilized by the CLEC. When the BellSouth NRC becomes aware of a network incident, the CLEC and BellSouth will be notified electronically. The notification time for each outage will be measured in minutes and divided by the number of outages for the reporting period. The CLECs will be notified the same way and at the same time as BellSouth Retail. These are broadcast messages. It is up to those receiving the message to determine if they have customers affected by the incident.

Calculation

Time to Notify CLEC = (a - b)

- a = Date and Time BellSouth Notified CLEC
- b = Date and time BellSouth detected network incident

Mean Time to Notify CLEC = (c ÷ d)

- c = Sum of all Times to Notify CLEC
- d = Count of Network Incidents

Report Structure

- BellSouth Aggregate
- CLEC Aggregate
- CLEC Specific

Data Retained

Relating to CLEC Experience	Relating to BellSouth Experience
<ul style="list-style-type: none"> • Report Month • Major Network events • Date/Time of Incident • Date/Time of Notification 	<ul style="list-style-type: none"> • Report Month • Major Network events • Date/Time of Incident • Date/Time of Notification

SQM Disaggregation - Analog / Benchmark

SQM Level of Disaggregation	Retail Analog / Benchmark
<ul style="list-style-type: none"> • BellSouth Aggregate • CLEC Aggregate • CLEC Specific 	<ul style="list-style-type: none"> • Parity by Design

SEEM Measure

SEEM Measure		
No	Tier I	
	Tier II	

SEEM Disaggregation - Analog/Benchmark

SEEM Disaggregation	SEEM Analog/Benchmark
• Not Applicable	• Not Applicable

M&R-7: Mean Time To Notify CLEC of Network Outages

Section 5: Billing

B-1: Invoice Accuracy

Definition

This measure provides the percentage of accuracy of the billing invoices rendered to CLECs during the current month.

Exclusions

- Adjustments not related to billing errors (e.g., credits for service outage, special promotion credits, adjustments to satisfy the customer)
- Test Accounts

Business Rules

The accuracy of billing invoices delivered by BellSouth to the CLEC must enable them to provide a degree of billing accuracy comparative to BellSouth bills rendered to retail customers of BellSouth. CLECs request adjustments on bills determined to be incorrect. The BellSouth Billing verification process includes manually analyzing a sample of local bills from each bill period. The bill verification process draws from a mix of different customer billing options and types of service. An end-to-end auditing process is performed for new products and services. Internal measurements and controls are maintained on all billing processes.

Calculation

$$\text{Invoice Accuracy} = [(a - b) \div a] \times 100$$

- a = Absolute Value of Total Billed Revenues during current month
- b = Absolute Value of Billing Related Adjustments during current month

Report Structure

- CLEC Specific
- CLEC Aggregate
- BellSouth Aggregate
- Geographic Scope
 - Region
 - State

Data Retained

Relating to CLEC Experience	Relating to BellSouth Performance
<ul style="list-style-type: none"> • Report Month • Invoice Type <ul style="list-style-type: none"> - UNE - Resale - Interconnection • Total Billed Revenue • Billing Related Adjustments 	<ul style="list-style-type: none"> • Report month • Retail Type <ul style="list-style-type: none"> - CRIS - CABS • Total Billed Revenue • Billing Related Adjustments

SQM Disaggregation - Analog/Benchmark

SQM Level of Disaggregation	Retail Analog/Benchmark
<ul style="list-style-type: none"> • Product / Invoice Type <ul style="list-style-type: none"> - Resale - UNE - Interconnection 	<ul style="list-style-type: none"> • CLEC Invoice Accuracy is comparable to BellSouth Invoice Accuracy

SEEM Measure

SEEM Measure		
Yes	Tier I	
	Tier II	X

SEEM Disaggregation - Analog/Benchmark

SEEM Disaggregation	SEEM Analog/Benchmark
<ul style="list-style-type: none"> • CLEC State • BellSouth State 	<ul style="list-style-type: none"> • Parity with Retail

B2: Mean Time to Deliver Invoices

Definition

Bill Distribution is calculated as follows: CRIS BILLS-The number of workdays is reported for CRIS bills. This is calculated by counting the Bill Period date as the first work day. Weekends and holidays are excluded when counting workdays. J/N Bills are counted in the CRIS work day category for the purposes of the measurement since their billing account number (Q account) is provided from the CRIS system.

CABS BILLS-The number of calendar days is reported for CABS bills. This is calculated by counting the day following the Bill Period date as the first calendar day. Weekends and holidays are included when counting the calendar days.

Exclusions

Any invoices rejected due to formatting or content errors.

Business Rules

This report measures the mean interval for timeliness of billing records delivered to CLECs in an agreed upon format. CRIS-based invoices are measured in business days, and CABS-based invoices in calendar days.

Calculation

Invoice Timeliness = (a - b)

- a = Invoice Transmission Date
- b = Close Date of Scheduled Bill Cycle

Mean Time To Deliver Invoices = (c ÷ d)

- c = Sum of all Invoice Timeliness intervals
- d = Count of Invoices Transmitted in Reporting Period

Report Structure

- CLEC Specific
- CLEC Aggregate
- BellSouth Aggregate
- Geographic Scope
 - Region
 - State

Data Retained

Relating to CLEC Experience	Relating to BellSouth Performance
<ul style="list-style-type: none"> • Report month • Invoice Type <ul style="list-style-type: none"> - UNE - Resale - Interconnection • Invoice Transmission Count • Date of Scheduled Bill Close 	<ul style="list-style-type: none"> • Report month • Invoice Type <ul style="list-style-type: none"> - CRIS - CABS • Invoice Transmission Count • Date of Scheduled Bill Close

SQM Disaggregation - Analog/Benchmark

SQM Level of Disaggregation	Retail Analog/Benchmark
Product / Invoice Type <ul style="list-style-type: none"> • Resale • UNE • Interconnection 	<ul style="list-style-type: none"> • CRIS-based invoices will be released for delivery within six (6) business days. • CABS-based invoices will be released for delivery within eight (8) calendar days. • CLEC Average Delivery Intervals for both CRIS and CABS Invoices are comparable to BellSouth Average delivery for both systems.

SEEM Measure

SEEM Measure		
Yes	Tier I	
	Tier II	X

SEEM Disaggregation - Analog/Benchmark

SEEM Disaggregation	SEEM Analog/Benchmark
<ul style="list-style-type: none"> • CLEC State <ul style="list-style-type: none"> - CRIS - CABS • BellSouth Region 	<ul style="list-style-type: none"> • Parity with Retail

B3: Usage Data Delivery Accuracy

Definition

This measurement captures the percentage of recorded usage that is delivered error free and in an acceptable format to the appropriate Competitive Local Exchange Carrier (CLEC). These percentages will provide the necessary data for use as a comparative measurement for BellSouth performance. This measurement captures Data Delivery Accuracy rather than the accuracy of the individual usage recording.

Exclusions

None

Business Rules

The accuracy of the data delivery of usage records delivered by BellSouth to the CLEC must enable them to provide a degree of accuracy comparative to BellSouth bills rendered to their retail customers. If errors are detected in the delivery process, they are investigated, evaluated and documented. Errors are corrected and the data retransmitted to the CLEC.

Calculation

Usage Data Delivery Accuracy = $(a - b) \div a \times 100$

- a = Total number of usage data packs sent during current month
- b = Total number of usage data packs requiring retransmission during current month

Report Structure

- CLEC Specific
- CLEC Aggregate
- BellSouth Aggregate
- Geographic Scope
 - Region

Data Retained

Relating to CLEC Experience	Relating to BellSouth Performance
<ul style="list-style-type: none"> • Report Month • Record Type <ul style="list-style-type: none"> - BellSouth Recorded - Non-BellSouth Recorded 	<ul style="list-style-type: none"> • Report month • Record Type

SQM Disaggregation - Analog/Benchmark

SQM Level of Disaggregation	Retail Analog/Benchmark
<ul style="list-style-type: none"> • Region 	<ul style="list-style-type: none"> • CLEC Usage Data Delivery Accuracy is comparable to BellSouth Usage Data Delivery Accuracy

SEEM Measure

SEEM Measure		
Yes	Tier I	
	Tier II	X

SEEM Disaggregation - Analog/Benchmark

SEEM Disaggregation	SEEM Analog/Benchmark
<ul style="list-style-type: none">• CLEC State• BellSouth Region	<ul style="list-style-type: none">• Parity with Retail

B4: Usage Data Delivery Completeness

Definition

This measurement provides percentage of complete and accurately recorded usage data (usage recorded by BellSouth and usage recorded by other companies and sent to BellSouth for billing) that is processed and transmitted to the CLEC within thirty (30) days of the message recording date. A parity measure is also provided showing completeness of BellSouth messages processed and transmitted via CMDS. BellSouth delivers its own retail usage from recording location to billing location via CMDS as well as delivering billing data to other companies. Timeliness, Completeness and Mean Time to Deliver Usage measures are reported on the same report.

Exclusions

None

Business Rules

The purpose of these measurements is to demonstrate the level of quality of usage data delivered to the appropriate CLEC. Method of delivery is at the option of the CLEC.

Calculation

Usage Data Delivery Completeness = $(a \div b) \times 100$

- a = Total number of Recorded usage records delivered during current month that are within thirty (30) days of the message recording date
- b = Total number of Recorded usage records delivered during the current month

Report Structure

- CLEC Specific
- CLEC Aggregate
- BellSouth Aggregate
- Region

Data Retained

Relating to CLEC Experience	Relating to BellSouth Performance
<ul style="list-style-type: none"> • Report Month • Record Type <ul style="list-style-type: none"> - BellSouth Recorded - Non-BellSouth Recorded 	<ul style="list-style-type: none"> • Report month • Record Type

SQM Disaggregation - Analog/Benchmark

SQM Level of Disaggregation	Retail Analog/Benchmark
<ul style="list-style-type: none"> • Region 	<ul style="list-style-type: none"> • CLEC Usage Data Delivery Completeness is comparable to BellSouth Usage Data Delivery Completeness

SEEM Measure

SEEM Measure		
No	Tier I	
	Tier II	

SEEM Disaggregation - Analog/Benchmark

SEEM Disaggregation	SEEM Analog/Benchmark
• Not Applicable	• Not Applicable

B5: Usage Data Delivery Timeliness

Definition

This measurement provides a percentage of recorded usage data (usage recorded by BellSouth and usage recorded by other companies and sent to BellSouth for billing) that is delivered to the appropriate CLEC within six (6) calendar days from the receipt of the initial recording. A parity measure is also provided showing timeliness of BellSouth messages processed and transmitted via CMDS. Timeliness, Completeness and Mean Time to Deliver Usage measures are reported on the same report.

Exclusions

None

Business Rules

The purpose of this measurement is to demonstrate the level of timeliness for processing and transmission of usage data delivered to the appropriate CLEC. The usage data will be mechanically transmitted or mailed to the CLEC data processing center once daily. The Timeliness interval of usage recorded by other companies is measured from the date BellSouth receives the records to the date BellSouth distributes to the CLEC. Method of delivery is at the option of the CLEC.

Calculation

Usage Data Delivery Timeliness Current month = $(a \div b) \times 100$

- a = Total number of usage records sent within six (6) calendar days from initial recording/receipt
- b = Total number of usage records sent

Report Structure

- CLEC Aggregate
- CLEC Specific
- BellSouth Aggregate
- Region

Data Retained

Relating to CLEC Experience	Relating to BellSouth Performance
<ul style="list-style-type: none"> • Report Month • Record Type <ul style="list-style-type: none"> - BellSouth Recorded - Non-BellSouth Recorded 	<ul style="list-style-type: none"> • Report Monthly • Record Type

SQM Level of Disaggregation - Analog/Benchmark

SQM Level of Disaggregation	Retail Analog/Benchmark
<ul style="list-style-type: none"> • Region 	<ul style="list-style-type: none"> • CLEC Usage Data Delivery Timeliness is comparable to BellSouth Usage Data Delivery Timeliness

SEEM Measure

SEEM Measure		
No	Tier I	
	Tier II	

SEEM Disaggregation - Analog/Benchmark

SEEM Disaggregation	SEEM Analog/Benchmark
• Not Applicable	• Not Applicable

B6: Mean Time to Deliver Usage

Definition

This measurement provides the average time it takes to deliver Usage Records to a CLEC. A parity measure is also provided showing timeliness of BellSouth messages processed and transmitted via CMDS. Timeliness, Completeness and Mean Time to Deliver Usage measures are reported on the same report.

Exclusions

None

Business Rules

The purpose of this measurement is to demonstrate the average number of days it takes BellSouth to deliver Usage data to the appropriate CLEC. Usage data is mechanically transmitted or mailed to the CLEC data processing center once daily. Method of delivery is at the option of the CLEC.

Calculation

Mean Time to Deliver Usage = $(a \times b) \div c$

- a = Volume of Records Delivered
- b = Estimated number of days to deliver
- c = Total Record Volume Delivered

Note: Any usage record falling in the 30+ day interval will be added using an average figure of 31.5 days.

Report Structure

- CLEC Aggregate
- CLEC Specific
- BellSouth Aggregate
- Region

Data Retained

Relating to CLEC Experience	Relating to BellSouth Performance
<ul style="list-style-type: none"> • Report Month • Record Type <ul style="list-style-type: none"> - BellSouth Recorded - Non-BellSouth Recorded 	<ul style="list-style-type: none"> • Report Monthly • Record Type

SQM Level of Disaggregation - Analog/Benchmark

SQM Level of Disaggregation	Retail Analog/Benchmark
<ul style="list-style-type: none"> • Region 	<ul style="list-style-type: none"> • Mean Time to Deliver Usage to CLEC is comparable to Mean Time to Deliver Usage to BellSouth

SEEM Measure

SEEM Measure		
No	Tier I	
	Tier II	

SEEM Disaggregation - Analog/Benchmark

SEEM Disaggregation	SEEM Analog/Benchmark
• Not Applicable	• Not Applicable

B6: Mean Time to Deliver Usage

B7: Recurring Charge Completeness

Definition

This measure captures percentage of fractional recurring charges appearing on the correct bill.

Exclusions

None

Business Rules

The effective date of the recurring charge must be within 30 days of the bill date for the charge to appear on the correct bill.

Calculation

$$\text{Recurring Charge Completeness} = (a \div b) \times 100$$

- a = Count of fractional recurring charges that are on the correct bill¹
- b = Total count of fractional recurring charges that are on the correct bill

¹Correct bill = next available bill

Report Structure

- CLEC Specific
- CLEC Aggregate
- BellSouth Aggregate

Data Retained

Relating to CLEC Experience	Relating to BellSouth Experience
<ul style="list-style-type: none"> • Report month • Invoice type • Total recurring charges billed • Total billed on time 	<ul style="list-style-type: none"> • Report month • Retail Analog • Total recurring charges billed • Total billed on time

SQM Level of Disaggregation - Analog/Benchmark

SQM Level of Disaggregation	Retail Analog/Benchmark
Product/Invoice Type	
<ul style="list-style-type: none"> • Resale 	<ul style="list-style-type: none"> • Parity
<ul style="list-style-type: none"> • UNE 	<ul style="list-style-type: none"> • Benchmark 90%
<ul style="list-style-type: none"> • Interconnection 	<ul style="list-style-type: none"> • Benchmark 90%

SEEM Measure

SEEM Measure		
No	Tier I	
	Tier II	

SEEM Disaggregation - Analog/Benchmark

SEEM Disaggregation	SEEM Analog/Benchmark
<ul style="list-style-type: none"> • Not Applicable 	<ul style="list-style-type: none"> • Not Applicable

B8: Non-Recurring Charge Completeness

Definition

This measure captures percentage of non-recurring charges appearing on the correct bill.

Exclusions

None

Business Rules

The effective date of the non-recurring charge must be within 30 days of the bill date for the charge to appear on the correct bill.

Calculation

Non-Recurring Charge Completeness = $(a \div b) \times 100$

- a = Count of non-recurring charges that are on the correct bill¹
- b = Total count of non-recurring charges that are on the correct bill

¹Correct bill = next available bill

Report Structure

- CLEC Specific
- CLEC Aggregate
- BellSouth Aggregate

Data Retained

Relating to CLEC Experience	Relating to BellSouth Experience
<ul style="list-style-type: none"> • Report month • Invoice type • Total non-recurring charges billed • Total billed on time 	<ul style="list-style-type: none"> • Report month • Retail Analog • Total non-recurring charges billed • Total billed on time

SQM Level of Disaggregation - Analog/Benchmark

SQM Level of Disaggregation	Retail Analog/Benchmark:
Product/Invoice Type	
<ul style="list-style-type: none"> • Resale 	<ul style="list-style-type: none"> • Parity
<ul style="list-style-type: none"> • UNE 	<ul style="list-style-type: none"> • Benchmark 90%
<ul style="list-style-type: none"> • Interconnection 	<ul style="list-style-type: none"> • Benchmark 90%

SEEM Measure

SEEM Measure		
No	Tier I	
	Tier II	

SEEM Disaggregation - Analog/Benchmark

SEEM Disaggregation	SEEM Analog/Benchmark
<ul style="list-style-type: none"> • Not Applicable 	<ul style="list-style-type: none"> • Not Applicable

Section 6: Operator Services And Directory Assistance

OS-1: Speed to Answer Performance/Average Speed to Answer - Toll

Definition

Measurement of the average time in seconds calls wait before answered by a toll operator.

Exclusions

None

Business Rules

The clock starts when the customer enters the queue and the clock stops when a BellSouth representative answers the call or the customer abandons the call. The length of each call is determined by measuring, using a scanning technique, and accumulating the elapsed time from the entry of a customer call into the BellSouth call management system queue until the customer call is abandoned or transferred to BellSouth personnel assigned to handle calls for assistance. The system makes no distinction between CLEC customers and BellSouth customers.

Calculation

Speed to Answer Performance/Average Speed to Answer - Toll = $a \div b$

- a = Total queue time
- b = Total calls answered

Note: Total queue time includes time that answered calls wait in queue as well as time abandoned calls wait in queue prior to abandonment.

Report Structure

- Reported for the aggregate of BellSouth and CLECs
 - State

Data Retained (on Aggregate Basis)

- For the items below, BellSouth's Performance Measurement Analysis Platform (PMAP) receives a final computation; therefore, no raw data file is available in PMAP
- Month
- Call Type (Toll)
- Average Speed of Answer

SQM Disaggregation - Analog/Benchmark

SQM Level of Disaggregation	Retail Analog/Benchmark
<ul style="list-style-type: none">• None	<ul style="list-style-type: none">• Parity by Design

SEEM Measure

SEEM Measure		
No	Tier I	
	Tier II	

SEEM Disaggregation - Analog/Benchmark

SEEM Disaggregation	SEEM Analog/Benchmark
<ul style="list-style-type: none"> • Not Applicable 	<ul style="list-style-type: none"> • Not Applicable

OS-2: Speed to Answer Performance/Percent Answered with "X" Seconds – Toll

Definition

Measurement of the percent of toll calls that are answered in less than ten seconds

Exclusions

None

Business Rules

The clock starts when the customer enters the queue and the clock stops when a BellSouth representative answers the call or the customer abandons the call. The length of each call is determined by measuring, using a scanning technique, and accumulating the elapsed time from the entry of a customer call into the BellSouth call management system queue until the customer call is abandoned or transferred to BellSouth personnel assigned to handle calls for assistance. The system makes no distinction between CLEC customers and BellSouth customers.

Calculation

The Percent Answered within "X" Seconds measurement for toll is derived by using the BellCore Statistical Answer Conversion Tables, to convert the Average Speed to Answer measure into a percent of calls answered within "X" seconds. The BellCore Conversion Tables are specific to the defined parameters of work time, number of operators, max queue size and call abandonment rates.

Report Structure

- Reported for the aggregate of BellSouth and CLECs
 - State

Data Retained (on Aggregate Basis)

- For the items below, BellSouth's Performance Measurement Analysis Platform (PMAP) receives a final computation; therefore, no raw data file is available in PMAP
- Month
- Call Type (Toll)
- Average Speed of Answer

SQM Disaggregation - Analog/Benchmark

SQM Level of Disaggregation:	Retail Analog/Benchmark:
• None	• Parity by Design

SEEM Measure

SEEM Measure		
No	Tier I	
	Tier II	

SEEM Disaggregation - Analog/Benchmark

SEEM Disaggregation	SEEM Analog/Benchmark
• Not Applicable	• Not Applicable

DA-1: Speed to Answer Performance/Average Speed to Answer – Directory Assistance (DA)

DA-1: Speed to Answer Performance/Average Speed to Answer – Directory Assistance (DA)

Definition

Measurement of the average time in seconds calls wait before answered by a DA operator.

Exclusions

None

Business Rules

The clock starts when the customer enters the queue and the clock stops when a BellSouth representative answers the call or the customer abandons the call. The length of each call is determined by measuring, using a scanning technique, and accumulating the elapsed time from the entry of a customer call into the BellSouth call management system queue until the customer call is abandoned or transferred to BellSouth personnel assigned to handle calls for assistance. The system makes no distinction between CLEC customers and BellSouth customers.

Calculation

Speed to Answer Performance/Average Speed to Answer – Directory Assistance (DA) = $a \div b$

- a = Total queue time
- b = Total calls answered

Note: Total queue time includes time that answered calls wait in queue as well as time abandoned calls wait in queue prior to abandonment.

Report Structure

- Reported for the aggregate of BellSouth and CLECs
 - State

Data Retained (on Aggregate Basis)

- For the items below, BellSouth's Performance Measurement Analysis Platform (PMAP) receives a final computation; therefore, no raw data file is available in PMAP
- Month
- Call Type (DA)
- Average Speed of Answer

SQM Level of Disaggregation - Analog/Benchmark

SQM Level of Disaggregation	Retail Analog/Benchmark
• None	• Parity by Design

SEEM Measure

SEEM Measure		
No	Tier I	
	Tier II	

SEEM Disaggregation - Analog/Benchmark

SEEM Disaggregation	SEEM Analog/Benchmark
• Not Applicable	• Not Applicable

DA-2: Speed to Answer Performance/Percent Answered within "X" Seconds – Directory Assistance (DA)

Definition

Measurement of the percent of DA calls that are answered in less than twelve seconds.

Exclusions

None

Business Rules

The clock starts when the customer enters the queue and the clock stops when a BellSouth representative answers the call or the customer abandons the call. The length of each call is determined by measuring, using a scanning technique, and accumulating the elapsed time from the entry of a customer call into the BellSouth call management system queue until the customer call is abandoned or transferred to BellSouth personnel assigned to handle calls for assistance. The system makes no distinction between CLEC customers and BellSouth customers.

Calculation

The Percent Answered within "X" Seconds measurement for DA is derived by using the BellCore Statistical Answer Conversion Tables, to convert the Average Speed to Answer measure into a percent of calls answered within "X" seconds. The BellCore Conversion Tables are specific to the defined parameters of work time, number of operators, max queue size and call abandonment rates.

Report Structure

- Reported for the aggregate of BellSouth and CLECs
 - State

Data Retained (on Aggregate Basis)

- For the items below, BellSouth's Performance Measurement Analysis Platform (PMAP) receives a final computation; therefore, no raw data file is available in PMAP.
- Month
- Call Type (DA)
- Average Speed of Answer

SQM Disaggregation - Analog/Benchmark

SQM Level of Disaggregation	Retail Analog/Benchmark
• None	• Parity by Design

SEEM Measure

SEEM Measure		
No	Tier I	
	Tier II	

SEEM Disaggregation - Analog/Benchmark

SEEM Disaggregation	SEEM Analog/Benchmark
• Not Applicable	• Not Applicable

Section 7: Database Update Information

D-1: Average Database Update Interval

Definition

This report measures the interval from receipt of the database change request to the completion of the update to the database for Line Information Database (LIDB), Directory Assistance and Directory Listings.

Exclusions

- Updates Canceled by the CLEC
- Initial update when supplemented by CLEC
- BellSouth updates associated with internal or administrative use of local services.

Business Rules

The interval for this measure begins with the date and time stamp when a service order is completed and the completion notice is released to all systems to be updated with the order information including Directory Assistance, Directory Listings, and Line Information Database (LIDB). The end time stamp is the date and time of completion of updates to the system.

For BellSouth Results:

The BellSouth computation is identical to that for the CLEC with the clarifications noted below.

Other Clarifications and Qualification:

- For LIDB, the elapsed time for a BellSouth update is measured from the point in time when the BellSouth file maintenance process makes the LIDB update information available until the date and time reported by BellSouth that database updates are completed.
- Results for the CLECs are captured and reported at the update level by Reporting Dimension (see below).
- The Completion Date is the date upon which BellSouth issues the Update Completion Notice to the CLEC.
- If the CLEC initiates a supplement to the originally submitted update and the supplement reflects changes in customer requirements (rather than responding to BellSouth initiated changes), then the update submission date and time will be the date and time of BellSouth receipt of a syntactically correct update supplement. Update activities responding to BellSouth initiated changes will not result in changes to the update submission date and time used for the purposes of computing the update completion interval.
- Elapsed time is measured in hours and hundredths of hours rounded to the nearest tenth of an hour.
- Because this should be a highly automated process, the accumulation of elapsed time continues through off-schedule, weekends and holidays; however, scheduled maintenance windows are excluded.

Calculation

Update Interval = (a - b)

- a = Completion Date & Time of Database Update
- b = Submission Date and Time of Database Change

Average Update Interval = (c ÷ d)

- c = Sum of all Update Intervals
- d = Total Number of Updates Completed During Reporting Period

Report Structure

- CLEC Specific (Under development)
- CLEC Aggregate
- BellSouth Aggregate

Data Retained

Relating to CLEC Experience	Relating to BellSouth Performance
• (Under Development)	• (Under Development)

SQM Disaggregation - Analog/Benchmark

SQM LEVEL of Disaggregation:	Retail Analog/Benchmark:
Database Type <ul style="list-style-type: none"> • LIDB • Directory Listings • Directory Assistance 	<ul style="list-style-type: none"> • Parity by Design

SEEM Measure

SEEM Measure		
No	Tier I	
	Tier II	

SEEM Disaggregation - Analog/Benchmark

SEEM Disaggregation	SEEM Analog/Benchmark
• Not Applicable	• Not Applicable

D-2: Percent Database Update Accuracy

Definition

This report measures the accuracy of database updates by BellSouth for Line Information Database (LIDB) Directory Assistance and Directory Listings using a statistically valid sample of LSRs/Orders in a manual review. This manual review is not conducted on BellSouth Retail Orders.

Exclusions

- Updates canceled by the CLEC
- Initial update when supplemented by CLEC
- CLEC orders that had CLEC errors
- BellSouth updates associated with internal or administrative use of local services.

Business Rules

For each update completed during the reporting period, the original update that the CLEC sent to BellSouth is compared to the database following completion of the update by BellSouth. An update is “completed without error” if the database completely and accurately reflects the activity specified on the original and supplemental update (e.g., orders) submitted by the CLEC. Each database (e.g., LIDB, Directory Assistance and Directory Listings) should be separately tracked and reported.

A statistically valid sample of CLEC Orders will be pulled each month. The sample will be used to test the accuracy of the database update process. This is a manual process.

Calculation

Percent Update Accuracy = $(a \div b) \times 100$

- a = Number of Updates Completed Without Error
- b = Number Updates Completed

Report Structure

- CLEC Aggregate
- CLEC Specific (not available in this report)
- BellSouth Aggregate (not available in this report)

Data Retained

Relating to CLEC Experience	Relating to BellSouth Performance
<ul style="list-style-type: none"> • Report Month • CLEC Order Number (so_nbr) and PON (PON) • Local Service Request (LSR) • Order Submission Date • Number of Orders Reviewed <p>Note: Code in parentheses is the corresponding header found in the raw data file.</p>	<ul style="list-style-type: none"> • Not Applicable

SQM Disaggregation - Analog/Benchmark

SQM LEVEL of Disaggregation	Retail Analog/Benchmark:
Database Type <ul style="list-style-type: none"> • LIDB • Directory Database 	<ul style="list-style-type: none"> • 95% Accurate

SEEM Measure

SEEM Measure		
No	Tier I	
	Tier II	

SEEM Disaggregation - Analog/Benchmark

SEEM Disaggregation	SEEM Analog/Benchmark
• Not Applicable	• Not Applicable

D-3: Percent NXXs and LRNs Loaded by the LERG Effective Date

Definition

Measurement of the percent of NXX(s) and Location Routing Numbers LRN(s) loaded and tested in new end office and/or tandem switches by the Local Exchange Routing Guide (LERG) effective date when facilities are in place. BellSouth has a single provisioning process for both NXX(s) and LRN(s). In this measure BellSouth will identify whether or not a particular NXX has been flagged as LNP capable (set triggers for dips) by the LERG effective date.

An LRN is assigned by the owner of the switch and is placed into the software translations for every switch to be used as an administrative pointer to route NXX(s) in LNP capable switches. The LRN is a result of Local Number Porting and is housed in a national database provided by the Number Portability Administration Center (NPAC). The switch owner is responsible for notifying NPAC and requesting the effective date that will be reflected in the LERG. The national database downloads routing tables into BellSouth's Service Control Point (SCP) regional databases, which are queried by switches when routing ported numbers.

The basic NXX routing process includes the addition of all NXX(s) in the response translations. This addition to response translations is what supports LRN routing. Routing instructions for all NXX(s), including LRN(s), are received from the Advance Routing & Trunking System (ARTS) and all routing, including response, is established based on the information contained in the Translation Work Instructions (TWINs) document.

Exclusions

- Activation requests where the CLEC's interconnection arrangements and facilities are not in place by the LERG effective date.
- Expedite requests

Business Rules

Data for the initial NXX(s) and LRN(s) in a local calling area will be based on the LERG effective date or completion of the initial interconnection trunk group(s), whichever is longer. Data for additional NXX(s) in the local calling area will be based on the LERG effective date. The LERG effective date is loaded into the system at the request of the CLEC. It is contingent upon the CLEC to engineer, order, and install interconnection arrangements and facilities prior to that date.

The total Count of NXX(s) and LRN(s) that were scheduled to be loaded and those that were loaded by the LERG effective date in BellSouth switches will be captured in the Work Force Administration -Dispatch In database.

Calculation

Percent NXXs/LRNs Loaded and Tested Prior to the LERG Effective Date = $(a \div b) \times 100$

- a = Count of NXXs and LRNs loaded by the LERG effective date
- b = Total NXXs and LRNs to be scheduled and loaded by the LERG effective date

Report Structure

- CLEC Specific
- CLEC Aggregate
- BellSouth (Not Applicable)

Data Retained

Relating to CLEC Experience	Relating to BellSouth Experience
<ul style="list-style-type: none"> • Company Name • Company Code • NPA/NXX • LERG Effective Date • Loaded Date 	<ul style="list-style-type: none"> • Not Applicable

SQM Disaggregation - Analog/Benchmark

SQM Level of Disaggregation	Retail Analog/Benchmark
<ul style="list-style-type: none"> Geographic scope - Region 	<ul style="list-style-type: none"> 100% by LERG effective date

SEEM Measure

SEEM Measure		
No	Tier I	
	Tier II	

SEEM Disaggregation - Analog/Benchmark

SEEM Disaggregation	SEEM Analog/Benchmark
<ul style="list-style-type: none"> Not Applicable 	<ul style="list-style-type: none"> Not Applicable

Section 8: E911

E-1: Timeliness

Definition

Measures the percent of batch orders for E911 database updates (to CLEC resale and BellSouth retail records) processed successfully within a 24-hour period.

Exclusions

- Any resale order canceled by a CLEC
- Facilities-based CLEC orders

Business Rules

The 24-hour processing period is calculated based on the date and time processing starts on the batch orders and the date and time processing stops on the batch orders. Mechanical processing starts when SCC (the BellSouth E911 vendor) receives E911 files containing batch orders extracted from the BellSouth Service Order Control System (SOCS). Processing stops when SCC loads the individual records to the E911 database. The E911 database includes updates to the Automatic Location Identification (ALI) database. The system makes no distinction between CLEC resale records and BellSouth retail records.

Calculation

$$\text{E911 Timeliness} = (a \div b) \times 100$$

- a = Number of batch orders processed within 24 hours
- b = Total number of batch orders submitted

Report Structure

Reported for the aggregate of CLEC resale updates and BellSouth retail updates

- State
- Region

Data Retained

- Report month
- Aggregate data

SQM Disaggregation - Analog/Benchmark

SQM Level of Disaggregation	Retail Analog/Benchmark
• None	• Parity by Design

SEEM Measure

SEEM Measure		
No	Tier I	
	Tier II	

SEEM Disaggregation - Analog/Benchmark

SEEM Disaggregation	SEEM Analog/Benchmark
• Not Applicable	• Not Applicable

E-1: Timeliness

E-2: Accuracy

Definition

Measures the percent of E911 telephone number (TN) record updates (to CLEC resale and BellSouth retail records) processed successfully for E911 (including the Automatic Location Identification (ALI) database).

Exclusions

- Any resale order canceled by a CLEC
- Facilities-based CLEC orders

Business Rules

Accuracy is based on the number of records processed without error at the conclusion of the processing cycle. Mechanical processing starts when SCC (the BellSouth E911 vendor) receives E911 files containing telephone number (TN) records extracted from BellSouth's Service Order Control System (SOCS). The system makes no distinction between CLEC resale records and BellSouth retail records.

Calculation

$$\text{E911 Accuracy} = (a \div b) \times 100$$

- a = Number of record individual updates processed with no errors
- b = Total number of individual record updates

Report Structure

Reported for the aggregate of CLEC resale updates and BellSouth retail updates

- State
- Region

Data Retained

- Report month
- Aggregate data

SQM Disaggregation - Analog/Benchmark

SQM Level of Disaggregation	Retail Analog/Benchmark
• None	• Parity by Design

SEEM Measure

SEEM Measure		
No	Tier I	
	Tier II	

SEEM Disaggregation - Analog/Benchmark

SEEM Disaggregation	SEEM Analog/Benchmark
• Not Applicable	• Not Applicable

E-3: Mean Interval

Definition

Measures the mean interval processing of E911 batch orders (to update CLEC resale and BellSouth retail records) including processing against the Automatic Location Identification (ALI) database.

Exclusions

- Any resale order canceled by a CLEC
- Facilities-based CLEC orders

Business Rules

The processing period is calculated based on the date and time processing starts on the batch orders and the date and time processing stops on the batch orders. Data is posted in 4-hour increments up to and beyond 24 hours. The system makes no distinction between CLEC resale records and BellSouth retail records.

Calculation

E911 Interval = (a - b)

- a = Date and time of batch order completion
- b = Date and time of batch order submission

E911 Mean Interval = (c ÷ d)

- c = Sum of all E911 Intervals
- d = Number of batch orders completed

Report Structure

Reported for the aggregate of CLEC resale updates and BellSouth retail updates

- State
- Region

Data Retained

- Report month
- Aggregate data

SQM Disaggregation - Analog/Benchmark

SQM Level of Disaggregation	Retail Analog/Benchmark
• None	• Parity by Design

SEEM Measure

SEEM Measure		
No	Tier I	
	Tier II	

SEEM Disaggregation - Analog/Benchmark

SEEM Disaggregation	SEEM Analog/Benchmark
• Not Applicable	• Not Applicable

Section 9: Trunk Group Performance

TGP-1: Trunk Group Performance-Aggregate

Definition

The Trunk Group Performance report displays, over a reporting cycle, aggregate, average trunk group blocking data for each hour of each day of the reporting cycle, for both CLEC affecting and BellSouth affecting trunk groups.

Exclusions

- Trunk Groups for which valid data is not available for an entire study period
- Duplicate trunk group information

Business Rules

The purpose of the Trunk Group Performance Report is to provide trunk blocking measurements on CLEC and BellSouth trunk groups for comparison only. It is not the intent of the report that it be used for network management and/or engineering.

Monthly Average Blocking:

- The reporting cycle includes both business and non-business days in a calendar month.
- Monthly average blocking values are calculated for each trunk group for each of the 24 time consistent hours across a reporting cycle.

Aggregate Monthly Blocking:

- Used to compare aggregate blocking across trunk groups which terminate traffic at CLEC points of presence versus BellSouth switches.
- Aggregate monthly blocking data is calculated for each hour of the day across all trunk groups assigned to a category.

Trunk Categorization:

This report displays, over a reporting cycle, aggregate, average blocking data for each hour of a day. Therefore, for each reporting cycle, 24 blocking data points are generated for two aggregate groups of selected trunk groups. These groups are CLEC affecting and BellSouth affecting trunk groups. In order to assign trunk groups to each aggregate group, all trunk groups are first assigned to a category. A trunk group's end points and the type of traffic that is transmitted on it define a category. Selected categories of trunk groups are assigned to the aggregate groups so that trunk reports can be generated. The categories to which trunk groups have been assigned for this report are as follows.

CLEC Affecting Categories:

	Point A	Point B
Category 1:	BellSouth End Office	BellSouth Access Tandem
Category 3:	BellSouth End Office	CLEC Switch
Category 4:	BellSouth Local Tandem	CLEC Switch
Category 5:	BellSouth Access Tandem	CLEC Switch
Category 10:	BellSouth End Office	BellSouth Local Tandem
Category 16:	BellSouth Tandem	BellSouth Tandem

BellSouth Affecting Categories:

	Point A	Point B
Category 9:	BellSouth End Office	BellSouth End Office

Calculation

Monthly Average Blocking:

- For each hour of the day, each day's raw data are summed across all valid measurements days in a report cycle for blocked and attempted calls.
- The sum of the blocked calls is divided by the total number of calls attempted in a reporting period.

Aggregate Monthly Blocking:

- For each hour of the day, the monthly sums of the blocked and attempted calls from each trunk group are separately aggregated over all trunk groups within each assigned category.
- The total blocked calls is divided by the total call attempts within a group to calculate an aggregate monthly blocking for each assigned group.
- The result is an aggregate monthly average blocking value for each of the 24 hours by group.
- The difference between the CLEC and BellSouth affecting trunk groups are also calculated for each hour.

Report Structure

- CLEC Aggregate
- BellSouth Aggregate
 - State

Data Retained

Relating to CLEC Experience	Relating to BellSouth Experience
<ul style="list-style-type: none"> • Report Month • Total Trunk Groups • Number of Trunk Groups by CLEC • Hourly blocking per trunk group • Hourly usage per trunk group • Hourly call attempts per trunk group 	<ul style="list-style-type: none"> • Report Month • Total Trunk Groups • Aggregate Hourly blocking per trunk group • Hourly usage per trunk group • Hourly call attempts per trunk group

SQM Disaggregation - Analog/Benchmark

SQM Level of Disaggregation	Retail Analog/Benchmark:
<ul style="list-style-type: none"> • CLEC aggregate • BellSouth aggregate 	<ul style="list-style-type: none"> • Any 2 hour period in 24 hours where CLEC blockage exceeds BellSouth blockage by more than 0.5% using trunk groups 1, 3, 4, 5, 10, 16 for CLECs and 9 for BellSouth

SEEM Measure

SEEM Measure		
Yes	Tier I	
	Tier II	X

SEEM Disaggregation - Analog/Benchmark

SEEM Disaggregation	SEEM Analog/Benchmark:
<ul style="list-style-type: none"> • CLEC aggregate • BellSouth aggregate 	<ul style="list-style-type: none"> • Any 2 hour period in 24 hours where CLEC blockage exceeds BellSouth blockage by more than 0.5% using trunk groups 1,3,4,5,10,16 for CLECs and 9 for BellSouth

TGP-2: Trunk Group Performance-CLEC Specific

Definition

The Trunk Group Performance report displays, over a reporting cycle, aggregate, average trunk group blocking data for each hour of each day of the reporting cycle, for both CLEC affecting and BellSouth affecting trunk groups.

Exclusions

- Trunk Groups for which valid data is not available for an entire study period
- Duplicate trunk group information

Business Rules

The purpose of the Trunk Group Performance Report is to provide trunk blocking measurements on CLEC and BellSouth trunk groups for comparison only. It is not the intent of the report that it be used for network management and/or engineering.

Monthly Average Blocking:

- The reporting cycle includes both business and non-business days in a calendar month.
- Monthly average blocking values are calculated for each trunk group for each of the 24 time consistent hours across a reporting cycle.

Aggregate Monthly Blocking:

- Used to compare aggregate blocking across trunk groups which terminate traffic at CLEC points of presence versus BellSouth switches.
- Aggregate monthly blocking data is calculated for each hour of the day across all trunk groups assigned to a category.

Trunk Categorization:

- This report displays, over a reporting cycle, aggregate, average blocking data for each hour of a day. Therefore, for each reporting cycle, 24 blocking data points are generated for two aggregate groups of selected trunk groups. These groups are CLEC affecting and BellSouth affecting trunk groups. In order to assign trunk groups to each aggregate group, all trunk groups are first assigned to a category. A trunk group's end points and the type of traffic that is transmitted on it define a category. Selected categories of trunk groups are assigned to the aggregate groups so that trunk reports can be generated. The categories to which trunk groups have been assigned for this report are as follows.

CLEC Affecting Categories:

	Point A	Point B
Category 1:	BellSouth End Office	BellSouth Access Tandem
Category 3:	BellSouth End Office	CLEC Switch
Category 4:	BellSouth Local Tandem	CLEC Switch
Category 5:	BellSouth Access Tandem	CLEC Switch
Category 10:	BellSouth End Office	BellSouth Local Tandem
Category 16:	BellSouth Tandem	BellSouth Tandem

BellSouth Affecting Categories:

	Point A	Point B
Category 9:	BellSouth End Office	BellSouth End Office

Calculation:

Monthly Average Blocking:

- For each hour of the day, each day's raw data are summed across all valid measurements days in a report cycle for blocked and attempted calls.
- The sum of the blocked calls is divided by the total number of calls attempted in a reporting period.

Aggregate Monthly Blocking:

- For each hour of the day, the monthly sums of the blocked and attempted calls from each trunk group are separately aggregated over all trunk groups within each assigned category.
- The total blocked calls is divided by the total call attempts within a group to calculate an aggregate monthly blocking for each assigned group.
- The result is an aggregate monthly average blocking value for each of the 24 hours by group.
- The difference between the CLEC and BellSouth affecting trunk groups are also calculated for each hour.

Report Structure

- CLEC Specific
 - State

Data Retained

Relating to CLEC Experience	Relating to BellSouth Experience
<ul style="list-style-type: none"> • Report Month • Total Trunk Groups • Number of Trunk Groups by CLEC • Hourly blocking per trunk group • Hourly usage per trunk group • Hourly call attempts per trunk group 	<ul style="list-style-type: none"> • Report Month • Total Trunk Groups • Aggregate Hourly blocking per trunk group • Hourly usage per trunk group • Hourly call attempts per trunk group

SQM Disaggregation - Analog/Benchmark

SQM Level of Disaggregation	Retail Analog/Benchmark:
<ul style="list-style-type: none"> • CLEC trunk group 	<ul style="list-style-type: none"> • Any 2 hour period in 24 hours where CLEC blockage exceeds BellSouth blockage by more than 0.5% using trunk groups 1, 3, 4, 5, 10, 16 for CLECs and 9 for BellSouth

SEEM Measure

SEEM Measure		
Yes	Tier I	X
	Tier II	

SEEM Disaggregation - Analog/Benchmark

SEEM Disaggregation	SEEM Analog/Benchmark:
<ul style="list-style-type: none"> • CLEC trunk group • BellSouth trunk group 	<ul style="list-style-type: none"> • Any 2 hour period in 24 hours where CLEC blockage exceeds BellSouth blockage by more than 0.5% using trunk groups 1, 3, 4, 5, 10, 16 for CLECs and 9 for BellSouth

Section 10: Collocation

C-1: Collocation Average Response Time

Definition

Measures the average time (counted in calendar days) from the receipt of a complete and accurate collocation application (including receipt of application fee if required) to the date BellSouth returns a response electronically or in writing. Within 10 calendar days after having received a bona fide application for physical collocation, BellSouth must respond as to whether space is available or not.

Exclusions

Any application canceled by the CLEC

Business Rules

The clock starts on the date that BellSouth receives a complete and accurate collocation application accompanied by the appropriate application fee if required. The clock stops on the date that BellSouth returns a response. The clock will restart upon receipt of changes to the original application request.

Calculation

Response Time = (a - b)

- a = Request Response Date
- b = Request Submission Date

Average Response Time = (c ÷ d)

- c = Sum of all Response Times
- d = Count of Responses Returned within Reporting Period

Report Structure

- Individual CLEC (alias) aggregate
- Aggregate of all CLECs

Data Retained

- Report period
- Aggregate data

SQM Disaggregation - Analog/Benchmark

Level of Disaggregation	Retail Analog/Benchmark
<ul style="list-style-type: none">• State• Virtual-Initial• Virtual-Augment• Physical Caged-Initial• Physical Caged-Augment• Physical-Cageless-Initial• Physical Cageless-Augment	<ul style="list-style-type: none">• Virtual - 20 Calendar Days• Physical Caged - 30 Calendar Days• Physical Cageless - 30 Calendar Days

SEEM Measure

SEEM Measure		
No	Tier I	
	Tier II	

SEEM Disaggregation - Analog/Benchmark

SEEM Disaggregation	SEEM Analog/Benchmark
• Not Applicable	• Not Applicable

C-2: Collocation Average Arrangement Time

Definition

Measures the average time (counted in calendar days) from receipt of a complete and accurate Bona Fide firm order (including receipt of appropriate fee if required) to the date BellSouth completes the collocation arrangement and notifies the CLEC.

Exclusions

Any Bona Fide firm order canceled by the CLEC

Business Rules

The clock starts on the date that BellSouth receives a complete and accurate Bone Fide firm order accompanied by the appropriate fee. The clock stops on the date that BellSouth completes the collocation arrangement and notifies the CLEC.

Calculation

Arrangement Time = (a - b)

- a = Date Collocation Arrangement is Complete
- b = Date Order for Collocation Arrangement Submitted

Average Arrangement Time = (c ÷ d)

- c = Sum of all Arrangement Times
- d = Total Number of Collocation Arrangements Completed during Reporting Period.

Report Structure

- Individual CLEC (alias) aggregate
- Aggregate of all CLECs

Data Retained

- Report period
- Aggregate data

SQM Disaggregation - Retail Analog/Benchmark

SQM Level of Disaggregation	Retail Analog/Benchmark
<ul style="list-style-type: none"> • State • Virtual-Initial • Virtual-Augment • Physical Caged-Initial • Physical Caged-Augment • Physical Cageless-Initial • Physical Cageless-Augment 	<ul style="list-style-type: none"> • Virtual - 50 Calendar Days (Ordinary) • Virtual - 75 Calendar Days (Extraordinary) • Physical Caged - 90 Calendar Days (Ordinary) • Physical Caged - 130 Calendar Days (Extraordinary) • Physical Cageless - 90 Calendar Days (Ordinary) • Physical Cageless - 130 Calendar Days (Extraordinary)

SEEM Measure

SEEM Measure		
No	Tier I	
	Tier II	

SEEM Disaggregation - Analog/Benchmark

SEEM Disaggregation	SEEM Analog/Benchmark:
• Not Applicable	• Not Applicable

C-3: Collocation Percent of Due Dates Missed

Definition

Measures the percent of missed due dates for both virtual and physical collocation arrangements.

Exclusions

Any Bona Fide firm order canceled by the CLEC

Business Rules

Percent Due Dates Missed is the percent of total collocation arrangements which BellSouth is unable to complete by end of the BellSouth committed due date. The clock starts on the date that BellSouth receives a complete and accurate Bona Fide firm order accompanied by the appropriate fee if required. The arrangement is considered a missed due date if it is not completed on or before the committed due date.

Calculation

$$\% \text{ of Due Dates Missed} = (a \div b) \times 100$$

- a = Number of Completed Orders that were not completed within BellSouth Committed Due Date during Reporting Period
- b = Number of Orders Completed in Reporting Period

Report Structure

- Individual CLEC (alias) aggregate
- Aggregate of all CLECs

Data Retained

- Report period
- Aggregate data

SQM Disaggregation - Analog/Benchmark

SQM Level of Disaggregation	Retail Analog/Benchmark
<ul style="list-style-type: none"> • State • Virtual-Initial • Virtual-Augment • Physical Caged-Initial • Physical Caged-Augment • Physical Cageless-Initial • Physical Cageless-Augment 	<ul style="list-style-type: none"> • $\geq 95\%$ on time

SEEM Measure

SEEM Measure		
Yes	Tier I	X
	Tier II	X

SEEM Disaggregation - Analog/Benchmark

SEEM Disaggregation	SEEM Analog/Benchmark
<ul style="list-style-type: none"> • All Collocation Arrangements 	<ul style="list-style-type: none"> • $\geq 95\%$ on time.

Section 11: Change Management

CM-1: Timeliness of Change Management Notices

Definition

Measures whether CLECs receive required software release notices on time to prepare for BellSouth interface/system changes so CLEC interfaces are not impaired by change.

Exclusions

- Changes to release dates for reasons outside BellSouth control, such as the system software vendor changes. For example: a patch to fix a software problem.
- Type 6 Change Requests (Defects/Expedites), as defined by the Change Control Process (CCP)

Business Rules

This metric is designed to measure the percent of change management notices sent to the CLECs according to notification standards and time frames set forth in the Change Control Process. The CCP is used by BellSouth and the CLECs to manage requested changes to the BellSouth Local Interfaces.

The clock starts on the notification date. The clock stops on the software release date. When project events occur (scope changes, analysis information, etc.), the software release date may change. A revised notification would be required and the clock would restart. Based on release constraints for defects/expedites, notification may be less than the agreed upon interval in the CCP for new features.

Calculation

Timeliness of Change Management Notices = $(a \div b) \times 100$

- a = Total number of Change Management Notifications Sent Within Required Time frames
- b = Total Number of Change Management Notifications Sent

Report Structure

- BellSouth Aggregate

Data Retained

- Report Period
- Notice Date
- Release Date

SQM Level of Disaggregation - Analog/Benchmark

SQM Level of Disaggregation	Retail Analog/Benchmark:
• Region	• 95% \geq 30 days of Release

SEEM Measure

SEEM Measure		
Yes	Tier I	
	Tier II	X

SEEM Disaggregation - Analog/Benchmark

SEEM Disaggregation	SEEM Analog/Benchmark
• Region	• 95% \geq 30 days of Release

CM-2: Change Management Notice Average Delay Days

Definition

Measures the average delay days for change management system release notices sent outside the time frame set forth in the Change Control Process.

Exclusions

- Changes to release dates for reasons outside BellSouth control, such as the system vendor
- Type 6 Change Requests (Defects/Expedites), as defined by the Change Control Process

Business Rules

This metric is designed to measure the percent of change management notices sent to the CLECs according to notification standards and time frames set forth in the Change Control Process. The CCP is used by BellSouth and the CLECs to manage requested changes to the BellSouth Local Interfaces.

The clock starts on the notification due date. The clock stops on the software release date. When project events occur (scope changes, analysis information, etc.), the software release date may change. A revised notification would be required and the clock would restart. Based on release constraints for defects/expedites, notification may be less than the agreed upon interval in the CCP for new features.

Calculation

Change Management Notice Delay Days = (a - b)

- a = Date Notice Sent
- b = Date Notice Due

Change Management Notice Average Delay Days = (c ÷ d)

- c = Sum of all Change Management Notice Delay Days
- d = Total Number of Notices Sent Late

Report Structure

- BellSouth Aggregate

Data Retained

- Report Period
- Notice Date
- Release Date

SQM Disaggregation - Analog/Benchmark

SQM Level of Disaggregation:	Retail Analog/Benchmark:
• Region	• 90% ≤ 8 Days

SEEM Measure

SEEM Measure		
No	Tier I	
	Tier II	

SEEM Disaggregation - Analog/Benchmark

SEEM Disaggregation	SEEM Analog/Benchmark
• Not Applicable	• Not Applicable

CM-3: Timeliness of Documents Associated with Change

Definition

Measures whether CLECs received requirements or business rule documentation on time to prepare for BellSouth interface/system changes so CLEC interfaces are not impaired by change.

Exclusions

- Documentation for release dates that slip less than 30 days for reasons outside BellSouth control, such as changes due to Regulatory mandate or CLEC request.
- Type 6 Change Requests (Defects/Expedites), as defined by the Change Control Process.

Business Rules

This metric is designed to measure the percent of requirements or business rule documentation sent to the CLECs according to documentation standards and time frames set forth in the Change Control Process. The CCP is used by BellSouth and the CLECs to manage requested changes to the BellSouth Local Interfaces.

The clock starts on the business rule documentation release date. The clock stops on the software release date. When project events occur (scope changes, analysis information, etc.), the software release date may change. Revisions to documentation could be required and the clock would restart.

Calculation

$$\text{Timeliness of Documents Associated with Change} = (a \div b) \times 100$$

- a = Change Management Documentation Sent Within Required Time frames after Notices
- b = Total Number of Change Management Documentation Sent

Report Structure

- BellSouth Aggregate

Data Retained

- Report Period
- Notice Date
- Release Date

SQM Level of Disaggregation - Analog/Benchmark

SQM Level of Disaggregation	Retail Analog/Benchmark
<ul style="list-style-type: none"> • Region 	<ul style="list-style-type: none"> • 95% ≥ 30 days if new features coding is required • 95% ≥ 5 days for documentation defects, corrections or clarifications

SEEM Measure

SEEM Measure		
Yes	Tier I	
	Tier II	X

SEEM Disaggregation - Analog/Benchmark

SEEM Disaggregation	SEEM Analog/Benchmark
<ul style="list-style-type: none"> • Region 	<ul style="list-style-type: none"> • 95% ≥ 30 days of the change

CM-4: Change Management Documentation Average Delay Days

Definition

Measures the average delay days for requirements or business rule documentation sent outside the time frames set forth in the Change Control Process.

Exclusions

- Documentation for release dates that slip less than 30 days for reasons outside BellSouth control, such as changes due to Regulatory mandate or CLEC request.
- Type 6 Change Requests (Defects/Expedites), as defined by the Change Control Process.

Business Rules

This metric is designed to measure the percent of requirements or business rule documentation sent to the CLECs according to documentation standards and time frames set forth in the Change Control Process. The CCP is used by BellSouth and the CLECs to manage requested changes to the BellSouth Local Interfaces.

The clock starts on the business rule documentation release date. The clock stops on the software release date. When project events occur (scope changes, analysis information, etc.), the software release date may change. Revisions to documentation could be required and the clock would restart.

Calculation

Change Management Documentation Delay Days = (a - b)

- a = Date Documentation Provided
- b = Date Documentation Due

Change Management Documentation Average Delay Days = (c ÷ d)

- c = Sum of all CM Documentation Delay Days
- d = Total Change Management Documents Sent

Report Structure

- BellSouth Aggregate

Data Retained

- Report Period
- Notice Date
- Release Date

SQM Level of Disaggregation - Analog/Benchmark

SQM Level of Disaggregation	Retail Analog/Benchmark:
• Region	• 90% ≤ 8 Days

SEEM Measure

SEEM Measure		
No	Tier I	
	Tier II	

SEEM Disaggregation - Analog/Benchmark

SEEM Disaggregation	SEEM Analog/Benchmark
• Not Applicable	• Not Applicable

CM-5: Notification of CLEC Interface Outages

Definition

Measures the time it takes BellSouth to notify the CLEC of an outage of an interface.

Exclusions

None

Business Rules

This measure is designed to notify the CLEC of interface outages within 15 minutes of BellSouth's verification that an outage has taken place. This metric will be expressed as a percentage.

Calculation

Notification of CLEC Interface Outages = $(a \div b) \times 100$

- a = Number of Interface Outages where CLECS are notified within 15 minutes
- b = Total Number of Interface Outages

Report Structure

- CLEC Aggregate

Data Retained

Relating to CLEC Experience	Relating to BellSouth Experience
<ul style="list-style-type: none"> • Number of Interface Outages • Number of Notifications \leq 15 minutes 	<ul style="list-style-type: none"> • Not Applicable

SQM Level of Disaggregation - Analog/Benchmark

SQM Level of Disaggregation	Retail Analog/Benchmark
<ul style="list-style-type: none"> • By interface type for all interfaces accessed by CLECs 	<ul style="list-style-type: none"> • 97% in 15 Minutes

Interface	Applicable to
EDI	CLEC
CSOTS	CLEC
LENS	CLEC
TAG	CLEC
ECTA	CLEC
TAFI	CLEC/BellSouth

SEEM Measure

SEEM Measure		
No	Tier I	
	Tier II	

SEEM Disaggregation - Analog/Benchmark

SEEM Disaggregation	SEEM Analog/Benchmark
• Not Applicable	• Not Applicable

Appendix A: Reporting Scope

A-1: Standard Service Groupings

See individual reports in the body of the SQM.

A-2: Standard Service Order Activities

These are the generic BellSouth/CLEC service order activities which are included in the Pre-Ordering, Ordering, and Provisioning sections of this document. It is not meant to indicate specific reporting categories.

Service Order Activity Types

- Service Migrations Without Changes
- Service Migrations With Changes
- Move and Change Activities
- Service Disconnects (Unless noted otherwise)
- New Service Installations

Pre-Ordering Query Types

- Address
- Telephone Number
- Appointment Scheduling
- Customer Service Record
- Feature Availability
- Service Inquiry

Maintenance Query Types:

TAFI - TAFI queries the systems below

- CRIS
- March
- Predictor
- LMOS
 - DLR
 - DLETH
 - LMOSupd
- LNP
- NIW
- OSPCM
- SOCS

Report Levels

- CLEC RESH
- CLEC State
- CLEC Region
- Aggregate CLEC State

- Aggregate CLEC Region
- BellSouth State
- BellSouth Region

Appendix B: Glossary of Acronyms and Terms

Symbols used in calculations

- Σ A mathematical symbol representing the sum of a series of values following the symbol.
- A mathematical operator representing subtraction.
- + A mathematical operator representing addition.
- \div A mathematical operator representing division.
- < A mathematical symbol that indicates the metric on the left of the symbol is less than the metric on the right.
- \leq A mathematical symbol that indicates the metric on the left of the symbol is less than or equal to the metric on the right.
- > A mathematical symbol that indicates the metric on the left of the symbol is greater than the metric on the right.
- \geq A mathematical symbol that indicates the metric on the left of the symbol is greater than or equal to the metric on the right.
- () Parentheses, used to group mathematical operations which are completed before operations outside the parentheses.

A

ACD: Automatic Call Distributor - A service that provides status monitoring of agents in a call center and routes high volume incoming telephone calls to available agents while collecting management information on both callers and attendants.

Aggregate: Sum total of all items in like category, e.g. CLEC aggregate equals the sum total of all CLECs' data for a given reporting level.

ALEC: Alternative Local Exchange Company = FL CLEC

ADSL: Asymmetrical Digital Subscriber Line

ASR: Access Service Request - A request for access service terminating delivery of carrier traffic into a Local Exchange Carrier's network.

ATLAS: Application for Telephone Number Load Administration System - The BellSouth Operations System used to administer the pool of available telephone numbers and to reserve selected numbers from the pool for use on pending service requests/service orders.

ATLASTN: ATLAS software contract for Telephone Number.

Auto Clarification: The number of LSRs that were electronically rejected from LESOG and electronically returned to the CLEC for correction.

B

BFR: Bona Fied Request

BILLING: The process and functions by which billing data is collected and by which account information is processed in order to render accurate and timely billing.

BOCRIS: Business Office Customer Record Information System (Front-end to the CRIS database.)

BRI: Basic Rate ISDN

BRC: Business Repair Center – The BellSouth Business Systems trouble receipt center which serves large business and CLEC customers.

BellSouth : BellSouth Telecommunications, Inc.

C

CABS: Carrier Access Billing System

CCC: Coordinated Customer Conversions

CCP: Change Control Process

Centrex: A business telephone service, offered by local exchange carriers, which is similar to a Private Branch Exchange (PBX) but the switching equipment is located in the telephone company Central Office (CO).

CKTID: A unique identifier for elements combined in a service configuration

CLEC: Competitive Local Exchange Carrier

CLP: Competitive Local Provider = NC CLEC

CM: Change Management

CMDS: Centralized Message Distribution System - Telcordia administered national system used to transfer specially formatted messages among companies.

COFFI: Central Office Feature File Interface - Provides information about USOCs and class of service. COFFI is a part of DOE/SONGS. It indicates all services available to a customer.

CRIS: Customer Record Information System - The BellSouth proprietary corporate database and billing system for non-access customers and services.

CRSACCTS: CRIS software contract for CSR information

CRSG: Complex Resale Support Group

C-SOTS: CLEC Service Order Tracking System

CSR: Customer Service Record

CTTG: Common Transport Trunk Group - Final trunk groups between BellSouth & Independent end offices and the BellSouth access tandems.

D

DA: Directory Assistance

DESIGN: Design Service is defined as any Special or Plain Old Telephone Service Order which requires BellSouth Design Engineering Activities.

DISPOSITION & CAUSE: Types of trouble conditions, e.g. No Trouble Found, Central Office Equipment, Customer Premises Equipment, etc.

DLETH: Display Lengthy Trouble History - A history report that gives all activity on a line record for trouble reports in LMOS.

DLR: Detail Line Record - All the basic information maintained on a line record in LMOS, e.g. name, address, facilities, features etc.

DS-0: The worldwide standard speed for one digital voice signal (64000 bps).

DS-1: 24 DS-0s (1.544Mb/sec., i.e. carrier systems)

DOE: Direct Order Entry System - An internal BellSouth service order entry system used by BellSouth Service Representatives to input business service orders in BellSouth format.

DSAP: DOE (Direct Order Entry) Support Application - The BellSouth Operations System which assists a Service Representative or similar carrier agent in negotiating service provisioning commitments for non-designed services and Unbundled Network Elements.

DSAPDDI: DSAP software contract for schedule information.

DSL: Digital Subscriber Line

DUI: Database Update Information

E

E911: Provides callers access to the applicable emergency services bureau by dialing a 3-digit universal telephone number.

EDI: Electronic Data Interchange - The computer-to-computer exchange of inter and/or intra-company business documents in a public standard format.

ESSX: BellSouth Centrex Service

F

Fatal Reject: The number of LSRs that were electronically rejected from LEO, which checks to see if the LSR has all the required fields correctly populated.

Flow-Through: In the context of this document, LSRs submitted electronically via the CLEC mechanized ordering process that flow through to the BellSouth OSS without manual or human intervention.

FOC: Firm Order Confirmation - A notification returned to the CLEC confirming that the LSR has been received and accepted, including the specified commitment date.

FX: Foreign Exchange

G**H**

HAL: “Hands Off” Assignment Logic - Front end access and error resolution logic used in interfacing BellSouth Operations Systems such as ATLAS, BOCRIS, LMOS, PSIMS, RSAG and SOCS.

HALCRIS: HAL software contract for CSR information

HDSL: High Density Subscriber Loop/Line

I

ILEC: Incumbent Local Exchange Company

INP: Interim Number Portability

ISDN: Integrated Services Digital Network

IPC: Interconnection Purchasing Center

L

LAN: Local Area Network

LAUTO: The automatic processor in the LNP Gateway that validates LSRs and issues service orders.

LCSC: Local Carrier Service Center - The BellSouth center which is dedicated to handling CLEC LSRs, ASRs, and Pre-ordering transactions along with associated expedite requests and escalations.

Legacy System: Term used to refer to BellSouth Operations Support Systems (see OSS)

LENS: Local Exchange Negotiation System - The BellSouth LAN/web server/OS application developed to provide both preordering and ordering electronic interface functions for CLECs.

LEO: Local Exchange Ordering - A BellSouth system which accepts the output of EDI, applies edit and formatting checks, and reformats the Local Service Requests in BellSouth Service Order format.

LERG: Local Exchange Routing Guide

LESOG: Local Exchange Service Order Generator - A BellSouth system which accepts the service order output of LEO and enters the Service Order into the Service Order Control System using terminal emulation technology.

LFACS: Loop Facilities Assessment and Control System

LIDB: Line Information Database

LMOS: Loop Maintenance Operations System - A BellSouth Operations System that stores the assignment and selected account information for use by downstream OSS and BellSouth personnel during provisioning and maintenance activities.

LMOS HOST: LMOS host computer

LMOSupd: LMOS updates

LMU: Loop Make-up

LMUS: Loop Make-up Service Inquiry

LNP: Local Number Portability - In the context of this document, the capability for a subscriber to retain his current telephone number as he transfers to a different local service provider.

LOOPS : Transmission paths from the central office to the customer premises.

LRN: Location Routing Number

LSR: Local Service Request – A request for local resale service or unbundled network elements from a CLEC.

M

Maintenance & Repair: The process and function by which trouble reports are passed to BellSouth and by which the related service problems are resolved.

MARCH: BellSouth Operations System which accepts service orders, interprets the coding contained in the service order image, and constructs the specific switching system Recent Change command messages for input into end office switches.

N

NBR: New Business Request

NC: “No Circuits” - All circuits busy announcement.

NIW: Network Information Warehouse

NMLI: Native Mode LAN Interconnection

NPA: Numbering Plan Area

NXX: The “exchange” portion of a telephone number.

O

OASIS: Obtain Availability Services Information System - A BellSouth front-end processor, which acts as an interface between COFFI and RNS. This system takes the USOCs in COFFI and translates them to English for display in RNS.

OASISBSN: OASIS software contract for feature/service

OASISCAR: OASIS software contract for feature/service

OASISLPC: OASIS software contract for feature/service

OASISMTN: OASIS software contract for feature/service

OASISNET: OASIS software contract for feature/service

OASISOCP: OASIS software contract for feature/service

ORDERING: The process and functions by which resale services or unbundled network elements are ordered from BellSouth as well as the process by which an LSR or ASR is placed with BellSouth.

OSPCM: Outside Plant Contract Management System - Provides Scheduling Information.

OSS: Operations Support System - A support system or database which is used to mechanize the flow or performance of work. The term is used to refer to the overall system consisting of hardware complex, computer operating system(s), and application which is used to provide the support functions.

OUT OF SERVICE: Customer has no dial tone and cannot call out.

P

PMAP: Performance Measurement Analysis Platform

PON: Purchase Order Number

POTS: Plain Old Telephone Service

PREDICTOR: The BellSouth Operations system which is used to administer proactive maintenance and rehabilitation activities on outside plant facilities, provide access to selected work groups (e.g. RRC & BRC) to Mechanized Loop Testing and switching system I/O ports, and provide certain information regarding the attributes and capabilities of outside plant facilities.

Preordering: The process and functions by which vital information is obtained, verified, or validated prior to placing a service request.

PRI: Primary Rate ISDN

Provisioning: The process and functions by which necessary work is performed to activate a service requested via an LSR or ASR and to initiate the proper billing and accounting functions.

PSIMS: Product/Service Inventory Management System - A BellSouth database Operations System which contains availability information on switching system features and capabilities and on BellSouth service availability. This database is used to verify the availability of a feature or service in an NXX prior to making a commitment to the customer.

PSIMSORB: PSIMS software contract for feature/service.

Q

R

RNS: Regional Negotiation System - An internal BellSouth service order entry system used by BellSouth Consumer Services to input service orders in BellSouth format.

ROS: Regional Ordering System

RRC: Residence Repair Center - The BellSouth Consumer Services trouble receipt center which serves residential customers.

RSAG: Regional Street Address Guide - The BellSouth database, which contains street addresses validated to be accurate with state and local governments.

RSAGADDR: RSAG software contract for address search.

RSAGTN: RSAG software contract for telephone number search.

S

SAC: Service Advocacy Center

SEEM: Self Effectuating Enforcement Mechanism

SOCS: Service Order Control System - The BellSouth Operations System which routes service order images among BellSouth drop points and BellSouth Operations Systems during the service provisioning process.

SOIR: Service Order Interface Record - any change effecting activity to a customer account by service order that impacts 911/E911

SONGS: Service Order Negotiation and Generation System.

T

TAFI: Trouble Analysis Facilitation Interface - The BellSouth Operations System that supports trouble receipt center personnel in taking and handling customer trouble reports.

TAG: Telecommunications Access Gateway – TAG was designed to provide an electronic interface, or machine-to-machine interface for the bi-directional flow of information between BellSouth’s OSSs and participating CLECs.

TN: Telephone Number

Total Manual Fallout: The number of LSRs which are entered electronically but require manual entering into a service order generator.

U

UNE: Unbundled Network Element

UCL: Unbundled Copper Link

USOC: Universal Service Order Code

V**W**

WATS: Wide Area Telephone Service

WFA: Work Force Administration

WMC: Work Management Center

WTN: Working Telephone Number.

X

Y

Z

Appendix C: BellSouth Audit Policy

C-1: BellSouth's Internal Audit Policy

BellSouth's internal efforts to make certain that the reports produced by the PMAP platform are of the highest accuracy has been formalized into a Performance Measurements Quality Assurance Plan (PMQAP) that documents and augments existing quality assurance processes integral to the production and validation of Performance Measurements data.

The plan consists of three sections:

1. Change Control addresses the quality assurance steps involved in the introduction of new measurements and changes to existing measurements.
2. Production addresses the quality assurance steps used to create monthly SQM reports.
3. Monthly Validation addresses the quality assurance steps used to ensure accurate posting of monthly results.

The BellSouth PMQAP will ensure that BellSouth effectively and consistently provides accurate performance measurements data for the activities included in the SQM. The BellSouth Internal Audit department will audit this plan and its quality assurance steps annually, beginning in 4Q01.

C-2: BellSouth's External Audit Policy

BellSouth currently provides many CLECs with audit rights as a part of their individual interconnection agreements. BellSouth has developed a proposed Audit Plan for use by the parties to an audit. If requested by a Public Service Commission or by a CLEC exercising contractual audit rights, BellSouth will agree to undergo a comprehensive audit of the current year aggregate level reports for both BellSouth and the CLECs for each of the next five (5) years (2001 - 2005), to be conducted by an independent third party auditor. The results of audits will be made available to all the parties subject to proper safeguards to protect proprietary information. Requested audits include the following specifications:

1. The cost shall be borne 50% by BellSouth and 50% by the CLECs.
2. The independent third party auditor shall be selected with input from BellSouth, the PSC, if applicable, and the CLEC(s).
3. BellSouth, the PSC and the CLECs shall jointly determine the scope of the audit.

These comprehensive audits are intended to provide the basis for the PSCs and CLECs to determine that the SQM and PMAP produce accurate data that reflects each States Order for performance measurements. Once this has been verified by an initial audit, the BellSouth PMQAP will provide the basis for future audits.

**AMENDMENT
TO THE
AGREEMENT BETWEEN
XSPEDIUS CORPORATION AND
BELLSOUTH TELECOMMUNICATIONS, INC.
DATED JANUARY 1, 2000**

Pursuant to this Agreement, (the "Amendment"), Xspedius Corporation, ("Xspedius"), a Delaware corporation on behalf of itself, and BellSouth Telecommunications, Inc. ("BellSouth"), a Georgia corporation, having an office at 675 W. Peachtree Street, Atlanta, Georgia, 30375, on behalf of itself, hereinafter referred to collectively as the "Parties," hereby agree to amend that certain Physical Collocation Master Agreement between the Parties dated January 1, 2000 ("Agreement").

WHEREAS, BellSouth and Xspedius entered into the Agreement on January 1, 2000, and;

WHEREAS, the Parties desire to amend the Agreement to change Use of Space, Equipment Type, Shared Use, Co-Carrier Cross Connect, Acceptance Walk Through, and Power language; and to change Cross Connect Rates for the states of Alabama, Florida, Georgia, Kentucky, Louisiana, Mississippi, North Carolina, South Carolina and Tennessee.

NOW THEREFORE, in consideration of the mutual provisions contained herein and other good and valuable consideration, the receipt and sufficiency of which are hereby acknowledged, the Parties hereby covenant and agree as follows:

1. The Parties agree that Attachment 4-Physical Collocation of the Interconnection Agreement between Xspedius and BellSouth is hereby amended to replace Section 1.3 with the following:

1.3 Use of Space. Xspedius shall use the Collocation Space for the purposes of installing, maintaining and operating Xspedius' equipment (to include testing, monitoring and remote management of equipment) necessary for interconnection with BellSouth services and facilities or for accessing BellSouth unbundled network elements for the provision of telecommunications services, as specifically set forth in this Attachment. The Collocation Space may be used for no other purposes except as specifically described herein or in any amendment hereto.

2. The Parties agree that Attachment 4-Physical Collocation of the Interconnection Agreement between Xspedius and BellSouth is hereby amended to replace Section 5.1 with the following:

5.1 Equipment Type. BellSouth permits the collocation of any type of equipment necessary for interconnection to BellSouth's network or for access to BellSouth's unbundled network elements in the provision of telecommunications services, as the term "necessary" is defined by FCC 47 C.F.R. Section 51.323 (b). The primary purpose and function of any equipment collocated in a Premises must be for interconnection to BellSouth's network or for access to BellSouth's unbundled

network elements in the provision of telecommunications services, and does not disallow CLEC to CLEC cross connects to accomplish same.

5.1.1 Examples of equipment that would not be considered necessary include but are not limited to: Traditional circuit switching equipment, equipment used exclusively for call-related databases, computer servers used exclusively for providing information services, operations support system (OSS) equipment used to support CLEC network operations, equipment that generates customer orders, manages trouble tickets or inventory, or stores customer records in centralized databases, etc. BellSouth will determine upon receipt of an application if the requested equipment is necessary based on the criteria established by the FCC. Multifunctional equipment placed on BellSouth's Premises must not place any greater relative burden on BellSouth's property than comparable single-function equipment. BellSouth reserves the right to permit collocation of any equipment on a nondiscriminatory basis.

5.1.2 Such equipment must, at a minimum, meet the following Telcordia Network Equipment Building Systems (NEBS) General Equipment Requirements: Criteria Level 1 requirements as outlined in the Telcordia Special Report SR-3580, Issue 1; equipment design spatial requirements per GR-63-CORE, Section 2; thermal heat dissipation per GR-063-CORE, Section 4, Criteria 77-79; acoustic noise per GR-063-CORE, Section 4, Criterion 128, and National Electric Code standards. Except where otherwise required by a Commission, BellSouth shall comply with the applicable FCC rules relating to denial of collocation based on Xspedius' failure to comply with this Section. BellSouth shall be held to these same standards, no more no less than Xspedius equipment. If there is a question as to Xspedius' equipment, BellSouth must produce records and/or statements stating that its equipment in the central office is up to the standards BellSouth is demanding of Xspedius' equipment.

5.1.3 Xspedius shall not use the Collocation Space for marketing purposes nor shall it place any identifying signs or markings in the area surrounding the Collocation Space or on the grounds of the BellSouth Premises.

5.1.4 Xspedius shall place a plaque or other identification affixed to Xspedius' equipment necessary to identify Xspedius' equipment, including a list of emergency contacts with telephone numbers.

3. The Parties agree that Attachment 4-Physical Collocation of the Interconnection Agreement between Xspedius and BellSouth is hereby amended to replace Section 5.3 with the following:

5.3 Shared Use. Xspedius may utilize spare capacity on an existing interconnector entrance facility for the purpose of providing an entrance facility to Xspedius' collocation arrangement within the same BellSouth Premises. BellSouth shall allow the splice, provided that the fiber is non-working fiber. Xspedius must arrange with BellSouth for BellSouth to splice the Xspedius provided riser cable

to the spare capacity on the entrance facility. The rates set forth in Exhibit A will apply. If Xspedius desires to allow another CLEC to use its entrance facilities, additional rates, terms and conditions will apply and shall be negotiated between the Parties.

4. The Parties agree that Attachment 4-Physical Collocation of the Interconnection Agreement between Xspedius and BellSouth is hereby amended to replace Section 5.6 with the following:

- 5.6 Co-Carrier Cross Connect (CCXC). The primary purpose of collocating CLEC equipment is to interconnect with BellSouth's network or access BellSouth's unbundled network elements for the provision of telecommunications services. BellSouth will permit Xspedius to interconnect between its virtual or physical collocation arrangements and those of another collocated CLEC whose Agreement contains rates, terms and conditions for CCXC language. At no point in time shall Xspedius use the Collocation Space for the sole or primary purpose of cross connecting to other CLECs.

- 5.6.1 Xspedius must use a BellSouth Certified Supplier to place the CCXC. The CCXC shall be provisioned through facilities owned by Xspedius. Such connections to other carriers may be made using either optical or electrical facilities. Xspedius may deploy such optical or electrical connections directly between its own facilities and the facilities of other CLEC(s) without being routed through BellSouth equipment. If either collocation arrangement is a virtual collocation arrangement, the CLEC having the virtual collocation arrangement must either have sufficient terminations for the CCXC cable or must provide additional termination equipment in its arrangement. Xspedius and the other CLEC shall not intermingle their equipment within a virtual collocation arrangement. Xspedius may not self-provision CCXC on any BellSouth distribution frame, Pot Bay, DSX or LGX. Xspedius is responsible for ensuring the integrity of the signal.

- 5.6.2 Xspedius shall be responsible for providing written authorization to BellSouth from the other CLEC prior to installing the CCXC. Xspedius-provisioned CCXC shall utilize common cable support structure. There will be a recurring charge per linear foot, per cable of common cable support structure used. In the case of two contiguous caged collocation arrangements, Xspedius may have the option of constructing its own dedicated support structure.

- 5.6.3 To order CCXCs Xspedius must submit an Initial Application or Subsequent Application.

5. The Parties agree that Attachment 4-Physical Collocation of the Interconnection Agreement between Xspedius and BellSouth is hereby amended to replace Section 6.4.3 with the following:

- 6.4.3 Acceptance Walk Through. Xspedius will schedule and complete an acceptance walkthrough of each Collocation Space with BellSouth within

fifteen (15) calendar days of BellSouth's notifying Xspedius that the collocation space is ready for occupancy ("Space Ready Date"). In the event that Xspedius fails to complete an acceptance walkthrough within this fifteen (15) day interval, the Collocation Space shall be deemed accepted by Xspedius. BellSouth will correct any deviations to Xspedius' original or jointly amended requirements within seven (7) calendar days after the walkthrough, unless the Parties jointly agree upon a different time frame.

6. The Parties agree that Attachment 4-Physical Collocation of the Interconnection Agreement between Xspedius and BellSouth is hereby amended to replace Section 6.4.3 with the following:

7.5 Power. BellSouth shall make available -48 Volt (-48V) DC power for Xspedius' Collocation Space at a BellSouth Power Board or BellSouth Battery Distribution Fuse Bay (BDFB) at Xspedius' option within the Premises.

7.5.1 Recurring charges for -48V DC power will be assessed per ampere per month based upon the BellSouth Certified Supplier engineered and installed power feed fused ampere capacity. Rates include redundant feeder fuse positions (A&B) and common cable rack to Xspedius' equipment or space enclosure. Recurring power charges begin on the Space Acceptance Date or on the date Xspedius first occupies the Collocation Space, whichever is first, whether for new service, power upgrade, or power reduction. If Xspedius fails to schedule and complete an acceptance walk through within fifteen (15) calendar days after BellSouth releases the space for occupancy, BellSouth shall begin billing Xspedius for recurring charges as of the sixteenth day after the Space Ready Date. When obtaining power from a BDFB, fuses and power cables (A&B) must be engineered (sized), and installed by Xspedius' BellSouth Certified Supplier. When obtaining power from a BellSouth power board, power cables (A&B) must be engineered (sized), and installed by Xspedius' BellSouth Certified Supplier. Xspedius is responsible for contracting with a BellSouth Certified Supplier for power distribution feeder cable runs from a BellSouth BDFB or power board to Xspedius' equipment. Xspedius has the option of having as their DC power. In BellSouth Premises with multiple BDFBs the determination of which BellSouth BDFB to be used to provide DC power to Xspedius will be at BellSouth's sole, but reasonable, discretion. The BellSouth Certified Supplier contracted by Xspedius must provide BellSouth a copy of the engineering power specification prior to the day on which Xspedius' equipment becomes operational. BellSouth will provide the common power feeder cable support structure between the BellSouth BDFB or power board and Xspedius' arrangement area. Xspedius shall contract with a BellSouth Certified Supplier who will be responsible for the following: dedicated power cable support structure within Xspedius' arrangement, power cable feeds, and terminations of cable. Any terminations at a BellSouth power board must be performed by a BellSouth Certified Supplier. Xspedius shall comply with all applicable

National Electric Code (NEC), BellSouth TR73503, Telcordia and ANSI Standards regarding power cabling.

- 7.5.2 Xspedius has the option to add its own dedicated power plant; provided, however, that such work shall be performed by a BellSouth Certified Supplier who shall comply with BellSouth's guidelines and specifications. Where the addition of Xspedius' dedicated power plant results in construction of a new power plant room, upon termination of Xspedius' right to occupy collocation space at such site, Xspedius shall have the right to remove its equipment from the power plant room, but shall otherwise leave the room intact.
- 7.5.3 If Xspedius elects to install its own DC Power Plant, Xspedius has the option to contract with the local electrical utility to provide Xspedius' AC power requirements or to have BellSouth provide AC power to feed Xspedius' DC Power Plant. If BellSouth provides the AC power the charges for the AC power will be assessed per breaker ampere per month. Rates include the provision of commercial and standby AC power. When obtaining power from a BellSouth service panel, protection devices and power cables must be engineered (sized), and installed by Xspedius' BellSouth Certified Supplier except that BellSouth shall engineer and install protection devices and power cables for Adjacent Collocation. Xspedius' BellSouth Certified Supplier must also provide a copy of the engineering power specification prior to the equipment becoming operational. Charges for AC power shall be assessed pursuant to the rates specified in Exhibit C. AC power voltage and phase ratings shall be determined on a per location basis. At Xspedius' option, Xspedius may arrange for AC power in an Adjacent Collocation arrangement from a retail provider of electrical power.
- 7.5.4 In Tennessee, Recurring charges for -48V DC power consumption will be assessed per ampere per month based upon the engineered and installed power feed fused ampere capacity. Rates include redundant feeder fuse positions (A&B) and common cable rack to Xspedius' equipment or space enclosure. Xspedius shall contract with a Certified Supplier who will be responsible for the following: dedicated power cable support structure within Xspedius' arrangement and terminations of cable within the collocation space.
- 7.5.5 In Tennessee, non-recurring charges for -48V DC power distribution will be based on the common power feeder cable support structure between the BellSouth BDFB and Xspedius' arrangement area.
- 7.5.6 In Alabama, Louisiana and South Carolina, Xspedius has the option to purchase power directly from an electric utility company. Under such an option, Xspedius is responsible for contracting with the electric utility company for its own power feed and meter, and is financially responsible for purchasing all equipment necessary to accomplish the arrangement, including inverters, batteries, power boards, bus bars, BDFBs, backup

power supplies and cabling. The actual work to install this arrangement must be performed by a BellSouth Certified Supplier hired by Xspedius. Xspedius' BellSouth Certified Supplier must comply with all applicable safety codes, including the National Electric Safety Codes, in installing this power arrangement. Any floor space, cable racking, etc utilized by Xspedius in provisioning said power will be billed on an ICB basis.

7.5.7 In Alabama, if Xspedius is currently served from the BellSouth power board and requests to be connected to a BellSouth BDFB Xspedius must submit a Subsequent Application. BellSouth must respond to such application within seven (7) calendar days and no application fee will apply.

7. The Parties agree that Attachment 4-Physical Collocation of the Interconnection Agreement between Xspedius and BellSouth is hereby amended to replace Exhibit A: Rates with Exhibit A attached hereto for the States of Alabama, Florida, Georgia, Kentucky, Louisiana, Mississippi, North Carolina, South Carolina and Tennessee:

**BELLSOUTH/XSPEDIUS RATES – ALABAMA
PHYSICAL COLLOCATION**

Rates marked with an asterisk (*) are interim and are subject to true-up

USOC	Rate Element Description	Unit	Recurring Rate (RC)	Non-Recurring Rate (NRC)
PE1BA	Application Fee	Per Request	NA	\$7124.00 Disconnect Charge \$1.73
PE1CA	Subsequent Application Fee (Note 1)	Per Request	NA	\$1600.00 Minimum
PE1BB	Space Preparation Fee (Note 2)			
	Mechanical / HVAC*	Per ton (one ton minimum)		\$2,400.00
	Ground Bar*	Per arrangement		\$720.00
	Project Management*	Per arrangement		\$1675.00
	Cable Racking / Fiber Duct	Per arrangement, square foot		ICB
	Frame / Aisle Lighting	Per arrangement, square foot		ICB
	Framework Ground Conductors	Per arrangement		ICB
USOC	Rate Element Description	Unit	Recurring	Non-Recurring

			Rate (RC)	Rate (NRC)
PE1BW	Space Enclosure (Note 3) <i>Requested Prior to 6/1/99</i> Welded Wire-mesh	Per first 100 sq. ft.	\$189.86	NA
PE1C	Welded Wire-mesh	Per add'l 50 sq. ft.	\$19.29	NA
W				
PE1PJ	Floor Space	Per square foot	\$3.85	NA
PE1BD	Cable Installation	Per Cable	NA	\$2,335.00 Disconnect Charge \$54.39
PE1PM	Cable Support Structure	Per entrance cable	\$23.23	NA
PE1PL	Power -48V DC Power	Per amp	\$7.14	ICB
PE1FB	120V AC Power single phase*	Per breaker amp	\$5.50	ICB
PE1FD	240V AC Power single phase*	Per breaker amp	\$11.00	ICB
PE1FE	120V AC Power three phase*	Per breaker amp	\$16.50	ICB
PE1FG	270V AC Power three phase*	Per breaker amp	\$38.20	ICB
PE1P2	Cross Connects 2-wire	Per Cross Connect	\$0.031	First / Additional \$33.68/\$31.79
PE1P4	4-wire		\$0.062	\$33.63/\$31.67
PE1P1	DS-1		\$1.28	\$52.93/\$39.87
PE1P3	DS-3		\$16.27	\$51.99/\$38.59
PE1F2	2-fiber		\$3.23	\$52.00/\$38.60
PE1F4	4-fiber		\$5.73	\$64.54/\$51.14
PE1ES	Co-Carrier Cross Connect (Note 4) Fiber Arrangement Cable Support Structure	Per linear foot (existing)	\$0.06	NA
PE1DS	Copper or Coaxial Arrangement	Per linear foot (existing)	\$0.03	NA
(TBD)	Cable Support Structure Construction	Per new construction	NA	ICB
PE1AX	Security Access System Security system*	Per Central office	\$52.00	
PE1A1	New Access Card Activation*	Per Card		\$55.00
PE1AA	Administrative change, existing card*	Per Card		\$35.00
PE1AR	Replace lost or stolen card*	Per Card		\$250.00
PE1SR	Space Availability Report*	Per Central Office		\$550.00

USOC	Rate Element Description	Requested Unit	Recurring Rate (RC)	Non-Recurring Rate (NRC)
	POT Bay Arrangements <i>Prior to 6/1/99</i>	Per Cross Connect		
PE1PE	2 Wire Cross Connect		\$0.08	NA
PE1PF	4 Wire Cross Connect		\$0.17	NA
PE1PG	DS1 Cross Connect		\$0.69	NA
PE1PH	DS3 Cross Connect		\$4.74	NA
PE1B2	2 Fiber Cross Connect		\$32.02	NA
PE1B4	4 Fiber Cross Connect		\$40.48	NA
AEH	Additional Engineering Fee (Note 5)	Per request, First half hour/Add'l Half hour		First / Additional Basic Time – \$31.00 / \$22.00 Overtime – \$37.00 / \$26.00
	Security Escort			
PE1BT	Basic Time	Per ½	NA	\$43.47/\$25.82
PE1OT	Overtime	Hour/Additional	NA	\$55.25/\$32.79
PE1PT	Premium Time	Half-hour	NA	\$67.03/\$39.76

Note(s):

N/A refers to rate elements which do not have a negotiated rate.

(1) **Subsequent Application Fee:** BellSouth requires the submission of an Application Fee for modifications to an existing arrangement. However, when the modifications do not require BellSouth to expend capital, BellSouth will assess the Subsequent Application Fee in lieu of the Application Fee. Proposed modifications that could result in assessment of a Subsequent Application Fee would cause BellSouth to analyze the following but are not limited to: floor loading changes, changes to HVAC requirements, power requirement changes which may result in a power plant upgrade, environmental or safety requirements, or equipment relocation. Should the Subsequent Application Fee not be included as part of this Attachment, Xspedius will be assessed the full Application Fee for all subsequent activity for completed arrangements.

(2) **Space Preparation Fee:** The Space Preparation Fee is a one-time fee, assessed per arrangement, per location. It recovers the costs associated with the shared physical collocation area within a Central Office, which include survey, engineering, design and modification costs for network, building and support systems. In the event Xspedius opts for non-enclosed space, the space preparation fee will be assessed based on the total floor space dedicated to Xspedius as prescribed in Section 7 of the Collocation Attachment.

(3) **Space Enclosure:** For cages requested prior to June 1, 1999, the Space Enclosure Construction Fee is a monthly recurring fee, assessed per enclosure, per location with a one-hundred (100) square foot minimum enclosure. It recovers costs associated with providing an optional equipment arrangement enclosure, which include architectural and engineering fees, materials, and installation costs. The cost for additional square feet is applicable only when ordered with the first 100 square feet and must be requested in fifty (50) square foot increments. Xspedius may, at its option, arrange with a BellSouth certified contractor to construct the space enclosure in accordance with BellSouth's guidelines and specifications. In this event, the contractor shall directly bill Xspedius for the space enclosure, and this fee shall not be applicable.

(4) **Co-Carrier Cross-Connect:** As stated in Section 1.2 of the Collocation Attachment, Xspedius may connect to other CLECs within the designated Central Office in addition to, and not in lieu of, interconnection to BellSouth services and facilities. Where BellSouth must construct a cable rack structure to house the co-Carrier cross connection, construction charges will be applied on an individual case basis. BellSouth shall provide an estimate of these charges in the Application Response. Where an existing cable rack structure is in place and has sufficient capacity to

accommodate the co-Carrier cross connection requested, the recurring charges as stated in this Exhibit A shall apply.

(5) **Additional Engineering Fee:** BellSouth's additional engineering, and other labor costs associated with handling Xspedius - requested modifications to requests in progress or augmentations to existing arrangements shall be recovered as Additional Engineering charges, under provisions in BellSouth's F.C.C. Number 1 Tariff, Sections 13.1 and 13.2. Should Additional Engineering rates not be included, Xspedius agrees not to make changes to collocation arrangement after a Bona Fide Firm Order is submitted.

BELLSOUTH/ XSPEDIUS RATES – FLORIDA PHYSICAL COLLOCATION

Rates marked with an asterisk (*) are interim and are subject to true-up

USOC	Rate Element Description	Unit	Recurring Rate (RC)	Non-Recurring Rate (NRC)
PE1BA	Application Fee	Per Request	NA	\$3,248.00
PE1CA	Subsequent Application Fee	Per Request	NA	\$1600.00 Minimum
PE1BB	Space Preparation Fee (Note 2)			
	Mechanical / HVAC*	Per ton (one ton minimum)		\$2,400.00
	Ground Bar*	Per arrangement		\$720.00
	Project Management*	Per arrangement		\$1675.00
	Cable Racking / Fiber Duct	Per arrangement, square foot		ICB
	Frame / Aisle Lighting	Per arrangement, square foot		ICB
	Framework Ground Conductors	Per arrangement		ICB
	Extraordinary Modifications			ICB
PE1BW	Space Enclosure (Note 3) <i>Requested Prior to 6/1/99</i> Wire Cage	Per first 100 sq. ft.	\$41.99	NA
PE1BC	Gypsum Board Cage	Per first 100 sq. ft.	\$84.10	NA
PE1BF	Fire Rated Cage	Per first 100 sq. ft.	\$99.73	NA
PE1C	Wire Cage	Per add'l 50 sq. ft.	\$4.14	NA
W	Gypsum Board Cage	Per add'l 50 sq. ft.	\$9.35	NA
PE1CC	Fire Rated Cage	Per add'l 50 sq. ft.	\$11.30	NA
PE1CF				
PE1PJ	Floor Space	Per square foot	\$4.25	NA

PE1BD	Cable Installation	Per Cable	\$2.77	\$1,056.00
PE1PM	Cable Support Structure	Per entrance cable	\$22.94	NA
USOC	Rate Element Description	Unit	Recurring Rate (RC)	Non-Recurring Rate (NRC)
PE1PL	Power -48V DC Power	Per amp	\$7.14	ICB
PE1FB	120V AC Power single phase*	Per breaker amp	\$5.50	ICB
PE1FD	240V AC Power single phase*	Per breaker amp	\$11.00	ICB
PE1FE	120V AC Power three phase*	Per breaker amp	\$16.50	ICB
PE1FG	270V AC Power three phase*	Per breaker amp	\$38.20	ICB
PE1P2	Cross Connects (Note 4) 2-wire	Per Cross Connect	\$0.0276	First/Additional \$8.22/\$7.22
PE1P4	4-wire		\$0.0552	\$8.42/\$7.36
PE1P1	DS-1		\$1.32	\$27.77/\$15.52
PE1P3	DS-3		\$16.81	\$25.48/\$14.05
PE1F2	2-Fiber		\$3.34	\$41.94/\$30.52
PE1F4	4-Fiber		\$5.92	\$51.30/\$39.87
	2-wire			Disconnect First/Additional \$5.74/\$4.58
	4-wire			\$5.90/\$4.66
	DS-1			\$5.93/\$4.77
	DS-3			\$7.77/\$5.01
	2-Fiber			\$13.91/\$11.16
PE1ES	Co-Carrier Cross Connect (Note 4) Fiber Cable Support Structure, existing	Per linear foot	\$0.06	NA
PE1DS	Copper or Coaxial Cable Support Structure, existing	Per linear foot	\$0.03	NA
(TBD)	Cable Support Structure Construction, new	Cable Support Structure	NA	ICB
PE1AX	Security Access System Security system*	Per Central office	\$95.00	
PE1A2	New Access Card Activation*	Per request-5 cards	NA	\$85.12
PE1AA	Administrative change, existing card*	Per Card		\$35.00
PE1AR	Replace lost or stolen card*	Per Card		\$250.00
PE1SR	Space Availability Report*	Per Central Office Requested		\$550.00
	POT Bay (Note 5)		NA	NA

AEH	Additional Engineering Fee (Note 6)	Per request, First half hour/Add'l Half hour		First / Additional Basic Time – \$31.00 / \$22.00 Overtime – \$37.00 / \$26.00
USOC	Rate Element Description	Unit	Recurring Rate (RC)	Non-Recurring Rate (NRC)
PE1BQ	Security Escort Basic Time	Per ¼ hour	NA	\$10.89
PE1OQ	Overtime	Per ¼ hour	NA	\$13.64
PE1PQ	Premium Time	Per ¼ hour	NA	\$16.40

Note(s):

N/A refers to rate elements which do not have a negotiated rate.

(1) **Subsequent Application Fee:** BellSouth requires the submission of an Application Fee for modifications to an existing arrangement. However, when the modifications do not require BellSouth to expend capital, BellSouth will assess the Subsequent Application Fee in lieu of the Application Fee. Proposed modifications that could result in assessment of a Subsequent Application Fee would cause BellSouth to analyze the following but are not limited to: floor loading changes, changes to HVAC requirements, power requirement changes which may result in a power plant upgrade, environmental or safety requirements, or equipment relocation. Should the Subsequent Application Fee not be included as part of this Attachment, Xspedius will be assessed the full Application Fee for all subsequent activity for completed arrangements.

(2) **Space Preparation Fee:** The Space Preparation Fee is a one-time fee, assessed per arrangement, per location. It recovers costs associated with the shared physical collocation area within a Central Office, which include survey, engineering, design and modification costs for network, building and support systems. BellSouth will pro rate the total shared space preparation costs among the collocators at each location based on the amount of square footage occupied by each collocator. This charge may vary depending on the location and type of arrangement requested.

(3) **Space Enclosure Fee:** For cages requested prior to June 1, 1999, the Space Enclosure Construction Fee is a monthly recurring fee, assessed per enclosure, per location with a one-hundred (100) square foot minimum enclosure. It recovers costs associated with providing an optional equipment arrangement enclosure, which include architectural and engineering fees, materials, and installation costs. The cost for additional square feet is applicable only when ordered with the first 100 square feet and must be requested in fifty (50) square foot increments. Xspedius may, at its option, arrange with a BellSouth certified contractor to construct the space enclosure in accordance with BellSouth's guidelines and specifications. In this event, the contractor shall directly bill Xspedius for the space enclosure, and this fee shall not be applicable.

(4) **Co-Carrier Cross-Connect.** As stated in Section 5 of the Collocation Attachment, Xspedius may connect to other CLECs within the designated Central Office in addition to, and not in lieu of, interconnection to BellSouth services and facilities. Where BellSouth must construct a cable rack structure to house the direct connection, construction charges will be applied on an individual case basis. BellSouth shall provide an estimate of these charges in the Application Response. Where an existing cable rack structure is in place and has sufficient capacity to accommodate the direct connection requested, the recurring charges as stated in this Exhibit A shall apply.

(5) **POT Bays:** BellSouth's Florida specific rates were established in the Florida Public Service Commission Docket No. 960833. The Commission did not set permanent rates for POT Bays, given the assumption by the parties to the Proceeding that they will always provide their own POT Bays. It will be necessary for Xspedius to provide its own POT Bays per BellSouth specifications and provide the necessary information from which BellSouth can inventory.

(6) **Additional Engineering Fee:** BellSouth's additional engineering, and other labor costs associated with handling Xspedius - requested modifications to requests in progress or augmentations to existing arrangements shall be recovered as Additional Engineering charges, under provisions in BellSouth's F.C.C. Number 1 Tariff, Sections 13.1 and 13.2. Should Additional Engineering rates not be included, Xspedius agrees not to make changes to collocation arrangement after a Bona Fide Firm Order is submitted.

**BELLSOUTH/ XSPEDIUS RATES – GEORGIA
PHYSICAL COLLOCATION**

Rates marked with an asterisk (*) are interim and are subject to true-up

USOC	Rate Element Description	Unit	Recurring Rate (RC)	Non-Recurring Rate (NRC)
PE1BA	Application Fee	Per Request	NA	\$3,850.00
PE1CA	Subsequent Application Fee (Note 1)	Per Request	NA	\$1600.00 Minimum
PE1BB	Space Preparation Fee (Note 2)	Per square foot	NA	\$100.00
PE1BW	Space Enclosure (Note 3) <i>Requested Prior to 6/1/99</i> Welded Wire-mesh	Per first 100 sq. ft.	\$170.64	NA
PE1PJ	Floor Space Zone A	Per square foot	\$7.50	NA
PE1PK	Zone B	Per square foot	\$6.75	NA
PE1BD	Cable Installation	Per Cable	NA	\$2,750.00
PE1PM	Cable Support Structure	Per entrance cable	\$13.35	NA
PE1PL	Power -48V DC Power	Per amp	\$7.14	ICB
PE1FB	120V AC Power single phase*	Per breaker amp	\$5.50	ICB
PE1FD	240V AC Power single phase*	Per breaker amp	\$11.00	ICB
PE1FE	120V AC Power three phase*	Per breaker amp	\$16.50	ICB
PE1P2	Cross Connects 2-wire	Per Cross Connect	\$.30	First / Additional \$12.60 / \$12.60
PE1P4	4-wire		\$.50	\$12.60 / \$12.60
PE1P1	DS-1		\$8.00	\$155.00/\$27.00
PE1P3	DS-3		\$72.00	\$155.00/\$27.00
PE1F2	2-fiber		\$2.86	\$52.14/\$38.72
PE1F4	4-fiber		\$5.08	\$64.74/\$51.31

PE1ES	Co-Carrier Cross Connect (Note 4) Fiber Cable Support Structure, existing	Per linear foot	\$0.06	NA
PE1DS	Copper or Coaxial Cable Support Structure, existing	Per linear foot	\$0.03	NA
(TBD)	Cable Support Structure Construction, new	Cable Support Structure (new)	NA	ICB
PE1AX	Security Access System Security system*	Per Central office	\$52.00	
PE1A1	New Access Card Activation*	Per Card		\$55.00
PE1AA	Administrative change, existing card*	Per Card		\$35.00
PE1AR	Replace lost or stolen card*	Per Card		\$250.00
USOC	Rate Element Description	Unit	Recurring Rate (RC)	Non-Recurring Rate (NRC)
PE1SR	Space Availability Report*	Per Central Office Requested		\$550.00
PE1PE	POT Bay Arrangements <i>Prior to 6/1/99</i> 2 Wire Cross Connect	Per Cross Connect	\$0.40	NA
PE1PF	4 Wire Cross Connect		\$1.20	NA
PE1PG	DS1 Cross Connect		\$1.20	NA
PE1PH	DS3 Cross Connect		\$8.00	NA
PE1B2	2 Fiber Cross Connect		\$38.79	NA
PE1B4	4 Fiber Cross Connect		\$52.31	NA
AEH	Additional Engineering Fee (Note 5)	Per request, First half hour/Add'l Half hour		First / Additional Basic Time – \$31.00 / \$22.00 Overtime – \$37.00 / \$26.00
PE1BT	Security Escort Basic Time	Per ½	NA	\$41.00/\$25.00
PE1OT	Overtime	Hour/Additional	NA	\$48.00/\$30.00
PE1PT	Premium Time	Half-hour	NA	\$55.00/\$35.00

Note(s)

N/A refers to rate elements which do not have a negotiated rate.

(1) **Subsequent Application Fee:** BellSouth requires the submission of an Application Fee for modifications to an existing arrangement. However, when the modifications do not require BellSouth to expend capital, BellSouth will assess the Subsequent Application Fee in lieu of the Application Fee. Proposed modifications that could result in assessment of a Subsequent Application Fee would cause BellSouth to analyze the following but are not limited to: floor loading changes, changes to HVAC requirements, power requirement changes which may result in a power plant upgrade, environmental or safety requirements, or equipment relocation. Should the Subsequent Application Fee not be included as part of this Attachment, Xspedius will be assessed the full Application Fee for all subsequent activity for completed arrangements.

(2) **Space Preparation Fee:** The Space Preparation Fee is a one-time fee, assessed per arrangement, per location. It recovers a portion of costs associated with the shared physical collocation area within a Central Office, which include survey, engineering, design and modification costs for network, building and support systems. This is a set fee of \$100 per square foot as established by the Georgia Public Service Commission Order in Docket No. 7061-U. In the event Xspedius opts for non-enclosed space, the space preparation fee will be assessed based on the total floor space dedicated to Xspedius as prescribed in Section 7 of the Collocation Attachment.

(3) **Space Enclosure Fee:** For cages requested prior to June 1, 1999, the Space Enclosure Construction Fee is a one-time fee, assessed per enclosure, per location with a one-hundred (100) square foot minimum enclosure. It recovers costs associated with providing an optional equipment arrangement enclosure, which include architectural and engineering fees, materials, and installation costs. The cost for additional square feet is applicable only when ordered with the first 100 square feet and must be requested in fifty (50) square foot increments. Xspedius may, at its option, arrange with a BellSouth certified contractor to construct the space enclosure in accordance with BellSouth's guidelines and specifications. In this event, the contractor shall directly bill Xspedius for the space enclosure, and this fee shall not be applicable.

(4) **Co-Carrier Cross-Connect.** As stated in Section 5 of the Collocation Attachment, Xspedius may connect to other CLECs within the designated Central Office in addition to, and not in lieu of, interconnection to BellSouth services and facilities. Where BellSouth must construct a cable rack structure to house the co-Carrier cross connection, construction charges will be applied on an individual case basis. BellSouth shall provide an estimate of these charges in the Application Response. Where an existing cable rack structure is in place and has sufficient capacity to accommodate the co-Carrier cross-connection requested, the recurring charges as stated in this Exhibit A shall apply.

(5) **Additional Engineering Fee:** BellSouth's additional engineering, and other labor costs associated with handling Xspedius - requested modifications to requests in progress or augmentations to existing arrangements shall be recovered as Additional Engineering charges, under provisions in BellSouth's F.C.C. Number 1 Tariff, Sections 13.1 and 13.2. Should Additional Engineering rates not be included, Xspedius agrees not to make changes to collocation arrangement after a Bona Fide Firm Order is submitted.

BELLSOUTH/ XSPEDIUS RATES – KENTUCKY PHYSICAL COLLOCATION

Rates marked with an asterisk (*) are interim and are subject to true-up

USOC	Rate Element Description	Unit	Recurring Rate (RC)	Non-Recurring Rate (NRC)
PE1BA	Application Fee	Per Request	NA	\$9,926.72
PE1CA	Subsequent Application Fee (Note 1)	Per Request	NA	\$1600.00 Minimum

PE1BB	Space Preparation Fee (Note 2)			
	Mechanical / HVAC*	Per ton (one ton minimum)		\$2,100.00
	Ground Bar*	Per arrangement		\$720.00
	Project Management*	Per arrangement		\$1,675.00
	Cable Racking / Fiber Duct	Per arrangement, square foot		ICB
	Frame / Aisle Lighting	Per arrangement, square foot		ICB
	Framework Ground Conductors	Per arrangement		ICB
	Extraordinary Modifications			ICB
PE1BW PE1C W	Space Enclosure (Note 3) <i>Requested Prior to 6/1/99</i> Welded Wire-mesh Welded Wire-mesh	Per first 100 sq. ft. Per add'l 50 sq. ft.	\$201.02 \$20.42	NA NA
PE1PJ	Floor Space	Per square foot	\$5.00	NA
PE1BD	Cable Installation	Per Cable	NA	\$2,327.08
PE1PM	Cable Support Structure	Per entrance cable	\$24.23	NA
USOC	Rate Element Description	Unit	Recurring Rate (RC)	Non-Recurring Rate (NRC)
PE1PL	Power -48V DC Power	Per amp	\$7.68	ICB
PE1FB	120V AC Power single phase*	Per breaker amp	\$5.50	ICB
PE1FD	240V AC Power single phase*	Per breaker amp	\$11.00	ICB
PE1FE	120V AC Power three phase*	Per breaker amp	\$16.50	ICB
PE1P2 PE1P4 PE1P1 PE1P3 PE1F2 PE1F4	Cross Connects 2-wire 4-wire DS-1 DS-3 2-fiber 4-fiber	Per Cross Connect	\$0.0333 \$0.0665 \$1.48 \$18.89 \$3.75 \$6.65	First / Additional \$24.68/\$23.68 \$24.88/\$23.82 \$44.23/\$31.98 \$41.93/\$30.51 \$41.93/\$30.51 \$51.29/\$39.87 Disconnect First/Additional \$12.14/\$10.95 \$12.77/\$11.46 \$12.81/\$11.57 \$14.75/\$11.83 \$14.76/\$11.84

PE1ES	Co-Carrier Cross Connect (Note 4) Fiber Arrangement Cable Support Structure	Per linear foot (existing)	\$0.06	NA
PE1DS	Copper or Coaxial Arrangement	Per linear foot (existing)	\$0.03	NA
(TBD)	Cable Support Structure Construction	Per new construction	NA	ICB
PE1AX	Security Access System Security system*	Per Central office	\$52.00	
PE1A1	New Access Card Activation	Per Card		\$55.00
PE1AA	Administrative change, existing card	Per Card		\$35.00
PE1AR	Replace lost or stolen card	Per Card		\$250.00
PE1SR	Space Availability Report*	Per Central Office Requested		\$550.00
	POT Bay Arrangements <i>Prior to 6/1/99</i>	Per Cross Connect		
PE1PE	2 Wire Cross Connect		\$0.113	NA
PE1PF	4 Wire Cross Connect		\$0.23	NA
PE1PG	DS1 Cross Connect		\$1.60	NA
PE1PH	DS3 Cross Connect		\$14.23	NA
PE1B2	2 Fiber Cross Connect		\$48.57	NA
PE1B4	4 Fiber Cross Connect		\$65.50	NA
USOC	Rate Element Description	Unit	Recurring Rate (RC)	Non-Recurring Rate (NRC)
PE1BT	Security Escort Basic Time	Per ½	NA	\$56.09/\$31.99
PE1OT	Overtime	Hour/Additional	NA	\$67.75/\$39.00
PE1PT	Premium Time	Half-hour	NA	\$79.41/\$46.01
AEH	Additional Engineering Fee (Note 5)	Per request, First half hour/Add'l Half hour		First / Additional Basic Time – \$31.00 / \$22.00 Overtime – \$37.00 / \$26.00

Note(s):

N/A refers to rate elements which do not have a negotiated rate.

(1) **Subsequent Application Fee:** BellSouth requires the submission of an Application Fee for modifications to an existing arrangement. However, when the modifications do not require BellSouth to expend capital, BellSouth will assess the Subsequent Application Fee in lieu of the Application Fee. Proposed modifications that could result in assessment of a Subsequent Application Fee would cause BellSouth to analyze the following but are not limited to: floor loading changes, changes to HVAC requirements, power requirement changes which may result in a power plant upgrade, environmental or safety requirements, or equipment relocation. Should the Subsequent Application

Fee not be included as part of this Attachment, Xspedius will be assessed the full Application Fee for all subsequent activity for completed arrangements.

(2) **Space Preparation Fee:** The Space Preparation Fee is a one-time fee, assessed per arrangement, per location. It recovers the costs associated with the shared physical collocation area within a Central Office, which include survey, engineering, design and modification costs for network, building and support systems. In the event Xspedius opts for non-enclosed space, the space preparation fee will be assessed based on the total floor space dedicated to Xspedius as prescribed in Section 7 of the Collocation Attachment.

(3) **Space Enclosure Fee:** For cages requested prior to June 1, 1999, the Space Enclosure Construction Fee is a one-time fee, assessed per enclosure, per location with a one-hundred (100) square foot minimum enclosure. It recovers costs associated with providing an optional equipment arrangement enclosure, which include architectural and engineering fees, materials, and installation costs. The cost for additional square feet is applicable only when ordered with the first 100 square feet and must be requested in fifty (50) square foot increments. Xspedius may, at its option, arrange with a BellSouth certified contractor to construct the space enclosure in accordance with BellSouth's guidelines and specifications. In this event, the contractor shall directly bill Xspedius for the space enclosure, and this fee shall not be applicable.

(4) **Co-Carrier Cross-Connect.** As stated in Section 5 of the Collocation Attachment, Xspedius may connect to other CLECs within the designated Central Office in addition to, and not in lieu of, interconnection to BellSouth services and facilities. Where BellSouth must construct a cable rack structure to house the co-Carrier cross-connection, construction charges will be applied on an individual case basis. BellSouth shall provide an estimate of these charges in the Application Response. Where an existing cable rack structure is in place and has sufficient capacity to accommodate the co-Carrier cross-connection requested, the recurring charges as stated in this Exhibit A shall apply.

(5) **Additional Engineering Fee:** BellSouth's additional engineering, and other labor costs associated with handling Xspedius - requested modifications to requests in progress or augmentations to existing arrangements shall be recovered as Additional Engineering charges, under provisions in BellSouth's F.C.C. Number 1 Tariff, Sections 13.1 and 13.2. Should Additional Engineering rates not be included, Xspedius agrees not to make changes to collocation arrangement after a Bona Fide Firm Order is submitted.

BELLSOUTH/ XSPEDIUS RATES – LOUISIANA PHYSICAL COLLOCATION

Rates marked with an asterisk (*) are interim and are subject to true-up

USOC	Rate Element Description	Unit	Recurring Rate (RC)	Non-Recurring Rate (NRC)
PE1BA	Application Fee	Per Location	NA	\$4,910.00
PE1CA	Subsequent Application Fee (Note 1)	Per Request	NA	\$1600.00 Minimum

PE1BB	Space Preparation Fee (Note 2)			
	Mechanical / HVAC*	Per ton (one ton minimum)		\$2,100.00
	Ground Bar*	Per arrangement		\$720.00
	Project Management*	Per arrangement		\$1,675.00
	Cable Racking / Fiber Duct	Per arrangement, square foot		ICB
	Frame / Aisle Lighting	Per arrangement, square foot		ICB
	Framework Ground Conductors	Per arrangement		ICB
	Extraordinary Modifications			ICB
PE1BW PE1C W	Space Enclosure (Note 3) <i>Requested Prior to 6/1/99</i> Welded Wire-mesh Welded Wire-mesh	Per first 100 sq. ft. Per add'l 50 sq. ft.	\$197.55 \$20.07	NA NA
PE1PJ	Floor Space	Per square foot	\$4.01	NA
PE1BD	Cable Installation	Per Cable	NA	\$1,706.00 Disconnect charge \$36.00
PE1PM	Cable Support Structure	Per entrance cable	\$24.05	NA
PE1PL PE1FB PE1FD PE1FE PE1FG	Power -48V DC Power 120V AC Power single phase* 240V AC Power single phase* 120V AC Power three phase* 270V AC Power three phase*	Per amp Per breaker amp Per breaker amp Per breaker amp Per breaker amp	\$7.15 \$5.50 \$11.00 \$16.50 \$38.20	ICB ICB ICB ICB ICB
USOC	Rate Element Description	Unit	Recurring Rate (RC)	Non-Recurring Rate (NRC)
PE1P2 PE1P4 PE1P1 PE1P3 PE1F2 PE1F4	Cross Connects 2-wire 4-wire DS-1 DS-3 2-fiber 4-fiber	Per Cross Connect	\$0.0318 \$0.0636 \$1.04 \$13.21 \$2.62 \$4.65	First / Additional \$11.94/\$11.46 \$12.04/\$11.53 \$21.39/\$15.47 \$20.28/\$14.76 \$20.28/\$14.76 \$24.81/\$19.29

PE1ES	Co-Carrier Cross Connect (Note 4) Fiber Arrangement Cable Support Structure	Per linear foot (existing)	\$0.06	NA
PE1DS	Copper or Coaxial Arrangement	Per linear foot (existing)	\$0.03	NA
(TBD)	Cable Support Structure Construction	Per new construction	NA	ICB
PE1AX	Security Access System Security system*	Per Central office	\$52.00	
PE1A1	New Access Card Activation	Per Card		\$55.00
PE1AA	Administrative change, existing card	Per Card		\$35.00
PE1AR	Replace lost or stolen card	Per Card		\$250.00
PE1SR	Space Availability Report*	Per Central Office Requested		\$550.00
PE1PE	POT Bat Arrangements <i>Prior to 6/1/99</i> 2 Wire Cross Connect	Per Cross Connect	\$0.079	NA
PE1PF	4 Wire Cross Connect		\$0.158	NA
PE1PG	DS1 Cross Connect		\$1.12	NA
PE1PH	DS3 Cross Connect		\$9.95	NA
PE1B2	2 Fiber Cross Connect		\$33.96	NA
PE1B4	4 Fiber Cross Connect		\$45.80	NA
PE1BT	Security Escort Basic Time	Per ½	NA	\$32.35/\$19.95
PE1OT	Overtime	Hour/Additional	NA	\$40.50/\$25.00
PE1PT	Premium Time	Half-hour	NA	\$48.66/\$30.05
AEH	Additional Engineering Fee (Note 5)	Per request, First half hour/Add'l Half hour		First / Additional Basic Time – \$31.00 / \$22.00 Overtime – \$37.00 / \$26.00

Note(s):

N/A refers to rate elements which do not have a negotiated rate.

(1) **Subsequent Application Fee:** BellSouth requires the submission of an Application Fee for modifications to an existing arrangement. However, when the modifications do not require BellSouth to expend capital, BellSouth will assess the Subsequent Application Fee in lieu of the Application Fee. Proposed modifications that could result in assessment of a Subsequent Application Fee would cause BellSouth to analyze the following but are not limited to: floor loading changes, changes to HVAC requirements, power requirement changes which may result in a power plant upgrade, environmental or safety requirements, or equipment relocation. Should the Subsequent Application Fee not be included as part of this Attachment, Xspedius will be assessed the full Application Fee for all subsequent activity for completed arrangements.

(2) **Space Preparation Fee:** The Space Preparation Fee is a one-time fee, assessed per arrangement,

per location. It recovers the costs associated with the shared physical collocation area within a Central Office, which include survey, engineering, design and modification costs for network, building and support systems. In the event Xspedius opts for non-enclosed space, the space preparation fee will be assessed based on the total floor space dedicated to Xspedius as prescribed in Section 7 of the Collocation Attachment.

(3) **Space Enclosure Fee:** For cages requested prior to June 1, 1999, the Space Enclosure Construction Fee is a monthly recurring fee, assessed per enclosure, per location with a one-hundred (100) square foot minimum enclosure. It recovers costs associated with providing an optional equipment arrangement enclosure, which include architectural and engineering fees, materials, and installation costs. The cost for additional square feet is applicable only when ordered with the first 100 square feet and must be requested in fifty (50) square foot increments. Xspedius may, at its option, arrange with a BellSouth certified contractor to construct the space enclosure in accordance with BellSouth's guidelines and specifications. In this event, the contractor shall directly bill Xspedius for the space enclosure, and this fee shall not be applicable.

(4) **Co-Carrier Cross-Connect.** As stated in Section 5 of the Collocation Attachment, Xspedius may connect to other CLECs within the designated Central Office in addition to, and not in lieu of, interconnection to BellSouth services and facilities. Where BellSouth must construct a cable rack structure to house the co-Carrier cross-connection, construction charges will be applied on an individual case basis. BellSouth shall provide an estimate of these charges in the Application Response. Where an existing cable rack structure is in place and has sufficient capacity to accommodate the co-Carrier cross-connection requested, the recurring charges as stated in this Exhibit A shall apply.

(5) **Additional Engineering Fee.** BellSouth's additional engineering, and other labor costs associated with handling Xspedius -requested modifications to requests in progress or augmentations to existing arrangements shall be recovered as Additional Engineering charges, under provisions in BellSouth's F.C.C. Number 1 Tariff, Sections 13.1 and 13.2. Should Additional Engineering rates not be included, Xspedius agrees not to make changes to collocation arrangement after a Bona Fide Firm Order is submitted.

BELLSOUTH/ XSPEDIUS RATES – MISSISSIPPI PHYSICAL COLLOCATION

Rates marked with an asterisk (*) are interim and are subject to true-up

USOC	Rate Element Description	Unit	Recurring Rate (RC)	Non-Recurring Rate (NRC)
PE1BA	Application Fee	Per Location	NA	\$6,993.00 Disconnect charge \$1.70
PE1CA	Subsequent Application Fee (Note 1)	Per Request	NA	\$1600.00 Minimum
USOC	Rate Element Description	Unit	Recurring Rate (RC)	Non-Recurring Rate (NRC)

PE1BB	Space Preparation Fee (Note 2)			
	Mechanical / HVAC*	Per ton (one ton minimum)		\$2,100.00
	Ground Bar*	Per arrangement		\$720.00
	Project Management*	Per arrangement		\$1,675.00
	Cable Racking / Fiber Duct	Per arrangement, square foot		ICB
	Frame / Aisle Lighting	Per arrangement, square foot		ICB
	Framework Ground Conductors	Per arrangement		ICB
	Extraordinary Modifications			ICB
PE1BW	Space Enclosure (Note 3) <i>Requested Prior to 6/1/99</i>			
PE1C	Welded Wire-mesh	Per first 100 sq. ft.	\$205.08	NA
	Welded Wire-mesh	Per add'l 50 sq. ft.	\$20.83	NA
PE1PJ	Floor Space	Per square foot	\$3.45	NA Disconnect charge \$53.24
PE1BD	Cable Installation	Per Cable	NA	\$2,419.00
PE1PM	Cable Support Structure	Per entrance cable	\$22.90	NA
PE1PL	Power -48V DC Power	Per amp	\$6.93	ICB
PE1FB	120V AC Power single phase*	Per breaker amp	\$5.50	ICB
PE1FD	240V AC Power single phase*	Per breaker amp	\$11.00	ICB
PE1FE	120V AC Power three phase*	Per breaker amp	\$16.50	ICB
PE1FG	270V AC Power three phase*	Per breaker amp	\$38.20	ICB

USOC	Rate Element Description	Unit	Recurring Rate (RC)	Non-Recurring Rate (NRC)
PE1P2	Cross Connects 2-wire	Per Cross Connect	\$0.0288	First / Additional \$12.37/\$11.87
PE1P4	4-wire		\$0.0576	\$12.47/\$11.94
PE1P1	DS-1		\$1.14	\$22.16/\$16.02
PE1P3	DS-3		\$14.49	\$21.01/\$15.29
PE1F2	2-fiber		\$2.87	\$21.01/\$15.29
PE1F4	4-fiber		\$5.10	\$25.70/\$19.97
	2-wire			Disconnect First/Additional \$6.04/\$5.45
	4-wire		\$6.59/\$5.91	
	DS-1		\$6.60/\$5.97	
	DS-3		\$7.61/\$6.10	
	2-fiber		\$7.61/\$6.10	
	4-fiber		\$10.01/\$8.50	
PE1ES	Co-Carrier Cross Connect (Note 4) Fiber Arrangement Cable Support Structure	Per linear foot (existing)	\$0.06	NA
PE1DS	Copper or Coaxial Arrangement	Per linear foot (existing)	\$0.03	NA
(TBD)	Cable Support Structure Construction	Per new construction	NA	ICB
PE1AX	Security Access System Security system*	Per Central office	\$52.00	
PE1A1	New Access Card Activation	Per Card		\$55.00
PE1AA	Administrative change, existing card	Per Card		\$35.00
PE1AR	Replace lost or stolen card	Per Card		\$250.00
PE1SR	Space Availability Report*	Per Central Office Requested		\$550.00
PE1PE	POT Bay Arrangements <i>Prior to 6/1/99</i> 2 Wire Cross Connect	Per Cross Connect	\$0.0867	NA
PE1PF	4 Wire Cross Connect		\$0.1734	NA
PE1PG	DS1 Cross Connect		\$1.22	NA
PE1PH	DS3 Cross Connect		\$10.91	NA
PE1B2	2 Fiber Cross Connect		\$37.26	NA
PE1B4	4 Fiber Cross Connect		\$50.24	NA

USOC	Rate Element Description	Unit	Recurring Rate (RC)	Non-Recurring Rate (NRC)
AEH	Additional Engineering Fee (Note 5)	Per request, First half hour/Add'l Half hour		First / Additional Basic Time – \$31.00 / \$22.00 Overtime – \$37.00 / \$26.00
PE1BT	Security Escort Basic Time	Per ½	NA	\$42.87/\$25.54
PE1OT	Overtime	Hour/Additional	NA	\$54.43/\$32.41
PE1PT	Premium Time	Half-hour	NA	\$65.99/\$39.28

Note(s):

N/A refers to rate elements which do not have a negotiated rate.

(1) **Subsequent Application Fee:** BellSouth requires the submission of an Application Fee for modifications to an existing arrangement. However, when the modifications do not require BellSouth to expend capital, BellSouth will assess the Subsequent Application Fee in lieu of the Application Fee. Proposed modifications that could result in assessment of a Subsequent Application Fee would cause BellSouth to analyze the following but are not limited to: floor loading changes, changes to HVAC requirements, power requirement changes which may result in a power plant upgrade, environmental or safety requirements, or equipment relocation. Should the Subsequent Application Fee not be included as part of this Attachment, Xspedius will be assessed the full Application Fee for all subsequent activity for completed arrangements.

(2) **Space Preparation Fee:** The Space Preparation Fee is a one-time fee, assessed per arrangement, per location. It recovers the costs associated with the shared physical collocation area within a Central Office, which include survey, engineering, design and modification costs for network, building and support systems. In the event Xspedius opts for non-enclosed space, the space preparation fee will be assessed based on the total floor space dedicated to Xspedius as prescribed in Section 7 of the Collocation Attachment.

(3) **Space Enclosure Fee:** For cages requested prior to June 1, 1999, the Space Enclosure Construction Fee is a monthly recurring fee, assessed per enclosure, per location with a one-hundred (100) square foot minimum enclosure. It recovers costs associated with providing an optional equipment arrangement enclosure, which include architectural and engineering fees, materials, and installation costs. The cost for additional square feet is applicable only when ordered with the first 100 square feet and must be requested in fifty (50) square foot increments. Xspedius may, at its option, arrange with a BellSouth certified contractor to construct the space enclosure in accordance with BellSouth's guidelines and specifications. In this event, the contractor shall directly bill Xspedius for the space enclosure, and this fee shall not be applicable.

(4) **Co-Carrier Cross-Connect.** As stated in Section 5 of the Collocation Attachment, Xspedius may connect to other CLECs within the designated Central Office in addition to, and not in lieu of, interconnection to BellSouth services and facilities. Where BellSouth must construct a cable rack structure to house the co-Carrier cross-connection, construction charges will be applied on an individual case basis. BellSouth shall provide an estimate of these charges in the Application Response. Where an existing cable rack structure is in place and has sufficient capacity to accommodate the co-Carrier cross-connection requested, the recurring charges as stated in this Exhibit A shall apply.

(5) **Additional Engineering Fee:** BellSouth's additional engineering, and other labor costs associated with handling Xspedius -requested modifications to requests in progress or augmentations for existing arrangements shall be recovered as Additional Engineering charges, under provisions in BellSouth's F.C.C. Number 1 Tariff, Sections 13.1 and 13.2. Should Additional Engineering rates not be included, Xspedius agrees not to make changes to collocation arrangement after a Bona Fide Firm Order is submitted.

**BELLSOUTH/ XSPEDIUS RATES – NORTH CAROLINA
PHYSICAL COLLOCATION**

Rates marked with an asterisk (*) are interim and are subject to true-up

USOC	Rate Element Description	Unit	Recurring Rate (RC)	Non-Recurring Rate (NRC)
PE1BA	Application Fee	Per Location	NA	\$3,850.00
PE1CA	Subsequent Application Fee (Note 1)	Per Request	NA	\$1600.00 Minimum
PE1SK	Space Preparation Fee Central Office Modification	Per sq. ft.	\$1.57	
PE1SL	Common Systems Modification - Cageless	Per sq. ft.	\$3.26	
PE1SM	Common Systems Modification - Caged	Per cage	\$110.79	
PE1FH	Power	Per nominal –48V	\$5.76	
PE1BW	Space Enclosure (Note 2) <i>Requested Prior to 6/1/99</i> Welded Wire-mesh	Per first 100 sq. ft.	\$102.76	NA
PE1C	Welded Wire-mesh	Per add'l 50 sq. ft.	\$10.44	NA
PE1PJ	Floor Space	Per square foot	\$3.45	NA
PE1BD	Cable Installation	Per Cable	NA	\$2,305.00
PE1PM	Cable Support Structure	Per entrance cable	\$21.33	NA
PE1PL	Power -48V DC Power	Per amp	\$6.65	ICB
PE1FB	120V AC Power single phase*	Per breaker amp	\$5.50	ICB
PE1FD	240V AC Power single phase*	Per breaker amp	\$11.00	ICB
PE1FE	120V AC Power three phase*	Per breaker amp	\$16.50	ICB
PE1FG	270V AC Power three phase*	Per breaker amp	\$38.20	ICB
PE1P2	Cross Connects 2-wire	Per Cross Connect	\$0.32	First / Additional \$41.78/\$39.23
PE1P4	4-wire		\$0.64	\$41.91/\$39.25
PE1P1	DS-1		\$2.34	\$71.02/\$51.08
PE1P3	DS-3		\$42.84	\$69.84/\$49.43
PE1F2	2-fiber		\$2.94	\$51.97/\$38.59
PE1F4	4-fiber		\$5.62	\$64.53/\$51.15

USOC	Rate Element Description	Unit	Recurring Rate (RC)	Non-Recurring Rate (NRC)
PE1ES Fiber	Co-Carrier Cross Connect (Note 3) Fiber Cable Support Structure, existing	Per linear ft.	\$0.06	NA
PE1DS Copper	Copper or Coaxial Cable Support Structure, existing	Per linear ft.	\$0.03	NA
(TBD)	Cable Support Structure Construction, new	Per new construction	NA	ICB
PE1AX	Security Access System Security System*	Per Central office	\$52.00	
PE1A1	New Access Card Activation*	Per Card		\$55.00
PE1AA	Administrative change, existing card	Per Card		\$35.00
PE1AR	Replace lost or stolen card	Per Card		\$250.00
PE1SR	Space Availability Report*	Per Central Office Requested		\$550.00
PE1PE	POT Bay Arrangements <i>Prior to 6/1/99</i> 2 Wire Cross Connect	Per Cross Connect	\$0.10	NA
PE1PF	4 Wire Cross Connect		\$0.19	NA
PE1PG	DS1 Cross Connect		\$0.79	NA
PE1PH	DS3 Cross Connect		\$4.85	NA
PE1B2	2 Fiber Cross Connect		\$45.30	NA
PE1B4	4 Fiber Cross Connect		\$61.09	NA
PE1BT	Security Escort Basic Time	Per ½	NA	\$42.92/\$25.56
PE1OT	Overtime	Hour/Additional	NA	\$54.51/\$32.44
PE1PT	Premium Time	Half-hour	NA	\$66.10/\$39.32
AEH	Additional Engineering Fee (Note 5)	Per request, First half hour/Add'l Half hour		First / Additional Basic Time – \$31.00 / \$22.00 Overtime – \$37.00 / \$26.00

Note(s):

N/A refers to rate elements which do not have a negotiated rate.

(1) **Subsequent Application Fee:** BellSouth requires the submission of an Application Fee for modifications to an existing arrangement. However, when the modifications do not require BellSouth to expend capital, BellSouth will assess the Subsequent Application Fee in lieu of the Application Fee. Proposed modifications that could result in assessment of a Subsequent Application Fee would cause BellSouth to analyze the following but are not

limited to: floor loading changes, changes to HVAC requirements, power requirement changes which may result in a power plant upgrade, environmental or safety requirements, or equipment relocation. Should the Subsequent Application Fee not be included as part of this Attachment, Xspedius will be assessed the full Application Fee for all subsequent activity for completed arrangements.

(2) **Space Enclosure Fee:** The Space Enclosure Construction Fee is a monthly recurring fee, assessed per enclosure, per location with a one-hundred (100) square foot minimum enclosure. It recovers costs associated with providing an optional equipment arrangement enclosure, which include architectural and engineering fees, materials, and installation costs. The cost for additional square feet is applicable only when ordered with the first 100 square feet and must be requested in fifty (50) square foot increments. Xspedius may, at its option, arrange with a BellSouth Certified Contractor to construct the space enclosure in accordance with BellSouth’s guidelines and specifications. In this event, the BellSouth Certified Contractor shall directly bill Xspedius for the space enclosure, and this fee shall not be applicable.

(3) **Co-Carrier Cross-Connect.** As stated in Section 5 of the Collocation Attachment, Xspedius may connect to other CLECs within the designated Premises in addition to, and not in lieu of, interconnection to BellSouth services and facilities. Where BellSouth must construct a cable rack structure to house the co-Carrier cross-connection, construction charges will be applied on an individual case basis as described in Section 5.6.1 of the Collocation Attachment. BellSouth shall provide an estimate of these charges in the Application Response. Where an existing cable rack structure is in place and has sufficient capacity to accommodate the co-Carrier cross-connection requested, the recurring charges as stated in this Exhibit A shall apply.

BELLSOUTH/ XSPEDIUS RATES – SOUTH CAROLINA PHYSICAL COLLOCATION

Rates marked with an asterisk (*) are interim and are subject to true-up

USOC	Rate Element Description	Unit	Recurring Rate (RC)	Non-Recurring Rate (NRC)
PE1BA	Application Fee	Per Location	NA	\$4,850.00
PE1CA	Subsequent Application Fee (Note 1)	Per Request	NA	\$1600.00 Minimum

USOC	Rate Element Description	Unit	Recurring Rate (RC)	Non-Recurring Rate (NRC)
PE1BB	Space Preparation Fee (Note 2)			
	Mechanical / HVAC*	Per ton (one ton minimum)		\$2,100.00
	Ground Bar*	Per arrangement		\$720.00
	Project Management*	Per arrangement		\$1,675.00
	Cable Racking / Fiber Duct	Per arrangement, square foot		ICB
	Frame / Aisle Lighting	Per arrangement, square foot		ICB
	Framework Ground Conductors	Per arrangement		ICB
	Extraordinary Modifications			ICB
PE1BW	Space Enclosure (Note 3) <i>Requested Prior to 6/1/99</i> Welded Wire-mesh	Per first 100 sq. ft.	\$224.60	NA
PE1PJ	Floor Space	Per square foot	\$3.90	NA
PE1BD	Cable Installation	Per Cable	NA	\$2,217.00
PE1PM	Cable Support Structure	Per entrance cable	\$24.55	NA
PE1PL	Power -48V DC Power	Per amp	\$7.09	ICB
PE1FB	120V AC Power single phase*	Per breaker amp	\$5.50	ICB
PE1FD	240V AC Power single phase*	Per breaker amp	\$11.00	ICB
PE1FE	120V AC Power three phase*	Per breaker amp	\$16.50	ICB
PE1FG	270V AC Power three phase*	Per breaker amp	\$38.20	ICB

USOC	Rate Element Description	Unit	Recurring Rate (RC)	Non-Recurring Rate (NRC)
	Cross Connects	Per Cross Connect		First / Additional
PE1P2	2-wire		\$0.0341	\$12.32/\$11.83
PE1P4	4-wire		\$0.0682	\$12.42/\$11.90
PE1P1	DS-1		\$1.12	\$22.08/\$15.96
PE1P3	DS-3		\$14.21	\$20.94/\$15.23
PE1F2	2-fiber		\$2.82	\$20.94/\$15.23
PE1F4	4-fiber		\$5.01	\$25.61/\$19.90
				Disconnect
				First/Additional
	2-wire			\$6.04/\$5.45
	4-wire			\$6.40/\$5.74
	DS-1			\$6.42/\$5.80
	DS-3			\$7.39/\$5.93
	2-fiber			\$7.40/\$5.93
	4-fiber			\$9.73/\$8.26
PE1ES	Co-Carrier Cross Connect (Note 4) Fiber Arrangement Cable	Per linear foot (existing)	\$0.06	NA
Fiber	Support Structure			
PE1DS	Copper or Coaxial Arrangement	Per linear foot (existing)	\$0.03	NA
Copper				
(TBD)	Cable Support Structure Construction, new	Per new construction	NA	ICB
PE1AX	Security Access System Security system*	Per Central office	\$52.00	
PE1A1	New Access Card Activation	Per Card		\$55.00
PE1AA	Administrative change, existing card	Per Card		\$35.00
PE1AR	Replace lost or stolen card	Per Card		\$250.00
PE1SR	Space Availability Report*	Per Central Office Requested		\$550.00
	POT Bay Arrangements <i>Prior to 6/1/99</i>	Per Cross Connect		
PE1PE	2 Wire Cross Connect		\$0.085	NA
PE1PF	4 Wire Cross Connect		\$0.1701	NA
PE1PG	DS1 Cross Connect		\$1.20	NA
PE1PH	DS3 Cross Connect		\$10.71	NA
PE1B2	2 Fiber Cross Connect		\$36.55	NA

USOC	Rate Element Description	Unit	Recurring Rate (RC)	Non-Recurring Rate (NRC)
PE1BT	Security Escort Basic Time	Per ½	NA	\$43.00/\$25.57
PE1OT	Overtime	Hour/Additional	NA	\$54.62/\$32.46
PE1PT	Premium Time	Half-hour	NA	\$66.24/\$39.35
AEH	Additional Engineering Fee (Note 5)	Per request, First half hour/Add'l Half hour		First / Additional Basic Time – \$31.00 / \$22.00 Overtime – \$37.00 / \$26.00

Note(s):

N/A refers to rate elements which do not have a negotiated rate.

(1) **Subsequent Application Fee:** BellSouth requires the submission of an Application Fee for modifications to an existing arrangement. However, when the modifications do not require BellSouth to expend capital, BellSouth will assess the Subsequent Application Fee in lieu of the Application Fee. Proposed modifications that could result in assessment of a Subsequent Application Fee would cause BellSouth to analyze the following but are not limited to: floor loading changes, changes to HVAC requirements, power requirement changes which may result in a power plant upgrade, environmental or safety requirements, or equipment relocation. Should the Subsequent Application Fee not be included as part of this Attachment, Xspedius will be assessed the full Application Fee for all subsequent activity for completed arrangements.

(2) **Space Preparation Fee:** The Space Preparation Fee is a one-time fee, assessed per arrangement, per location. It recovers the costs associated with the shared physical collocation area within a Central Office, which include survey, engineering, design and modification costs for network, building and support systems. In the event Xspedius opts for non-enclosed space, the space preparation fee will be assessed based on the total floor space dedicated to Xspedius as prescribed in Section 7 of the Collocation Attachment.

(3) **Space Enclosure Fee:** For cages requested prior to June 1, 1999, the Space Enclosure Construction Fee is a monthly recurring fee, assessed per enclosure, per location with a one-hundred (100) square foot minimum enclosure. It recovers costs associated with providing an optional equipment arrangement enclosure, which include architectural and engineering fees, materials, and installation costs. The cost for additional square feet is applicable only when ordered with the first 100 square feet and must be requested in fifty (50) square foot increments. Xspedius may, at its option, arrange with a BellSouth certified contractor to construct the space enclosure in accordance with BellSouth's guidelines and specifications. In this event, the contractor shall directly bill Xspedius for the space enclosure, and this fee shall not be applicable.

(4) **Co-Carrier Cross-Connect.** As stated in Section 5 of the Collocation Attachment, Xspedius may connect to other CLECs within the designated Central Office in addition to, and not in lieu of, interconnection to BellSouth services and facilities. Where BellSouth must construct a cable rack structure to house the co-Carrier cross-connection, construction charges will be applied on an individual case basis. BellSouth shall provide an estimate of these charges in the Application Response. Where an existing cable rack structure is in place and has sufficient capacity to accommodate the co-Carrier cross-connection requested, the recurring charges as stated in this Exhibit A shall apply.

(5) **Additional Engineering Fee:** BellSouth's additional engineering, and other labor costs associated with handling Xspedius - requested modifications to requests in progress or augmentations to existing arrangements shall be recovered as Additional Engineering charges, under provisions in BellSouth's F.C.C. Number 1 Tariff, Sections 13.1 and 13.2. Should Additional Engineering rates not be included, Xspedius agrees not to make changes to collocation arrangement after a Bona Fide Firm Order is submitted.

**BELLSOUTH/ XSPEDIUS RATES – TENNESSEE
PHYSICAL COLLOCATION**

USOC	Rate Element Description	Unit	Recurring Rate (RC)	Non-Recurring Rate (NRC)
PE1BA	Application Fee	Per Location	NA	\$3,850.00
PE1CA	Subsequent Application Fee (Note 1)	Per Request	NA	\$1600.00 Minimum
PE1BB	Space Preparation Fee (Note 2)			
	Mechanical / HVAC	Per ton (one ton minimum)		\$2,100.00
	Ground Bar	Per arrangement		\$720.00
	Project Management	Per arrangement		\$1,675.00
	Cable Racking / Fiber Duct	Per arrangement, square foot		ICB
	Frame / Aisle Lighting	Per arrangement, square foot		ICB
	Framework Ground Conductors	Per arrangement		ICB
	Extraordinary Modifications			ICB
PE1BW PE1C W	Space Enclosure (Note 3) <i>Requested Prior to 6/1/99</i> Welded Wire-mesh Welded Wire-mesh	Per first 100 sq. ft. Per add'l 50 sq. ft.	\$190.79 \$19.38	NA NA
PE1PJ	Floor Space	Per square foot	\$7.50	NA
PE1BD	Cable Installation	Per Cable	NA	\$2,750.00
PE1PM	Cable Support Structure	Per entrance cable	\$13.35	NA
PE1PL PE1FB PE1FD PE1FE PE1FG	Power -48V DC Power 120V AC Power single phase* 240V AC Power single phase* 120V AC Power three phase* 270V AC Power three phase*	Per amp Per breaker amp Per breaker amp Per breaker amp Per breaker amp	\$5.00 \$5.50 \$11.00 \$16.50 \$38.20	ICB ICB ICB ICB ICB

USOC	Rate Element Description	Unit	Recurring Rate (RC)	Non-Recurring Rate (NRC)
	Cross Connects	Per Cross Connect		First / Additional
PE1P2	2-wire		\$0.033	\$33.82/\$31.92
PE1P4	4-wire		\$0.066	\$33.94/\$31.95
PE1P1	DS-1		\$1.51	\$53.27/\$40.16
PE1P3	DS-3		\$19.26	\$52.37/\$38.89
PE1F2	2-fiber		\$15.64	\$41.56/\$29.82
PE1F4	4-fiber		\$28.11	\$50.53/\$38.78
				Disconnect
				First/Additional
	2-fiber			\$12.96/\$10.34
	4-fiber			\$16.97/\$14.35
				OSS/First/Additional
	2-fiber			\$2.69/\$2.69
	4-fiber			\$2.69/\$2.69
				OSS Disconnect
				First/Additional
	2-fiber			\$1.56/\$1.56
PE1ES	Co-Carrier Cross Connect (Note 4) Fiber Cable Support Structure, existing	Per linear foot	\$0.06	NA
PE1DS	Copper or Coaxial Cable Support Structure, existing	Per linear foot	\$0.03	NA
(TBD)	Cable Support Structure Construction (new)	Per new construction	NA	ICB
PE1AX	Security Access System Security system*	Per Central office	\$52.00	
PE1A1	New Access Card Activation	Per Card		\$55.00
PE1AA	Administrative change, existing card	Per Card		\$35.00
PE1AR	Replace lost or stolen card	Per Card		\$250.00
PE1SR	Space Availability Report*	Per Central Office Requested		\$550.00

	POT Bay Arrangements <i>Prior to 6/1/99</i>	Per Cross Connect		
PE1PE	2 Wire Cross Connect		\$0.40	NA
PE1PF	4 Wire Cross Connect		\$1.20	NA
PE1PG	DS1 Cross Connect		\$1.20	NA
PE1PH	DS3 Cross Connect		\$8.00	NA
PE1B2	2 Fiber Cross Connect		\$38.79	NA
USOC	Rate Element Description	Unit	Recurring Rate (RC)	Non-Recurring Rate (NRC)
	Security Escort			
PE1BT	Basic Time	Per ½	NA	\$41.00/\$25.00
PE1OT	Overtime	Hour/Additional	NA	\$48.00/\$30.00
PE1PT	Premium Time	Half-hour	NA	\$55.00/\$35.00
AEH	Additional Engineering Fee (Note 5)	Per request, First half hour/Add'l Half hour		First / Additional Basic Time – \$31.00 / \$22.00 Overtime – \$37.00 / \$26.00

Note(s):

N/A refers to rate elements which do not have a negotiated rate.

(1) **Subsequent Application Fee:** BellSouth requires the submission of an Application Fee for modifications to an existing arrangement. However, when the modifications do not require BellSouth to expend capital, BellSouth will assess the Subsequent Application Fee in lieu of the Application Fee. Proposed modifications that could result in assessment of a Subsequent Application Fee would cause BellSouth to analyze the following but are not limited to: floor loading changes, changes to HVAC requirements, power requirement changes which may result in a power plant upgrade, environmental or safety requirements, or equipment relocation. Should the Subsequent Application Fee not be included as part of this Attachment, Xspedius will be assessed the full Application Fee for all subsequent activity for completed arrangements.

(2) **Space Preparation Fee:** The Space Preparation Fee is a one-time fee, assessed per arrangement, per location. It recovers the costs associated with the shared physical collocation area within a Central Office, which include survey, engineering, design and modification costs for network, building and support systems. In the event Xspedius opts for non-enclosed space, the space preparation fee will be assessed based on the total floor space dedicated to Xspedius as prescribed in Section 7 of the Collocation Attachment.

(3) **Space Enclosure Fee:** For cages requested prior to June 1, 1999, the Space Enclosure Construction Fee is a monthly recurring fee, assessed per enclosure, per location with a one-hundred (100) square foot minimum enclosure. It recovers costs associated with providing an optional equipment arrangement enclosure, which include architectural and engineering fees, materials, and installation costs. The cost for additional square feet is applicable only when ordered with the first 100 square feet and must be requested in fifty (50) square foot increments. Xspedius may, at its option, arrange with a BellSouth certified contractor to construct the space enclosure in accordance with BellSouth's guidelines and specifications. In this event, the contractor shall directly bill Xspedius for the space enclosure, and this fee shall not be applicable.

(4) **Co-Carrier Cross-Connect.** As stated in Section 5 of the Collocation Attachment, Xspedius may connect to other CLECs within the designated Central Office in addition to, and not in lieu of, interconnection to BellSouth services and facilities. Where BellSouth must construct a cable rack structure to house the co-Carrier cross-connection, construction charges will be applied on an individual case basis. BellSouth shall provide an estimate of these charges in the Application Response. Where an existing cable rack structure is in place and has sufficient capacity to accommodate the co-Carrier cross-connection requested, the recurring charges as stated in this Exhibit A shall apply.

(5) **Additional Engineering Fee:** BellSouth's additional engineering, and other labor costs associated

with handling Xspedius -requested modifications to requests in progress or augmentations for existing arrangements shall be recovered as Additional Engineering charges, under provisions in BellSouth's F.C.C. Number 1 Tariff, Sections 13.1 and 13.2. Should Additional Engineering rates not be included, Xspedius agrees not to make changes to collocation arrangement after a Bona Fide Firm Order is submitted.

8. All of the other provisions of the Agreement, dated January 1, 2000, shall remain in full force and effect.
9. This Amendment is made effective thirty (30) calendar days following the last signature of all Parties.
10. Either or both of the Parties is authorized to submit this Amendment to the respective state regulatory authorities for approval subject to Section 252(e) of the Federal Telecommunications Act of 1996.

IN WITNESS WHEREOF, the Parties hereto have caused this Amendment to be executed by their respective duly authorized representatives on the date indicated below.

BellSouth Telecommunications, Inc.

Xspedius Corporation

By: Signature on File

By: Signature on File

Name: Gregory R. Follensbee

Name: Clements LeJeune

Title: Senior Director

Title: Sr. Vice President of Network Operations

Date: 4/29/2002

Date: 4/25/2002

Unbundled Network Elements
ALABAMA

CATEGORY	NOTES	UNBUNDLED NETWORK ELEMENT	Filt	Interim	Zone	BCS	USOC	RATES						OSS RATES						
								Nonrecurring			Nonrecurring Disconnect			Source	SOMEC	SOMAN	SOMAN	SOMAN	SOMAN	SOMAN
								Rec	First	Add'l	First	Add'l								
								Submitted Elec	Submitted Manually per	Charge - Manual Svc Order vs.	Charge - Manual Svc Order vs.	Charge - Manual Svc	Charge - Manual Svc							
PHYSICAL COLLOCATION																				
		Physical Collocation - 2-Wire Cross-Connects				UEANL,UEA,UD N,UDC,UAL,UH L,UCL,UEQ	PE1P2	0.031	33.68	31.79										
		Physical Collocation - 4-Wire Cross-Connects				CLO	PE1P4	0.062	33.63	31.67										
		Physical Collocation - DS1 Cross-Connects				CLO,UEANL,UE Q,WDS1L,WDS 1S	PE1P1	1.28	52.93	39.87										
		Physical Collocation - DS3 Cross-Connects				CLO	PE1P3	16.27	51.99	38.59										
		Physical Collocation - 2-Fiber Cross-Connect				CLO	PE1F2	3.23	52.00	38.60										
		Physical Collocation - 4-Fiber Cross-Connect				CLO	PE1F4	5.73	64.54	51.14										
		POT Bay Arrangements prior to 6/1/99 - 2-Wire Cross-Connect, per cross-connect				UEANL,UEA,UD N,UDC,UAL,UH L,UCL,UEQ,CL O	PE1PE	0.08												
		POT Bay Arrangements prior to 6/1/99 - 4-Wire Cross-Connect, per cross-connect				UEANL,UEA,UD N,UDC,UAL,UH L,UCL,UEQ,CL O	PE1PF	0.17												
		POT Bay Arrangements prior to 6/1/99 - DS1 Cross-Connect, per cross-connect				UEANL,UEA,UD N,UDC,UAL,UH L,UCL,UEQ,CL O,WDS1L,WDS 1S,	PE1PG	0.69												
		POT Bay Arrangements prior to 6/1/99 - DS3 Cross-Connect, per cross-connect				UEANL,UEA,UD N,UDC,UAL,UH L,UCL,UEQ,CL O	PE1PH	4.74												
		POT Bay Arrangements prior to 6/1/99 - 2-Fiber Cross-Connect, per cross-connect				UEANL,UEA,UD N,UDC,UAL,UH L,UCL,UEQ,CL O	PE1B2	32.02												
		POT Bay Arrangements prior to 6/1/99 - 4-Fiber Cross-Connect, per cross-connect				UEANL,UEA,UD N,UDC,UAL,UH L,UCL,UEQ,CL O	PE1B4	40.48												

Unbundled Network Elements
KENTUCKY

CATEGORY	NOTES	UNBUNDLED NETWORK ELEMENT	Filt	Interim	Zone	BCS	USOC	RATES				Source	SOME C	SOMAN	SOMAN	vc Order Submitted Elec	vc Order Submitted Manually per	Charge - Manual Svc Order vs.
								Nonrecurring		Nonrecurring								
								Rec	First	Add'l	Disconnect							
PHYSICAL COLLOCATION																		
		Physical Collocation - 2-Wire Cross-Connects				UEANL, UEA, U DN, UD C, UAL, UHL, U CL, UE Q	PE1P2	0.0333	24.68	23.68	12.14	10.95						
		Physical Collocation - 4-Wire Cross-Connects				CLO	PE1P4	0.0665	24.88	23.82	12.77	11.46						
		Physical Collocation - DS1 Cross-Connects				CLO, U EANL, U EQ, WD S1L, W DS1S	PE1P1	1.48	44.23	31.98	12.81	11.57						
		Physical Collocation - DS3 Cross-Connects				CLO	PE1P3	18.89	41.93	30.51	14.75	11.83						
		Physical Collocation - 2-Fiber Cross-Connect				CLO	PE1F2	3.75	41.93	30.51	14.76	11.84						
		Physical Collocation - 4-Fiber Cross-Connect				CLO	PE1F4	6.65	51.29	39.87	19.41	16.94						
		POT Bay Arrangements prior to 6/1/99 - 2-Wire Cross-Connect, per cross-connect				UEANL, UEA, U DN, UD C, UAL, UHL, U CL, UE Q, CLO	PE1PE	0.113										
		POT Bay Arrangements prior to 6/1/99 - 4-Wire Cross-Connect, per cross-connect				UEANL, UEA, U DN, UD C, UAL, UHL, U CL, UE Q, CLO	PE1PF	0.23										
		POT Bay Arrangements prior to 6/1/99 - DS1 Cross-Connect, per cross-connect				UEANL, UEA, U DN, UD C, UAL, UHL, U CL, UE Q, CLO, WDS1L, WDS1S	PE1PG	1.60										
		POT Bay Arrangements prior to 6/1/99 - DS3 Cross-Connect, per cross-connect				UEANL, UEA, U DN, UD C, UAL, UHL, U CL, UE Q, CLO	PE1PH	14.23										

Unbundled Network Elements
KENTUCKY

					UEANL, UEA,U DN,UD C,UAL, UHL,U CL,UE Q,CLO	PE1B2	48.57											
		POT Bay Arrangements prior to 6/1/99 - 2-Fiber Cross-Connect, per cross-connect																
					UEANL, UEA,U DN,UD C,UAL, UHL,U CL,UE Q,CLO	PE1B4	65.50											
		POT Bay Arrangements prior to 6/1/99 - 4-Fiber Cross-Connect, per cross-connect																

Unbundled Network Elements
LOUISIANA

CATEGORY	NOTES	UNBUNDLED NETWORK ELEMENT	Filt	Interim	Zone	BCS	USOC	RATES				OSS RATES							
								Nonrecurring		Nonrecurring		Source	SOMEC	SOMAN	SOMAN	SOMAN			
								Rec	First	Add'l	Disconnect						First	Add'l	
PHYSICAL COLLOCATION																			
		Physical Collocation - 2-Wire Cross-Connects				UEANL, UEA, UDN, UDC, UAL, UHL, UCL, UEQ	PE1P2	0.0318	11.94	11.46									
		Physical Collocation - 4-Wire Cross-Connects				CLO	PE1P4	0.0636	12.04	11.53									
		Physical Collocation - DS1 Cross-Connects				CLO, UEANL, UEQ, WDS1L, WDS1S	PE1P1	1.04	21.39	15.47									
		Physical Collocation - DS3 Cross-Connects				CLO	PE1P3	13.21	20.28	14.76									
		Physical Collocation - 2-Fiber Cross-Connect				CLO	PE1F2	2.62	20.28	14.76									
		Physical Collocation - 4-Fiber Cross-Connect				CLO	PE1F4	4.65	24.81	19.29									
		POT Bay Arrangements prior to 6/1/99 - 2-Wire Cross-Connect, per cross-connect				UEANL, UEA, UDN, UDC, UAL, UHL, UCL, UEQ, CLO	PE1PE	0.079											
		POT Bay Arrangements prior to 6/1/99 - 4-Wire Cross-Connect, per cross-connect				UEANL, UEA, UDN, UDC, UAL, UHL, UCL, UEQ, CLO	PE1PF	0.158											
		POT Bay Arrangements prior to 6/1/99 - DS1 Cross-Connect, per cross-connect				UEANL, UEA, UDN, UDC, UAL, UHL, UCL, UEQ, CLO, WDS1L, WDS1S	PE1PG	1.12											
		POT Bay Arrangements prior to 6/1/99 - DS3 Cross-Connect, per cross-connect				UEANL, UEA, UDN, UDC, UAL, UHL, UCL, UEQ, CLO	PE1PH	9.95											
		POT Bay Arrangements prior to 6/1/99 - 2-Fiber Cross-Connect, per cross-connect				UEANL, UEA, UDN, UDC, UAL, UHL, UCL, UEQ, CLO	PE1B2	33.96											

Unbundled Network Elements
LOUISIANA

					UEANL, UEA,U DN,UD C,UAL, UHL,U CL,UE Q,CLO	PE1B4	45.80										
POT Bay Arrangements prior to 6/1/99 - 4-Fiber Cross-Connect, per cross-connect																	

--	--

Unbundled Network Elements
MISSISSIPPI

CATEGORY	NOTES	UNBUNDLED NETWORK ELEMENT	Filt	Interim	Zone	BCS	USOC	RATES				OSS RATES				
								Nonrecurring		Nonrecurring		Submitted Elec	Submitted Manually per	Charge - Manual Svc Order vs.	Charge - Manual Svc Order vs.	
								Disconnect								
								Rec	First	Add'l	First	Add'l	Source	SOME C	SOMAN	SOMAN
PHYSICAL COLLOCATION																
		Physical Collocation - 2-Wire Cross-Connects				UEANL, UEA,U DN,UD C,UAL, UHL,U CL,UE Q	PE1P2	0.0288	12.37	11.87	6.04	5.45				
		Physical Collocation - 4-Wire Cross-Connects				CLO	PE1P4	0.0576	12.47	11.94	6.59	5.91				
		Physical Collocation - DS1 Cross-Connects				CLO,U EANL,U EQ,WD S1L,W DS1S	PE1P1	1.14	22.16	16.02	6.60	5.97				
		Physical Collocation - DS3 Cross-Connects				CLO	PE1P3	14.49	21.01	15.29	7.61	6.10				
		Physical Collocation - 2-Fiber Cross-Connect				CLO	PE1F2	2.87	21.01	15.29	7.61	6.10				
		Physical Collocation - 4-Fiber Cross-Connect				CLO	PE1F4	5.10	25.70	19.97	10.01	8.50				
		POT Bay Arrangements prior to 6/1/99 - 2-Wire Cross-Connect, per cross-connect				UEANL, UEA,U DN,UD C,UAL, UHL,U CL,UE Q,CLO	PE1PE	0.0867								
		POT Bay Arrangements prior to 6/1/99 - 4-Wire Cross-Connect, per cross-connect				UEANL, UEA,U DN,UD C,UAL, UHL,U CL,UE Q,CLO	PE1PF	0.1734								
		POT Bay Arrangements prior to 6/1/99 - DS1 Cross-Connect, per cross-connect				UEANL, UEA,U DN,UD C,UAL, UHL,U CL,UE Q,CLO, WDS1L ,WDS1 S	PE1PG	1.22								
		POT Bay Arrangements prior to 6/1/99 - DS3 Cross-Connect, per cross-connect				UEANL, UEA,U DN,UD C,UAL, UHL,U CL,UE Q,CLO	PE1PH	10.91								

Unbundled Network Elements
MISSISSIPPI

					UEANL, UEA,U DN,UD C,UAL, UHL,U CL,UE Q,CLO	PE1B2	37.26											
		POT Bay Arrangements prior to 6/1/99 - 2-Fiber Cross-Connect, per cross-connect																
					UEANL, UEA,U DN,UD C,UAL, UHL,U CL,UE Q,CLO	PE1B4	50.24											
		POT Bay Arrangements prior to 6/1/99 - 4-Fiber Cross-Connect, per cross-connect																

Unbundled Network Elements
NORTH CAROLINA

CATEGORY	NOTES	UNBUNDLED NETWORK ELEMENT	Filt	Interim	Zone	BCS	USOC	RATES					Submitted Elec per LSR	Submitted Manually per			
								Nonrecurring			Nonrecurring				Source	SOME C	SOMAN
								Rec	Disconnect								
									First	Add'l	First	Add'l					
PHYSICAL COLLOCATION																	
		Physical Collocation - 2-Wire Cross-Connects		I		UEANL,UE A,UDN,UD C,UAL,UHL ,UCL,UEQ CLO	PE1P2	0.32	41.78	39.23							
		Physical Collocation - 4-Wire Cross-Connects		I		CLO,UEAN L,UEQ,WD S1L,WDS1 S	PE1P4	0.64	41.91	39.25							
		Physical Collocation - DS1 Cross-Connects		I		CLO	PE1P1	2.34	71.02	51.08							
		Physical Collocation - DS3 Cross-Connects		I		CLO	PE1P3	42.84	69.84	49.43							
		Physical Collocation - 2-Fiber Cross-Connect		I		CLO	PE1F2	2.94	51.97	38.59							
		Physical Collocation - 4-Fiber Cross-Connect		I		CLO	PE1F4	5.62	64.53	51.15							
		POT Bay Arrangements prior to 6/1/99 - 2-Wire Cross-Connect, per cross-connect				UEANL,UE A,UDN,UD C,UAL,UHL ,UCL,UEQ, CLO	PE1PE	0.10									
		POT Bay Arrangements prior to 6/1/99 - 4-Wire Cross-Connect, per cross-connect				UEANL,UE A,UDN,UD C,UAL,UHL ,UCL,UEQ, CLO	PE1PF	0.19									
		POT Bay Arrangements prior to 6/1/99 - DS1 Cross-Connect, per cross-connect				UEANL,UE A,UDN,UD C,UAL,UHL ,UCL,UEQ, CLO,WDS1 L,WDS1S,	PE1PG	0.79									
		POT Bay Arrangements prior to 6/1/99 - DS3 Cross-Connect, per cross-connect				UEANL,UE A,UDN,UD C,UAL,UHL ,UCL,UEQ, CLO	PE1PH	4.85									
		POT Bay Arrangements prior to 6/1/99 - 2-Fiber Cross-Connect, per cross-connect				UEANL,UE A,UDN,UD C,UAL,UHL ,UCL,UEQ, CLO	PE1B2	45.30									
		POT Bay Arrangements prior to 6/1/99 - 4-Fiber Cross-Connect, per cross-connect				UEANL,UE A,UDN,UD C,UAL,UHL ,UCL,UEQ, CLO	PE1B4	61.09									

Unbundled Network Elements
SOUTH CAROLINA

CATEGORY	NOTES	UNBUNDLED NETWORK ELEMENT	Filt	Interim	Zone	BCS	USOC	RATES					OSS R							
								Nonrecurring		Nonrecurring		Source	SOME C	SOMAN	SOMAN	Submitted Elec	Submitted Manually per	Charge - Manual Svc Order vs.		
								Rec	First	Add'l	First								Add'l	
								Rec	First	Add'l	First	Add'l	Source	SOME C	SOMAN	SOMAN	Submitted Elec	Submitted Manually per	Charge - Manual Svc Order vs.	
PHYSICAL COLLOCATION																				
		Physical Collocation - 2-Wire Cross-Connects				UEANL, UEA, UD N, UDC, UAL, UH L, UCL, U EQ	PE1P2	0.0341	12.32	11.83	6.04	5.45								
		Physical Collocation - 4-Wire Cross-Connects				CLO	PE1P4	0.0682	12.42	11.90	6.40	5.74								
		Physical Collocation - DS1 Cross-Connects				CLO, UE ANL, UE Q, WDS1 L, WDS1 S	PE1P1	1.12	22.08	15.96	6.42	5.80								
		Physical Collocation - DS3 Cross-Connects				CLO	PE1P3	14.21	20.94	15.23	7.39	5.93								
		Physical Collocation - 2-Fiber Cross-Connect				CLO	PE1F2	2.82	20.94	15.23	7.40	5.93								
		Physical Collocation - 4-Fiber Cross-Connect				CLO	PE1F4	5.01	25.61	19.90	9.73	8.26								
		POT Bay Arrangements prior to 6/1/99 - 2-Wire Cross-Connect, per cross-connect				UEANL, UEA, UD N, UDC, UAL, UH L, UCL, U EQ, CLO	PE1PE	0.0850												
		POT Bay Arrangements prior to 6/1/99 - 4-Wire Cross-Connect, per cross-connect				UEANL, UEA, UD N, UDC, UAL, UH L, UCL, U EQ, CLO	PE1PF	0.1701												
		POT Bay Arrangements prior to 6/1/99 - DS1 Cross-Connect, per cross-connect				UEANL, UEA, UD N, UDC, UAL, UH L, UCL, U EQ, CLO, WDS1L, WDS1S	PE1PG	1.20												
		POT Bay Arrangements prior to 6/1/99 - DS3 Cross-Connect, per cross-connect				UEANL, UEA, UD N, UDC, UAL, UH L, UCL, U EQ, CLO	PE1PH	10.71												
		POT Bay Arrangements prior to 6/1/99 - 2-Fiber Cross-Connect, per cross-connect				UEANL, UEA, UD N, UDC, UAL, UH L, UCL, U EQ, CLO	PE1B2	36.55												
		POT Bay Arrangements prior to 6/1/99 - 4-Fiber Cross-Connect, per cross-connect				UEANL, UEA, UD N, UDC, UAL, UH L, UCL, U EQ, CLO	PE1B4	49.29												

Unbundled Network Elements
TENNESSEE

CATEGORY	NOTES	UNBUNDLED NETWORK ELEMENT	Filt	Interim	Zone	BCS	USOC	RATES					Source	SOMEC	SOMAN
								Nonrecurring			Nonrecurring Disconnect				
								Rec	First	Add'l	First	Add'l			
PHYSICAL COLLOCATION															
		Physical Collocation - 2-Wire Cross-Connects				UEANL, UEA,UD N,UDC, UAL,UH L,UCL,U EQ	PE1P2	0.033	33.82	31.92					
		Physical Collocation - 4-Wire Cross-Connects				CLO	PE1P4	0.066	33.94	31.95					
		Physical Collocation - DS1 Cross-Connects				CLO,UE ANL,UE Q,WDS1 L,WDS1 S	PE1P1	1.51	53.27	40.16					
		Physical Collocation - DS3 Cross-Connects				CLO	PE1P3	19.26	52.37	38.89					
		Physical Collocation - 2-Fiber Cross-Connect				CLO	PE1F2	15.64	41.56	29.82	12.96	10.34			
		Physical Collocation - 4-Fiber Cross-Connect				CLO	PE1F4	28.11	50.53	38.78	16.97	14.35			
		POT Bay Arrangements prior to 6/1/99 - 2-Wire Cross-Connect, per cross-connect				UEANL, UEA,UD N,UDC, UAL,UH L,UCL,U EQ,CLO	PE1PE	0.40							
		POT Bay Arrangements prior to 6/1/99 - 4-Wire Cross-Connect, per cross-connect				UEANL, UEA,UD N,UDC, UAL,UH L,UCL,U EQ,CLO	PE1PF	1.20							
		POT Bay Arrangements prior to 6/1/99 - DS1 Cross-Connect, per cross-connect				UEANL, UEA,UD N,UDC, UAL,UH L,UCL,U EQ,CLO, WDS1L, WDS1S,	PE1PG	1.20							
		POT Bay Arrangements prior to 6/1/99 - DS3 Cross-Connect, per cross-connect				UEANL, UEA,UD N,UDC, UAL,UH L,UCL,U EQ,CLO	PE1PH	8.00							
		POT Bay Arrangements prior to 6/1/99 - 2-Fiber Cross-Connect, per cross-connect				UEANL, UEA,UD N,UDC, UAL,UH L,UCL,U EQ,CLO	PE1B2	38.79							

**Amendment to
Interconnection Agreement between
Xspedius Corp. and
BellSouth Telecommunications, Inc.
Dated 01/01/2000**

Pursuant to this Agreement (the "Agreement") Xspedius Corp. ("Xspedius"), a Louisiana corporation, and BellSouth Telecommunications, Inc. ("BellSouth") hereinafter referred to collectively as the "Parties" hereby agree to amend that certain Master Interconnection Agreement ("the Agreement") between BellSouth and Xspedius dated 01/01/2000. **The Effective Date of this Agreement shall be May 24, 2002.**

NOW THEREFORE, in consideration of the mutual provisions contained herein and other good and valuable consideration, the receipt and sufficiency of which are hereby acknowledged, Xspedius and BellSouth hereby covenant and agree as follows:

1. The Parties agree to delete attachment 2 and Attachment 2, Exhibit C in their entirety in the interconnection agreement dated 01/01/2000 for the states Louisiana, and Mississippi and replace them with Attachment 2 and Attachment 2, Exhibit B (version 4/12/02) hereto attached for the states Louisiana and Mississippi. The Parties agree to **delete Attachments 1, 3, 5, and 7** rates in their entirety in the interconnection agreement dated 01/01/2000 for the states Louisiana and Mississippi and replace them with **Attachments 1, 3, 5, and 7** rates for version (04/12/02) for the states Louisiana and Mississippi.
2. All other provisions of the Interconnection Agreement, dated 01/01/2000, shall remain in full force and effect.
3. Either or both of the Parties is authorized to submit this Amendment to the appropriate state Commissions for approval subject to section 252(e) of the Federal Telecommunications Act of 1996.
4. IN WITNESS WHEREOF, the Parties hereto have caused this Amendment to be executed by their respective duly authorized representatives on the date indicated below.

BellSouth Telecommunications, Inc.

Xspedius Corp.

By: _____

By: _____

Name: _____

Name: _____

Title : _____

Title : _____

Date: _____

Date: _____

RESALE DISCOUNTS AND RATES

					LOUISIANA	MISSISSIPPI			
APPLICABLE DISCOUNTS									
RESIDENCE					20.72%	15.75%			
BUSINESS					20.72%	15.75%			
CSAs*					9.05%				
* Unless noted in this row, the discount for Business will be the applicable discount rate for CSAs.									
OPERATIONAL SUPPORT SYSTEMS (OSS) RATES									
<u>ELEMENT</u>	<u>USOC</u>								
Electronic LSR	SOMEK				\$3.50	\$3.50			
Manual LSR	SOMAN				\$19.99	\$19.99			
OPERATOR SERVICES (OPERATOR CALL PROCESSING AND DIRECTORY ASSISTANCE)									
SELECTIVE CALL ROUTING USING LINE CLASS CODES (SCR-LCC)									
<u>ELEMENT</u>	<u>USOC</u>								
Nonrecurring Charge: Per Unique LCC, per Request, per Switch					\$82.25	\$227.99			
Nonrecurring Disconnect Charge: Per Unique LCC, per Request, per Switch					NA	NA			
CUSTOM BRANDING ANNOUNCEMENT (CBA)									
DIRECTORY ASSISTANCE (DA) CBA via OLNS SOFTWARE									
Recording of DA CBA					\$3,000.00	\$3,000.00			
Loading of DA CBA per DRAM Card/Switch per OCN					\$1,700.00	\$1,700.00			

RESALE DISCOUNTS AND RATES

					LOUISIANA	MISSISSIPPI			
CUSTOM BRANDING ANNOUNCEMENT (CBA) CONT'd									
DIRECTORY ASSISTANCE (DA) UNBRANDING via OLNS SOFTWARE									
Loading of DA per OCN (1 OCN per Order)					\$420.00	\$420.00			
Loading of DA per Switch, per OCN					\$16.00	\$16.00			
OPERATOR ASSISTANCE (OA) CBA via OLNS SOFTWARE									
<u>ELEMENT</u>									
Recording of OA CBA					\$7,000.00	\$7,000.00			
Loading of OA CBA per shelf/ NAV per OCN					\$500.00	\$500.00			
Loading of DA CBA per DRAM Card/Switch per OCN					\$1,170.00	\$1,170.00			
OPERATOR ASSISTANCE (OA) UNBRANDING via OLNS SOFTWARE									
Loading of OA per OCN - Regional					\$1,200.00	\$1,200.00			

Attachment 2

Network Elements and Other Services

TABLE OF CONTENTS

1 INTRODUCTION..... 3

2 UNBUNDLED LOOPS..... 4

3 HIGH FREQUENCY SPECTRUM NETWORK ELEMENT..... 25

4 LOCAL SWITCHING..... 35

5 UNBUNDLED NETWORK ELEMENT COMBINATIONS..... 41

6 TRANSPORT, CHANNELIZATION AND DARK FIBER..... 48

**7 BELLSOUTH SWITCHED ACCESS (“SWA”) 8XX TOLL FREE DIALING TEN DIGIT
SCREENING SERVICE..... 53**

8 LINE INFORMATION DATABASE (LIDB)..... 53

9 SIGNALING 56

10 OPERATOR SERVICES (OPERATOR CALL PROCESSING AND DIRECTORY ASSISTANCE) . 62

11 AUTOMATIC LOCATION IDENTIFICATION/DATA MANAGEMENT SYSTEM (ALI/DMS)..... 68

12 CALLING NAME (CNAM) DATABASE SERVICE..... 69

**13 SERVICE CREATION ENVIRONMENT AND SERVICE MANAGEMENT SYSTEM (SCE/SMS)
ADVANCED INTELLIGENT NETWORK (AIN) ACCESS 70**

14 BASIC 911 AND E911 71

15 OPERATIONAL SUPPORT SYSTEMS (OSS)..... 72

LIDB Storage Agreement Exhibit A

Rates Exhibit B

ACCESS TO NETWORK ELEMENTS AND OTHER SERVICES

1 Introduction

- 1.1 This Attachment sets forth rates, terms and conditions for Network Elements and combinations of Network Elements that BellSouth agrees to offer to Xspeduis in accordance with its obligations under Section 251(c)(3) of the Act. Additionally, this Attachment sets forth the rates, terms and conditions for other services BellSouth makes available to Xspeduis. The price for each Network Element and combination of Network Elements and other services are set forth in Exhibit B of this Agreement. Additionally, the provision of a particular Network Element or service may require Xspeduis to purchase other Network Elements or services.
- 1.2 For purposes of this Agreement, “Network Element” is defined to mean a facility or equipment Xspeduis used in the provision of a telecommunications service. For purposes of this Agreement, combinations of Network Elements shall be referred to as “Combinations.”
- 1.3 BellSouth shall, upon request of Xspeduis, and to the extent technically feasible, provide to Xspeduis access to its Network Elements for the provision of Xspeduis’s telecommunications services. If no rate is identified in this Agreement, the rate for the specific service or function will be as set forth in the applicable BellSouth tariff or as negotiated by the Parties upon request by either Party.
- 1.4 Xspeduis may purchase Network Elements and other services from BellSouth for the purpose of combining such network elements in any manner Xspeduis chooses to provide telecommunication services to its intended users, including recreating existing BellSouth services. With the exception of the sub-loop Network Elements which are located outside of the central office, BellSouth shall deliver the Network Elements purchased by Xspeduis to the demarcation point associated with Xspeduis’s collocation arrangement.
- 1.5 BellSouth shall comply with the requirements as set forth in the technical references within this Attachment 2.
- 1.6 Rates
- 1.6.1 The prices that Xspeduis shall pay to BellSouth for Network Elements and Other Services are set forth in Exhibit B to this Attachment. If Xspeduis purchases a service(s) from a tariff, all terms and conditions and rates as set forth in such tariff shall apply.
- 1.6.2 Rates, terms and conditions for order cancellation charges and Service Date Advancement Charges will apply in accordance with Attachment 6 and are incorporated herein by this reference.

- 1.6.3 If Xspeduis modifies an order (Order Modification Charge (OMC)) after being sent a Firm Order Confirmation (FOC) from BellSouth, any costs incurred by BellSouth to accommodate the modification will be paid by Xspeduis in accordance with FCC No. 1 Tariff, Section 5.
- 1.6.4 A one-month minimum billing period shall apply to all UNE conversions or new installations.

2 Unbundled Loops

2.1 General

- 2.1.1 The local loop Network Element (“Loop”) is defined as a transmission facility between a distribution frame (or its equivalent) in BellSouth’s central office and the loop demarcation point at an end-user customer premises, including inside wire owned by BellSouth. The local loop Network Element includes all features, functions, and capabilities of the transmission facilities, including dark fiber and attached electronics (except those used for the provision of advanced services, such as Digital Subscriber Line Access Multiplexers) and line conditioning.
- 2.1.2 The provisioning of a Loop to Xspeduis’s collocation space will require cross-office cabling and cross-connections within the central office to connect the Loop to a local switch or to other transmission equipment. These cross-connects are separate components, that are not considered a part of the Loop, and thus, have a separate charge.
- 2.1.3 To the extent available within BellSouth’s network at a particular location, BellSouth will offer Loops capable of supporting telecommunications services. If a requested loop type is not available, and cannot be made available through BellSouth’s Unbundled Loop Modification process, then Xspeduis can use the Special Construction process to request that BellSouth place facilities in order to meet Xspeduis’s loop requirements. Standard Loop intervals shall not apply to the Special Construction process.
- 2.1.4 Where facilities are available, BellSouth will install Loops in compliance with BellSouth’s Products and Services Interval Guide available at the website at <http://www.interconnection.bellsouth.com>. For orders of 15 or more Loops, the installation and any applicable Order Coordination as described below will be handled on a project basis, and the intervals will be set by the BellSouth project manager for that order. When Loops require a Service Inquiry (SI) prior to issuing the order to determine if facilities are available, the interval for the SI process is separate from the installation interval.
- 2.1.5 The Loop shall be provided to Xspeduis in accordance with BellSouth’s TR73600 Unbundled Local Loop Technical Specification and applicable industry standard technical references.

- 2.1.6 Xspeduis may utilize the unbundled Loops to provide any telecommunications service it wishes, so long as such services are consistent with industry standards and BellSouth's TR73600.
- 2.1.7 BellSouth will only provision, maintain and repair the Loops to the standards that are consistent with the type of Loop ordered. In those cases where Xspeduis has requested that BellSouth modify a Loop so that it no longer meets the technical parameters of the original Loop type (e.g., voice grade, ISDN, ADSL, etc.) the resulting Loop will be maintained as an unbundled copper Loop (UCL), and Xspeduis shall pay the recurring and non-recurring charges for a UCL. For non-service specific loops (e.g. UCL, Loops modified by Xspeduis using the Unbundled Loop Modification (ULM) process), BellSouth will only support that the Loop has copper continuity and balanced tip-and-ring.
- 2.1.8 **Loop Testing/Trouble Reporting**
- 2.1.8.1 Xspeduis will be responsible for testing and isolating troubles on the Loops. Xspeduis must test and isolate trouble to the BellSouth portion of a designed/non-designed unbundled loop (e.g., UVL-SL2, UCL-D, UVL-SL1, UCL-ND, etc.) before reporting repair to the UNE Center. At the time of the trouble report, Xspeduis will be required to provide the results of the Xspeduis test which indicate a problem on the BellSouth provided loop.
- 2.1.8.2 Once Xspeduis has isolated a trouble to the BellSouth provided Loop, and had issued a trouble report to BellSouth on the Loop, BellSouth will take the actions necessary to repair the Loop if a trouble actually exists. BellSouth will repair these Loops in the same time frames that BellSouth repairs similarly situated Loops to its end users.
- 2.1.8.3 If Xspeduis reports a trouble on a non-designed loop (e.g., UVL-SL1, UCL-ND, etc.) and no trouble actually exists, BellSouth will charge Xspeduis for any dispatching and testing (both inside and outside the CO) required by BellSouth in order to confirm the loop's working status. If Xspeduis reports trouble on a designed loop and no trouble is found, BellSouth will charge Xspeduis for any dispatch and testing outside the central office.
- 2.1.9 **Order Coordination and Order Coordination-Time Specific**
- 2.1.9.1 "Order Coordination" (OC) allows BellSouth and Xspeduis to coordinate the installation of the SL2 Loops, Unbundled Digital Loops (UDL) and other Loops where OC may be purchased as an option, to Xspeduis's facilities to limit end user service outage. OC is available when the Loop is provisioned over an existing circuit that is currently providing service to the end user. OC for physical conversions will be scheduled at BellSouth's discretion during normal working hours on the committed due date. OC shall be provided in accordance with the chart set forth below.

- 2.1.9.2 “Order Coordination – Time Specific” (OC-TS) allows Xspeduis to order a specific time for OC to take place. BellSouth will make every effort to accommodate Xspeduis’s specific conversion time request. However, BellSouth reserves the right to negotiate with Xspeduis a conversion time based on load and appointment control when necessary. This OC-TS is a chargeable option for all Loops except Unbundled Copper Loops (UCL) and Universal Digital Channel (UDC), and is billed in addition to the OC charge. Xspeduis may specify a time between 9:00 a.m. and 4:00 p.m. (location time) Monday through Friday (excluding holidays). If Xspeduis specifies a time outside this window, or selects a time or quantity of Loops that requires BellSouth technicians to work outside normal work hours, overtime charges will apply in addition to the OC and OC-TS charges. Overtime charges will be applied based on the amount of overtime worked and in accordance with the rates established in the Access Services Tariff, Section E13.2, for each state. The OC-TS charges for an order due on the same day at the same location will be applied on a per Local Service Request (LSR) basis.
- 2.1.10 **CLEC to CLEC Conversions for Unbundled Loops**
- 2.1.10.1 The CLEC to CLEC conversion process for unbundled Loops may be used by Xspeduis when converting an existing unbundled Loop from another CLEC for the same end user. The Loop type being converted must be included in Xspeduis’s Interconnection Agreement before requesting a conversion.
- 2.1.10.2 To utilize the CLEC to CLEC conversion process, the Loop being converted must be the same Loop type with no requested changes to the Loop, must serve the same end user location from the same serving wire center, and must not require an outside dispatch to provision.
- 2.1.10.3 The Loops converted to Xspeduis pursuant to the CLEC to CLEC conversion process shall be provisioned in the same manner and with the same functionality and options as described in this Attachment for the specific Loop type.

	Order Coordination (OC)	Order Coordination – Time Specific (OC-TS)	Test Points	DLR	Charge for Dispatch and Testing if No Trouble Found
SL-1 (Non-Designed)	Chargeable Option	Chargeable Option	Not available	Chargeable Option – ordered as Engineering Information Document	Charged for Dispatch inside and outside Central Office
UCL-ND (Non-Designed)	Chargeable Option	Not Available	Not Available	Chargeable Option – ordered as Engineering Information Document	Charged for Dispatch inside and outside Central Office
Unbundled Voice Loops - SL-2 (including 2- and 4-wire UVL) (Designed)	Included	Chargeable Option	Included	Included	Charged for Dispatch outside Central Office
Unbundled Digital Loop (Designed)	Included	Chargeable Option (except on Universal Digital Channel)	Included (where appropriate)	Included	Charged for Dispatch outside Central Office
Unbundled Copper Loop (Designed)	Chargeable in accordance with Section 2	Not available	Included	Included	Charged for Dispatch outside Central Office
For UVL-SL1 and UCLs, Xspeduis must order and will be billed for both OC and OC-TS if requesting OC-TS.					

2.2 **Unbundled Voice Loops (UVLs)**

2.2.1 BellSouth shall make available the following UVLs:

2.2.1.1 2-wire Analog Voice Grade Loop – SL1 (Non-Designed)

2.2.1.2 2-wire Analog Voice Grade Loop – SL2 (Designed)

2.2.1.3 4-wire Analog Voice Grade Loop (Designed)

- 2.2.2 Unbundled Voice Loops (UVL) may be provisioned using any type of facility that will support voice grade services. This may include loaded copper, non-loaded copper, digital loop carrier systems, fiber or a combination of any of these facilities. BellSouth, in the normal course of maintaining, repairing, and configuring its network, may also change the facilities that are used to provide any given voice grade circuit. This change may occur at any time. In these situations, BellSouth will only ensure that the newly provided facility will support voice grade services. BellSouth will not guarantee that Xspeduis will be able to continue to provide any advanced services over the new facility. BellSouth will offer UVL in two different service levels - Service Level One (SL1) and Service Level Two (SL2).
- 2.2.3 Unbundled Voice Loop - SL1 (UVL-SL1) loops are 2-wire loop start circuits, will be non-designed, and will not have remote access test points. OC will be offered as a chargeable option on SLI loops when reuse of existing facilities has been requested by Xspeduis. Xspeduis may also order OC-TS when a specified conversion time is requested. OC-TS is a chargeable option for any coordinated order and is billed in addition to the OC charge. An Engineering Information (EI) document can be ordered as chargeable option. The EI document provides loop make up information which is similar to the information normally provided in a Design Layout Record. Upon issuance of a non-coordinated order in the service order system, SL1 loops will be activated on the due date in the same manner and time frames that BellSouth normally activates POTS-type loops for its end users.
- 2.2.4 For an additional charge BellSouth will make available Loop Testing so that Xspeduis may request further testing on UVL-SL1 loops. Loop Testing is available for new and reuse of BellSouth facilities. Rates for Loop Testing are as set forth in Exhibit B of this Attachment.
- 2.2.5 Unbundled Voice Loop – SL2 (UVL-SL2) loops may be 2-wire or 4-wire circuits, shall have remote access test points, and will be designed with a Design Layout Record provided to Xspeduis. SL2 circuits can be provisioned with loop start, ground start or reverse battery signaling. OC is provided as a standard feature on SL2 loops. The OC feature will allow Xspeduis to coordinate the installation of the loop with the disconnect of an existing customer's service and/or number portability service. In these cases, BellSouth will perform the order conversion with standard order coordination at its discretion during normal work hours.

2.3 **Unbundled Digital Loops**

- 2.3.1 BellSouth will offer Unbundled Digital Loops (UDL). UDLs are service specific, will be designed, will be provisioned with test points (where appropriate), and will come standard with OC and a Design Layout Record (DLR). The various UDLs are intended to support a specific digital transmission scheme or service.
- 2.3.2 BellSouth shall make available the following UDLs:

- 2.3.2.1 2-wire Unbundled ISDN Digital Loop
- 2.3.2.2 2-wire Universal Digital Channel (IDSL Compatible)
- 2.3.2.3 2-wire Unbundled ADSL Compatible Loop
- 2.3.2.4 2-wire Unbundled HDSL Compatible Loop
- 2.3.2.5 4-wire Unbundled HDSL Compatible Loop
- 2.3.2.6 4-wire Unbundled DS1 Digital Loop
- 2.3.2.7 4-wire Unbundled Digital Loop/DS0 – 64 kbps, 56 kbps and below
- 2.3.2.8 DS3 Loop
- 2.3.2.9 STS-1 Loop
- 2.3.2.10 OC3 Loop
- 2.3.2.11 OC12 Loop
- 2.3.2.12 OC48 Loop
- 2.3.3 2-Wire Unbundled ISDN Digital Loops will be provisioned according to industry standards for 2-Wire Basic Rate ISDN services and will come standard with a test point, Order Coordination, and a DLR. Xspeduis will be responsible for providing BellSouth with a Service Profile Identifier (SPID) associated with a particular ISDN-capable loop and end user. With the SPID, BellSouth will be able to adequately test the circuit and ensure that it properly supports ISDN service. BellSouth will not reconfigure its ISDN-capable loop to support IDSL service.
- 2.3.3.1 The Universal Digital Channel (UDC) (also known as IDSL-compatible Loop) is intended to be compatible with IDSL service and has the same physical characteristics and transmission specifications as BellSouth's ISDN-capable loop. These specifications are listed in BellSouth's TR73600.
- 2.3.3.2 The UDC may be provisioned on copper or through a Digital Loop Carrier (DLC) system. When UDC Loops are provisioned using a DLC system, the Loops will be provisioned on time slots that are compatible with data-only services such as IDSL.
- 2.3.4 2-Wire ADSL-Compatible Loop. This is a designed loop that is provisioned according to Revised Resistance Design (RRD) criteria and may be up to 18kft long and may have up to 6kft of bridged tap (inclusive of loop length). The loop is a 2-wire circuit and will come standard with a test point, Order Coordination, and a DLR.

- 2.3.5 2-Wire or 4-Wire HDSL-Compatible Loop. This is a designed loop that is provisioned according to Carrier Serving Area (CSA) criteria and may be up to 12,000 feet long and may have up to 2,500 feet of bridged tap (inclusive of loop length). It may be a 2-wire or 4-wire circuit and will come standard with a test point, Order Coordination, and a DLR.
- 2.3.6 4-Wire Unbundled DS1 Digital Loop. This is a designed 4-wire loop that is provisioned according to industry standards for DS1 or Primary Rate ISDN services and will come standard with a test point, Order Coordination, and a DLR. A DS1 Loop may be provisioned over a variety of loop transmission technologies including copper, HDSL-based technology or fiber optic transport systems. It will include a 4-Wire DS1 Network Interface at the end-user's location.
- 2.3.7 4-Wire Unbundled Digital/DS0 Loop. These are designed 4-wire loops that may be configured as 64kbps, 56kbps, 19kbps, and other sub-rate speeds associated with digital data services and will come standard with a test point, Order Coordination, and a DLR.
- 2.3.8 DS3 Loop. DS3 Loop is a two-point digital transmission path, which provides for simultaneous two-way transmission of serial, bipolar, return-to-zero isochronous digital electrical signals at a transmission rate of 44.736 megabits per second (Mbps) that is dedicated to the use of the ordering CLEC in its provisioning of local exchange and associated exchange access services. It may provide transport for twenty-eight (28) DS1 channels, each of which provides the digital equivalent of twenty-four analog voice grade channels. The interface to unbundled dedicated DS3 transport is a metallic-based electrical interface.
- 2.3.9 STS-1 Loop. STS-1 Loop is a high-capacity digital transmission path with SONET VT1.5 mapping that is dedicated for the use of the ordering customer for the purpose of provisioning local exchange and associated exchange access services. It is a two-point digital transmission path, which provides for simultaneous two-way transmission of serial bipolar return-to-zero synchronous digital electrical signals at a transmission rate of 51.84 megabits per second (Mbps). It may provide transport for twenty-eight (28) DS1 channels, each of which provides the digital equivalent of twenty-four analog voice grade channels. The interface to unbundled dedicated STS-1 transport is a metallic-based electrical interface.
- 2.3.10 OC3 Loop/OC12 Loop/OC48 Loop. OC3/OC-12/OC-48 Loops are optical two-point transmission paths that are dedicated to the use of the ordering CLEC in its provisioning of local exchange and associated exchange access services. The physical interface for all optical transport is optical fiber. This interface standard allows for transport of many different digital signals using a basic building block or base transmission rate of 51.84 megabits per second (Mbps). Higher rates are direct multiples of the base rate. The following rates are applicable: OC-3 - 155.52 Mbps; OC12 - 622.08 Mbps; and OC-48 - 2488 Mbps.

2.3.11 DS3 and above services come with a test point and a DLR. Mileage is airline miles, rounded up and a minimum of one mile applies. BellSouth TR 73501 LightGate[®]Service Interface and Performance Specifications, Issue D, June 1995 applies to DS3 and above services.

2.4 **Unbundled Copper Loops (UCL)**

2.4.1 BellSouth shall make available Unbundled Copper Loops (UCLs). The UCL is a copper twisted pair Loop that is unencumbered by any intervening equipment (e.g., filters, load coils, range extenders, digital loop carrier, or repeaters) and is not intended to support any particular telecommunications service. The UCL will be offered in two types – Designed and Non-Designed.

2.4.2 **Unbundled Copper Loop – Designed (UCL-D)**

2.4.2.1 The UCL-D will be provisioned as a dry copper twisted pair loop that is unencumbered by any intervening equipment (e.g., filters, load coils, range extenders, digital loop carrier, or repeaters). The UCL-D will be offered in two versions - Short and Long.

2.4.2.2 A short UCL-D (18,000 feet or less) is provisioned according to Resistance Design parameters, may have up to 6,000 feet of bridged tap and will have up to 1300 ohms of resistance.

2.4.2.3 The long UCL-D (beyond 18,000 feet) is provisioned as a dry copper twisted pair longer than 18,000 feet and may have up to 12,000 feet of bridged tap and up to 2800 ohms of resistance.

2.4.2.4 The UCL-D is a designed circuit, is provisioned with a test point, and comes standard with a DLR. OC is a chargeable option for a UCL-D; however, OC is always required on UCLs where a reuse of existing facilities has been requested by Xspeduis.

2.4.2.5 These loops are not intended to support any particular services and may be utilized by Xspeduis to provide a wide-range of telecommunications services so long as those services do not adversely affect BellSouth's network. This facility will include a Network Interface Device (NID) at the customer's location for the purpose of connecting the loop to the customer's inside wire.

2.4.2.6 BellSouth will make available the following UCL-Ds:

2.4.2.6.1 2-Wire UCL-D/short

2.4.2.6.2 2-Wire UCL-D/long

2.4.2.6.3 4-Wire UCL-D/short

2.4.2.6.4 4-Wire UCL-D/long

2.4.3 **Unbundled Copper Loop – Non-Designed (UCL-ND)**

2.4.3.1 The UCL-ND is provisioned as a dedicated 2-wire metallic transmission facility from BellSouth's Main Distribution Frame to a customer's premises (including the NID). The UCL-ND will be a "dry copper" facility in that it will not have any intervening equipment such as load coils, repeaters, or digital access main lines ("DAMLs"), and may have up to 6,000 feet of bridged tap between the end user's premises and the serving wire center. The UCL-ND typically will be 1300 Ohms resistance and in most cases will not exceed 18,000 feet in length, although the UCL-ND will not have a specific length limitation. For loops less than 18,000 feet and with less than 1300 Ohms resistance, the loop will provide a voice grade transmission channel suitable for loop start signaling and the transport of analog voice grade signals. The UCL-ND will not be designed and will not be provisioned with either a DLR or a test point.

2.4.3.2 The UCL-ND facilities may be mechanically assigned using BellSouth's assignment systems. Therefore, the Loop Make Up process is not required to order and provision the UCL-ND. However, Xspeduis can request Loop Make Up for which additional charges would apply.

2.4.3.3 At an additional charge, BellSouth also will make available Loop Testing so that Xspeduis may request further testing on the UCL-ND. Rates for Loop Testing are as set forth in Exhibit B of this Attachment.

2.4.3.4 UCL-ND loops are not intended to support any particular service and may be utilized by Xspeduis to provide a wide-range of telecommunications services so long as those services do not adversely affect BellSouth's network. The UCL-ND will include a Network Interface Device (NID) at the customer's location for the purpose of connecting the loop to the customer's inside wire.

2.4.3.5 Order Coordination (OC) will be provided as a chargeable option and may be utilized when the UCL-ND provisioning is associated with the reuse of BellSouth facilities. Order Coordination -Time Specific (OC-TS) does not apply to this product.

2.4.3.6 Xspeduis may use BellSouth's Unbundled Loop Modification (ULM) offering to remove bridge tap and/or load coils from any loop within the BellSouth network. Therefore, some loops that would not qualify as UCL-ND could be transformed into loops that do qualify, using the ULM process.

2.5 **Unbundled Loop Modifications (Line Conditioning)**

2.5.1 Line Conditioning is defined as the removal from the Loop of any devices that may diminish the capability of the Loop to deliver high-speed switched wireline

telecommunications capability, including xDSL service. Such devices include, but are not limited to, load coils, bridged taps, low pass filters, and range extenders.

- 2.5.2 BellSouth shall condition Loops, as requested by Xspeduis, whether or not BellSouth offers advanced services to the End User on that Loop.
- 2.5.3 In some instances, Xspeduis will require access to a copper twisted pair loop unfettered by any intervening equipment (e.g., filters, load coils, range extenders, etc.), so that Xspeduis can use the loop for a variety of services by attaching appropriate terminal equipment at the ends. Xspeduis will determine the type of service that will be provided over the loop. BellSouth's Unbundled Loop Modifications (ULM) process will be used to determine the costs and feasibility of conditioning the loops as requested. Rates for ULM are as set forth in Exhibit B of this Attachment.
- 2.5.4 In those cases where Xspeduis has requested that BellSouth modify a Loop so that it no longer meets the technical parameters of the original Loop type (e.g., voice grade, ISDN, ADSL, etc.) the resulting modified Loop will be ordered and maintained as a UCL.
- 2.5.5 The Unbundled Loop Modifications (ULM) offering provides the following elements: 1) removal of devices on 2-wire or 4-wire Loops equal to or less than 18,000 feet; 2) removal of devices on 2-wire or 4-wire Loops longer than 18,000 feet; and 3) removal of bridged-taps on loops of any length.
- 2.5.6 Xspeduis shall request Loop make up information pursuant to this Attachment prior to submitting a service inquiry and/or a LSR for the Loop type that Xspeduis desires BellSouth to condition.

2.6 **Loop Provisioning Involving Integrated Digital Loop Carriers**

- 2.6.1 Where Xspeduis has requested an Unbundled Loop and BellSouth uses Integrated Digital Loop Carrier (IDLC) systems to provide the local service to the end user and BellSouth has a suitable alternate facility available, BellSouth will make such alternative facilities available to Xspeduis. If a suitable alternative facility is not available, then to the extent it is technically feasible, BellSouth will make alternative arrangements available to Xspeduis (e.g. hairpinning).
- 2.6.2 BellSouth will select one of the following arrangements:
1. Roll the circuit(s) from the IDLC to any spare copper that exists to the customer premises.
 2. Roll the circuit(s) from the IDLC to an existing DLC that is not integrated.
 3. If capacity exists, provide "side-door" porting through the switch.
 4. If capacity exists, provide "DACS-door" porting (if the IDLC routes through a DACS prior to integration into the switch).

2.6.3 Arrangements 3 and 4 above require the use of a designed circuit. Therefore, non-designed loops such as the SL1 voice grade and UCL-ND may not be ordered in these cases.

2.6.4 If no alternate facility is available, BellSouth will utilize its Special Construction (SC) process to determine the additional costs required to provision the loop facilities. Xspeduis will then have the option of paying the one-time SC rates to place the loop.

2.7 **Network Interface Device (NID)**

2.7.1 The NID is defined as any means of interconnection of end-user customer premises wiring to BellSouth's distribution plant, such as a cross-connect device used for that purpose. The NID is a single-line termination device or that portion of a multiple-line termination device required to terminate a single line or circuit at the premises. The NID features two independent chambers or divisions that separate the service provider's network from the end user's customer-premises wiring. Each chamber or division contains the appropriate connection points or posts to which the service provider and the end user each make their connections. The NID provides a protective ground connection and is capable of terminating cables such as twisted pair cable.

2.7.2 BellSouth shall permit Xspeduis to connect Xspeduis's Loop facilities the end-user's customer-premises wiring through the BellSouth NID or at any other technically feasible point.

2.7.3 **Access to NID**

2.7.3.1 Xspeduis may access the end user's customer-premises wiring by any of the following means and Xspeduis shall not disturb the existing form of electrical protection and shall maintain the physical integrity of the NID:

2.7.3.1.1 1) BellSouth shall allow Xspeduis to connect its loops directly to BellSouth's multi-line residential NID enclosures that have additional space and are not used by BellSouth or any other telecommunications carriers to provide service to the premises.

2.7.3.1.2 2) Where an adequate length of the end user's customer premises wiring is present and environmental conditions permit, either Party may remove the customer premises wiring from the other Party's NID and connect such wiring to that Party's own NID;

2.7.3.1.3 3) Enter the subscriber access chamber or dual chamber NID enclosures for the purpose of extending a connect divisioned or spliced jumper wire from the customer premises wiring through a suitable "punch-out" hole of such NID enclosures; or

- 2.7.3.1.4 4) Request BellSouth to make other rearrangements to the end user customer premises wiring terminations or terminal enclosure on a time and materials cost basis.
- 2.7.3.2 In no case shall either Party remove or disconnect the other Party's loop facilities from either Party's NIDs, enclosures, or protectors unless the applicable Commission has expressly permitted the same and the disconnecting Party provides prior notice to the other Party. In such cases, it shall be the responsibility of the Party disconnecting loop facilities to leave undisturbed the existing form of electrical protection and to maintain the physical integrity of the NID. It will be Xspeduis's responsibility to ensure there is no safety hazard and will hold BellSouth harmless for any liability associated with the removal of the BellSouth loop from the BellSouth NID. Furthermore, it shall be the responsibility of the disconnecting Party, once the other Party's loop has been disconnected from the NID, to reconnect the disconnected loop to a nationally recognized testing laboratory listed station protector, which has been grounded as per Article 800 of the National Electrical Code. If no spare station protector exists in the NID, the disconnected loop must be appropriately cleared, capped and stored.
- 2.7.3.3 In no case shall either Party remove or disconnect ground wires from BellSouth's NIDs, enclosures, or protectors.
- 2.7.3.4 In no case shall either Party remove or disconnect NID modules, protectors, or terminals from BellSouth's NID enclosures.
- 2.7.3.5 Due to the wide variety of NID enclosures and outside plant environments, BellSouth will work with Xspeduis to develop specific procedures to establish the most effective means of implementing this section if the procedures set forth herein do not apply to the NID in question.
- 2.7.4 Technical Requirements
- 2.7.4.1 The NID shall provide an accessible point of interconnection and shall maintain a connection to ground.
- 2.7.4.2 If an existing NID is accessed, it shall be capable of transferring electrical analog or digital signals between the end user's customer premises and the Distribution Media and/or cross connect to Xspeduis's NID.
- 2.7.4.3 Existing BellSouth NIDS will be provided in "as is" condition. Xspeduis may request BellSouth do additional work to the NID on a time and material basis. When Xspeduis deploys its own local loops with respect to multiple-line termination devices, Xspeduis shall specify the quantity of NIDs connections that it requires within such device.

2.8 **Sub-loop Elements**

2.8.1 Where facilities permit, BellSouth shall offer access to its Unbundled Sub-Loop (USL) and Unbundled Sub-loop Concentration (USLC) System.

2.8.2 **Unbundled Sub-Loop Distribution**

2.8.2.1 The unbundled sub-loop distribution facility is a dedicated transmission facility that BellSouth provides from an end user's point of demarcation to a BellSouth cross-connect device. The BellSouth cross-connect device may be located within a remote terminal (RT) or a stand-alone cross-box in the field or in the equipment room of a building. The unbundled sub-loop distribution media is a copper twisted pair that can be provisioned as a 2 Wire or 4 Wire facility. BellSouth will make the following available sub-loop distribution offerings where facilities permit:

Unbundled Sub-Loop Distribution – Voice Grade

Unbundled Copper Sub-Loop

Unbundled Sub-Loop Distribution – Intrabuilding Network Cable (aka riser cable)

2.8.2.2 Unbundled Sub-Loop Distribution – Voice Grade (USLD-VG) is a sub-loop facility from the cross-box in the field up to and including the point of demarcation, at the end user's premises and may have load coils.

2.8.2.3 Unbundled Copper Sub-Loop (UCSL) is a copper facility of any length provided from the cross-box in the field up to and including the end-user's point of demarcation. If available, this facility will not have any intervening equipment such as load coils between the end-user and the cross-box.

2.8.2.4 If Xspeduis requests a UCSL and it is not available, Xspeduis may request the Sub-Loop facility be modified pursuant to the ULM process request to remove load coils and/or bridged taps. If load coils and/or bridged taps are removed, the facility will be classified as a UCSL.

2.8.2.5 Unbundled Sub-Loop Distribution – Intrabuilding Network Cable (USLD-INC) is the distribution facility inside a building or between buildings on the same continuous property which is not separated by a public street or road. USLD-INC includes the facility from the cross-connect device in the building equipment room up to and including the point of demarcation, at the end user's premises.

2.8.2.6 BellSouth will install a cross connect panel in the building equipment room for the purpose of accessing USLD-INC pairs from a building equipment room. The cross-connect panel will function as a single point of interconnection (SPOI) for USLD-INC and will be accessible by multiple carriers as space permits. BellSouth will place cross-connect blocks in 25-pair increments for Xspeduis's use on this cross-connect panel. Xspeduis will be responsible for connecting its facilities to the 25-pair cross-connect block(s).

- 2.8.2.7 Unbundled Sub-Loop distribution facilities shall support functions associated with provisioning, maintenance and testing of the Unbundled Sub-Loop. For access to Voice Grade USLD and UCSL, Xspeduis shall install a cable to the BellSouth cross-box pursuant to the terms and conditions for physical collocation for remote sites set forth in this Agreement. This cable would be connected by a BellSouth technician within the BellSouth cross-box during the set-up process. Xspeduis's cable pairs can then be connected to BellSouth's USL within the BellSouth cross-box by the BellSouth technician.
- 2.8.2.8 Through the Service Inquiry (SI) process, BellSouth will determine whether access to Unbundled Sub-Loops at the location requested by Xspeduis is technically feasible and whether sufficient capacity exists in the cross-box. If existing capacity is sufficient to meet Xspeduis's request, then BellSouth will perform the site set-up as described in Section 2.8.2.9. If any work must be done to modify existing BellSouth facilities or add new facilities (other than adding the cross-connect panel in a building equipment room as noted in Section 2.8.2.9) to accommodate Xspeduis's request for Unbundled Sub-Loops, Xspeduis may request BellSouth's Special Construction (SC) process to determine additional costs required to provision the Unbundled Sub-Loops. Xspeduis will have the option to proceed under the SC process to modify the BellSouth facilities.
- 2.8.2.9 The site set-up must be completed before Xspeduis can order sub-loop pairs. For the site set-up in a BellSouth cross-connect box in the field, BellSouth will perform the necessary work to splice Xspeduis's cable into the cross-connect box. For the site set-up inside a building equipment room, BellSouth will perform the necessary work to install the cross-connect panel and the connecting block(s) that will be used to provide access to the requested USLs.
- 2.8.2.10 Once the site set-up is complete, Xspeduis will request sub-loop pairs through submission of a Local Service Request (LSR) form to the Local Carrier Service Center (LCSC). Order Coordination is required with USL pair provisioning when Xspeduis requests reuse of an existing facility and is in addition to the USL pair rate. For expedite requests by Xspeduis for sub-loop pairs, expedite charges will apply for intervals less than 5 days.
- 2.8.2.11 Unbundled Sub-Loops will be provided in accordance with technical reference TR73600.

2.8.3 **Unbundled Network Terminating Wire (UNTW)**

- 2.8.3.1 Unbundled Network Terminating Wire (UNTW) is unshielded twisted copper wiring that is used to extend circuits from an intra-building network cable terminal or from a building entrance terminal to an individual customer's point of demarcation. It is the final portion of the Loop which in multi-subscriber configurations represents the point at which the network branches out to serve individual subscribers.

- 2.8.3.2 This element will be provided in Multi-Dwelling Units (MDUs) and/or Multi-Tenants Units (MTUs) where either Party owns wiring all the way to the end-users premises. Neither Party will provide this element in those locations where the property owner provides its own wiring to the end-user's premises, where a third party owns the wiring to the end-user's premises or where the property owner will not allow the other Party to place its facilities to the end user.
- 2.8.3.3 Requirements
- 2.8.3.3.1 On a multi-unit premises, upon request of the other Party ("Requesting Party"), the Party owning the network terminating wire ("Provisioning Party") will provide access to UNTW pairs on an Access Terminal that is suitable for use by multiple carriers at each Garden Terminal or Wiring Closet.
- 2.8.3.3.2 The Provisioning Party shall not be required to install new or additional NTW beyond existing NTW to provision the services of the Requesting Party.
- 2.8.3.3.3 In existing Multi-Dwelling Units (MDUs) and/or Multi-Tenant Units (MTUs) in which BellSouth does not own or control wiring (INC/NTW) to the end users premises, Xspeduis will install UNTW Access Terminals for BellSouth at no additional charge.
- 2.8.3.3.4 In situations in which BellSouth activates a UNTW pair, BellSouth will compensate Xspeduis for each pair activated commensurate to the price specified in Xspeduis's Agreement.
- 2.8.3.3.5 Upon receipt of the UNTW Service Inquiry (SI) requesting access to the Provisioning Party's UNTW pairs at a multi-unit premises, representatives of both Parties will participate in a meeting at the site of the requested access. The purpose of the site visit will include discussion of the procedures for installation and location of the Access Terminals. By request of the Requesting Party, an Access Terminal will be installed either adjacent to each Provisioning Party's Garden Terminal or inside each Wiring Closet. Requesting Party will deliver and connect its central office facilities to the UNTW pairs within the Access Terminal. Requesting Party may access any available pair on an Access Terminal. A pair is available when a pair is not being utilized to provide service or where the end user has requested a change in its local service provider to the Requesting Party. Prior to connecting Requesting Party's service on a pair previously used by Provisioning Party, Requesting Party is responsible for ensuring the end-user is no longer using Provisioning Party's service or another CLEC's service before accessing UNTW pairs.
- 2.8.3.3.6 Access Terminal installation intervals will be established on an individual case basis.

- 2.8.3.3.7 Requesting Party is responsible for obtaining the property owner's permission for Provisioning Party to install an Access Terminal(s) on behalf of the Requesting Party. The submission of the SI by the Requesting Party will serve as certification by the Requesting Party that such permission has been obtained. If the property owner objects to Access Terminal installations that are in progress or subsequent to completion and demands removal of Access Terminals, Requesting Party will be responsible for costs associated with removing Access Terminals and restoring property to its original state prior to Access Terminals being installed.
- 2.8.3.3.8 The Requesting Party shall indemnify and hold harmless the Provisioning Party against any claims of any kind that may arise out of the Requesting Party's failure to obtain the property owner's permission. Requesting Party will be billed for non-recurring and recurring charges for accessing UNTW pairs at the time the Requesting Party activates the pair(s). The Requesting Party will notify the Provisioning Party each time it activates UNTW pairs using the LSR form.
- 2.8.3.3.9 Requesting Party will isolate and report troubles in the manner specified by the Provisioning Party. Requesting Party must tag the UNTW pair that requires repair. If Provisioning Party dispatches a technician on a reported trouble call and no UNTW trouble is found, Provisioning Party will charge Requesting Party for time spent on the dispatch and testing the UNTW pair(s).
- 2.8.3.3.10 If Requesting Party initiates the Access Terminal installation and the Requesting Party has not activated at least one pair on the Access Terminal installed pursuant to Requesting Party's request for an Access Terminal within 6 months of installation of the Access Terminal, Provisioning Party will bill Requesting Party a non-recurring charge equal to the actual cost of provisioning the Access Terminal.
- 2.8.3.3.11 If Provisioning Party determines that Requesting Party is using the UNTW pairs without reporting the activation of the pairs, the following charges shall apply:
- 2.8.3.3.11.1 If Requesting Party issued a LSR to disconnect an end-user from Provisioning Party in order to use a UNTW pair, Requesting Party will be billed for the use of the pair back to the disconnect order date.
- 2.8.3.3.11.2 If Requesting Party activated a UNTW pair on which Provisioning Party was not previously providing service, Requesting Party will be billed for the use of that pair back to the date the end-user began receiving service using that pair. Upon request, Requesting Party will provide copies of its billing record to substantiate such date. If Requesting Party fails to provide such records, then Provisioning Party will bill the Requesting Party back to the date of the Access Terminal installation.

2.8.4 **Unbundled Sub-Loop Feeder**

- 2.8.4.1 Unbundled Sub-Loop Feeder (USLF) provides connectivity between BellSouth's central office and cross-box (or other access point) that serves an end user location.
- 2.8.4.2 USLF utilized for voice traffic can be configured as 2-wire voice (USLF-2W/V) or 4-wire voice (USLF-4W/V).
- 2.8.4.3 USLF utilized for digital traffic can be configured as 2-wire ISDN (USLF-2W/I); 2-wire Copper (USLF-2W/C); 4-wire Copper (USLF-4W/C); 4-wire DS0 level loop (USLF-4W/D0); or 4-wire DS1 and ISDN (USLF-4W/DI).
- 2.8.4.4 USLF will provide access to both the equipment and the features in the BellSouth central office and BellSouth cross box necessary to provide a 2W or 4W communications pathway from the BellSouth central office to the BellSouth cross-box. This element will allow for the connection of Xspeduis's loop distribution elements onto BellSouth's feeder system.
- 2.8.4.5 Requirements
- 2.8.4.5.1 Xspeduis will extend a compatible cable to BellSouth's cross-box. BellSouth will connect the cable to a cross-connect panel inside the BellSouth cross-box to the requested level of feeder element. In those cases when there is no room in the BellSouth cross-box to accommodate the additional cross-connect panels mentioned above, Xspeduis may request, through the BellSouth Special Construction process, a determination of costs to provide the sub-loop feeder element to Xspeduis. Xspeduis will then have the option of paying the special construction charges or canceling the order.
- 2.8.4.5.2 USLF will be a designed circuit and BellSouth will provide a Design Layout Record (DLR) for this element.
- 2.8.4.5.3 BellSouth will provide USLF elements in accordance with applicable industry standards for these types of facilities. Where industry standards do not exist, BellSouth's TR73600 will be used to determine performance parameters.
- 2.8.4.6 Unbundled Sub-Loop Feeder – (USLF DS3 and above)
- 2.8.4.6.1 USLF DS3 and above provides connectivity between a BellSouth Serving Wire Center (SWC) and the Remote Terminal (RT) associated with that SWC that serves an end user location.
- 2.8.4.6.2 The sub-loop feeder is intended to be utilized for voice traffic and digital traffic. It can be configured at DS3, STS-1, OC-3, OC-12, or OC-48 transmission capacities.
- 2.8.4.6.3 The OC-48 Sub-Loop Feeder will consist of four (4) OC12 interfaces.

2.8.4.6.4 Both 2-fiber and 4-fiber-protect applications will be supported for OC-3 level and higher.

2.8.4.7 Requirements

2.8.4.7.1 Access in the SWC and RT will be via a Collocation cross-connect.

2.8.4.7.2 USLF DS3 and above will be a designed circuit. BellSouth will provide a Design Layout Record (DLR) for this network element.

2.8.4.7.3 Rates. Rates for these services are as set forth in Exhibit B of this Attachment. Mileage is based on airline miles.

2.8.4.7.4 BellSouth will provide USLF DS3 and above elements in accordance with applicable industry standards.

2.8.5 **Unbundled Loop Concentration (ULC)**

2.8.5.1 BellSouth will provide to Xspeduis Unbundled Loop Concentration (ULC). Loop concentration systems in the central office concentrate the signals transmitted over local loops onto a digital loop carrier system. The concentration device is placed inside a BellSouth central office. BellSouth will offer ULC with a TR008 interface or a TR303 interface.

2.8.5.2 ULC will be offered in two system options. System A will allow up to 96 BellSouth loops to be concentrated onto two or more DS1s. The high-speed connection from the concentrator will be at the electrical DS1 level and will connect to Xspeduis at Xspeduis's collocation site. System B will allow up to 192 BellSouth loops to be concentrated onto 4 or more DS1s. System A may be upgraded to a System B. A minimum of two DS1s is required for each system (i.e., System A requires two DS1s and System B would require an additional two DS1s or four in total). All DS1 interfaces will terminate to Xspeduis's collocation space. ULC service is offered with concentration (2 DS1s for 96 channels) or without concentration (4 DS1s for 96 channels) and with or without protection. A Loop Interface element will be required for each loop that is terminated onto the ULC system.

2.8.6 **Unbundled Sub-Loop Concentration (USLC)**

2.8.6.1 Where facilities permit, Xspeduis may concentrate its sub-loops onto multiple DS1s back to the BellSouth Central Office.

2.8.6.2 USLC, using the Lucent Series 5 equipment, will be offered in two system options. System A will allow up to 96 of Xspeduis's sub-loops to be concentrated onto two or more DS1s. System B will allow an additional 96 of Xspeduis's sub-loops to be concentrated onto two or more additional DS1s. One System A may be supplemented with one System B and they both must be physically located in a

single Series 5 dual channel bank. A minimum of two DS1s is required for each system (i.e., System A requires two DS1s and System B would require an additional two DS1s or four in total). The DS1 level facility that connects the Remote Terminal site with the serving wire center is known as a Feeder Interface. All DS1 Feeder Interfaces will terminate to Xspeduis's demarcation point associated with Xspeduis's collocation space within the SWC that serves the remote terminal (RT). USLC service is offered with or without concentration and with or without a protection DS1.

2.8.6.3 Xspeduis is required to deliver its sub-loops to its own cross-box, RT, or other similar device and deliver a single cable to the BellSouth RT. This cable shall be connected, by a BellSouth technician, to a cross-connect panel within the BellSouth RT/cross-box and shall allow Xspeduis's sub-loops to be placed on the USLC and transported to Xspeduis's collocation space at a DS1 level.

2.8.7 **Dark Fiber Loop**

2.8.7.1 Dark Fiber Loop is an unused optical transmission facility without attached signal regeneration, multiplexing, aggregation or other electronics that connects two points within BellSouth's network. Dark Fiber Loops may be strands of optical fiber existing in aerial or underground structure. BellSouth will not provide line terminating elements, regeneration or other electronics necessary for Xspeduis to utilize Dark Fiber Loops.

2.8.7.2 A Dark Fiber Loop is a point to point arrangement from an end user's premises connected via a cross connect to the demarcation point associated with Xspeduis's collocation space in the end user's serving wire center.

2.8.7.3 Dark Fiber Loop rates are differentiated between Local Channel, Interoffice Channel and Local Loop.

2.8.7.4 Requirements

2.8.7.4.1 BellSouth shall make available Dark Fiber Loop where it exists in BellSouth's network and where, as a result of future building or deployment, it becomes available. Dark Fiber Loop will not be deemed available if: (1) it is used by BellSouth for maintenance and repair purposes; (2) it is designated for use pursuant to a firm order placed by another customer; (3) it is restricted for use by all carriers, including BellSouth, because of transmission problems or because it is scheduled for removal due to documented changes to roads and infrastructure; or (4) BellSouth has plans to use the fiber within a two-year planning period. BellSouth is not required to place the fiber for Dark Fiber Loop if none is available.

- 2.8.7.4.2 If the requested Dark Fiber Loop has any lightwave repeater equipment interspersed to it, BellSouth will remove such equipment at Xspeduis's request subject to time and materials charges.
- 2.8.7.4.3 Xspeduis is solely responsible for testing the quality of the Dark Fiber to determine its usability and performance specifications.
- 2.8.7.4.4 BellSouth shall use its commercially reasonable efforts to provide to Xspeduis information regarding the location, availability and performance of Dark Fiber Loop within ten (10) business days after receiving a Service Inquiry ("SI") from Xspeduis.
- 2.8.7.4.5 If the requested Dark Fiber Loop is available, BellSouth shall use commercially reasonable efforts to provision the Dark Fiber Loop to Xspeduis within twenty (20) business days after Xspeduis submits a valid, error free LSR. Provisioning includes identification of appropriate connection points (e.g., Light Guide Interconnection (LGX)) to enable Xspeduis to connect or splice Xspeduis provided transmission media (e.g., optical fiber) or equipment to the Dark Fiber Loop.

2.9 **Loop Makeup (LMU)**

2.9.1 Description of Service

- 2.9.1.1 BellSouth shall make available to Xspeduis (LMU) information so that Xspeduis can make an independent judgment about whether the Loop is capable of supporting the advanced services equipment Xspeduis intends to install and the services Xspeduis wishes to provide. This section addresses LMU as a preordering transaction, distinct from Xspeduis ordering any other service(s). Loop Makeup Service Inquiries (LMUSI) for preordering loop makeup are likewise unique from other preordering functions with associated service inquiries (SI) as described in this Agreement.
- 2.9.1.2 BellSouth will provide Xspeduis LMU information consisting of the composition of the loop material (copper/fiber); the existence, location and type of equipment on the Loop, including but not limited to digital loop carrier or other remote concentration devices, feeder/distribution interfaces, bridged taps, load coils, pair-gain devices; the loop length; the wire gauge and electrical parameters.
- 2.9.1.3 BellSouth's LMU information is provided to Xspeduis as it exists either in BellSouth's databases or in its hard copy facility records. BellSouth does not guarantee accuracy or reliability of the LMU information provided.
- 2.9.1.4 BellSouth's provisioning of LMU information to the requesting CLEC on facilities is contingent upon either BellSouth or the requesting CLEC owning the loop(s) that serve the service location for which LMU information has been requested by the CLEC. The requesting CLEC is not authorized to receive LMU information

on a facility owned by another CLEC unless BellSouth receives a Letter of Authorization (LOA) from the voice CLEC (owner) or its authorized agent on the LMUSI (Loop Makeup Service Inquiry) submitted by the requesting CLEC.

2.9.1.5 Xspeduis may choose to use equipment that it deems will enable it to provide a certain type and level of service over a particular BellSouth Loop. The determination shall be made solely by Xspeduis and BellSouth shall not be liable in any way for the performance of the advanced data services provisioned over said Loop. The specific Loop type (ADSL, HDSL, or otherwise) ordered on the LSR must match the LMU of the loop reserved taking into consideration any requisite line conditioning. The LMU data is provided for informational purposes only and does not guarantee Xspeduis's ability to provide advanced data services over the ordered loop type. Further, if Xspeduis orders loops that are not intended to support advanced services (such as UV-SL1, UV-SL2, or ISDN compatible loops) and that are not inventoried as advanced services loops, the LMU information for such loops is subject to change at any time due to modifications and/or upgrades to BellSouth's network. Xspeduis is fully responsible for any of its service configurations that may differ from BellSouth's technical standard for the loop type ordered.

2.9.2 **Submitting Loop Makeup Service Inquiries**

2.9.2.1 Xspeduis may obtain LMU information by submitting a LMU Service Inquiry (LMUSI) mechanically or manually. Mechanized LMUSIs should be submitted through BellSouth's Operational Support Systems interfaces. After obtaining the Loop information from the mechanized LMUSI process, if Xspeduis needs further loop information in order to determine loop service capability, Xspeduis may initiate a separate Manual Service Inquiry for a separate nonrecurring charge as set forth in Exhibit B of this Attachment.

2.9.2.2 Manual LMUSIs shall be submitted by electronic mail to BellSouth's Complex Resale Support Group (CRSG) utilizing the Preordering Loop Makeup Service Inquiry form. The service interval for the return of a Loop Makeup Manual Service Inquiry is three business days. Manual LMUSIs are not subject to expedite requests. This service interval is distinct from the interval applied to the subsequent service order.

2.9.3 **Loop Reservations**

2.9.3.1 For a Mechanized LMUSI, Xspeduis may reserve up to ten Loop facilities. For a Manual LMUSI, Xspeduis may reserve up to three Loop facilities.

2.9.3.2 Xspeduis may reserve facilities for up to four (4) business days for each facility requested on a LMUSI from the time the LMU information is returned to Xspeduis. During and prior to Xspeduis placing an LSR, the reserved facilities are rendered unavailable to other customers, including BellSouth. If Xspeduis does

not submit an LSR for a UNE service on a reserved facility within the four-day reservation timeframe, the reservation of that spare facility will become invalid and the facility will be released.

- 2.9.3.3 Charges for preordering LMUSI are separate from any charges associated with ordering other services from BellSouth.

2.9.4 **Ordering of Other UNE Services**

- 2.9.4.1 All LSRs issued for reserved facilities shall reference the facility reservation number as provided by BellSouth. Xspeduis will not be billed any additional LMU charges for the loop ordered on such LSR. If, however, Xspeduis does not reserve facilities upon an initial LMUSI, Xspeduis's placement of an order for an advanced data service type facility will incur the appropriate billing charges to include service inquiry and reservation per Exhibit B of this Attachment.

- 2.9.4.2 Where Xspeduis has reserved multiple Loop facilities on a single reservation, Xspeduis may not specify which facility shall be provisioned when submitting the LSR. For those occasions, BellSouth will assign to Xspeduis, subject to availability, a facility that meets the BellSouth technical standards of the BellSouth type Loop as ordered by Xspeduis. If the ordered Loop type is not available, Xspeduis may utilize the Unbundled Loop Modification process or the Special Construction process, as applicable, to obtain the Loop type ordered.

3 High Frequency Spectrum Network Element

3.1 General

- 3.1.1 BellSouth shall provide Xspeduis access to the high frequency spectrum of the local loop as an unbundled network element only where BellSouth is the voice service provider to the end user at the rates set forth in this Attachment.

- 3.1.2 The High Frequency Spectrum is defined as the frequency range above the voiceband on a copper loop facility carrying analog circuit-switched voiceband transmissions. Access to the High Frequency Spectrum is intended to allow Xspeduis the ability to provide Digital Subscriber Line ("xDSL") data services to the end user for which BellSouth provides voice services. The High Frequency Spectrum shall be available for any version of xDSL complying with Spectrum Management Class 5 of ANSI T1.417, American National Standard for Telecommunications, Spectrum Management for Loop Transmission Systems. BellSouth will continue to have access to the low frequency portion of the loop spectrum (from 300 Hertz to at least 3000 Hertz, and potentially up to 3400 Hertz, depending on equipment and facilities) for the purposes of providing voice service. Xspeduis shall only use xDSL technology that is within the PSD mask for Spectrum Management Class 5 as found in the above-mentioned document.

- 3.1.3 Access to the High Frequency Spectrum requires an unloaded, 2-wire copper Loop. An unloaded Loop is a copper Loop with no load coils, low-pass filters, range extenders, DAMLs, or similar devices and minimal bridged taps consistent with ANSI T1.413 and T1.601.
- 3.1.4 BellSouth will provide Loop Modification to Xspeduis on an existing Loop in accordance with procedures developed in the Line Sharing Collaborative. High Frequency Spectrum (Central Office Based) Unbundled Loop Modification is a separate distinct service from Unbundled Loop Modification set forth in Section 2.5 of this Attachment. Procedures for High Frequency Spectrum (Central Office Based) Unbundled Loop Modification were developed in the Line Sharing Collaborative and may be found posted to the web at <http://www.interconnection.bellsouth.com/html/unes.html>. Nonrecurring rates for this UNE offering may be found in Exhibit B of this Attachment. BellSouth is not required to modify a Loop for access to the High Frequency spectrum if modification of that Loop significantly degrades BellSouth's voice service. If Xspeduis requests that BellSouth modify a Loop longer than 18,000 ft. and such modification significantly degrades the voice services on the Loop, Xspeduis shall pay for the Loop to be restored to its original state.
- 3.2 **Provisioning of High Frequency Spectrum and Splitter Space**
- 3.2.1 BellSouth will provide Xspeduis with access to the High Frequency Spectrum as follows:
- 3.2.1.1 To order High Frequency Spectrum on a particular Loop, Xspeduis must have a Digital Subscriber Line Access Multiplexer (DSLAM) collocated in the central office that serves the end-user of such Loop.
- 3.2.1.2 Xspeduis may provide its own splitters or may order splitters in a central office once it has installed its DSLAM in that central office. BellSouth will install splitters within thirty-six (36) calendar days of Xspeduis's submission of an error free Line Splitter Ordering Document ("LSOD") to the BellSouth Complex Resale Support Group.
- 3.2.1.3 Once a splitter is installed on behalf of Xspeduis in a central office in which Xspeduis is located, Xspeduis shall be entitled to order the High Frequency Spectrum on lines served out of that central office. BellSouth will bill and Xspeduis shall pay the electronic or manual ordering charges as applicable when Xspeduis orders High Frequency Spectrum for end-user service.
- 3.2.1.4 BellSouth will select, purchase, install, and maintain a central office POTS splitter and provide Xspeduis access to data ports on the splitter. The splitter will route the High Frequency Spectrum on the circuit to Xspeduis's xDSL equipment in Xspeduis's collocation space. At least 30 days before making a change in splitter suppliers, BellSouth will provide Xspeduis with a carrier notification letter,

informing Xspeduis of change. Xspeduis shall purchase ports on the splitter in increments of 8 or 24 ports.

- 3.2.1.5 BellSouth will install the splitter in (i) a common area close to Xspeduis's collocation area, if possible; or (ii) in a BellSouth relay rack as close to Xspeduis's DS0 termination point as possible. Xspeduis shall have access to the splitter for test purposes, regardless of where the splitter is placed in the BellSouth premises. For purposes of this section, a common area is defined as an area in the central office in which both Parties have access to a common test access point. A Termination Point is defined as the point of termination for Xspeduis on the toll main distributing frame in the central office and is not the demarcation point set forth in Attachment 4 of this Agreement. BellSouth will cross-connect the splitter data ports to a specified Xspeduis DS0 at such time that a Xspeduis end user's service is established.
- 3.2.1.6 Xspeduis may at its option purchase, install and maintain central office POTS splitters in its collocation arrangements. Xspeduis may use such splitters for access to its customers and to provide digital line subscriber services to its customers using the High Frequency Spectrum. Existing Collocation rules and procedures shall apply.
- 3.2.1.7 Any splitters installed by Xspeduis in its collocation arrangement shall comply with ANSI T1.413, Annex E, or any future ANSI splitter Standards. Xspeduis may install any splitters that BellSouth deploys or permits to be deployed for itself or any BellSouth affiliate.
- 3.2.1.8 The High Frequency Spectrum shall only be available on Loops on which BellSouth is also providing, and continues to provide, analog voice service directly to the end user. In the event the end-user terminates its BellSouth provided voice service for any reason, or in the event BellSouth disconnects the end user's voice service pursuant to its tariffs or applicable law, and Xspeduis desires to continue providing xDSL service on such Loop, Xspeduis shall be required to purchase a full stand-alone Loop unbundled network element. To the extent commercially practicable, BellSouth shall give Xspeduis notice in a reasonable time prior to disconnect, which notice shall give Xspeduis an adequate opportunity to notify BellSouth of its intent to purchase such Loop. In those cases in which BellSouth no longer provides voice service to the end user and Xspeduis purchases the full stand-alone Loop, Xspeduis may elect the type of loop it will purchase. Xspeduis will pay the appropriate recurring and non-recurring rates for such Loop as set forth in Exhibit B to this Attachment. In the event Xspeduis purchases a voice grade Loop, Xspeduis acknowledges that such Loop may not remain xDSL compatible.
- 3.2.1.9 Only one competitive local exchange carrier shall be permitted access to the High Frequency Spectrum of any particular loop.

3.2.2 **Ordering**

- 3.2.2.1 Xspeduis shall use BellSouth's Line Splitter Ordering Document ("LSOD") to order splitters from BellSouth and to activate and deactivate DS0 Collocation Connecting Facility Assignments (CFA) for use with High Frequency Spectrum.
- 3.2.2.2 BellSouth will provide Xspeduis the Local Service Request ("LSR") format to be used when ordering the High Frequency Spectrum.
- 3.2.2.2.1 BellSouth will provision High Frequency Spectrum in compliance with BellSouth's Products and Services Interval Guide available at the website at <http://www.interconnection.bellsouth.com>.
- 3.2.2.2.2 BellSouth will provide Xspeduis access to Preordering Loop Makeup (LMU), in accordance with the terms of this Agreement. BellSouth shall bill and Xspeduis shall pay the rates for such services, as described in Exhibit B.
- 3.2.2.2.3 BellSouth shall test the data portion of the loop to ensure the continuity of the wiring for Xspeduis's data.

3.2.3 **Maintenance and Repair**

- 3.2.3.1 Xspeduis shall have access for repair and maintenance purposes, to any loop for which it has access to the High Frequency Spectrum. If Xspeduis is using a BellSouth owned splitter, Xspeduis may access the loop at the point where the combined voice and data signal exits the central office splitter via a bantam test jack. If Xspeduis provides its own splitter, it may test from the collocation space or the Termination Point.
- 3.2.3.2 BellSouth will be responsible for repairing voice services and the physical line between the network interface device at the customer's premises and the Termination Point. Xspeduis will be responsible for repairing data services. Each Party will be responsible for maintaining its own equipment.
- 3.2.3.3 Xspeduis shall inform its end users to direct data problems to Xspeduis, unless both voice and data services are impaired, in which event the end users should call BellSouth.
- 3.2.3.4 Once a Party has isolated a trouble to the other Party's portion of the loop, the Party isolating the trouble shall notify the end user that the trouble is on the other Party's portion of the Loop.
- 3.2.3.5 Notwithstanding anything else to the contrary in this Agreement, when BellSouth receives a voice trouble and isolates the trouble to the physical collocation arrangement belonging to Xspeduis, BellSouth will notify Xspeduis. Xspeduis will provide no more than two (2) verbal connecting facility assignments (CFA) pair changes to BellSouth in an attempt to resolve the voice trouble. In the event a

CFA pair change resolves the voice trouble, Xspeduis will provide BellSouth an LSR with the new CFA pair information within 24 hours. If the owner of the collocation space fails to resolve the trouble by providing BellSouth with the verbal CFA pair changes, BellSouth may discontinue Xspeduis's access to the High Frequency Spectrum on such loop. BellSouth will not be responsible for any loss of data as a result of this action.

3.2.4 **Line Splitting.**

3.2.4.1 General

3.2.4.2 Line Splitting allows a provider of data services (a "Data LEC") and a provider of voice services (a "Voice CLEC") to deliver voice and data service to end users over the same loop. The Voice CLEC and Data LEC may be the same or different carriers. Xspeduis shall provide BellSouth with a signed Letter of Authorization ("LOA") between it and the Data LEC or Voice CLEC with which it desires to provision Line Splitting services.

3.2.4.3 The splitter may be provided by the Data LEC, Voice CLEC or BellSouth. When Xspeduis or its authorized agent owns the splitter, Line Splitting requires the following: a non-designed analog loop from the serving wire center to the network interface device (NID) at the end user's location; a collocation cross connection connecting the loop to the collocation space; a second collocation cross connection from the collocation space connected to a voice port; and a splitter. The loop and port cannot be a loop and port combination (i.e. UNE-P), but must be individual stand-alone network elements. When BellSouth owns the splitter, Line Splitting requires the following: a non designed analog loop from the serving wire center to the network interface device (NID) at the end user's location with CFA and splitter port assignments, and a collocation cross connection from the collocation space connected to a voice port.

3.2.4.4 An unloaded 2-wire copper loop must serve the end user. The meet point for the Voice CLEC and the Data LEC is the point of termination on the MDF for the Data LEC's cable and pairs.

3.2.4.5 End Users currently receiving voice service from a Voice CLEC through a UNE platform (UNE-P) may be converted to Line Splitting arrangements by Xspeduis or its authorized agent ordering Line Splitting Service. If the CLEC wishes to provide the splitter, the UNE-P arrangement will be converted to a stand-alone UNE loop, a UNE port and two collocation cross connects. If BellSouth owns the splitter, the UNE-P arrangement will be converted to a stand-alone UNE loop, port, and one collocation cross connection.

3.2.4.6 When end users using High Frequency Spectrum CO Based line sharing service convert to Line Splitting, BellSouth will discontinue billing for the upper spectrum.

BellSouth will continue to bill the Data LEC for all associated splitter charges if the Data LEC continues to use a BellSouth splitter. It is the responsibility of Xspeduis or its authorized agent to determine if the loop is compatible for Line Splitting Service. Xspeduis or its authorized agent may use the existing loop unless it is not compatible with the Data LEC's data service and < customer_name> or its authorized agent submits an LSR to BellSouth to change the loop.

- 3.2.4.7 The foregoing procedures are applicable to migration to Line Splitting Service from a UNE-P arrangement. Where a UNE-P arrangement does not already exist, BellSouth will work cooperatively with CLECs to develop methods and procedures to develop a process whereby a Voice CLEC and a Data LEC may provide services over the same loop.
- 3.2.4.8 **Ordering**
- 3.2.4.9 Xspeduis shall use BellSouth's Line Splitter Ordering Document ("LSOD") to order splitters from BellSouth and to activate and deactivate DS0 Collocation Connecting Facility Assignments (CFA) for use with Line Splitting.
- 3.2.4.10 BellSouth shall provide Xspeduis the Local Service Request ("LSR") format to be used when ordering Line Splitting service.
- 3.2.4.11 BellSouth will provision Line Splitting service in compliance with BellSouth's Products and Services Interval Guide available at the website at <http://www.interconnection.bellsouth.com>.
- 3.2.4.12 BellSouth will provide Xspeduis access to Preordering Loop Makeup (LMU) in accordance with the terms of this Agreement. BellSouth shall bill and Xspeduis shall pay the rates for such services as described in Exhibit B.
- 3.2.4.13 BellSouth will provide loop modification to Xspeduis on an existing loop in accordance with procedures developed in the Line Sharing Collaborative. High Frequency Spectrum (CO Based) Unbundled Loop Modification is a separate distinct service from Unbundled Loop Modification set forth in Section 2.5 of this Attachment. Procedures for High Frequency Spectrum (CO Based) Unbundled Loop Modification may be found on the web at: [HTTP://www.interconnection.bellsouth.com/html/unes.html](http://www.interconnection.bellsouth.com/html/unes.html). Nonrecurring rates for this UNE offering may be found in Exhibit B of this Attachment.
- 3.2.4.14 **Maintenance**
- 3.2.4.15 BellSouth will be responsible for repairing voice services and the physical line between the network interface device at the customer's premises and the

Termination Point. Xspeduis will be responsible for repairing data services. Each Party will be responsible for maintaining its own equipment.

- 3.2.4.16 Xspeduis shall inform its end users to direct data problems to Xspeduis, unless both voice and data services are impaired, in which event the end users should call BellSouth.
- 3.2.4.17 Once a Party has isolated a trouble to the other Party's portion of the loop, the Party isolating the trouble shall notify the end user that the trouble is on the other Party's portion of the Loop.
- 3.2.4.18 When BellSouth receives a voice trouble and isolates the trouble to the physical collocation arrangement belonging to owner of the collocation space, BellSouth will notify the owner of the collocation space. The owner of the collocation space will provide no more than two (2) verbal CFA pair changes to BellSouth in an attempt to resolve the voice trouble. In the event the CFA pair is changed, the owner of the collocation space will provide BellSouth an LSR with the new CFA pair information within 24 hours. If the owner of the collocation space fails to resolve the trouble by providing BellSouth with the verbal CFA pair changes, BellSouth may discontinue the owner of the collocation space access to the High Frequency Spectrum on such loop.
- 3.2.4.19 If Xspeduis is not the data provider, Xspeduis shall indemnify, defend and hold harmless BellSouth from and against any claims, losses, actions, causes of action, suits, demands, damages, injury, and costs including reasonable attorney fees which arise out of actions related to the data provider.

3.2.5 **Remote Site High Frequency Spectrum**

3.2.5.1 General

- 3.2.5.1.1 BellSouth shall provide Xspeduis access to the high frequency spectrum of the local sub-loop as an unbundled network element (UNE) only where BellSouth is the voice service provider to the end user at the rates set forth in this Attachment.

- 3.2.6 The High Frequency Spectrum is defined as the frequency range above the voiceband on a copper loop facility carrying analog circuit-switched voiceband transmissions. Access to the High Frequency Spectrum is intended to allow Xspeduis the ability to provide Digital Subscriber Line ("xDSL") data services to the end user for which BellSouth provides voice services. The High Frequency Spectrum shall be available for any version of xDSL complying with Spectrum Management Class 5 of ANSI T1.417, American National Standard for Telecommunications, Spectrum Management for Loop Transmission Systems. BellSouth will continue to have access to the low frequency portion of the loop spectrum (from 300 Hertz to at least 3000 Hertz, and potentially up to 3400 Hertz, depending on equipment and facilities) for the purposes of providing voice

service. Xspeduis shall only use xDSL technology that is within the PSD mask for Spectrum Management Class 5 as found in the above-mentioned document.

- 3.2.7 Access to the High Frequency Spectrum requires an unloaded, 2-wire (Non-Designed) copper sub loop. A unloaded Cooper sub loop has no load coils, low-pass filters, range extenders, DAMLs, or similar devices and minimal bridged taps consistent with ANSI T1.413 and T1.601.
- 3.2.8 BellSouth will provide Loop Modification to Xspeduis on an existing Loop in accordance with procedures developed in the Line Sharing Collaborative. Procedures for High Frequency Spectrum (Remote Site) Unbundled Loop Modification were developed in the Line Sharing Collaborative and may be found posted to the web at <http://www.interconnection.bellsouth.com/html/unes.html>. Nonrecurring rates for this UNE offering may be found in Exhibit B of this Attachment. BellSouth is not required to modify a Loop for access to the High Frequency spectrum if modification of that Loop significantly degrades BellSouth's voice service. If Xspeduis requests modifications on a sub loop longer than 18,000 ft. and requested modifications significantly degrades the voice services on the loop, Xspeduis shall pay for the loop to be restored to its original state.
- 3.2.9 Provisioning of High Frequency Spectrum and Splitter Space
- 3.2.10 BellSouth will provide Xspeduis with access to the High Frequency Spectrum as follows:
- 3.2.10.1 To order High Frequency Spectrum on a particular Loop, Xspeduis must have a Digital Subscriber Line Access Multiplexer (DSLAM) collocated at the remote site that serves the end-user of such Loop.
- 3.2.10.2 Xspeduis may provide its own splitters or may order splitters in a remote site once the Xspeduis has installed its DSLAM at that remote site. BellSouth will install splitters within thirty-six (36) calendar days of Xspeduis's submission of an error free Line Splitter Ordering Document ("LSOD") to the BellSouth Complex Resale Support Group.
- 3.2.10.3 Once a splitter is installed on behalf of Xspeduis in a remote site in which Xspeduis is located, Xspeduis shall be entitled to order the High Frequency Spectrum on lines served out of that remote site. BellSouth will bill and Xspeduis shall pay applicable for High Frequency Spectrum end-user activation.
- 3.2.11 **BellSouth Owned Splitter**
- 3.2.11.1 BellSouth will select, purchase, install and maintain a splitter at the remote site. The Xspeduis's meet point is at the BellSouth "cross connect" point located at the Feeder Distribution Interface (FDI). The Xspeduis will provide a cable facility to the BellSouth FDI. BellSouth will splice the Xspeduis's cable to BellSouth's spare

binding post in the FDI and use “cross connects” to connect the Xspeduis’s cable facility to the BellSouth splitter. The splitter will route the high frequency portion of the circuit to the Xspeduis’s xDSL equipment in their collocation space. Access to the high frequency spectrum is not compatible with foreign exchange (FX) lines, ISDN, and other services listed in the technical section of this document.

- 3.2.11.2 The BellSouth splitter bifurcates the digital and voice band signals. The low frequency voice band portion of the circuit is routed back to the BellSouth switch. The high frequency digital traffic portion of the circuit is routed to the xDSL equipment in the Xspeduis’s Remote Terminal (RT) collocation space and routed back to the Xspeduis’s network. At least 30 business days before making a change in splitter suppliers, BellSouth will provide Xspeduis with a carrier notification letter, informing Xspeduis of change. Xspeduis shall purchase ports on the splitter in increments of 24 ports.
- 3.2.11.3 BellSouth will install the splitter in (i) a common area close to Xspeduis’s collocation area, if possible; or (ii) in a BellSouth relay rack as close to Xspeduis’s DS0 termination point as possible. Xspeduis shall have access to the splitter for test purposes, regardless of where the splitter is placed in the BellSouth premises. For purposes of this section, a common area is defined as an area in the remote site in which both Parties have access to a common test access point. BellSouth will cross-connect the splitter data ports to a specified Xspeduis DS0 at such time that a Xspeduis end user’s service is established.
- 3.2.12 **CLEC Owned Splitter**
- 3.2.12.1 Xspeduis may at its option purchase, install and maintain splitters in its collocation arrangements. Xspeduis may use such splitters for access to its customers and to provide digital line subscriber services to its customers using the High Frequency Spectrum. Existing Collocation rules and procedures shall apply. The CLEC will be required to activate cable pairs in no less than 8 (eight) pair increments.
- 3.2.12.2 Any splitters installed by Xspeduis in its collocation arrangement shall comply with ANSI T1.413, Annex E, or any future ANSI splitter Standards. Xspeduis may install any splitters that BellSouth deploys or permits to be deployed for itself or any BellSouth affiliate.
- 3.2.12.3 The High Frequency Spectrum shall only be available on sub-loops provided by BellSouth that continues to provide, analog voice service directly to the end user. In the event the end-user terminates its BellSouth provided voice service for any reason, or in the event BellSouth disconnects the end user’s voice service pursuant to its tariffs or applicable law, and Xspeduis desires to continue providing xDSL service on such sub-loop, Xspeduis shall be required to purchase a full stand-alone sub-loop. To the extent commercially practicable, BellSouth shall give Xspeduis notice in a reasonable time prior to disconnect, which notice shall give Xspeduis an

adequate opportunity to notify BellSouth of its intent to purchase such sub-loop. In those cases where BellSouth no longer provides voice service to the end user and Xspeduis purchases the full stand-alone sub-loop, Xspeduis may elect the type of sub-loop it will purchase. Xspeduis will pay the appropriate recurring and non-recurring rates for such sub-loop as set forth in Exhibit B to this Attachment. In the event Xspeduis purchases a voice grade Loop, Xspeduis acknowledges that such sub-loop may not remain xDSL compatible.

3.2.12.4 Only one competitive local exchange carrier shall be permitted access to the High Frequency Spectrum of any particular loop.

3.2.13 **Ordering**

3.2.13.1 Xspeduis shall use BellSouth's Remote Splitter Ordering Document ("RSOD") to order and activate splitters from BellSouth or to activate CLEC owned splitters at an RT for use with High Frequency Spectrum.

3.2.13.2 BellSouth will provide Xspeduis the Local Service Request ("LSR") format to be used when ordering the High Frequency Spectrum.

3.2.13.2.1 BellSouth will provision High Frequency Spectrum in compliance with BellSouth's Products and Services Interval Guide available at the website at <http://www.interconnection.bellsouth.com>.

3.2.13.2.2 BellSouth will provide Xspeduis access to Preordering Loop Makeup (LMU), in accordance with the terms of this Agreement. BellSouth shall bill and Xspeduis shall pay the rates for such services as described in Exhibit B.

3.2.13.2.3 BellSouth shall test the data portion of the loop to ensure the continuity of the wiring for Xspeduis's data.

3.2.14 **Maintenance and Repair**

3.2.14.1 Xspeduis shall have access for repair and maintenance purposes, to any loop for which it has access to the High Frequency Spectrum. If Xspeduis is using a BellSouth owned splitter, Xspeduis may access the loop at the point where the data signal exits. If Xspeduis provides its own splitter, it may test from the collocation space or the Termination Point.

3.2.14.2 BellSouth will be responsible for repairing voice services and the physical line between the network interface device at the customer's premises and the Termination Point. Xspeduis will be responsible for repairing data services. Each Party will be responsible for maintaining its own equipment.

3.2.14.3 Xspeduis shall inform its end users to direct data problems to Xspeduis, unless both voice and data services are impaired, in which event the end users should call BellSouth.

- 3.2.14.4 Once a Party has isolated a trouble to the other Party's portion of the loop, the Party isolating the trouble shall notify the end user that the trouble is on the other Party's portion of the Loop.
- 3.2.14.5 Notwithstanding anything else to the contrary in this Agreement, when BellSouth receives a voice trouble and isolates the trouble to the physical collocation arrangement belonging to Xspeduis, BellSouth will notify Xspeduis. Xspeduis will provide no more than two (2) verbal connecting facility assignments (CFA) pair changes to BellSouth in an attempt to resolve the voice trouble. In the event a CFA pair change resolves the voice trouble, Xspeduis will provide BellSouth an LSR with the new CFA pair information within 24 hours. If the owner of the collocation space fails to resolve the trouble by providing BellSouth with the verbal CFA pair changes, BellSouth may discontinue Xspeduis's access to the High Frequency Spectrum on such loop. BellSouth will not be responsible for any loss of data as a result of this action.

4 Local Switching

- 4.1 BellSouth shall provide non-discriminatory access to local circuit switching capability and local tandem switching capability on an unbundled basis, except as set forth in the Sections below to Xspeduis for the provision of a telecommunications service. BellSouth shall provide non-discriminatory access to packet switching capability on an unbundled basis to Xspeduis for the provision of a telecommunications service only in the limited circumstance described below in Section 4.5.

4.2 Local Circuit Switching Capability, including Tandem Switching Capability

- 4.2.1 Local circuit switching capability is defined as: (A) line-side facilities, which include, but are not limited to, the connection between a loop termination at a main distribution frame and a switch line card; (B) trunk-side facilities, which include, but are not limited to, the connection between trunk termination at a trunk-side cross-connect panel and a switch trunk card; (C) switching provided by remote switching modules; and (D) all features, functions, and capabilities of the switch, which include, but are not limited to: (1) the basic switching function of connecting lines to lines, line to trunks, trunks to lines, and trunks to trunks, as well as the same basic capabilities made available to BellSouth's customers, such as a telephone number, white page listings, and dial tone; and (2) all other features that the switch is capable of providing, including but not limited to customer calling, customer local area signaling service features, and Centrex, as well as any technically feasible customized routing functions provided by the switch. Any features that are not currently available but are technically feasible through the switch can be requested through the BFR/NBR process.
- 4.2.2 Notwithstanding BellSouth's general duty to unbundle local circuit switching, BellSouth shall not be required to unbundle local circuit switching for Xspeduis

when Xspeduis serves an end-user with four (4) or more voice-grade (DS-0) equivalents or lines served by BellSouth in one of the following MSAs: Atlanta, GA; Miami, FL; Orlando, FL; Ft. Lauderdale, FL; Charlotte-Gastonia-Rock Hill, NC; Greensboro-Winston Salem-High Point, NC; Nashville, TN; and New Orleans, LA, and BellSouth has provided non-discriminatory cost based access to the Enhanced Extended Link (EEL) throughout Density Zone 1 as determined by NECA Tariff No. 4 as in effect on January 1, 1999.

- 4.2.3 In the event that Xspeduis orders local circuit switching for an end user with four (4) or more DS0 equivalent lines within Density Zone 1 in an MSA listed above, BellSouth shall charge Xspeduis the market based rates in Exhibit B for use of the local circuit switching functionality for the affected facilities. If a market rate is not set forth in Exhibit B, such rate shall be negotiated by the Parties.
- 4.2.4 Unbundled Local Switching consists of three separate unbundled elements: Unbundled Ports, End Office Switching Functionality, and End Office Interoffice Trunk Ports.
- 4.2.5 Unbundled Local Switching combined with Common Transport and, if necessary, Tandem Switching provides to Xspeduis's end user local calling and the ability to presubscribe to a primary carrier for intraLATA and/or to presubscribe to a primary carrier for interLATA toll service.
- 4.2.6 Provided that Xspeduis purchases unbundled local switching from BellSouth and uses the BellSouth CIC for its end users' LPIC or if a BellSouth local end user selects BellSouth as its LPIC, then the Parties will consider as local any calls originated by an Xspeduis local end user, or originated by a BellSouth local end user and terminated to an Xspeduis local end user, where such calls originate and terminate in the same LATA, except for those calls originated and terminated through switched access arrangements (i.e., calls that are transported by a party other than BellSouth). For such calls, BellSouth will charge Xspeduis the UNE elements for the BellSouth facilities utilized. Neither Party shall bill the other originating or terminating switched access charges for such calls. Intercarrier compensation for local calls between BellSouth and Xspeduis shall be as described in BellSouth's UNE Local Call Flows set forth on BellSouth's web site.
- 4.2.7 Where Xspeduis purchases unbundled local switching from BellSouth but does not use the BellSouth CIC for its end users' LPIC, BellSouth will consider as local those direct dialed telephone calls that originate from an Xspeduis end user and terminate within the basic local calling area or within the extended local calling areas and that are dialed using 7 or 10 digits as defined and specified in Section A3 of BellSouth's General Subscriber Services Tariffs. For such local calls, BellSouth will charge Xspeduis the UNE elements for the BellSouth facilities utilized. Intercarrier compensation for local calls between BellSouth and Xspeduis shall be as described in BellSouth's UNE Local Call Flows set forth on BellSouth's web site.

4.2.8 For any calls that originate and terminate through switched access arrangements (i.e., calls that are transported by a party other than BellSouth), BellSouth shall bill Xspeduis the UNE elements for the BellSouth facilities utilized. Each Party may bill the toll provider originating or terminating switched access charges, as appropriate.

4.2.9 **Unbundled Port Features**

4.2.9.1 Charges for Unbundled Port are as set forth in Exhibit B, and as specified in such exhibit, may or may not include individual features.

4.2.9.2 Where applicable and available, non-switch-based services may be ordered with the Unbundled Port at BellSouth's retail rates.

4.2.9.3 Any features that are not currently available but are technically feasible through the switch can be requested through the BFR/NBR process.

4.2.9.4 BellSouth will provide to Xspeduis selective routing of calls to a requested Operator System platform pursuant to Section 10 of Attachment 2. Any other routing requests by Xspeduis will be made pursuant to the BFR/NBR Process as set forth in Attachment 12.

4.2.10 **Provision for Local Switching**

4.2.10.1 BellSouth shall perform routine testing (e.g., Mechanized Loop Tests (MLT) and test calls such as 105, 107 and 108 type calls) and fault isolation on a mutually agreed upon schedule.

4.2.10.2 BellSouth shall control congestion points such as those caused by radio station call-ins, and network routing abnormalities. All traffic shall be restricted in a non-discriminatory manner.

4.2.10.3 BellSouth shall perform manual call trace and permit customer originated call trace. BellSouth shall provide Switching Service Point (SSP) capabilities and signaling software to interconnect the signaling links destined to the Signaling Transfer Point Switch (STPS). These capabilities shall adhere to the technical specifications set forth in the applicable industry standard technical references.

4.2.10.4 BellSouth shall provide interfaces to adjuncts through Telcordia standard interfaces. These adjuncts can include, but are not limited to, the Service Circuit Node and Automatic Call Distributors. BellSouth shall offer to Xspeduis all AIN triggers in connection with its SMS/SCE offering.

4.2.10.5 BellSouth shall provide access to SS7 Signaling Network or Multi-Frequency trunking if requested by Xspeduis.

4.2.11 **Local Switching Interfaces.**

- 4.2.11.1 Xspeduis shall order ports and associated interfaces compatible with the services it wishes to provide, as listed in Exhibit B. BellSouth shall provide the following local switching interfaces:
 - 4.2.11.1.1 Standard Tip/Ring interface including loopstart or groundstart, on-hook signaling (e.g., for calling number, calling name and message waiting lamp);
 - 4.2.11.1.2 Coin phone signaling;
 - 4.2.11.1.3 Basic Rate Interface ISDN adhering to appropriate Telcordia Technical Requirements;
 - 4.2.11.1.4 Two-wire analog interface to PBX;
 - 4.2.11.1.5 Four-wire analog interface to PBX;
 - 4.2.11.1.6 Four-wire DS1 interface to PBX or customer provided equipment (e.g. computers and voice response systems);
 - 4.2.11.1.7 Primary Rate ISDN to PBX adhering to ANSI standards Q.931, Q.932 and appropriate Telcordia Technical Requirements;
 - 4.2.11.1.8 Switched Fractional DS1 with capabilities to configure Nx64 channels (where N = 1 to 24); and
 - 4.2.11.1.9 Loops adhering to Telcordia TR-NWT-08 and TR-NWT-303 specifications to interconnect Digital Loop Carriers.

4.3 **Tandem Switching**

- 4.3.1 The Tandem Switching capability Network Element is defined as: (i) trunk-connect facilities, which include, but are not limited to, the connection between trunk termination at a cross connect panel and switch trunk card; (ii) the basic switch trunk function of connecting trunks to trunks; and (iii) the functions that are centralized in the Tandem Switches (as distinguished from separate end office switches), including but not limited to call recording, the routing of calls to operator services and signaling conversion features.

4.3.2 **Technical Requirements**

- 4.3.2.1 Tandem Switching shall have the same capabilities or equivalent capabilities as those described in Telcordia TR-TSY-000540 Issue 2R2, Tandem Supplement, 6/1/90. The requirements for Tandem Switching include, but are not limited to the following:
 - 4.3.2.1.1 Tandem Switching shall provide signaling to establish a tandem connection;

- 4.3.2.1.2 Tandem Switching will provide screening as jointly agreed to by Xspeduis and BellSouth;
- 4.3.2.1.3 Tandem Switching shall provide Advanced Intelligent Network triggers supporting AIN features where such routing is not available from the originating end office switch, to the extent such Tandem switch has such capability;
- 4.3.2.1.4 Tandem Switching shall provide access to Toll Free number database;
- 4.3.2.1.5 Tandem Switching shall provide connectivity to PSAPs where 911 solutions are deployed and the tandem is used for 911; and
- 4.3.2.1.6 Where appropriate, Tandem Switching shall provide connectivity for the purpose of routing transit traffic to and from other carriers.
- 4.3.2.2 BellSouth may perform testing and fault isolation on the underlying switch that is providing Tandem Switching. Such testing shall be testing routinely performed by BellSouth. The results and reports of the testing shall be made available to Xspeduis.
- 4.3.2.3 BellSouth shall control congestion points and network abnormalities. All traffic will be restricted in a non-discriminatory manner.
- 4.3.2.4 Tandem Switching shall process originating toll-free traffic received from Xspeduis's local switch.
- 4.3.2.5 In support of AIN triggers and features, Tandem Switching shall provide SSP capabilities when these capabilities are not available from the Local Switching Network Element, to the extent such Tandem Switch has such capability.
- 4.3.3 Upon Xspeduis's purchase of overflow trunk groups, Tandem Switching shall provide an alternate routing pattern for Xspeduis's traffic overflowing from direct end office high usage trunk groups.
- 4.4 **AIN Selective Carrier Routing for Operator Services, Directory Assistance and Repair Centers**
- 4.4.1 BellSouth will provide AIN Selective Carrier Routing at the request of Xspeduis. AIN Selective Carrier Routing will provide Xspeduis with the capability of routing operator calls, 0+ and 0- and 0+ NPA (LNPA) 555-1212 directory assistance, 1+411 directory assistance and 611 repair center calls to pre-selected destinations.
- 4.4.2 Xspeduis shall order AIN Selective Carrier Routing through its Account Team and/or Local Contract Manager. AIN Selective Carrier Routing must first be established regionally and then on a per central office, per state basis.
- 4.4.3 AIN Selective Carrier Routing is not available in DMS 10 switches.

- 4.4.4 Where AIN Selective Carrier Routing is utilized by Xspeduis, the routing of Xspeduis's end user calls shall be pursuant to information provided by Xspeduis and stored in BellSouth's AIN Selective Carrier Routing Service Control Point database. AIN Selective Carrier Routing shall utilize a set of Line Class Codes (LCCs) unique to a basic class of service assigned on an 'as needed' basis. The same LCCs will be assigned in each central office where AIN Selective Carrier Routing is established.
- 4.4.5 Upon ordering of AIN Selective Carrier Routing Regional Service, Xspeduis shall remit to BellSouth the Regional Service Order non-recurring charges set forth in Exhibit B of this Attachment. There shall be a non-recurring End Office Establishment Charge per office due at the addition of each central office where AIN Selective Carrier Routing will be utilized. Said non-recurring charge shall be as set forth in Exhibit B of this Attachment. For each Xspeduis end user activated, there shall be a non-recurring End User Establishment charge as set forth in Exhibit B of this Attachment. Xspeduis shall pay the AIN Selective Carrier Routing Per Query Charge set forth in Exhibit B of this Attachment.
- 4.4.6 This Regional Service Order non-recurring charge will be non-refundable and will be paid with 1/2 due up-front with the submission of all fully completed required forms, including: Regional Selective Carrier Routing (SCR) Order Request-Form A, Central Office AIN Selective Carrier Routing (SCR) Order Request - Form B, AIN_SCR Central Office Identification Form - Form C, AIN_SCR Routing Options Selection Form - Form D, and Routing Combinations Table - Form E. BellSouth has 30 days to respond to Xspeduis's fully completed firm order as a Regional Service Order. With the delivery of this firm order response to Xspeduis, BellSouth considers that the delivery schedule of this service commences. The remaining 1/2 of the Regional Service Order payment must be paid when at least 90% of the Central Offices listed on the original order have been turned up for the service.
- 4.4.7 The non-recurring End Office Establishment Charge will be billed to Xspeduis following BellSouth's normal monthly billing cycle for this type of order.
- 4.4.8 End-User Establishment Orders will not be turned-up until the second payment is received for the Regional Service Order. The non-recurring End-User Establishment Charges will be billed to Xspeduis following BellSouth's normal monthly billing cycle for this type of order.
- 4.4.9 Additionally, the AIN Selective Carrier Routing Per Query Charge will be billed to Xspeduis following the normal billing cycle for per query charges.
- 4.4.10 All other network components needed, for example, unbundled switching and unbundled local transport, etc, will be billed per contracted rates.

4.5 **Packet Switching Capability**

- 4.5.1 The packet switching capability network element is defined as the function of routing or forwarding packets, frames, cells or other data units based on address or other routing information contained in the packets, frames, cells or other data units.
- 4.5.2 BellSouth shall be required to provide non-discriminatory access to unbundled packet switching capability only where each of the following conditions are satisfied:
- 4.5.2.1 BellSouth has deployed digital loop carrier systems, including but not limited to, integrated digital loop carrier or universal digital loop carrier systems; or has deployed any other system in which fiber optic facilities replace copper facilities in the feeder section (e.g., end office to remote terminal, pedestal or environmentally controlled vault);
- 4.5.2.2 There are no spare copper loops capable of supporting the xDSL services Xspeduis seeks to offer;
- 4.5.2.3 BellSouth has not permitted Xspeduis to deploy a DSLAM at the remote terminal, pedestal or environmentally controlled vault or other interconnection point, nor has Xspeduis obtained a virtual collocation arrangement at these sub-loop interconnection points as defined by 47 CFR § 51.319 (b); and
- 4.5.2.4 BellSouth has deployed packet switching capability for its own use.
- 4.5.3 If there is a dispute as to whether BellSouth must provide Packet Switching, such dispute will be resolved according to the dispute resolution process set forth in Section 12 of the General Terms and Conditions of this Agreement, incorporated herein by this reference.

4.6 **Interoffice Transmission Facilities**

- 4.6.1 BellSouth shall provide nondiscriminatory access, in accordance with FCC Rule 51.311 and Section 251(c)(3) of the Act, to interoffice transmission facilities on an unbundled basis to Xspeduis for the provision of a telecommunications service.

5 Unbundled Network Element Combinations

- 5.1 Unbundled Network Element Combinations shall include: 1) Enhanced Extended Links (EELs); 2) Other Network Element Combinations; and 3) UNE Loop/Port Combinations.
- 5.2 For purposes of this Section, references to “Currently Combined” network elements shall mean that the particular network elements requested by Xspeduis are in fact already combined by BellSouth in the BellSouth network.

5.3 **Enhanced Extended Links (EELs)**

- 5.3.1 Where facilities permit and where necessary to comply with an effective FCC and/or State Commission order, or as otherwise mutually agreed by the Parties, BellSouth shall offer access to loop and transport combinations, also known as the Enhanced Extended Link (“EEL”) as defined in Section 5.3.2 below.
- 5.3.2 Subject to Section 5.3.4 below, BellSouth will provide access to the EEL in the combinations set forth in Section 5.3.5 following. This offering is intended to provide connectivity from an end user’s location through that end user’s SWC to Xspeduis’s POP serving wire center. The circuit must be connected to Xspeduis’s switch for the purpose of provisioning telephone exchange service to Xspeduis’s end-user customers. The EEL will be connected to Xspeduis’s facilities in Xspeduis’s collocation space at the POP SWC, or Xspeduis may purchase BellSouth’s access facilities between Xspeduis’s POP and Xspeduis’s collocation space at the POP SWC.
- 5.3.3 When ordering EEL combinations, Xspeduis shall provide to BellSouth certification that Xspeduis will provide a significant amount of local exchange service over the requested combination and shall indicate under what local usage option Xspeduis seeks to qualify. Xspeduis shall be deemed to be providing a significant amount of local exchange service if one of the two (2) options set forth in Sections 5.3.6.2 through 5.3.6.3 is met. BellSouth shall have the right to audit Xspeduis’s records to verify that Xspeduis is meeting the applicable local usage requirements. Such audit shall comply with the terms of Section 5.3.6.6 in this Attachment.
- 5.3.4 BellSouth shall provide EEL combinations to Xspeduis in Georgia, Kentucky, Louisiana, Mississippi, South Carolina and Tennessee regardless of whether or not such EELs are Currently Combined. In all other states, BellSouth shall make available to Xspeduis those EEL combinations described in Section 5.3.5 below only to the extent such combinations are Currently Combined. Furthermore, BellSouth will make available new EEL combinations to Xspeduis in density Zone 1, as defined in 47 CFR 69.123 as of January 1, 1999, in the Atlanta, GA; Miami, FL; Orlando, FL; Ft. Lauderdale, FL; Charlotte-Gastonia-Rock Hill, NC; Greensboro-Winston Salem-High Point, NC; Nashville, TN; and New Orleans, LA, MSAs. Except as stated above, EELs will be provided to Xspeduis only to the extent such network elements are Currently Combined.
- 5.3.5 **EEL Combinations**
- 5.3.5.1 DS1 Interoffice Channel + DS1 Channelization + 2-wire VG Local Loop
- 5.3.5.2 DS1 Interoffice Channel + DS1 Channelization + 4-wire VG Local Loop
- 5.3.5.3 DS1 Interoffice Channel + DS1 Channelization + 2-wire ISDN Local Loop
- 5.3.5.4 DS1 Interoffice Channel + DS1 Channelization + 4-wire 56 kbps Local Loop

- 5.3.5.5 DS1 Interoffice Channel + DS1 Channelization + 4-wire 64 kbps Local Loop
- 5.3.5.6 DS1 Interoffice Channel + DS1 Local Loop
- 5.3.5.7 DS3 Interoffice Channel + DS3 Local Loop
- 5.3.5.8 STS-1 Interoffice Channel + STS-1 Local Loop
- 5.3.5.9 DS3 Interoffice Channel + DS3 Channelization + DS1 Local Loop
- 5.3.5.10 STS-1 Interoffice Channel + DS3 Channelization + DS1 Local Loop
- 5.3.5.11 2-wire VG Interoffice Channel + 2-wire VG Local Loop
- 5.3.5.12 4wire VG Interoffice Channel + 4-wire VG Local Loop
- 5.3.5.13 4-wire 56 kbps Interoffice Channel + 4-wire 56 kbps Local Loop
- 5.3.5.14 4-wire 64 kbps Interoffice Channel + 4-wire 64 kbps Local Loop

5.3.6 **Special Access Service Conversions**

- 5.3.6.1 Xspeduis may not convert special access services to combinations of loop and transport network elements, whether or not Xspeduis self-provides its entrance facilities (or obtains entrance facilities from a third party), unless Xspeduis uses the combination to provide a significant amount of local exchange service, in addition to exchange access service, to a particular customer. To the extent Xspeduis requests to convert any special access services to combinations of loop and transport network elements at UNE prices, Xspeduis shall provide to BellSouth certification that Xspeduis is providing a significant amount of local exchange service (as described in this Section) over such combinations. The certification shall also indicate under what local usage option Xspeduis seeks to qualify for conversion of special access circuits. Xspeduis shall be deemed to be providing a significant amount of local exchange service over such combinations if one of the following options is met:
- 5.3.6.2 Xspeduis certifies that it is the exclusive provider of an end user's local exchange service. The loop-transport combinations must terminate at Xspeduis's collocation arrangement in at least one BellSouth central office. This option does not allow loop-transport combinations to be connected to BellSouth's tariffed services. Under this option, Xspeduis is the end user's only local service provider, and thus, is providing more than a significant amount of local exchange service. Xspeduis can then use the loop-transport combinations that serve the end user to carry any type of traffic, including using them to carry 100 percent interstate access traffic; or

- 5.3.6.3 Xspeduis certifies that it provides local exchange and exchange access service to the end user customer's premises and handles at least one third of the end user customer's local traffic measured as a percent of total end user customer local dialtone lines; and for DS1 circuits and above, at least 50 percent of the activated channels on the loop portion of the loop-transport combination have at least 5 percent local voice traffic individually, and the entire loop facility has at least 10 percent local voice traffic. When a loop-transport combination includes multiplexing, each of the individual DS1 circuits must meet these criteria. The loop-transport combination must terminate at Xspeduis's collocation arrangement in at least one BellSouth central office. This option does not allow loop-transport combinations to be connected to BellSouth tariffed services; or
- 5.3.6.4 Xspeduis certifies that at least 50 percent of the activated channels on a circuit are used to provide originating and terminating local dialtone service and at least 50 percent of the traffic on each of these local dialtone channels is local voice traffic, and that the entire loop facility has at least 33 percent local voice traffic. When a loop-transport combination includes multiplexing, each of the individual DS1 circuits must meet these criteria. This option does not allow loop-transport combinations to be connected to BellSouth's tariffed services. Under this option, collocation is not required. Xspeduis does not need to provide a defined portion of the end user's local service, but the active channels on any loop-transport combination, and the entire facility, must carry the amount of local exchange traffic specified in this option.
- 5.3.6.5 In addition, there may be extraordinary circumstances where Xspeduis is providing a significant amount of local exchange service, but does not qualify under any of the three options set forth in Section 5.3.6. In such case, Xspeduis may petition the FCC for a waiver of the local usage options set forth in the June 2, 2000 Order. If a waiver is granted, then upon Xspeduis's request the Parties shall amend this Agreement to the extent necessary to incorporate the terms of such waiver for such extraordinary circumstance.
- 5.3.6.6 BellSouth may at its sole discretion audit Xspeduis records in order to verify the type of traffic being transmitted over combinations of loop and transport network elements. The audit shall be conducted by a third party independent auditor, and Xspeduis shall be given thirty days written notice of scheduled audit. Such audit shall occur no more than one time in a calendar year, unless results of an audit find noncompliance with the significant amount of local exchange service requirement. In the event of noncompliance, Xspeduis shall reimburse BellSouth for the cost of the audit. If, based on its audits, BellSouth concludes that Xspeduis is not providing a significant amount of local exchange traffic over the combinations of loop and transport network elements, BellSouth may file a complaint with the appropriate Commission, pursuant to the dispute resolution process as set forth in the Interconnection Agreement. In the event that BellSouth prevails, BellSouth may convert such combinations of loop and transport network elements to special

access services and may seek appropriate retroactive reimbursement from Xspeduis.

5.3.6.7 Xspeduis may convert special access circuits to combinations of loop and transport UNEs pursuant to the terms of this Section and subject to the termination provisions in the applicable special access tariffs, if any.

5.3.7 **Rates**

5.3.7.1 Subject to the limitations set forth in Section 5.3.4 above, the rates for EEL combinations are as follows:

5.3.7.1.1 The non-recurring and recurring rates for the EEL Combinations of network elements set forth in 5.3.5, whether or not Currently Combined, are as set forth in Exhibit B of this Attachment.

5.3.7.1.2 For combinations of loop and transport network elements that are not set forth in Section 5.3.5 but are Currently Combined, the recurring charge shall be the sum of the recurring charges for the individual UNEs that comprise the combination and the nonrecurring charge shall be the conversion charge set forth in Exhibit B of this Attachment.

5.3.7.1.3 For combinations of loop and transport network elements that are not set forth in Section 5.3.5, where the elements are not Currently Combined but are ordinarily combined in BellSouth's network, the non-recurring and recurring charges for such UNE combinations shall be the sum of the stand-alone non-recurring and recurring charges of the network elements which make up the combination as set forth in Exhibit B of this Attachment.

5.3.8 **Multiplexing**

5.3.8.1 Where multiplexing functionality is required in connection with loop and transport combinations, such multiplexing will be provided at the rates and on the terms set forth in this Agreement.

5.4 **Other Network Element Combinations**

5.4.1 In the states of Georgia, Kentucky, Louisiana, Mississippi, South Carolina and Tennessee, BellSouth shall make available to Xspeduis, in accordance with Section 5.4.25.4.2.1 below: (1) combinations of network elements other than those described in this Section that are Currently Combined; and (2) combinations of network elements other than those described in this Section that are not Currently Combined but that BellSouth ordinarily combines in its network. In all other states, BellSouth shall make available to Xspeduis, in accordance with Section 5.4.2 below, combinations of network elements other than those described in this Section 5 only to the extent such combinations are Currently Combined.

- 5.4.2 Rates
- 5.4.2.1 Subject to the limitations set forth in Section 5.4.1 above, the rates for network element combinations other than those described in this Section 5 are as follows:
- 5.4.2.1.1 The recurring charge for Currently Combined combinations of network elements other than those described in this Section 5 shall be the sum of the recurring charges for the individual UNEs that comprise the combination and the nonrecurring charge shall be the conversion charge set forth in Exhibit B of this Attachment.
- 5.4.2.1.2 For network element combinations other than those described in this Section 5 where the elements are not Currently Combined but are ordinarily combined in BellSouth's network, the non-recurring and recurring charges for such UNE combinations shall be the sum of the stand-alone non-recurring and recurring charges of the network elements that make up the combination as set forth in Exhibit B of this Attachment.
- 5.4.2.1.3 To the extent that Xspeduis seeks to obtain other combinations of network elements that BellSouth ordinarily combines in its network which have not been specifically priced by the Commission when purchased in combined form, Xspeduis, at its option, can request that such rates be determined pursuant to the BFR/NBR process set forth in this Agreement. In addition, to the extent BellSouth has not developed methods and procedures to provide any specific combination of network elements requested by Xspeduis, whether or not Currently Combined, such methods and procedures shall be established pursuant to the BFR/NBR process.
- 5.5 UNE Port/Loop Combinations
- 5.5.1 Combinations of port and loop unbundled network elements along with switching and transport unbundled network elements provide local exchange service for the origination or termination of calls. Port/ loop combinations support the same local calling and feature requirements as described in the Unbundled Local Switching or Port section of this Attachment 2 and the ability to presubscribe to a primary carrier for intraLATA and/or to presubscribe to a primary carrier for interLATA toll service.
- 5.5.2 BellSouth shall make available UNE port/loop combinations, regardless of whether such combinations are Currently Combined, so long as such combinations are ordinarily combined in BellSouth's network.
- 5.5.3 Except as set forth in section 5.6.3 below, in Georgia, Kentucky, Louisiana, Mississippi, South Carolina and Tennessee, BellSouth shall provide UNE port/loop combinations that are ordinarily combined in BellSouth's network, regardless of

whether such combinations are Currently Combined at the cost-based rates in Exhibit B.

- 5.5.4 In Alabama, Florida, and North Carolina, BellSouth shall provide UNE port/loop combinations that are not Currently Combined but that are ordinarily combined in BellSouth's network at the market rates in Exhibit B. If a market rate is not set forth in Exhibit B for a UNE port/loop combination, such rate shall be negotiated by the Parties.
- 5.5.5 In Alabama, Florida, and North Carolina, BellSouth shall provide UNE port/loop combinations that are Currently Combined at the cost-based rates in Exhibit B.
- 5.5.6 BellSouth is not required to provide combinations of port and loop network elements on an unbundled basis in locations where, pursuant to FCC rules, BellSouth is not required to provide circuit switching as an unbundled network element.
- 5.5.6.1 BellSouth shall not be required to provide local circuit switching as an unbundled network element in density Zone 1, as defined in 47 CFR 69.123 as of January 1, 1999 of the Atlanta, GA; Miami, FL; Orlando, FL; Ft. Lauderdale, FL; Charlotte-Gastonia-Rock Hill, NC; Greensboro-Winston Salem-High Point, NC; Nashville, TN; and New Orleans, LA, MSAs to Xspeduis if Xspeduis's customer has 4 or more DS0 equivalent lines.
- 5.5.6.2 Notwithstanding the foregoing, BellSouth shall provide combinations of port and loop network elements on an unbundled basis where, pursuant to FCC rules, BellSouth is not required to provide local circuit switching as an unbundled network element and shall do so at the market rates in Exhibit B. If a market rate is not set forth in Exhibit B for a UNE port/loop combination, such rate shall be negotiated by the Parties.
- 5.5.7 BellSouth shall make 911 updates in the BellSouth 911 database for Xspeduis's UNE port/loop combinations. BellSouth will not bill Xspeduis for 911 surcharges. Xspeduis is responsible for paying all 911 surcharges to the applicable governmental agency.
- 5.5.8 Combination Offerings
- 5.5.8.1 2-wire voice grade port, voice grade loop, unbundled end office switching, unbundled end office trunk port, common transport per mile per MOU, common transport facilities termination, tandem switching, and tandem trunk port.
- 5.5.8.2 2-wire voice grade Coin port, voice grade loop, unbundled end office switching, unbundled end office trunk port, common transport per mile per MOU, common transport facilities termination, tandem switching, and tandem trunk port.

- 5.5.8.3 2-wire voice grade DID port, voice grade loop, unbundled end office switching, unbundled end office trunk port, common transport per mile per MOU, common transport facilities termination, tandem switching, and tandem trunk port.
- 5.5.8.4 2-wire CENTREX port, voice grade loop, CENTREX intercom functionality, unbundled end office switching, unbundled end office trunk port, common transport per mile per MOU, common transport facilities termination, tandem switching, and tandem trunk port.
- 5.5.8.5 2-wire ISDN Basic Rate Interface, voice grade loop, unbundled end office switching, unbundled end office trunk port, common transport per mile per MOU, common transport facilities termination, tandem switching, and tandem trunk port.
- 5.5.8.6 4-wire ISDN Primary Rate Interface, DS1 loop, unbundled end office switching, unbundled end office trunk port, common transport per mile per MOU, common transport facilities termination, tandem switching, and tandem trunk port.
- 5.5.8.7 4-wire DS1 Trunk port, DS1 Loop, unbundled end office switching, unbundled end office trunk port, common transport per mile per MOU, common transport facilities termination, tandem switching, and tandem trunk port.
- 5.5.8.8 4-wire DS1 Loop with normal serving wire center channelization interface, 2-wire voice grade ports (PBX), 2-wire DID ports, unbundled end office switching, unbundled end office trunk port, common transport per mile per MOU, common transport facilities termination, tandem switching, and tandem trunk port.

6 Transport, Channelization and Dark Fiber

6.1 Transport

- 6.1.1 Interoffice transmission facility network elements include:
 - 6.1.1.1 Dedicated transport, defined as BellSouth's transmission facilities, is dedicated to a particular customer or carrier that provides telecommunications between wire centers or switches owned by BellSouth, or between wire centers and switches owned by BellSouth and Xspeduis.
 - 6.1.1.2 Dark Fiber transport, defined as BellSouth's optical transmission facilities without attached signal regeneration, multiplexing, aggregation or other electronics;
 - 6.1.1.3 Common (Shared) transport, defined as transmission facilities shared by more than one carrier, including BellSouth, between end office switches, between end office switches and tandem switches, and between tandem switches, in BellSouth's network. Where BellSouth Network Elements are connected by intraoffice wiring, such wiring is provided as part of the Network Element and is not Common (Shared) Transport.

- 6.1.2 BellSouth shall:
- 6.1.2.1 Provide Xspeduis exclusive use of interoffice transmission facilities dedicated to a particular customer or carrier, or shared use of the features, functions, and capabilities of interoffice transmission facilities shared by more than one customer or carrier;
 - 6.1.2.2 Provide all technically feasible transmission facilities, features, functions, and capabilities of the transport facility for the provision of telecommunications services;
 - 6.1.2.3 Permit, to the extent technically feasible, Xspeduis to connect such interoffice facilities to equipment designated by Xspeduis, including but not limited to, Xspeduis's collocated facilities; and
 - 6.1.2.4 Permit, to the extent technically feasible, Xspeduis to obtain the functionality provided by BellSouth's digital cross-connect systems.
- 6.1.3 Technical Requirements of Common (Shared) Transport
- 6.1.3.1 Common (Shared) Transport provided on DS1 or VT1.5 circuits, shall, at a minimum, meet the performance, availability, jitter, and delay requirements specified for Central Office to Central Office ("CO to CO") connections in the applicable industry standards.
 - 6.1.3.2 Common (Shared) Transport provided on DS3 circuits, STS-1 circuits, and higher transmission bit rate circuits, shall, at a minimum, meet the performance, availability, jitter, and delay requirements specified for CO to CO connections in the applicable industry standards.
 - 6.1.3.3 BellSouth shall be responsible for the engineering, provisioning, and maintenance of the underlying equipment and facilities that are used to provide Common (Shared) Transport.
 - 6.1.3.4 At a minimum, Common (Shared) Transport shall meet all of the requirements set forth in the applicable industry standards.
- 6.2 **Dedicated Transport**
- 6.2.1 Dedicated Transport is composed of the following Unbundled Network Elements:
 - 6.2.1.1 Unbundled Local Channel, defined as the dedicated transmission path between Xspeduis's Point of Presence ("POP") and Xspeduis's collocation space in the BellSouth Serving Wire Center for Xspeduis's POP, and

- 6.2.1.2 Unbundled Interoffice Channel, defined as the dedicated transmission path that provides telecommunication between BellSouth's Serving Wire Centers' collocations.
- 6.2.1.3 BellSouth shall offer Dedicated Transport in each of the following ways:
 - 6.2.1.3.1 As capacity on a shared UNE facility.
 - 6.2.1.3.2 As a circuit (e.g., DS0, DS1, DS3) dedicated to Xspeduis.
- 6.2.1.4 Dedicated Transport may be provided over facilities such as optical fiber, copper twisted pair, and coaxial cable, and shall include transmission equipment such as, line terminating equipment, amplifiers, and regenerators.
- 6.2.2 Technical Requirements
 - 6.2.2.1 The entire designated transmission service (e.g., DS0, DS1, DS3) shall be dedicated to Xspeduis designated traffic.
 - 6.2.2.2 For DS1 or VT1.5 circuits, Dedicated Transport shall, at a minimum, meet the performance, availability, jitter, and delay requirements specified for Customer Interface to Central Office ("CI to CO") connections in the applicable industry standards.
 - 6.2.2.3 For DS3 circuits, Dedicated Transport shall, at a minimum, meet the performance, availability, jitter, and delay requirements specified for CI to CO connections in the applicable industry standards.
 - 6.2.2.4 BellSouth shall offer the following interface transmission rates for Dedicated Transport:
 - 6.2.2.4.1 DS0 Equivalent;
 - 6.2.2.4.2 DS1;
 - 6.2.2.4.3 DS3; and
 - 6.2.2.4.4 SDH (Synchronous Digital Hierarchy) Standard interface rates in accordance with International Telecommunications Union (ITU) Recommendation G.707 and Plesiochronous Digital Hierarchy (PDH) rates per ITU Recommendation G.704.
 - 6.2.2.5 BellSouth shall design Dedicated Transport according to its network infrastructure. Xspeduis shall specify the termination points for Dedicated Transport.
 - 6.2.2.6 At a minimum, Dedicated Transport shall meet each of the requirements set forth in the applicable industry technical references.

- 6.2.2.7 BellSouth Technical References:
- 6.2.2.7.1 TR-TSY-000191 Alarm Indication Signals Requirements and Objectives, Issue 1, May 1986.
- 6.2.2.7.2 TR 73501 LightGate[®] Service Interface and Performance Specifications, Issue D, June 1995.
- 6.2.2.7.3 TR 73525 MegaLink[®] Service, MegaLink Channel Service and MegaLink Plus Service Interface and Performance Specifications, Issue C, May 1996.

6.3 **Unbundled Channelization (Multiplexing)**

- 6.3.1 Unbundled Channelization (UC) provides the multiplexing capability that will allow a DS1 (1.544 Mbps) or DS3 (44.736 Mbps) or STS-1 (51.84 Mbps) Unbundled Network Element (UNE) or collocation cross-connect to be multiplexed or channelized at a BellSouth central office. Channelization will be offered with both the high and low speed sides to be connected to collocation. Channelization can be accomplished through the use of a stand-alone multiplexer or a digital cross-connect system at the discretion of BellSouth. Once UC has been installed, Xspeduis may request channel activation on an as-needed basis and BellSouth shall connect the requested facilities via Central Office Channel Interfaces (COCI). The COCI must be compatible with the lower capacity facility and ordered with the lower capacity facility.
- 6.3.2 BellSouth shall make available the following channelization systems:
 - 6.3.2.1 DS3/STS-1 Channelization System: channelizes a DS3 signal into 28 DS1s.
 - 6.3.2.2 DS1 Channelization System: channelizes a DS1 signal into 24 DS0s.
- 6.3.3 BellSouth shall make available the following
 - 6.3.3.1 Central Office Channel Interfaces (COCI):
 - 6.3.3.2 DS1 COCI, which can be activated on a DS3 Channelization System.
 - 6.3.3.3 Voice Grade and Digital Data COCI, which can be activated on a DS1 Channelization System.
 - 6.3.3.4 Data COCI, which can be activated on a DS1 Channelization System.
 - 6.3.3.5 AMI and B8ZS line coding with either Super Frame (SF) and Extended Super Frame (ESF) framing formats will be supported as options.
- 6.3.4 Technical Requirements

- 6.3.4.1 In order to assure proper operation with BellSouth provided central office multiplexing functionality, Xspeduis's channelization equipment must adhere strictly to form and protocol standards. Xspeduis must also adhere to such applicable industry standards for the multiplex channel bank, for voice frequency encoding, for various signaling schemes, and for sub rate digital access.
- 6.3.4.2 DS0 to DS1 Channelization
- 6.3.4.2.1 The DS1 signal must be framed utilizing the framing structure defined in ANSI T1.107, Digital Hierarchy Formats Specifications and ANSI T1.403.02, DS1 Robbed-bit Signaling State Definitions.
- 6.3.4.3 DS1 to DS3 Channelization
- 6.3.4.3.1 The DS3 signal must be framed utilizing the framing structure define in ANSI T1.107, Digital Hierarchy Formats Specifications. The asynchronous M13 multiplex format (combination of M12 and M23 formats) is specified for terminal equipment that multiplexes 28 DS1s into a DS3.
- 6.3.4.4 DS1 to STS Channelization
- 6.3.4.4.1 The STS-1 signal must be framed utilizing the framing structure define in ANSI T1.105, Synchronous Optical Network (SONET) – Basic Description Including Multiplex Structure, Rates and Formats and T1.105.02, Synchronous Optical Network (SONET) – Payload Mappings.
- 6.4 **Dark Fiber Transport**
- 6.4.1 Dark Fiber Transport is an unused optical transmission facility without attached signal regeneration, multiplexing, aggregation or other electronics that connects two points within BellSouth's network. It may be strands of optical fiber existing in aerial or underground structure. BellSouth will not provide line terminating elements, regeneration or other electronics necessary for Xspeduis to utilize Dark Fiber Transport.
- 6.4.2 Dark Fiber Transport rates are differentiated between Local Channel, Interoffice Channel and Local Loop.
- 6.4.3 Requirements
- 6.4.3.1 BellSouth shall make available Dark Fiber Transport where it exists in BellSouth's network and where, as a result of future building or deployment, it becomes available. Dark Fiber Transport will not be deemed available if (1) it is used by BellSouth for maintenance and repair purposes, (2) it is designated for use pursuant to a firm order placed by another customer, (3) it is restricted for use by all carriers, including BellSouth, because of transmission problems or because it is scheduled for removal due to documented changes to roads and infrastructure, or

(4) BellSouth has plans to use the fiber within a two-year planning period. BellSouth is not required to place fibers for Dark Fiber Transport if there are none available.

- 6.4.3.2 If the requested Dark Fiber Transport has any lightwave repeater equipment interspliced to it, BellSouth will remove such equipment at Xspeduis's request subject to time and materials charges.
- 6.4.3.3 Xspeduis is solely responsible for testing the quality of the Dark Fiber Transport to determine its usability and performance specifications.
- 6.4.3.4 BellSouth shall use its best efforts to provide to Xspeduis information regarding the location, availability and performance of Dark Fiber Transport within ten (10) business days after receiving a request from Xspeduis. Within such time period, BellSouth shall send written confirmation of availability of the Dark Fiber Transport.
- 6.4.3.5 If the requested Dark Fiber Transport is available, BellSouth shall use its commercially reasonable efforts to provision the Dark Fiber Transport to Xspeduis within twenty (20) business days after Xspeduis submits a valid, error free LSR. Provisioning includes identification of appropriate connection points (e.g., Light Guide Interconnection (LGX)) to enable Xspeduis to connect or splice Xspeduis provided transmission media (e.g., optical fiber) or equipment to the Dark Fiber Transport.

7 BellSouth Switched Access ("SWA") 8XX Toll Free Dialing Ten Digit Screening Service

- 7.1 The BellSouth SWA 8XX Toll Free Dialing Ten Digit Screening Service database ("8XX SCP Database") is a Signaling control Point ("SCP") that contains customer record information and the functionality to provide call-handling instructions for 8XX calls. The 8XX SCP IN software stores data downloaded from the national SMS/8XX database and provides the routing instructions in response to queries from the Switching Service Point ("SSP") or tandem. The BellSouth SWA 8XX Toll Free Dialing Ten Digit Screening Service ("8XX TFD Service") utilizes the 8XX SCP Database to provide identification and routing of the 8XX calls, based on the ten digits dialed. At Xspeduis's option, 8XX TFD Service is provided with or without POTS number delivery, dialing number delivery, and other optional complex features as selected by Xspeduis.
- 7.2 The 8XX SCP Database is designated to receive and respond to queries using the ANSI Specification of Signaling System Seven (SS7) protocol.

8 Line Information Database (LIDB)

- 8.1 The Line Information Database (LIDB) is a transaction-oriented database accessible through Common Channel Signaling (CCS) networks. For access to

LIDB, Xspeduis must purchase appropriate signaling links pursuant to Section 9 of this Attachment. LIDB contains records associated with end user Line Numbers and Special Billing Numbers. LIDB accepts queries from other Network Elements and provides appropriate responses. The query originator need not be the owner of LIDB data. LIDB queries include functions such as screening billed numbers that provides the ability to accept Collect or Third Number Billing calls and validation of Telephone Line Number based non-proprietary calling cards. The interface for the LIDB functionality is the interface between BellSouth's CCS network and other CCS networks. LIDB also interfaces to administrative systems.

8.2 Technical Requirements

8.2.1 BellSouth will offer to Xspeduis any additional capabilities that are developed for LIDB during the life of this Agreement.

8.2.2 BellSouth shall process Xspeduis's Customer records in LIDB at least at parity with BellSouth customer records, with respect to other LIDB functions. BellSouth shall indicate to Xspeduis what additional functions (if any) are performed by LIDB in the BellSouth network.

8.2.3 Within two (2) weeks after a request by Xspeduis, BellSouth shall provide Xspeduis with a list of the customer data items, which Xspeduis would have to provide in order to support each required LIDB function. The list shall indicate which data items are essential to LIDB function, and which are required only to support certain services. For each data item, the list shall show the data formats, the acceptable values of the data item and the meaning of those values.

8.2.4 BellSouth shall provide LIDB systems for which operating deficiencies that would result in calls being blocked shall not exceed 30 minutes per year.

8.2.5 BellSouth shall provide LIDB systems for which operating deficiencies that would not result in calls being blocked shall not exceed 12 hours per year.

8.2.6 BellSouth shall provide LIDB systems for which the LIDB function shall be in overload no more than 12 hours per year.

8.2.7 All additions, updates and deletions of Xspeduis data to the LIDB shall be solely at the direction of Xspeduis. Such direction from Xspeduis will not be required where the addition, update or deletion is necessary to perform standard fraud control measures (e.g., calling card auto-deactivation).

8.2.8 BellSouth shall provide priority updates to LIDB for Xspeduis data upon Xspeduis's request (e.g., to support fraud detection), via password-protected telephone card, facsimile, or electronic mail within one hour of notice from the established BellSouth contact.

- 8.2.9 BellSouth shall provide LIDB systems such that no more than 0.01% of Xspeduis customer records will be missing from LIDB, as measured by Xspeduis audits. BellSouth will audit Xspeduis records in LIDB against DBAS to identify record mismatches and provide this data to a designated Xspeduis contact person to resolve the status of the records and BellSouth will update system appropriately. BellSouth will refer record of mis-matches to Xspeduis within one business day of audit. Once reconciled records are received back from Xspeduis, BellSouth will update LIDB the same business day if less than 500 records are received before 1:00PM Central Time. If more than 500 records are received, BellSouth will contact Xspeduis to negotiate a time frame for the updates, not to exceed three business days.
- 8.2.10 BellSouth shall perform backup and recovery of all of Xspeduis's data in LIDB including sending to LIDB all changes made since the date of the most recent backup copy, in at least the same time frame BellSouth performs backup and recovery of BellSouth data in LIDB for itself. Currently, BellSouth performs backups of the LIDB for itself on a weekly basis and when a new software release is scheduled, a backup is performed prior to loading the new release.
- 8.2.11 BellSouth shall provide Xspeduis with LIDB reports of data, which are missing or contain errors, as well as any misrouted errors, within a reasonable time period as negotiated between Xspeduis and BellSouth.
- 8.2.12 BellSouth shall prevent any access to or use of Xspeduis data in LIDB by BellSouth personnel that are outside of established administrative and fraud control personnel, or by any other Party that is not authorized by Xspeduis in writing.
- 8.2.13 BellSouth shall provide Xspeduis performance of the LIDB Data Screening function, which allows a LIDB to completely or partially deny specific query originators access to LIDB data owned by specific data owners, for Customer Data that is part of an NPA-NXX or RAO-0/1XX wholly or partially owned by Xspeduis at least at parity with BellSouth Customer Data. BellSouth shall obtain from Xspeduis the screening information associated with LIDB Data Screening of Xspeduis data in accordance with this requirement. BellSouth currently does not have LIDB Data Screening capabilities. When such capability is available, BellSouth shall offer it to Xspeduis under the BFR/NBR process as set forth in Attachment 12.
- 8.2.14 BellSouth shall accept queries to LIDB associated with Xspeduis customer records, and shall return responses in accordance with industry standards.
- 8.2.15 BellSouth shall provide mean processing time at the LIDB within 0.50 seconds under normal conditions as defined in industry standards.

- 8.2.16 BellSouth shall provide processing time at the LIDB within 1 second for 99% of all messages under normal conditions as defined in industry standards.
- 8.3 Interface Requirements
- 8.3.1 BellSouth shall offer LIDB in accordance with the requirements of this subsection.
- 8.3.2 The interface to LIDB shall be in accordance with the technical references contained within.
- 8.3.3 The CCS interface to LIDB shall be the standard interface described herein.
- 8.3.4 The LIDB Data Base interpretation of the ANSI-TCAP messages shall comply with the technical reference herein. Global Title Translation shall be maintained in the signaling network in order to support signaling network routing to the LIDB.
- 8.3.5 The application of the LIDB rates contained in Exhibit B to this Attachment will be based on a Percent CLEC LIDB Usage (“PCLU”) factor. Xspeduis shall provide BellSouth a PCLU. The PCLU will be applied to determine the percentage of total LIDB usage to be billed to the other Party at local rates. Xspeduis shall update its PCLU on the first of January, April, July and October and shall send it to BellSouth to be received no later than thirty (30) calendar days after the first of each such month based on local usage for the past three months ending the last day of December, March, June and September, respectively. Requirements associated with PCLU calculation and reporting shall be as set forth in BellSouth’s Jurisdictional Factors Reporting Guide, as it is amended from time to time.

9 Signaling

- 9.1 BellSouth shall offer access to signaling and access to BellSouth’s signaling databases subject to compatibility testing and at the rates set forth in this Attachment. BellSouth may provide mediated access to BellSouth signaling systems and databases. Available signaling elements include signaling links, signal transfer points and service control points. Signaling functionality will be available with both A-link and B-link connectivity.

9.2 Signaling Link Transport

- 9.2.1 Signaling Link Transport is a set of two or four dedicated 56 kbps transmission paths between Xspeduis-designated Signaling Points of Interconnection that provide appropriate physical diversity.
- 9.2.2 Technical Requirements
- 9.2.3 Signaling Link Transport shall consist of full duplex mode 56 kbps transmission paths and shall perform in the following two ways:

- 9.2.3.1 As an “A-link” Signaling Link Transport is a connection between a switch or SCP and a home Signaling Transfer Point switch pair; and
- 9.2.3.2 As a “B-link” Signaling Link Transport is a connection between two Signaling Transfer Point switch pairs in different company networks (e.g., between two Signaling Transfer Point switch pairs for two CLECs).
- 9.2.4 Signaling Link Transport shall consist of two or more signaling link layers as follows:
- 9.2.4.1 An A-link layer shall consist of two links.
- 9.2.4.2 A B-link layer shall consist of four links.
- 9.2.4.3 A signaling link layer shall satisfy interoffice and intraoffice diversity of facilities and equipment, such that:
- 9.2.4.4 No single failure of facilities or equipment causes the failure of both links in an A-link layer (i.e., the links should be provided on a minimum of two separate physical paths end-to-end); and
- 9.2.4.5 No two concurrent failures of facilities or equipment shall cause the failure of all four links in a B-link layer (i.e., the links should be provided on a minimum of three separate physical paths end-to-end).
- 9.2.5 Interface Requirements
- 9.2.5.1 There shall be a DS1 (1.544 Mbps) interface at Xspeduis’s designated SPOIs. Each 56 kbps transmission path shall appear as a DS0 channel within the DS1 interface.
- 9.3 Signaling Transfer Points (STPs)**
- 9.3.1 A Signaling Transfer Point is a signaling network function that includes all of the capabilities provided by the signaling transfer point switches (STPs) and their associated signaling links that enables the exchange of SS7 messages among and between switching elements, database elements and signaling transfer point switches.
- 9.3.2 Technical Requirements
- 9.3.2.1 Signaling Transfer Point s shall provide access to BellSouth Local Switching or Tandem Switching and to BellSouth Service Control Points/Databases connected to BellSouth SS7 network. Signaling Transfer Point also provide access to third-party local or tandem switching and Third-party-provided Signaling Transfer Points.

- 9.3.2.2 The connectivity provided by Signaling Transfer Points shall fully support the functions of all other Network Elements connected to the BellSouth SS7 network. This includes the use of the BellSouth SS7 network to convey messages that neither originate nor terminate at a signaling end point directly connected to the BellSouth SS7 network (i.e., transit messages). When the BellSouth SS7 network is used to convey transit messages, there shall be no alteration of the Integrated Services Digital Network User Part or Transaction Capabilities Application Part (TCAP) user data that constitutes the content of the message.
- 9.3.2.3 If a BellSouth tandem switch routes traffic, based on dialed or translated digits, on SS7 trunks between a Xspeduis local switch and third party local switch, the BellSouth SS7 network shall convey the TCAP messages that are necessary to provide Call Management features (Automatic Callback, Automatic Recall, and Screening List Editing) between Xspeduis local STPs and the STPs that provide connectivity with the third party local switch, even if the third party local switch is not directly connected to BellSouth STPs.
- 9.3.2.4 STPs shall provide all functions of the SCCP necessary for Class 0 (basic connectionless) service, as defined in Telcordia ANSI Interconnection Requirements. This includes Global Title Translation (GTT) and SCCP Management procedures, as specified in ANSI T1.112.4. Where the destination signaling point is a Xspeduis or third party local or tandem switching system directly connected to BellSouth SS7 network, BellSouth shall perform final GTT of messages to the destination and SCCP Subsystem Management of the destination. In all other cases, BellSouth shall perform intermediate GTT of messages to a gateway pair of STPs in an SS7 network connected with BellSouth SS7 network, and shall not perform SCCP Subsystem Management of the destination. If BellSouth performs final GTT to a Xspeduis database, then Xspeduis agrees to provide BellSouth with the Destination Point Code for Xspeduis database.
- 9.3.2.5 STPs shall provide all functions of the OMAP as specified in applicable industry standard technical references, which may include, where available in BellSouth's network, MTP Routing Verification Test (MRVT); and SCCP Routing Verification Test (SRVT).
- 9.3.2.6 Where the destination signaling point is a BellSouth local or tandem switching system or database, or is a Xspeduis or third party local or tandem switching system directly connected to the BellSouth SS7 network, STPs shall perform MRVT and SRVT to the destination signaling point. In all other cases, STPs shall perform MRVT and SRVT to a gateway pair of STPs in an SS7 network connected with the BellSouth SS7 network. This requirement may be superseded by the specifications for Internetwork MRVT and SRVT when these become approved ANSI standards and available capabilities of BellSouth STPs.

9.4 **SS7 Advanced Intelligent Network (AIN) Access**

- 9.4.1 When technically feasible and upon request by Xspeduis, SS7 AIN Access shall be made available in association with switching. SS7 AIN Access is the provisioning of AIN 0.1 triggers in an equipped BellSouth local switch and interconnection of the BellSouth SS7 network with Xspeduis's SS7 network to exchange TCAP queries and responses with a Xspeduis SCP.
- 9.4.2 SS7 AIN Access shall provide Xspeduis SCP access to an equipped BellSouth local switch via interconnection of BellSouth's SS7 and Xspeduis SS7 Networks. BellSouth shall offer SS7 AIN Access through its STPs. If BellSouth requires a mediation device on any part of its network specific to this form of access, BellSouth must route its messages in the same manner. The interconnection arrangement shall result in the BellSouth local switch recognizing the Xspeduis SCP as at least at parity with BellSouth's SCPs in terms of interfaces, performance and capabilities.
- 9.4.3 Interface Requirements
- 9.4.3.1 BellSouth shall provide the following STP options to connect Xspeduis or Xspeduis-designated local switching systems to the BellSouth SS7 network:
- 9.4.3.1.1 An A-link interface from Xspeduis local switching systems; and,
- 9.4.3.1.2 A B-link interface from Xspeduis local STPs.
- 9.4.3.2 Each type of interface shall be provided by one or more layers of signaling links.
- 9.4.3.3 The Signaling Point of Interconnection for each link shall be located at a cross-connect element in the Central Office (CO) where the BellSouth STP is located. There shall be a DS1 or higher rate transport interface at each of the SPOIs. Each signaling link shall appear as a DS0 channel within the DS1 or higher rate interface.
- 9.4.3.4 BellSouth shall provide intraoffice diversity between the Signaling Point of Interconnection and BellSouth STPs, so that no single failure of intraoffice facilities or equipment shall cause the failure of both B-links in a layer connecting to a BellSouth STP.
- 9.4.3.5 STPs shall provide all functions of the MTP as defined in the applicable industry standard technical references.
- 9.4.4 Message Screening
- 9.4.4.1 BellSouth shall set message screening parameters so as to accept valid messages from Xspeduis local or tandem switching systems destined to any signaling point within BellSouth's SS7 network where the Xspeduis switching system has a valid signaling relationship.

- 9.4.4.2 BellSouth shall set message screening parameters so as to pass valid messages from Xspeduis local or tandem switching systems destined to any signaling point or network accessed through BellSouth's SS7 network where the Xspeduis switching system has a valid signaling relationship.
- 9.4.4.3 BellSouth shall set message screening parameters so as to accept and pass/send valid messages destined to and from Xspeduis from any signaling point or network interconnected through BellSouth's SS7 network where the Xspeduis SCP has a valid signaling relationship.

9.5 **Service Control Points/Databases**

- 9.5.1 Call Related Databases provide the storage of, access to, and manipulation of information required to offer a particular service and/or capability. BellSouth shall provide access to the following Databases: Local Number Portability, LIDB, Toll Free Number Database, Automatic Location Identification/Data Management System, and Calling Name Database. BellSouth also provides access to Service Creation Environment and Service Management System (SCE/SMS) application databases and Directory Assistance.
- 9.5.2 A Service Control Point (SCP) is deployed in a SS7 network that executes service application logic in response to SS7 queries sent to it by a switching system also connected to the SS7 network. Service Management Systems provide operational interfaces to allow for provisioning, administration and maintenance of subscriber data and service application data stored in SCPs.
- 9.5.3 Technical Requirements for SCPs/Databases
- 9.5.3.1 BellSouth shall provide physical access to SCPs through the SS7 network and protocols with TCAP as the application layer protocol.
- 9.5.3.2 BellSouth shall provide physical interconnection to databases via industry standard interfaces and protocols (e.g. SS7, ISDN and X.25).
- 9.5.3.3 The reliability of interconnection options shall be consistent with requirements for diversity and survivability.

9.6 **Local Number Portability Database**

- 9.6.1 The Permanent Number Portability (PNP) database supplies routing numbers for calls involving numbers that have been ported from one local service provider to another. BellSouth agrees to provide access to the PNP database at rates, terms and conditions as set forth by BellSouth and in accordance with an effective FCC or Commission directive.

9.7 **SS7 Network Interconnection**

- 9.7.1 SS7 Network Interconnection is the interconnection of Xspeduis local signaling transfer point switches or Xspeduis local or tandem switching systems with BellSouth signaling transfer point switches. This interconnection provides connectivity that enables the exchange of SS7 messages among BellSouth switching systems and databases, Xspeduis local or tandem switching systems, and other third-party switching systems directly connected to the BellSouth SS7 network.
- 9.7.2 The connectivity provided by SS7 Network Interconnection shall fully support the functions of BellSouth switching systems and databases and Xspeduis or other third-party switching systems with A-link access to the BellSouth SS7 network.
- 9.7.3 If traffic is routed based on dialed or translated digits between a Xspeduis local switching system and a BellSouth or other third-party local switching system, either directly or via a BellSouth tandem switching system, then it is a requirement that the BellSouth SS7 network convey via SS7 Network Interconnection the TCAP messages that are necessary to provide Call Management services (Automatic Callback, Automatic Recall, and Screening List Editing) between the Xspeduis local signaling transfer point switches and BellSouth or other third-party local switch.
- 9.7.4 SS7 Network Interconnection shall provide:
- 9.7.4.1 Signaling Data Link functions, as specified in ANSI T1.111.2;
- 9.7.4.2 Signaling Link functions, as specified in ANSI T1.111.3; and
- 9.7.4.3 Signaling Network Management functions, as specified in ANSI T1.111.4.
- 9.7.5 SS7 Network Interconnection shall provide all functions of the SCCP necessary for Class 0 (basic connectionless) service, as specified in ANSI T1.112. This includes Global Title Translation (GTT) and SCCP Management procedures, as specified in ANSI T1.112.4. Where the destination signaling point is a BellSouth switching system or DB, or is another third-party local or tandem switching system directly connected to the BellSouth SS7 network, SS7 Network Interconnection shall include final GTT of messages to the destination and SCCP Subsystem Management of the destination. Where the destination signaling point is a Xspeduis local or tandem switching system, SS7 Network Interconnection shall include intermediate GTT of messages to a gateway pair of Xspeduis local STPs, and shall not include SCCP Subsystem Management of the destination.
- 9.7.6 SS7 Network Interconnection shall provide all functions of the Integrated Services Digital Network User Part, as specified in ANSI T1.113.
- 9.7.7 SS7 Network Interconnection shall provide all functions of the TCAP, as specified in ANSI T1.114.

- 9.7.8 If Internetwork MRVT and SRVT become approved ANSI standards and available capabilities of BellSouth STPs, SS7 Network Interconnection may provide these functions of the OMAP.
- 9.7.9 Interface Requirements
- 9.7.9.1 The following SS7 Network Interconnection interface options are available to connect Xspeduis or Xspeduis-designated local or tandem switching systems or signaling transfer point switches to the BellSouth SS7 network:
- 9.7.9.1.1 A-link interface from Xspeduis local or tandem switching systems; and
- 9.7.9.1.2 B-link interface from Xspeduis STPs.
- 9.7.9.2 The Signaling Point of Interconnection for each link shall be located at a cross-connect element in the central office where the BellSouth STP is located. There shall be a DS1 or higher rate transport interface at each of the Signaling Points of interconnection. Each signaling link shall appear as a DS0 channel within the DS1 or higher rate interface.
- 9.7.9.3 BellSouth shall provide intraoffice diversity between the Signaling Points of Interconnection and the BellSouth STP, so that no single failure of intraoffice facilities or equipment shall cause the failure of both B-links in a layer connecting to a BellSouth STP.
- 9.7.9.4 The protocol interface requirements for SS7 Network Interconnection include the MTP, ISDNUP, SCCP, and TCAP. These protocol interfaces shall conform to the applicable industry standard technical references.
- 9.7.9.5 BellSouth shall set message screening parameters to accept messages from Xspeduis local or tandem switching systems destined to any signaling point in the BellSouth SS7 network with which the Xspeduis switching system has a valid signaling relationship.

10 Operator Services (Operator Call Processing and Directory Assistance)

- 10.1 Operator Call Processing provides: (1) operator handling for call completion (for example, collect, third number billing, and manual calling-card calls), (2) operator or automated assistance for billing after the end user has dialed the called number (for example, calling card calls); and (3) special services including but not limited to Busy Line Verification and Emergency Line Interrupt (ELI), Emergency Agency Call, and Operator-assisted Directory Assistance.
- 10.2 Upon request for BellSouth Operator Call Processing, BellSouth shall:
- 10.2.1 Process 0+ and 0- dialed local calls.

- 10.2.2 Process 0+ and 0- intraLATA toll calls.
- 10.2.3 Process calls that are billed to Xspeduis end user's calling card that can be validated by BellSouth.
- 10.2.4 Process person-to-person calls.
- 10.2.5 Process collect calls.
- 10.2.6 Provide the capability for callers to bill to a third party and shall also process such calls.
- 10.2.7 Process station-to-station calls.
- 10.2.8 Process Busy Line Verify and Emergency Line Interrupt requests.
- 10.2.9 Process emergency call trace originated by Public Safety Answering Points.
- 10.2.10 Process operator-assisted directory assistance calls.
- 10.2.11 Adhere to equal access requirements, providing Xspeduis local end users the same IXC access as provided to BellSouth end users.
- 10.2.12 Exercise at least the same level of fraud control in providing Operator Service to Xspeduis that BellSouth provides for its own operator service.
- 10.2.13 Perform Billed Number Screening when handling Collect, Person-to-Person, and Billed-to-Third-Party calls.
- 10.2.14 Direct customer account and other similar inquiries to the customer service center designated by Xspeduis.
- 10.2.15 Provide call records to Xspeduis in accordance with ODUF standards specified in Attachment 7.
- 10.2.16 The interface requirements shall conform to the interface specifications for the platform used to provide Operator Services as long as the interface conforms to industry standards.
- 10.3 **Directory Assistance Service**
- 10.3.1 Directory Assistance Service provides local and non-local end user telephone number listings with the option to complete the call at the caller's direction separate and distinct from local switching.
- 10.3.2 Directory Assistance Service shall provide up to two listing requests per call. If available and if requested by Xspeduis's end user, BellSouth shall provide caller-

optional directory assistance call completion service at rates contained in this Attachment to one of the provided listings.

10.3.3 Directory Assistance Service Updates

- 10.3.3.1 BellSouth shall update end user listings changes daily. These changes include:
 - 10.3.3.1.1 New end user connections
 - 10.3.3.1.2 End user disconnections
 - 10.3.3.1.3 End user address changes
- 10.3.3.2 These updates shall also be provided for non-listed and non-published numbers for use in emergencies.

10.4 Branding for Operator Call Processing and Directory Assistance

- 10.4.1 BellSouth's branding feature provides a definable announcement to Xspeduis end users using Directory Assistance (DA)/Operator Call Processing (OCP) prior to placing such end users in queue or connecting them to an available operator or automated operator system. This feature allows Xspeduis to have its calls custom branded with Xspeduis's name on whose behalf BellSouth is providing Directory Assistance and/or Operator Call Processing. Rates for the branding features are set forth in this Attachment.
- 10.4.2 BellSouth offers three branding offering options to Xspeduis when ordering BellSouth's Directory Assistance and Operator Call Processing: BellSouth Branding, Unbranding and Custom Branding.
- 10.4.3 Upon receipt of the custom branding order from Xspeduis, the order is considered firm after ten business days. Should Xspeduis decide to cancel the order, written notification to <customer_name's> BellSouth Account Executive is required. If Xspeduis decides to cancel after ten business days from receipt of the custom branding order, Xspeduis shall pay all charges per the order.

10.4.4 Selective Call Routing Using Line Class Codes (SCR-LCC)

- 10.4.4.1 Where Xspeduis purchases unbundled local switching from BellSouth and utilizes an Operator Services Provider other than BellSouth, BellSouth will route Xspeduis's end user calls to that provider through Selective Call Routing.
- 10.4.4.2 Selective Call Routing using Line Class Codes (SCR-LCC) provides the capability for Xspeduis to have its OCP/DA calls routed to BellSouth's OCP/DA platform for BellSouth provided Custom Branded or Unbranded OCP/DA or to its own or an alternate OCP/DA platform for Self-Branded OCP/DA. SCR-LCC is only

available if line class code capacity is available in the requested BellSouth end office switches.

- 10.4.4.3 Custom Branding for Directory Assistance is not available for certain classes of service, including but not limited to Hotel/Motel services, WATS service, and certain PBX services.
- 10.4.4.4 Where available, Xspeduis specific and unique line class codes are programmed in each BellSouth end office switch where Xspeduis intends to serve end users with customized OCP/DA branding. The line class codes specifically identify Xspeduis's end users so OCP/DA calls can be routed over the appropriate trunk group to the requested OCP/DA platform. Additional line class codes are required in each end office if the end office serves multiple NPAs (i.e., a unique LCC is required per NPA), and/or if the end office switch serves multiple rate areas and Xspeduis intends to provide Xspeduis -branded OCP/DA to its end users in these multiple rate areas.
- 10.4.4.5 BellSouth Branding is the default branding offering.
- 10.4.4.6 SCR-LCC supporting Custom Branding and Self Branding require Xspeduis to order dedicated trunking from each BellSouth end office identified by Xspeduis, either to the BellSouth Traffic Operator Position System (TOPS) for Custom Branding or to the Xspeduis Operator Service Provider for Self Branding. Separate trunk groups are required for Operator Services and for Directory Assistance. Rates for trunks are set forth in applicable BellSouth tariffs.
- 10.4.4.7 Unbranding - Unbranded Directory Assistance and/or Operator Call Processing calls ride common trunk groups provisioned by BellSouth from those end offices identified by Xspeduis to the BellSouth TOPS. These calls are routed to "No Announcement."
- 10.4.4.8 The Rates for SCR-LCC are as set forth in this Attachment. There is a nonrecurring charge for the establishment of each Line Class Code in each BellSouth central office. Furthermore, for Unbranded and Custom Branded OCP/DA provided by BellSouth Operator Services with unbundled ports and unbundled port/loop switch combinations, monthly recurring usage charges shall apply for the UNEs necessary to provide the service, such as end office and tandem switching and common transport. A flat rated end office switching charge shall apply to Self-Branded OCP/DA when used in conjunction with unbundled ports and unbundled port/loop switch combinations.
- 10.4.4.9 UNE Provider Branding via Originating Line Number Screening (OLNS)
- 10.4.5.1 BellSouth Branding, Unbranding and Custom Branding are also available for Directory Assistance, Operator Call Processing or both via Originating Line Number Screening (OLNS) software. When utilizing this method of Unbranding

or Custom Branding, Xspeduis shall not be required to purchase dedicated trunking.

- 10.4.5.2 For BellSouth to provide Unbranding or Custom Branding via OLNS software for Operator Call Processing or for Directory Assistance, Xspeduis must have its Operating Company Number (“OCN(s)”) and telephone numbers reside in BellSouth’s LIDB; however, a BellSouth LIDB Storage Agreement is not required. To implement Unbranding and Custom Branding via OLNS software, Xspeduis must submit a manual order form which requires, among other things, Xspeduis’s OCN and a forecast for the traffic volume anticipated for each BellSouth TOPS during the peak busy hour. Xspeduis shall provide updates to such forecast on a quarterly basis and at any time such forecasted traffic volumes are expected to change significantly. Upon Xspeduis’s purchase of Unbranding or Custom Branding using OLNS software for any particular TOPS, all Xspeduis end users served by that TOPS will receive the Unbranded “no announcement” or the Custom Branded announcement.
- 10.4.5.3 BellSouth Branding is the default branding offering.
- 10.4.5.4 Rates for Unbranding and Custom Branding via OLNS software for Directory Assistance and for Operator Call Processing are as set forth in this Attachment. Notwithstanding anything to the contrary in this Agreement, to the extent BellSouth is unable to bill Xspeduis applicable charges currently, BellSouth shall track such charges and will bill the same retroactively at such time as a billing process is implemented. In addition to the charges for Unbranding and Custom Branding via OLNS software, Xspeduis shall continue to pay BellSouth applicable labor and other charges for the use of BellSouth’s Directory Assistance and Operator Call Processing platforms as set forth in this Attachment. Further, where Xspeduis is purchasing unbundled local switching from BellSouth, UNE usage charges for end office switching, tandem switching and transport, as applicable, shall continue to apply.
- 10.4.6 **Facilities Based Carrier Branding**
- 10.4.6.1 All Service Levels require Xspeduis to order dedicated trunking from their end office(s) point of interface to the BellSouth TOPS Switches. Rates for trunks are set forth in applicable BellSouth tariffs.
- 10.4.6.2 Unbranding is the default branding offering.
- 10.4.6.3 Rates for Custom Branded OCP/DA are set forth in this Attachment.
- 10.4.6.4 Customized Branding includes charges for the recording of the branding announcement and the loading of the audio units in each TOPS Switch and Network Applications Vehicle (NAV) equipment for which Xspeduis requires service.

- 10.4.6.5 Directory Assistance customized branding uses:
 - 10.4.6.5.1 the recording of Xspeduis;
 - 10.4.6.5.2 the loading on the Digital Recorded Announcement Machine (DRAM) in each TOPS switch.
- 10.4.6.6 Operator Call Processing customized branding uses:
 - 10.4.6.6.1 the recording of Xspeduis;
 - 10.4.6.6.2 the loading on the DRAM in the TOPS Switch (North Carolina);
 - 10.4.6.6.3 the loading on the Network Applications Vehicle (NAV). All NAV shelves within the region where the customer is offering service must be loaded.
- 10.5 **Directory Assistance Database Service (DADS)**
 - 10.5.1 BellSouth shall make its Directory Assistance Database Service (DADS) available at the rates set forth in this Attachment solely for the expressed purpose of providing Directory Assistance type services to Xspeduis end users. The term “end user” denotes any entity that obtains Directory Assistance type services for its own use from a DADS customer. Directory Assistance type service is defined as Voice Directory Assistance (DA Operator assisted) and Electronic Directory Assistance (Data System assisted). Xspeduis agrees that DADS will not be used for any purpose that violates federal or state laws, statutes, regulatory orders or tariffs. For the purposes of provisioning a Directory Assistance type service, all terms and conditions of GSST A38 apply and are incorporated by reference herein. Except for the permitted uses, Xspeduis agrees not to disclose DADS to others and shall provide due care in providing for the security and confidentiality of DADS.
 - 10.5.2 BellSouth shall initially provide Xspeduis with a Base File of subscriber listings via magnetic tape. DADS is available and may be ordered on a Business, Residence or combined Business and Residence listings basis for each central office requested. BellSouth will require approximately 30- 45 days after receiving an order from Xspeduis to prepare the Base File.
 - 10.5.3 BellSouth will provide updates on either a daily or weekly basis reflecting all listing change activity occurring since Xspeduis’s previous update. Delivery of updates will commence immediately after Xspeduis receives the Base File. Updates will be provided via magnetic tape unless BellSouth and Xspeduis mutually develop CONNECT: Direct™ electronic connectivity. Xspeduis will pay all costs associated with CONNECT: Direct™ connectivity, which will vary depending upon volume and mileage.

10.5.4 Xspeduis authorizes the inclusion of Xspeduis Directory Assistance listings in the BellSouth Directory Assistance products, including but not limited to DADS. Any other use is not authorized.

10.6 **Direct Access to Directory Assistance Service**

10.6.1 Direct Access to Directory Assistance Service (DADAS) will provide Xspeduis's directory assistance operators with the ability to search, using a standard directory assistance search format, the same listing information that is available to BellSouth operators including all available BellSouth subscriber listings, all available listings associated with lines resold by competitive local exchange carriers, and all available listings associated with lines provisioned by local exchange carriers that provide their listings to BellSouth. DADAS will also provide Xspeduis with the ability to search all listings BellSouth obtains from sources other than the provider of the local exchange lines associated with the listings. The search format will be provided to Xspeduis by BellSouth upon subscription to the service. Subscription to DADAS requires that Xspeduis utilize its own switch, operator workstations, directory assistance operators, transport facilities, and optional audio subsystems.

10.6.2 Rates, terms and conditions for provisioning DADAS are as set forth in the FCC tariff No. 1.

11 **Automatic Location Identification/Data Management System (ALI/DMS)**

11.1 The ALI/DMS Database contains end user information (including name, address, telephone information, and sometimes special information from the local service provider or end user) used to determine to which Public Safety Answering Point ("PSAP") to route the call. The ALI/DMS database is used to provide enhanced routing flexibility for E911.

11.2 Technical Requirements

11.2.1 BellSouth shall provide Xspeduis access to the ALI/DMS database. BellSouth shall provide error reports from the ALI/DMS database to Xspeduis after Xspeduis provides end user information for input into the ALI/DMS database.

11.2.2 When BellSouth is responsible for administering the ALI/DMS database in its entirety, ported number NXXs entries for the ported numbers should be maintained unless Xspeduis requests otherwise and shall be updated if Xspeduis requests, provided Xspeduis supplies BellSouth with the updates.

11.2.3 When Remote Call Forwarding (RCF) is used to provide number portability to the local end user and a remark or other appropriate field information is available in the database, the shadow or "forwarded-to" number and an indication that the number is ported shall be added to the customer record.

- 11.2.4 If BellSouth is responsible for configuring PSAP features (for cases when the PSAP or BellSouth supports an ISDN interface) it shall ensure that CLASS Automatic Recall (Call Return) is not used to call back to the ported number. Although BellSouth currently does not have ISDN interface, BellSouth agrees to comply with this requirement once ISDN interfaces are in place.
- 11.3 Interface Requirements
- 11.3.1 The interface between the E911 Switch or Tandem and the ALI/DMS database for Xspeduis end users shall meet industry standards.

12 Calling Name (CNAM) Database Service

- 12.1 CNAM is the ability to associate a name with the calling party number, allowing the end user (to which a call is being terminated) to view the calling party's name before the call is answered. This service also provides Xspeduis the opportunity to load and store its subscriber names in the BellSouth CNAM SCPs.
- 12.2 Xspeduis shall submit to BellSouth a notice of its intent to access and utilize BellSouth CNAM Database Services. Said notice shall be in writing, no less than 60 days prior to Xspeduis's access to BellSouth's CNAM Database Services and shall be addressed to Xspeduis's Account Manager.
- 12.3 BellSouth's provision of CNAM Database Services to Xspeduis requires interconnection from Xspeduis to BellSouth CNAM Service Control Points (SCPs). Such interconnections shall be established pursuant to Attachment 3 of this Agreement, incorporated herein by this reference.
- 12.4 In order to formulate a CNAM query to be sent to the BellSouth CNAM SCP, Xspeduis shall provide its own CNAM SSP. Xspeduis's CNAM SSPs must be compliant with TR-NWT-001188, "CLASS Calling Name Delivery Generic Requirements".
- 12.5 If Xspeduis elects to access the BellSouth CNAM SCP via a third party CCS7 transport provider, the third party CCS7 provider shall interconnect with the BellSouth CCS7 network according to BellSouth's Common Channel Signaling Interconnection Guidelines and Telcordia's CCS Network Interface Specification document, TR-TSV-000905. In addition, the third party provider shall establish CCS7 interconnection at the BellSouth Local Signal Transfer Points (LSTPs) serving the BellSouth CNAM SCPs that Xspeduis desires to query.
- 12.6 If Xspeduis queries the BellSouth CNAM SCP via a third party national SS7 transport provider, the third party SS7 provider shall interconnect with the BellSouth CCS7 network according to BellSouth's Common Channel Signaling Interconnection Guidelines and Telcordia's CCS Network Interface Specification document, TR-TSV-000905. In addition, the third party provider shall establish SS7 interconnection at one or more of the BellSouth Gateway Signal Transfer

Points (STPs). The payment of all costs associated with the transport of SS7 signals via a third party will be established by mutual agreement of the Parties and this Agreement shall be amended in accordance with modification of the General Terms and Conditions incorporated herein by this reference.

- 12.7 The mechanism to be used by Xspeduis for initial CNAM record load and/or updates shall be determined by mutual agreement. The initial load and all updates shall be provided by Xspeduis in the BellSouth specified format and shall contain records for every working telephone number that can originate phone calls. It is the responsibility of Xspeduis to provide accurate information to BellSouth on a current basis.
- 12.8 Updates to the SMS shall occur no less than once a week, reflect service order activity affecting either name or telephone number, and involve only record additions, deletions or changes.
- 12.9 Xspeduis CNAM records provided for storage in the BellSouth CNAM SCP shall be available, on a SCP query basis only, to all Parties querying the BellSouth CNAM SCP. Further, CNAM service shall be provided by each Party consistent with state and/or federal regulation.

13 Service Creation Environment and Service Management System (SCE/SMS) Advanced Intelligent Network (AIN) Access

- 13.1 BellSouth's Service Creation Environment and Service Management System (SCE/SMS) Advanced Intelligent Network (AIN) Access shall provide Xspeduis the capability to create service applications in a BellSouth SCE and deploy those applications in a BellSouth SMS to a BellSouth SCP.
- 13.2 BellSouth's SCE/SMS AIN Access shall provide access to SCE hardware, software, testing and technical support (e.g., help desk, system administrator) resources available to Xspeduis. Training, documentation, and technical support will address use of SCE and SMS access and administrative functions, but will not include support for the creation of a specific service application.
- 13.3 BellSouth SCP shall partition and protect Xspeduis service logic and data from unauthorized access.
- 13.4 When Xspeduis selects SCE/SMS AIN Access, BellSouth shall provide training, documentation, and technical support to enable Xspeduis to use BellSouth's SCE/SMS AIN Access to create and administer applications.
- 13.5 Xspeduis access will be provided via remote data connection (e.g., dial-in, ISDN).
- 13.6 BellSouth shall allow Xspeduis to download data forms and/or tables to BellSouth SCP via BellSouth SMS without intervention from BellSouth.

14 Basic 911 and E911

- 14.1 Basic 911 and E911 provides a caller access to the applicable emergency service bureau by dialing 911.
- 14.2 Basic 911 Service Provisioning. BellSouth will provide to Xspeduis a list consisting of each municipality that subscribes to Basic 911 service. The list will also provide, if known, the E911 conversion date for each municipality and, for network routing purposes, a ten-digit directory number representing the appropriate emergency answering position for each municipality subscribing to 911. Xspeduis will be required to arrange to accept 911 calls from its end users in municipalities that subscribe to Basic 911 service and translate the 911 call to the appropriate 10-digit directory number as stated on the list provided by BellSouth. Xspeduis will be required to route that call to BellSouth at the appropriate tandem or end office. When a municipality converts to E911 service, Xspeduis will be required to begin using E911 procedures.
- 14.3 E911 Service Provisioning. Xspeduis shall install a minimum of two dedicated trunks originating from the Xspeduis serving wire center and terminating to the appropriate E911 tandem. The dedicated trunks shall be, at a minimum, DS-0 level trunks configured either as a 2-wire analog interface or as part of a digital (1.544 Mb/s) interface. Either configuration shall use CAMA-type signaling with multifrequency (“MF”) pulsing that will deliver automatic number identification (“ANI”) with the voice portion of the call. If the user interface is digital, MF pulses, as well as other AC signals, shall be encoded per the u-255 Law convention. Xspeduis will be required to provide BellSouth daily updates to the E911 database. Xspeduis will be required to forward 911 calls to the appropriate E911 tandem, along with ANI, based upon the current E911 end office to tandem homing arrangement as provided by BellSouth. If the E911 tandem trunks are not available, Xspeduis will be required to route the call to a designated 7-digit local number residing in the appropriate Public Service Answering Point (“PSAP”). This call will be transported over BellSouth’s interoffice network and will not carry the ANI of the calling party. Xspeduis shall be responsible for providing BellSouth with complete and accurate data for submission to the 911/E911 database for the purpose of providing 911/E911 to its end users.
- 14.4 Rates. Charges for 911/E911 service are borne by the municipality purchasing the service. BellSouth will impose no charge on Xspeduis beyond applicable charges for BellSouth trunking arrangements.
- 14.5 Basic 911 and E911 functions provided to Xspeduis shall be at least at parity with the support and services that BellSouth provides to its end users for such similar functionality.

- 14.6 The detailed practices and procedures for 911/E911 services are contained in the E911 Local Exchange Carrier Guide For Facility-Based Providers as amended from time to time during the term of this Agreement.

15 Operational Support Systems (OSS)

- 15.1 BellSouth has developed and made available the following electronic interfaces by which Xspeduis may submit LSRs electronically.

LENS	Local Exchange Navigation System
EDI	Electronic Data Interchange
TAG	Telecommunications Access Gateway

- 15.2 LSRs submitted by means of one of these electronic interfaces will incur an OSS electronic ordering charge. An individual LSR will be identified for billing purposes by its Purchase Order Number (PON). LSRs submitted by means other than one of these interactive interfaces (mail, fax, courier, etc.) will incur a manual order charge. All OSS charges are specified in Rate Exhibit B of this Attachment 2.

- 15.3 Denial/Restoral OSS Charge

- 15.3.1 In the event Xspeduis provides a list of customers to be denied and restored, rather than an LSR, each location on the list will require a separate PON and, therefore will be billed as one LSR per location.

- 15.4 Cancellation OSS Charge

- 15.4.1 Xspeduis will incur an OSS charge for an accepted LSR that is later canceled.

- 15.4.2 Supplements or clarifications to a previously billed LSR will not incur another OSS charge.

- 15.4.3 Network Elements and Other Services Manual Additive

- 15.4.4 The Commissions in some states have ordered per-element manual additive non-recurring charges (NRC) for Network Elements and Other Services ordered by means other than one of the interactive interfaces. These ordered Network Elements and Other Services manual additive NRCs will apply in these states, rather than the charge per LSR. The per-element charges are listed on the Rate Tables in Exhibit B.

EXHIBIT A**LINE INFORMATION DATA BASE (LIDB)****FACILITIES BASED STORAGE AGREEMENT****I. Definitions**

- A. Billing number - a number that Xspeduis creates for the purpose of identifying an account liable for charges. This number may be a line or a special billing number.
- B. Line number - a ten-digit number that identifies a telephone line administered by Xspeduis.
- C. Special billing number - a ten-digit number that identifies a billing account established by Xspeduis.
- D. Calling Card number - a billing number plus PIN number.
- E. PIN number - a four-digit security code assigned by Xspeduis that is added to a billing number to compose a fourteen-digit calling card number.
- F. Toll billing exception indicator - associated with a billing number to indicate that it is considered invalid for billing of collect calls or third number calls or both, by Xspeduis.
- G. Billed Number Screening - refers to the activity of determining whether a toll billing exception indicator is present for a particular billing number.
- H. Calling Card Validation - refers to the activity of determining whether a particular calling card number exists as stated or otherwise provided by a caller.
- I. Billing number information - information about billing number, Calling Card number and toll billing exception indicator provided to BellSouth by Xspeduis.

II. General

- A. This Agreement sets forth the terms and conditions pursuant to which BellSouth agrees to store in its LIDB certain information at the request of Xspeduis and pursuant to which BellSouth, its LIDB customers and Xspeduis shall have access to such information. In addition, this Agreement sets forth the terms and conditions for Xspeduis's provision of billing number information to BellSouth for inclusion in BellSouth's LIDB. Xspeduis understands that BellSouth provides access to information in its LIDB to various telecommunications service providers pursuant to applicable tariffs and agrees that information stored at the request of Xspeduis, pursuant to this Agreement, shall be available to those telecommunications service providers. The terms and conditions contained herein shall hereby be made a part of this Interconnection Agreement upon notice to Xspeduis's account team and/or Local Contract Manager to activate this LIDB Storage Agreement. The General Terms and

Conditions of the Interconnection/Resale Agreement shall govern this LIDB Storage Agreement.

- B. BellSouth will provide responses to on-line, call-by-call queries to billing number information for the following purposes:

1. Billed Number Screening

BellSouth is authorized to use the billing number information to determine whether Xspeduis has identified the billing number as one that should not be billed for collect or third number calls.

2. Calling Card Validation

BellSouth is authorized to validate a 14-digit Calling Card number where the first 10 digits are a line number or special billing number assigned by BellSouth and where the last four digits (PIN) are a security code assigned by BellSouth.

3. Fraud Control

BellSouth will provide seven days per week, 24-hours per day, fraud monitoring on Calling Cards, bill-to-third and collect calls made to numbers in BellSouth's LIDB, provided that such information is included in the LIDB query. BellSouth will establish fraud alert thresholds and will notify Xspeduis of fraud alerts so that Xspeduis may take action it deems appropriate.

III. Responsibilities of the Parties

- A. BellSouth will administer all data stored in the LIDB, including the data provided by Xspeduis pursuant to this Agreement, in the same manner as BellSouth's data for BellSouth's end user customers. BellSouth shall not be responsible to Xspeduis for any lost revenue which may result from BellSouth's administration of the LIDB pursuant to its established practices and procedures as they exist and as they may be changed by BellSouth in its sole discretion from time to time.

B. Billing and Collection Customers

BellSouth currently has in effect numerous billing and collection agreements with various interexchange carriers and billing clearinghouses and as such these billing and collection customers ("B&C Customers") query BellSouth's LIDB to determine whether to accept various billing options from end users. Until such time as BellSouth implements in its LIDB and its supporting systems the means to differentiate Xspeduis's data from BellSouth's data, the following terms and conditions shall apply:

1. Xspeduis will accept responsibility for telecommunications services billed by BellSouth for its B&C Customers for Xspeduis's End User accounts which are resident in LIDB pursuant to this Agreement. Xspeduis authorizes BellSouth to

place such charges on Xspeduis's bill from BellSouth and shall pay all such charges including, but not limited to, collect and third number calls.

2. Charges for such services shall appear on a separate BellSouth bill page identified with the name of the B&C Customers for which BellSouth is billing the charge.
3. Xspeduis shall have the responsibility to render a billing statement to its End Users for these charges, but Xspeduis shall pay BellSouth for the charges billed regardless of whether Xspeduis collects from Xspeduis's End Users.
4. BellSouth shall have no obligation to become involved in any disputes between Xspeduis and B&C Customers. BellSouth will not issue adjustments for charges billed on behalf of any B&C Customer to Xspeduis. It shall be the responsibility of Xspeduis and the B&C Customers to negotiate and arrange for any appropriate adjustments.

C. SPNP Arrangements

1. BellSouth will include billing number information associated with exchange lines or SPNP arrangements in its LIDB. Xspeduis will request any toll billing exceptions via the Local Service Request (LSR) form used to order exchange lines, or the SPNP service request form used to order SPNP arrangements.
2. Under normal operating conditions, BellSouth shall include the billing number information in its LIDB upon completion of the service order establishing either the local exchange service or the SPNP arrangement, provided that BellSouth shall not be held responsible for any delay or failure in performance to the extent such delay or failure is caused by circumstances or conditions beyond BellSouth's reasonable control. BellSouth will store in its LIDB an unlimited volume of the working telephone numbers associated with either the local exchange lines or the SPNP arrangements. For local exchange lines or for SPNP arrangements, BellSouth will issue line-based calling cards only in the name of Xspeduis. BellSouth will not issue line-based calling cards in the name of Xspeduis's individual End Users. In the event that Xspeduis wants to include calling card numbers assigned by Xspeduis in the BellSouth LIDB, a separate agreement is required.

V. Fees for Service and Taxes

- A. Xspeduis will not be charged a fee for storage services provided by BellSouth to Xspeduis, as described in this LIDB Facilities Based Storage Agreement.
- B. Sales, use and all other taxes (excluding taxes on BellSouth's income) determined by BellSouth or any taxing authority to be due to any federal, state or local taxing jurisdiction with respect to the provision of the service set forth herein will be paid by Xspeduis in accordance with the tax provisions set forth in the General Terms and Conditions of this Agreement.

UNBUNDLED NETWORK ELEMENTS - Louisiana										Attachment: 2		Exhibit: B			
CATEGORY	RATE ELEMENTS	Interim	Zone	BCS	USOC	RATES(\$)				Svc Order Submitted Elec per LSR	Svc Order Submitted Manually per LSR	Incremental Charge - Manual Svc Order vs. Electronic-1st	Incremental Charge - Manual Svc Order vs. Electronic-Add'l	Incremental Charge - Manual Svc Order vs. Electronic-Disc 1st	Incremental Charge - Manual Svc Order vs. Electronic-Disc Add'l
						Rec	Nonrecurring		Nonrecurring Disconnect						
							First	Add'l	First	Add'l	SOME C	SOMAN	SOMAN	SOMAN	SOMAN
OPERATIONAL SUPPORT SYSTEMS															
NOTE: (1) Electronic Service Order: CLEC should contact its contract negotiator if it prefers the state specific electronic service ordering charges as ordered by the State Commissions. The electronic service ordering charge currently contained in this rate exhibit is the BellSouth regional electronic service ordering charge. CLEC may elect either the state specific Commission ordered rates for the electronic service ordering charges, or CLEC may elect the regional electronic service ordering charge.															
NOTE: (2) Any element that can be ordered electronically will be billed according to the SOME C rate listed in this category. Please refer to BellSouth's Business Rules for Local Ordering (BBR-LO) to determine if a product can be ordered electronically. For those elements that cannot be ordered electronically at present per the BBR-LO, the listed SOME C rate in this category reflects the charge that would be billed to a CLEC once electronic ordering capabilities come on-line for that element. Otherwise, the manual ordering charge, SOMAN, will be applied to a CLECs bill when it submits an LSR to BellSouth.															
	Electronic OSS Charge, per LSR, submitted via BST's OSS interactive interfaces (Regional)														
UNBUNDLED EXCHANGE ACCESS LOOP															
2-WIRE ANALOG VOICE GRADE LOOP															
	2-Wire Analog Voice Grade Loop - Service Level 1- Zone 1		1	UEANL	UEAL2	12.90	36.54	16.87				15.20			
	2-Wire Analog Voice Grade Loop - Service Level 1- Zone 2		2	UEANL	UEAL2	23.33	36.54	16.87				15.20			
	2-Wire Analog Voice Grade Loop - Service Level 1- Zone 3		3	UEANL	UEAL2	48.43	36.54	16.87				15.20			
	Loop Testing - Basic 1st Half Hour			UEANL	URET1		33.17	33.17				15.20			
	Loop Testing - Basic Additional Half Hour			UEANL	URETA		19.28	19.28				15.20			
	CLEC to CLEC Conversion Charge Without Outside Dispatch (UVL-SL1)			UEANL	UREWO		15.75	8.93				15.20			
	Engineering Information Document (EI)			UEANL			13.04	13.04							
	Manual Order Coordination for UVL-SL1s (per loop)			UEANL	UEAMC		7.92	7.92							
	Order Coordination for Specified Conversion Time for UVL-SL1 (per LSR)			UEANL	OCOSL		17.56	17.56							
2-WIRE Unbundled COPPER LOOP															
	2-Wire Unbundled Copper Loop - Non-Designed Zone 1	I	1	UEQ	UEQ2X	12.40	35.27	15.60				15.20			
	2 Wire Unbundled Copper Loop - Non-Designed - Zone 2	I	2	UEQ	UEQ2X	14.32	35.27	15.60				15.20			
	2 Wire Unbundled Copper Loop - Non-Designed - Zone 3	I	3	UEQ	UEQ2X	16.87	35.27	15.60				15.20			
	Order Coordination 2 Wire Unbundled Copper Loop - Non-Designed (per loop)			UEQ	USBMC		7.92	7.92							
	Engineering Information Document			UEQ			13.04	13.04							
	Loop Testing - Basic 1st Half Hour			UEQ	URET1		33.17	33.17				15.20			
	Loop Testing - Basic Additional Half Hour			UEQ	URETA		19.28	19.28				15.20			
	CLEC to CLEC Conversion Charge Without Outside Dispatch (UCL-ND)			UEQ	UREWO		14.25	7.42				15.20			
UNBUNDLED EXCHANGE ACCESS LOOP															
2-WIRE ANALOG VOICE GRADE LOOP															
	2 Wire Analog Voice Grade Loop-Service Level 1-Line Splitting-Zone 1		1	UEPSR UEPSB	UEALS	12.90	36.54	16.87	0.00	0.00		15.20			
	2 Wire Analog Voice Grade Loop-Service Level 1-Line Splitting-Zone 1		1	UEPSR UEPSB	UEABS	12.90	36.54	16.87	0.00	0.00		15.20			
	2 Wire Analog Voice Grade Loop- Service Level 1-Line Splitting-Zone 2		2	UEPSR UEPSB	UEALS	23.33	36.54	16.87	0.00	0.00		15.20			
	2 Wire Analog Voice Grade Loop- Service Level 1-Line Splitting-Zone 2		2	UEPSR UEPSB	UEABS	23.33	36.54	16.87	0.00	0.00		15.20			
	2 Wire Analog Voice Grade Loop-Service Level 1-Line Splitting-Zone 3		3	UEPSR UEPSB	UEALS	48.43	36.54	16.87	0.00	0.00		15.20			
	2 Wire Analog Voice Grade Loop-Service Level 1-Line Splitting-Zone 3		3	UEPSR UEPSB	UEABS	48.43	36.54	16.87	0.00	0.00		15.20			
UNBUNDLED EXCHANGE ACCESS LOOP															
2-WIRE ANALOG VOICE GRADE LOOP															
	2-Wire Analog Voice Grade Loop - Service Level 2 w/Loop or Ground Start Signaling - Zone 1		1	UEA	UEAL2	14.93	102.10	65.72							
	2-Wire Analog Voice Grade Loop - Service Level 2 w/Loop or Ground Start Signaling - Zone 2		2	UEA	UEAL2	25.35	102.10	65.72				15.20			
	2-Wire Analog Voice Grade Loop - Service Level 2 w/Loop or Ground Start Signaling - Zone 3		3	UEA	UEAL2	50.46	102.10	65.72				15.20			
	Order Coordination for Specified Conversion Time (per LSR)			UEA	OCOSL		17.56								
	2-Wire Analog Voice Grade Loop - Service Level 2 w/Reverse Battery Signaling - Zone 1		1	UEA	UEAR2	14.93	102.10	65.72				15.20			

UNBUNDLED NETWORK ELEMENTS - Louisiana										Attachment: 2		Exhibit: B											
CATEGORY	RATE ELEMENTS	Interim	Zone	BCS	USOC	RATES(\$)	Svc Order Submitted Elec per LSR	Svc Order Submitted Manually per LSR	Incremental Charge - Manual Svc Order vs. Electronic-1st	Incremental Charge - Manual Svc Order vs. Electronic-Add'l	Incremental Charge - Manual Svc Order vs. Electronic-Disc 1st	Incremental Charge - Manual Svc Order vs. Electronic-Disc Add'l	OSS Rates(\$)										
													Rec	Nonrecurring		Nonrecurring Disconnect		SOMEc	SOMAN	SOMAN	SOMAN	SOMAN	SOMAN
													First	Add'l	First	Add'l							
	2-Wire Analog Voice Grade Loop - Service Level 2 w/Reverse Battery Signaling - Zone 2		2	UEA	UEAR2	25.35							102.10	65.72					15.20				
	2-Wire Analog Voice Grade Loop - Service Level 2 w/Reverse Battery Signaling - Zone 3		3	UEA	UEAR2	50.46							102.10	65.72					15.20				
	Order Coordination for Specified Conversion Time (per LSR)			UEA	OCOSL								17.56										
	CLEC to CLEC Conversion Charge without outside dispatch			UEA	UREWO								87.59	36.30					15.20				
	4-WIRE ANALOG VOICE GRADE LOOP																						
	4-Wire Analog Voice Grade Loop - Zone 1		1	UEA	UEAL4	30.81							127.40	91.02					15.20				
	4-Wire Analog Voice Grade Loop - Zone 2		2	UEA	UEAL4	38.32							127.40	91.02					15.20				
	4-Wire Analog Voice Grade Loop - Zone 3		3	UEA	UEAL4	60.39							127.40	91.02					15.20				
	Order Coordination for Specified Conversion Time (per LSR)			UEA	OCOSL								17.56										
	CLEC to CLEC Conversion Charge without outside dispatch			UEA	UREWO								87.59	36.30					15.20				
	2-WIRE ISDN DIGITAL GRADE LOOP																						
	2-Wire ISDN Digital Grade Loop - Zone 1		1	UDN	U1L2X	22.09							113.34	76.96					15.20				
	2-Wire ISDN Digital Grade Loop - Zone 2		2	UDN	U1L2X	35.28							113.34	76.96					15.20				
	2-Wire ISDN Digital Grade Loop - Zone 3		3	UDN	U1L2X	65.18							113.34	76.96					15.20				
	Order Coordination For Specified Conversion Time (per LSR)			UDN	OCOSL								17.56										
	CLEC to CLEC Conversion Charge without outside dispatch			UDN	UREWO								91.49	44.09					15.20				
	2-WIRE Universal Digital Channel (UDC) COMPATIBLE LOOP																						
	2-Wire Universal Digital Channel (UDC) Compatible Loop - Zone 1		1	UDC	UDC2X	22.09							113.34	76.96					15.20				
	2-Wire Universal Digital Channel (UDC) Compatible Loop - Zone 2		2	UDC	UDC2X	35.28							113.34	76.96					15.20				
	2-Wire Universal Digital Channel (UDC) Compatible Loop - Zone 3		3	UDC	UDC2X	65.18							113.34	76.96					15.20				
	CLEC to CLEC Conversion Charge without outside dispatch			UDC	UREWO								91.49	44.09					15.20				
	2-WIRE ASYMMETRICAL DIGITAL SUBSCRIBER LINE (ADSL) COMPATIBLE LOOP																						
	2 Wire Unbundled ADSL Loop including manual service inquiry & facility reservation - Zone 1		1	UAL	UAL2X	12.29							117.08	68.36					15.20				
	2 Wire Unbundled ADSL Loop including manual service inquiry & facility reservation - Zone 2		2	UAL	UAL2X	14.09							117.08	68.36					15.20				
	2 Wire Unbundled ADSL Loop including manual service inquiry & facility reservation - Zone 3		3	UAL	UAL2X	15.75							117.08	68.36					15.20				
	Order Coordination for Specified Conversion Time (per LSR)			UAL	OCOSL								17.56										
	2 Wire Unbundled ADSL Loop without manual service inquiry & facility reservaton - Zone 1		1	UAL	UAL2W	12.29							92.83	56.02					15.20				
	2 Wire Unbundled ADSL Loop without manual service inquiry & facility reservaton - Zone 2		2	UAL	UAL2W	14.09							92.83	56.02					15.20				
	2 Wire Unbundled ADSL Loop without manual service inquiry & facility reservaton - Zone 3		3	UAL	UAL2W	15.75							92.83	56.02					15.20				
	Order Coordination for Specified Conversion Time (per LSR)			UAL	OCOSL								17.56										
	CLEC to CLEC Conversion Charge without outside dispatch			UAL	UREWO								86.07	40.34					15.20				
	2-WIRE HIGH BIT RATE DIGITAL SUBSCRIBER LINE (HDSL) COMPATIBLE LOOP																						
	2 Wire Unbundled HDSL Loop including manual service inquiry & facility reservation - Zone 1		1	UHL	UHL2X	9.79							125.50	76.77					15.20				
	2 Wire Unbundled HDSL Loop including manual service inquiry & facility reservation - Zone 2		2	UHL	UHL2X	11.52							125.50	76.77					15.20				
	2 Wire Unbundled HDSL Loop including manual service inquiry & facility reservation - Zone 3		3	UHL	UHL2X	12.74							125.50	76.77					15.20				
	Order Coordination for Specified Conversion Time (per LSR)			UHL	OCOSL								17.56										
	2 Wire Unbundled HDSL Loop without manual service inquiry and facility reservation - Zone 1		1	UHL	UHL2W	9.79							101.24	64.43					15.20				
	2 Wire Unbundled HDSL Loop without manual service inquiry and facility reservation - Zone 2		2	UHL	UHL2W	11.52							101.24	64.43					15.20				
	2 Wire Unbundled HDSL Loop without manual service inquiry and facility reservation - Zone 3		3	UHL	UHL2W	12.74							101.24	64.43					15.20				
	Order Coordination for Specified Conversion Time (per LSR)			UHL	OCOSL								17.56										
	CLEC to CLEC Conversion Charge without outside dispatch			UHL	UREWO								86.00	40.34					15.20				
	4-WIRE HIGH BIT RATE DIGITAL SUBSCRIBER LINE (HDSL) COMPATIBLE LOOP																						

UNBUNDLED NETWORK ELEMENTS - Louisiana										Attachment: 2		Exhibit: B			
CATEGORY	RATE ELEMENTS	Interim	Zone	BCS	USOC	RATES(\$)				Svc Order Submitted Elec per LSR	Svc Order Submitted Manually per LSR	Incremental Charge - Manual Svc Order vs. Electronic-1st	Incremental Charge - Manual Svc Order vs. Electronic-Add'l	Incremental Charge - Manual Svc Order vs. Electronic-Disc 1st	Incremental Charge - Manual Svc Order vs. Electronic-Disc Add'l
						Rec	Nonrecurring		Nonrecurring Disconnect						
							First	Add'l	First	Add'l	SOMEc	SOMAN	SOMAN	SOMAN	SOMAN
	4 Wire Unbundled HDSL Loop including manual service inquiry and facility reservation - Zone 1		1	UHL	UHL4X	16.24	153.26	104.54				15.20			
	4-Wire Unbundled HDSL Loop including manual service inquiry and facility reservation - Zone 2		2	UHL	UHL4X	16.65	153.26	104.54				15.20			
	4-Wire Unbundled HDSL Loop including manual service inquiry and facility reservation - Zone 3		3	UHL	UHL4X	17.34	153.26	104.54				15.20			
	Order Coordination for Specified Conversion Time (per LSR)			UHL	OCOSL		17.56								
	4-Wire Unbundled HDSL Loop without manual service inquiry and facility reservation - Zone 1		1	UHL	UHL4W	16.24	129.00	92.20				15.20			
	4-Wire Unbundled HDSL Loop without manual service inquiry and facility reservation - Zone 2		2	UHL	UHL4W	16.65	129.00	92.20				15.20			
	4-Wire Unbundled HDSL Loop without manual service inquiry and facility reservation - Zone 3		3	UHL	UHL4W	17.34	129.00	92.20				15.20			
	Order Coordination for Specified Conversion Time (per LSR)			UHL	OCOSL		17.56								
	CLEC to CLEC Conversion Charge without outside dispatch			UHL	UREWO		86.00	40.34				15.20			
	4-WIRE DS1 DIGITAL LOOP														
	4-Wire DS1 Digital Loop - Zone 1		1	USL	USLXX	85.70	245.16	152.98				15.20			
	4-Wire DS1 Digital Loop - Zone 2		2	USL	USLXX	194.96	245.16	152.98				15.20			
	4-Wire DS1 Digital Loop - Zone 3		3	USL	USLXX	491.94	245.16	152.98				15.20			
	Order Coordination for Specified Conversion Time (per LSR)			USL	OCOSL		17.56								
	CLEC to CLEC Conversion Charge without outside dispatch			USL	UREWO		100.93	42.98				15.20			
	4-WIRE 19.2, 56 OR 64 KBPS DIGITAL GRADE LOOP														
	4 Wire Unbundled Digital 19.2 Kbps		1	UDL	UDL19	30.99	121.86	85.48				15.20			
	4 Wire Unbundled Digital 19.2 Kbps		2	UDL	UDL19	36.78	121.86	85.48				15.20			
	4 Wire Unbundled Digital 19.2 Kbps		3	UDL	UDL19	38.92	121.86	85.48				15.20			
	4 Wire Unbundled Digital Loop 56 Kbps - Zone 1		1	UDL	UDL56	30.99	121.86	85.48				15.20			
	4 Wire Unbundled Digital Loop 56 Kbps - Zone 2		2	UDL	UDL56	36.78	121.86	85.48				15.20			
	4 Wire Unbundled Digital Loop 56 Kbps - Zone 3		3	UDL	UDL56	38.92	121.86	85.48				15.20			
	Order Coordination for Specified Conversion Time (per LSR)			UDL	OCOSL		17.56								
	4 Wire Unbundled Digital Loop 64 Kbps - Zone 1		1	UDL	UDL64	30.99	121.86	85.48				15.20			
	4 Wire Unbundled Digital Loop 64 Kbps - Zone 2		2	UDL	UDL64	36.78	121.86	85.48				15.20			
	4 Wire Unbundled Digital Loop 64 Kbps - Zone 3		3	UDL	UDL64	38.92	121.86	85.48				15.20			
	Order Coordination for Specified Conversion Time (per LSR)			UDL	OCOSL		17.56								
	CLEC to CLEC Conversion Charge without outside dispatch			UDL	UREWO		101.97	49.67				15.20			
	2-WIRE Unbundled COPPER LOOP														
	2-Wire Unbundled Copper Loop/Short including manual service inquiry & facility reservation - Zone 1		1	UCL	UCLPB	12.29	116.18	67.46				15.20			
	2-Wire Unbundled Copper Loop/Short including manual service inquiry & facility reservation - Zone 2		2	UCL	UCLPB	14.09	116.18	67.46				15.20			
	2 Wire Unbundled Copper Loop/Short including manual service inquiry & facility reservation - Zone 3		3	UCL	UCLPB	15.75	116.18	67.46				15.20			
	Order Coordination for Unbundled Copper Loops (per loop)			UCL	UCLMC		7.92	7.92							
	2-Wire Unbundled Copper Loop/Short without manual service inquiry and facility reservation - Zone 1		1	UCL	UCLPW	12.29	91.92	55.12				15.20			
	2-Wire Unbundled Copper Loop/Short without manual service inquiry and facility reservation - Zone 2		2	UCL	UCLPW	14.09	91.92	55.12				15.20			
	2-Wire Unbundled Copper Loop/Short without manual service inquiry and facility reservation - Zone 3		3	UCL	UCLPW	15.75	91.92	55.12				15.20			
	Order Coordination for Unbundled Copper Loops (per loop)			UCL	UCLMC		7.92	7.92							
	2-Wire Unbundled Copper Loop/Long - includes manual svc. inquiry and facility reservation - Zone 1		1	UCL	UCL2L	17.21	116.18	67.46				15.20			
	2-Wire Unbundled Copper Loop/Long - includes manual svc. inquiry and facility reservation - Zone 2		2	UCL	UCL2L	24.98	116.18	67.46				15.20			
	2-Wire Unbundled Copper Loop/Long - includes manual svc. inquiry and facility reservation - Zone 3		3	UCL	UCL2L	39.57	116.18	67.46				15.20			
	Order Coordination for Unbundled Copper Loops (per loop)			UCL	UCLMC		7.92	7.92							
	2-Wire Unbundled Copper Loop/Long - without manual service inquiry and facility reservation - Zone 1		1	UCL	UCL2W	17.21	91.92	55.12				15.20			

UNBUNDLED NETWORK ELEMENTS - Louisiana										Attachment: 2		Exhibit: B				
CATEGORY	RATE ELEMENTS	Interim	Zone	BCS	USOC	RATES(\$)		Svc Order Submitted Elec per LSR	Svc Order Submitted Manually per LSR	Incremental Charge - Manual Svc Order vs. Electronic-1st	Incremental Charge - Manual Svc Order vs. Electronic-Add'l	Incremental Charge - Manual Svc Order vs. Electronic-Disc 1st	Incremental Charge - Manual Svc Order vs. Electronic-Disc Add'l			
						Rec	Nonrecurring							Nonrecurring Disconnect		OSS Rates(\$)
							First	Add'l	First	Add'l	SOMEc	SOMAN	SOMAN	SOMAN	SOMAN	SOMAN
	2-Wire Unbundled Copper Loop/Long - without manual service inquiry and facility reservation - Zone 2		2	UCL	UCL2W	24.98	91.92	55.12				15.20				
	2-Wire Unbundled Copper Loop/Long - without manual service inquiry and facility reservation - Zone 3		3	UCL	UCL2W	39.57	91.92	55.12				15.20				
	Order Coordination for Unbundled Copper Loops (per loop)			UCL	UCLMC		7.92	7.92								
	CLEC to CLEC Conversion Charge without outside dispatch (UCL-Des)			UCL	UREWO		91.92	42.47				15.20				
4-WIRE COPPER LOOP																
	4-Wire Copper Loop/Short - including manual service inquiry and facility reservation - Zone 1		1	UCL	UCL4S	22.27	139.69	90.96				15.20				
	4-Wire Copper Loop/Short - including manual service inquiry and facility reservation - Zone 2		2	UCL	UCL4S	18.95	139.69	90.96				15.20				
	4-Wire Copper Loop/Short - including manual service inquiry and facility reservation - Zone 3		3	UCL	UCL4S	10.99	139.69	90.96				15.20				
	Order Coordination for Unbundled Copper Loops (per loop)			UCL	UCLMC		7.92	7.92								
	4-Wire Copper Loop/Short - without manual service inquiry and facility reservation - Zone 1		1	UCL	UCL4W	22.27	115.43	78.63				15.20				
	4-Wire Copper Loop/Short - without manual service inquiry and facility reservation - Zone 2		2	UCL	UCL4W	18.95	115.43	78.63				15.20				
	4-Wire Copper Loop/Short - without manual service inquiry and facility reservation - Zone 3		3	UCL	UCL4W	10.99	115.43	78.63				15.20				
	Order Coordination for Unbundled Copper Loops (per loop)			UCL	UCLMC		7.92	7.92								
	4-Wire Unbundled Copper Loop/Long - includes manual svc. inquiry and facility reservation - Zone 1		1	UCL	UCL4L	26.17	139.69	90.96				15.20				
	4-Wire Unbundled Copper Loop/Long - includes manual svc. inquiry and facility reservation - Zone 2		2	UCL	UCL4L	28.47	139.69	90.96				15.20				
	4-Wire Unbundled Copper Loop/Long - includes manual svc. inquiry and facility reservation - Zone 3		3	UCL	UCL4L	62.93	139.69	90.96				15.20				
	Order Coordination for Unbundled Copper Loops (per loop)			UCL	UCLMC		7.92	7.92								
	4-Wire Unbundled Copper Loop/Long - without manual svc. inquiry and facility reservation - Zone 1		1	UCL	UCL4O	26.17	115.43	78.63				15.20				
	4-Wire Unbundled Copper Loop/Long - without manual svc. inquiry and facility reservation - Zone 2		2	UCL	UCL4O	28.47	115.43	78.63				15.20				
	4-Wire Unbundled Copper Loop/Long - without manual svc. inquiry and facility reservation - Zone 3		3	UCL	UCL4O	62.93	115.43	78.63				15.20				
	Order Coordination for Unbundled Copper Loops (per loop)			UCL	UCLMC		7.92	7.92								
	CLEC to CLEC Conversion Charge without outside dispatch (UCL-Des)			UCL	UREWO		91.92	42.47				15.20				
LOOP MODIFICATION																
	Unbundled Loop Modification, Removal of Load Coils - 2 Wire pair less than or equal to 18k ft			UAL, UHL, UCL, UEQ, ULS, UEA, UEANL, UDL, UDC, UDN, UDL, USL	ULM2L		0.00	0.00				15.20				
	Unbundled Loop Modification, Removal of Load Coils - 2 wire greater than 18k ft			UCL, ULS	ULM2G		0.00	0.00				15.20				
	Unbundled Loop Modification Removal of Load Coils - 4 Wire less than or equal to 18K ft			UHL, UCL	ULM4L		0.00	0.00				15.20				
	Unbundled Loop Modification Removal of Load Coils - 4 Wire pair greater than 18k ft			UCL	ULM4G		0.00	0.00				15.20				
	Unbundled Loop Modification Removal of Bridged Tap Removal, per unbundled loop			UAL, UHL, UCL, UEQ, UEF, ULS, UEA, UEANL, UDL, UDC, UDN, UDL, USL	ULMBT		12.15	12.15				15.20				
SUB-LOOPS																
Sub-Loop Distribution																
	Sub-Loop - Per Cross Box Location - CLEC Feeder Facility Set-Up	I		UEANL	USBSA		144.09	144.09				15.20				

UNBUNDLED NETWORK ELEMENTS - Louisiana											Attachment: 2		Exhibit: B		
CATEGORY	RATE ELEMENTS	Interim	Zone	BCS	USOC	RATES(\$)		Svc Order Submitted Elec per LSR	Svc Order Submitted Manually per LSR	Incremental Charge - Manual Svc Order vs. Electronic-1st	Incremental Charge - Manual Svc Order vs. Electronic-Add'l	Incremental Charge - Manual Svc Order vs. Electronic-Disc 1st	Incremental Charge - Manual Svc Order vs. Electronic-Disc Add'l		
						Rec	Nonrecurring							Nonrecurring Disconnect	OSS Rates(\$)
						First	Add'l	First	Add'l	SOMEc	SOMAN	SOMAN	SOMAN	SOMAN	SOMAN
	Sub-Loop - Per Cross Box Location - Per 25 Pair Panel Set-Up	I		UEANL	USBSB	10.99	10.99				15.20				
	Sub-Loop - Per Building Equipment Room - CLEC Feeder Facility Set-Up	I		UEANL	USBSC	86.16	86.16				15.20				
	Sub-Loop - Per Building Equipment Room - Per 25 Pair Panel Set-Up	I		UEANL	USBSD	27.13	27.13				15.20				
	Sub-Loop Distribution Per 2-Wire Analog Voice Grade Loop - Zone 1	I	1	UEANL	USBN2	7.57	63.89	30.06			15.20				
	Sub-Loop Distribution Per 2-Wire Analog Voice Grade Loop - Zone 2	I	2	UEANL	USBN2	12.75	63.89	30.06			15.20				
	Sub-Loop Distribution Per 2-Wire Analog Voice Grade Loop - Zone 3	I	3	UEANL	USBN2	21.45	63.89	30.06			15.20				
	Order Coordination for Unbundled Sub-Loops, per sub-loop pair			UEANL	USBMC	7.92	7.92								
	Sub-Loop Distribution Per 4-Wire Analog Voice Grade Loop - Zone 1		1	UEANL	USBN4	11.76	76.75	42.92			15.20				
	Sub-Loop Distribution Per 4-Wire Analog Voice Grade Loop - Zone 2		2	UEANL	USBN4	16.84	76.75	42.92			15.20				
	Sub-Loop Distribution Per 4-Wire Analog Voice Grade Loop - Zone 3		3	UEANL	USBN4	19.27	76.75	42.92			15.20				
	Order Coordination for Unbundled Sub-Loops, per sub-loop pair			UEANL	USBMC	7.92	7.92								
	Sub-Loop 2-Wire Intrabuilding Network Cable (INC)	I		UEANL	USBR2	2.91	51.48	17.65			15.20				
	Order Coordination for Unbundled Sub-Loops, per sub-loop pair			UEANL	USBMC	7.92	7.92								
	Sub-Loop 4-Wire Intrabuilding Network Cable (INC)	I		UEANL	USBR4	6.58	57.54	23.71			15.20				
	Order Coordination for Unbundled Sub-Loops, per sub-loop pair			UEANL	USBMC	7.92	7.92								
	2 Wire Copper Unbundled Sub-Loop Distribution - Zone 1	I	1	UEF	UCS2X	6.26	63.89	30.06			15.20				
	2 Wire Copper Unbundled Sub-Loop Distribution - Zone 2	I	2	UEF	UCS2X	10.07	63.89	30.06			15.20				
	2 Wire Copper Unbundled Sub-Loop Distribution - Zone 3	I	3	UEF	UCS2X	12.70	63.89	30.06			15.20				
	Order Coordination for Unbundled Sub-Loops, per sub-loop pair			UEF	USBMC	7.92	7.92								
	4 Wire Copper Unbundled Sub-Loop Distribution - Zone 1	I	1	UEF	UCS4X	8.03	76.75	42.92			15.20				
	4 Wire Copper Unbundled Sub-Loop Distribution - Zone 2	I	2	UEF	UCS4X	10.71	76.75	42.92			15.20				
	4 Wire Copper Unbundled Sub-Loop Distribution - Zone 3	I	3	UEF	UCS4X	6.08	76.75	42.92			15.20				
	Order Coordination for Unbundled Sub-Loops, per sub-loop pair			UEF	USBMC	7.92	7.92								
	Unbundled Sub-Loop Modification														
	Unbundled Sub-Loop Modification - 2-W Copper Dist Load Coil/Equip Removal per 2-W PR			UEF	ULM2X	0.00	0.00				15.20				
	Unbundled Sub-loop Modification - 4-W Copper Dist Load Coil/Equip Removal per 4-W PR			UEF	ULM4X	0.00	0.00				15.20				
	Unbundled Sub-loop Modification - 2-w/4-w Copper Dist Bridged Tap Removal, per PR unloaded			UEF	ULM4T	224.55	4.29				15.20				
	Unbundled Network Terminating Wire (UNTW)														
	Unbundled Network Terminating Wire (UNTW) per Pair			UENTW	UENPP	0.3454	14.72	14.72			15.20				
	Network Interface Device (NID)														
	Network Interface Device (NID) - 1-2 lines			UENTW	UND12	42.26	27.83				15.20				
	Network Interface Device (NID) - 1-6 lines			UENTW	UND16	62.86	48.43				15.20				
	Network Interface Device Cross Connect - 2 W			UENTW	UNDC2	5.73	5.73				15.20				
	Network Interface Device Cross Connect - 4W			UENTW	UNDC4	5.73	5.73				15.20				
SUB-LOOPS															
	Sub-Loop Feeder														
	USL-Feeder, DS0 Set-up per Cross Box location - CLEC Distribution Facility set-up			UEA, UDN,UCL,UDL,UDC	USBFW	144.09					15.20				
	USL Feeder - DS0 Set-up per Cross Box location - per 25 pair set-up			UEA, UDN,UCL,UDL,UDC	USBFX	10.99	10.99				15.20				
	USL Feeder DS1 Set-up at DSX location, per DS1 termination			USL	USBFZ	568.98	11.30				15.20				

UNBUNDLED NETWORK ELEMENTS - Louisiana										Attachment: 2		Exhibit: B											
CATEGORY	RATE ELEMENTS	Interim	Zone	BCS	USOC	RATES(\$)	Svc Order Submitted Elec per LSR	Svc Order Submitted Manually per LSR	Incremental Charge - Manual Svc Order vs. Electronic-1st	Incremental Charge - Manual Svc Order vs. Electronic-Add'l	Incremental Charge - Manual Svc Order vs. Electronic-Disc 1st	Incremental Charge - Manual Svc Order vs. Electronic-Disc Add'l	OSS Rates(\$)										
													Rec	Nonrecurring		Nonrecurring Disconnect		SOMEc	SOMAN	SOMAN	SOMAN	SOMAN	SOMAN
													First	Add'l	First	Add'l							
	Unbundled Sub-Loop Feeder Loop, 2 Wire Ground Start, Voice Grade - Zone 1		1	UEA	USBFA	8.71							89.81	54.35									15.20
	Unbundled Sub-Loop Feeder Loop, 2 Wire Ground-Start, Voice Grade - Zone 2		2	UEA	USBFA	13.64							89.81	54.35									15.20
	Unbundled Sub-Loop Feeder Loop, Per 2 Wire Ground-Start, Voice Grade - Zone 3		3	UEA	USBFA	30.21							89.81	54.35									15.20
	Order Coordination for Specified Conversion Time, per LSR			UEA	OCOSL								17.56										
	Unbundled Sub-Loop Feeder Loop, 2 Wire Loop-Start, Voice Grade - Zone 1		1	UEA	USBFB	8.71							89.81	54.35									15.20
	Unbundled Sub-Loop Feeder Loop, 2 Wire Loop-Start, Voice Grade - Zone 2		2	UEA	USBFB	13.64							89.81	54.35									15.20
	Unbundled Sub-Loop Feeder Loop, 2 Wire Start Loop, Voice Grade - Zone 3		3	UEA	USBFB	30.21							89.81	54.35									15.20
	Order Coordination for Specified Time Conversion, per LSR			UEA	OCOSL								17.56										
	Unbundled Sub-Loop Feeder Loop, 2 Wire Reverse Battery, Voice Grade - Zone 1		1	UEA	USBFC	8.71							89.81	54.35									15.20
	Unbundled Sub-Loop Feeder Loop, 2 Wire Reverse Battery, Voice Grade - Zone 2		2	UEA	USBFC	13.64							89.81	54.35									15.20
	Unbundled Sub-Loop Feeder Loop, 2 Wire Analog Reverse Battery, Voice Grade - Zone 3		3	UEA	USBFC	30.21							89.81	54.35									15.20
	Order Coordination For Specified Conversion Time, per LSR			UEA	OCOSL								17.56										
	Unbundled Sub-Loop Feeder Loop, 4 Wire Ground-Start, Voice Grade - Zone 1		1	UEA	USBFD	21.44							103.69	67.31									15.20
	Unbundled Sub-Loop Feeder Loop, 4 Wire Ground-Start, Voice Grade - Zone 2		2	UEA	USBFD	24.66							103.69	67.31									15.20
	Unbundled Sub-Loop Feeder Loop, 4 Wire Ground Start, Voice Grade - Zone 3		3	UEA	USBFD	42.84							103.69	67.31									15.20
	Order Coordination For Specified Conversion Time, Per LSR			UEA	OCOSL								17.56										
	Unbundled Sub-Loop Feeder Loop, 4 Wire Loop-Start, Voice Grade - Zone 1		1	UEA	USBFE	21.44							103.69	67.31									15.20
	Unbundled Sub-Loop Feeder Loop, 4 Wire Loop-Start, Voice Grade - Zone 2		2	UEA	USBFE	24.66							103.69	67.31									15.20
	Unbundled Sub-Loop Feeder Loop, 4 Wire Loop-Start, Voice Grade - Zone 3		3	UEA	USBFE	42.84							103.69	67.31									15.20
	Order Coordination For Specified Conversion Time, Per LSR			UEA	OCOSL								17.56										
	Unbundled Sub-Loop Feeder Loop, 2 Wire ISDN BRI - Zone 1		1	UDN	USBFF	15.44							102.58	66.20									15.20
	Unbundled Sub-Loop Feeder Loop, 2-Wire ISDN BRI - Zone 2		2	UDN	USBFF	23.32							102.58	66.20									15.20
	Unbundled Sub-Loop Feeder Loop, 2-Wire ISDN BRI - Zone 3		3	UDN	USBFF	44.57							102.58	66.20									15.20
	Order Coordination For Specified Conversion Time, Per LSR			UDN	OCOSL								17.56										
	Unbundled Sub-Loop Feeder, 2 Wire UDC (IDSL compatible)		1	UDC	USBFS	15.44							102.58	66.20									15.20
	Unbundled Sub-Loop Feeder, 2 Wire UDC (IDSL compatible)		2	UDC	USBFS	23.32							102.58	66.20									15.20
	Unbundled Sub-Loop Feeder, 2 Wire UDC (IDSL compatible)		3	UDC	USBFS	44.57							102.58	66.20									15.20
	Unbundled Sub-Loop Feeder Loop, 4-Wire DS1 - Zone 1		1	USL	USBFG	55.38							98.15	61.77									15.20
	Unbundled Sub-Loop Feeder Loop, 4-Wire DS1 - Zone 2		2	USL	USBFG	167.83							98.15	61.77									15.20
	Unbundled Sub-Loop Feeder Loop, 4-Wire DS1 - Zone 3		3	USL	USBFG	469.87							98.15	61.77									15.20
	Order Coordination For Specified Conversion Time, Per LSR			USL	OCOSL								17.56										
	Unbundled Sub-Loop Feeder, 2-Wire Copper Loop - Zone 1		1	UCL	USBFH	6.96							81.36	44.98									15.20
	Unbundled Sub-Loop Feeder Loop, 2-Wire Copper Loop - Zone 2		2	UCL	USBFH	4.97							81.36	44.98									15.20
	Unbundled Sub-Loop Feeder Loop, 2-Wire Copper Loop - Zone 3		3	UCL	USBFH	3.99							81.36	44.98									15.20
	Order Coordination For Specified Conversion Time, per LSR			UCL	OCOSL								17.56										
	Sub-Loop Feeder - Per 4-Wire Copper Loop - Zone 1		1	UCL	USBFJ	15.68							98.07	61.69									15.20
	Sub-Loop Feeder - Per 4-Wire Copper Loop - Zone 2		2	UCL	USBFJ	9.68							98.07	61.69									15.20
	Sub-Loop Feeder - Per 4-Wire Copper Loop - Zone 3		3	UCL	USBFJ	6.39							98.07	61.69									15.20
	Order Coordination For Specified Conversion Time, per LSR			UCL	OCOSL								17.56										
	Sub-Loop Feeder - Per 4-Wire 19.2 Kbps Digital Grade Loop		1	UDL	USBFN	22.61							98.15	61.77									15.20
	Sub-Loop Feeder - Per 4-Wire 19.2 Kbps Digital Grade Loop		2	UDL	USBFN	22.87							98.15	61.77									15.20
	Sub-Loop Feeder - Per 4-Wire 19.2 Kbps Digital Grade Loop		3	UDL	USBFN	24.25							98.15	61.77									15.20

UNBUNDLED NETWORK ELEMENTS - Louisiana										Attachment: 2		Exhibit: B			
CATEGORY	RATE ELEMENTS	Interim	Zone	BCS	USOC	RATES(\$)				Svc Order Submitted Elec per LSR	Svc Order Submitted Manually per LSR	Incremental Charge - Manual Svc Order vs. Electronic-1st	Incremental Charge - Manual Svc Order vs. Electronic-Add'l	Incremental Charge - Manual Svc Order vs. Electronic-Disc 1st	Incremental Charge - Manual Svc Order vs. Electronic-Disc Add'l
						Rec	Nonrecurring		Nonrecurring Disconnect						
							First	Add'l	First	Add'l	SOMEc	SOMAN	SOMAN	SOMAN	SOMAN
	Sub-Loop Feeder - Per 4-Wire 56 Kbps Digital Grade Loop - Zone 1		1	UDL	USBFO	22.61	98.15	61.77				15.20			
	Sub-Loop Feeder - Per 4-Wire 56 Kbps Digital Grade Loop - Zone 2		2	UDL	USBFO	22.87	98.15	61.77				15.20			
	Sub-Loop Feeder - Per 4-Wire 56 Kbps Digital Grade Loop - Zone 3		3	UDL	USBFO	24.25	98.15	61.77				15.20			
	Order Coordination For Specified Time Conversion, per LSR			UDL	OCOSL		17.56								
	Sub-Loop Feeder - Per 4-Wire 64 Kbps Digital Grade Loop - Zone 1		1	UDL	USBFP	22.61	98.15	61.77				15.20			
	Sub-Loop Feeder - Per 4-Wire 64 Kbps Digital Grade Loop - Zone 2		2	UDL	USBFP	22.87	98.15	61.77				15.20			
	Sub-Loop Feeder - Per 4-Wire 64 Kbps Digital Grade Loop - Zone 3		3	UDL	USBFP	24.25	98.15	61.77				15.20			
	Order Coordination For Specified Conversion Time, per LSR			UDL	OCOSL		17.56								
SUB-LOOPS															
Sub-Loop Feeder															
	Sub Loop Feeder - DS3 - Per Mile Per Month		I	UE3	1L5SL	17.00									
	Sub Loop Feeder - DS3 - Facility Termination Per Month		I	UE3	USBF1	368.44	3,381.00	406.56				15.20			
	Sub Loop Feeder - STS-1 - Per Mile Per Month		I	UDLSX	1L5SL	17.00									
	Sub Loop Feeder - STS-1 - Facility Termination Per Month		I	UDLSX	USBF7	395.92	3,381.00	406.56				15.20			
	Sub Loop Feeder - OC-3 - Per Mile Per Month		I	UDLO3	1L5SL	12.90									
	Sub Loop Feeder - OC-3 - Facility Termination Protection Per Month		I	UDLO3	USBF5	60.45									
	Sub Loop Feeder - OC-3 - Facility Termination Per Month		I	UDLO3	USBF2	594.77	3,381.00	406.56				15.20			
	Sub Loop Feeder - OC-12 - Per Mile Per Month		I	UDL12	1L5SL	15.87									
	Sub Loop Feeder - OC-12 - Facility Termination Protection Per Month		I	UDL12	USBF6	683.03									
	Sub Loop Feeder - OC-12 - Facility Termination Per Month		I	UDL12	USBF3	1,922.00	3,381.00	406.56				15.20			
	Sub Loop Feeder - OC-48 - Per Mile Per Month		I	UDL48	1L5SL	52.07									
	Sub Loop Feeder - OC-48 - Facility Termination Protection Per Month		I	UDL48	USBF9	341.64									
	Sub Loop Feeder - OC-48 - Facility Termination Per Month		I	UDL48	USBF4	1,663.00	3,566.00	406.56				15.20			
	Sub Loop Feeder - OC-12 Interface On OC-48		I	UDL48	USBF8	385.45	787.24	406.56				15.20			
UNBUNDLED LOOP CONCENTRATION															
	Unbundled Loop Concentration - System A (TR008)			ULC	UCT8A	374.26	316.00	316.00				15.20			
	Unbundled Loop Concentration - System B (TR008)			ULC	UCT8B	53.40	131.67	131.67				15.20			
	Unbundled Loop Concentration - System A (TR303)			ULC	UCT3A	412.08	316.00	316.00				15.20			
	Unbundled Loop Concentration - System B (TR303)			ULC	UCT3B	89.98	131.67	131.67				15.20			
	Unbundled Loop Concentration - DS1 Loop Interface Card			ULC	UCTCO	5.12	61.46	44.74				15.20			
	Unbundled Loop Concentration - ISDN Loop Interface (Brite Card)			UDN	ULCC1	8.12	10.23	10.18				15.20			
	Unbundled Loop Concentration - UDC Loop Interface (Brite Card)			UDC	ULCCU	8.12	10.23	10.18				15.20			
	Unbundled Loop Concentration - 2 Wire Voice-Loop Start or Ground Start Loop Interface (POTS Card)			UEA	ULCC2	2.03	10.23	10.18				15.20			
	Unbundled Loop Concentration - 2 Wire Voice - Reverse Battery Loop Interface (SPOTS Card)			UEA	ULCCR	12.07	10.23	10.18				15.20			
	Unbundled Loop Concentration - 4 Wire Voice Loop Interface (Specials Card)			UEA	ULCC4	7.20	10.23	10.18				15.20			
	Unbundled Loop Concentration - TEST CIRCUIT Card			ULC	UCTTC	35.19	10.23	10.18				15.20			
	Unbundled Loop Concentration - Digital 19.2 Kbps Data Loop Interface			UDL	ULCC7	10.67	10.23	10.18				15.20			
	Unbundled Loop Concentration - Digital 56 Kbps Data Loop Interface			UDL	ULCC5	10.67	10.23	10.18				15.20			
	Unbundled Loop Concentration - Digital 64 Kbps Data Loop Interface			UDL	ULCC6	10.67	10.23	10.18				15.20			
UNE OTHER, PROVISIONING ONLY - NO RATE															
	NID - Dispatch and Service Order for NID installation			UENTW	UNDBX										
	UNTW Circuit Id Establishment, Provisioning Only - No Rate			UENTW	UENCE										

UNBUNDLED NETWORK ELEMENTS - Louisiana										Attachment: 2		Exhibit: B							
CATEGORY	RATE ELEMENTS	Interim	Zone	BCS	USOC	RATES(\$)	Svc Order Submitted Elec per LSR	Svc Order Submitted Manually per LSR	Incremental Charge - Manual Svc Order vs. Electronic-1st	Incremental Charge - Manual Svc Order vs. Electronic-Add'l	Incremental Charge - Manual Svc Order vs. Electronic-Disc 1st	Incremental Charge - Manual Svc Order vs. Electronic-Disc Add'l							
													Rec	Nonrecurring		Nonrecurring Disconnect		OSS Rates(\$)	
													SOMEc	SOMAN	SOMAN	SOMAN	SOMAN	SOMAN	SOMAN
	Unbundled Contract Name, Provisioning Only - No Rate			UEANL,UEF,UEQ,UENTW	UNECN														
UNE OTHER, PROVISIONING ONLY - NO RATE																			
	Unbundled Contact Name, Provisioning Only - no rate			UAL,UCL,UDC,UDL,UDN,UEA,UHL,ULC	UNECN	0.00	0.00												
	Unbundled Sub-Loop Feeder-2 Wire Cross Box Jumper - no rate			UEA,UDN,UCL,UDC	USBFQ	0.00	0.00												
	Unbundled Sub-Loop Feeder-4 Wire Cross Box Jumper - no rate			UEA,USL,UCL,UDL	USBFR	0.00	0.00												
	Unbundled DS1 Loop - Superframe Format Option - no rate			USL	CCOSF	0.00	0.00												
	Unbundled DS1 Loop - Expanded Superframe Format option - no rate			USL	CCOEF	0.00	0.00												
HIGH CAPACITY UNBUNDLED LOCAL LOOP																			
	High Capacity Unbundled Local Loop - DS3 - Per Mile per month			UE3	1L5ND	10.04													
	High Capacity Unbundled Local Loop - DS3 - Facility Termination per month			UE3	UE3PX	362.34	438.46	256.30						15.20					
	High Capacity Unbundled Local Loop - STS-1 - Per Mile per month			UDLSX	1L5ND	10.04													
	High Capacity Unbundled Local Loop - STS-1 - Facility Termination per month			UDLSX	UDLS1	374.56	438.46	256.30						15.20					
LOOP MAKE-UP																			
	Loop Makeup - Preordering Without Reservation, per working or spare facility queried (Manual).			UMK	UMKLW		23.29	23.29											
	Loop Makeup - Preordering With Reservation, per spare facility queried (Manual).			UMK	UMKLP		24.70	24.70											
	Loop Makeup--With or Without Reservation, per working or spare facility queried (Mechanized)			UMK	PSUMK		0.19	0.19											
HIGH FREQUENCY SPECTRUM																			
SPLITTERS-CENTRAL OFFICE BASED																			
	Line Sharing Splitter, per System 96 Line Capacity			ULS	ULSDA	187.17	183.33	0.00	0.00	0.00				15.20					
	Line Sharing Splitter, per System 24 Line Capacity			ULS	ULSDB	46.79	183.33	0.00	0.00	0.00				15.20					
	Line Sharing Splitter, Per System, 8 Line Capacity	I		ULS	ULSD8	15.59	183.33	0.00	0.00	0.00				15.20					
	Line Sharing-DLEC Owned Splitter in CO-CFA activation-deactivation (per LSOD)			ULS	ULSDG		83.98		0.00					15.20					
END USER ORDERING-CENTRAL OFFICE BASED-HIGH FREQUENCY SPECTRUM AKA LINE SHARING																			
	Line Sharing - per Line Activation (BST Owned Splitter)			ULS	ULSDC	0.61	17.97	10.29	0.00	0.00				15.20					
	Line Sharing - per Subsequent Activity per Line Rearrangement(BST Owned Splitter)			ULS	ULSDS		15.91	7.95						15.20					
	Line Sharing - per Subsequent Activity per Line Rearrangement(DLEC Owned Splitter)			ULS	ULSCS		15.91	7.95						15.20					
	Line Sharing - per Line Activation (DLEC owned Splitter)	I		ULS	ULSCC	0.61	47.44	19.31	0.00	0.00				15.20					
	Line Splitting - per line activation DLEC owned splitter	I		UEPSR UEPSB	UREOS	0.61													
	Line Splitting - per line activation BST owned - physical	I		UEPSR UEPSB	UREBP	0.642	17.97	10.29											
	Line Splitting - per line activation BST owned - virtual	I		UEPSR UEPSB	UREBV	0.64	17.97	10.29											
UNBUNDLED DEDICATED TRANSPORT																			
NOTE: INTEROFFICE CHANNEL DEDICATED TRANSPORT - minimum billing period - below DS3=one month, DS3/STS-1=four months																			
INTEROFFICE CHANNEL - DEDICATED TRANSPORT																			
	Interoffice Channel - Dedicated Transport - 2-Wire Voice Grade - Per Mile per month			U1TVX	1L5XX	0.013													
	Interoffice Channel - Dedicated Transport- 2- Wire Voice Grade - Facility Termination per month			U1TVX	U1TV2	22.60	39.36	26.62						15.20					
	Interoffice Channel - Dedicated Transport- 2-Wire Voice Grade Rev Bat. - Per Mile per month			U1TVX	1L5XX	0.013													
	Interoffice Channel - Dedicated Transport- 2- Wire VG Rev Bat. Facility Termination per month			U1TVX	U1TR2	22.60	39.36	26.62						15.20					
	Interoffice Channel - Dedicated Transport - 4-Wire Voice Grade - Per Mile per month			U1TVX	1L5XX	0.013													

UNBUNDLED NETWORK ELEMENTS - Louisiana										Attachment: 2		Exhibit: B	
CATEGORY	RATE ELEMENTS	Interim	Zone	BCS	USOC	RATES(\$)	Svc Order Submitted Elec per LSR	Svc Order Submitted Manually per LSR	Incremental Charge - Manual Svc Order vs. Electronic-1st	Incremental Charge - Manual Svc Order vs. Electronic-Add'l	Incremental Charge - Manual Svc Order vs. Electronic-Disc 1st	Incremental Charge - Manual Svc Order vs. Electronic-Disc Add'l	
													Rec
	CNAM For DB Owners - Service Provisioning With Point Code Establishment			OQV		962.22	711.64			15.20			
	CNAM For Non DB Owners - Service Provisioning With Point Code Establishment			OQV		332.43	238.05			15.20			
LNP Query Service													
	LNP Charge Per query			OQV		0.0008559							
	LNP Service Establishment Manual									15.20			
	LNP Service Provisioning with Point Code Establishment					576.33	294.43			15.20			
OPERATOR CALL PROCESSING													
	Oper. Call Processing - Oper. Provided, Per Min. - Using BST LIDB					1.20							
	Oper. Call Processing - Oper. Provided, Per Min. - Using Foreign LIDB					1.24							
	Oper. Call Processing - Fully Automated, per Call - Using BST LIDB					0.20							
	Oper. Call Processing - Fully Automated, per Call - Using Foreign LIDB					0.20							
INWARD OPERATOR SERVICES													
	Inward Operator Services - Verification, Per Minute					1.15							
	Inward Operator Services - Verification and Emergency Interrupt - Per Minute					1.15							
BRANDING - OPERATOR CALL PROCESSING													
	Recording of Custom Branded OA Announcement				CBAOS	7,000.00	7,000.00			15.20			
	Loading of Custom Branded OA Announcement per shelf/NAV				CBAOL	500.00	500.00			15.20			
Unbranding via OLNS for UNEP CLEC													
	Loading of OA per OCN (Regional)					1,200.00	1,200.00			15.20			
DIRECTORY ASSISTANCE SERVICES													
DIRECTORY ASSISTANCE ACCESS SERVICE													
	Directory Assistance Access Service Calls, Charge Per Call					0.275							
DIRECTORY ASSISTANCE CALL COMPLETION ACCESS SERVICE (DACC)													
	Directory Assistance Call Completion Access Service (DACC), Per Call Attempt					0.10							
DIRECTORY TRANSPORT													
DIRECTORY ASSISTANCE SERVICES													
DIRECTORY ASSISTANCE DATA BASE SERVICE (DADS)													
	Directory Assistance Data Base Service Charge Per Listing					0.04							
	Directory Assistance Data Base Service, per month				DBSOF	150.00							
BRANDING - DIRECTORY ASSISTANCE													
Facility Based CLEC													
	Recording and Provisioning of DA Custom Branded Announcement			AMT	CBADA	6,000.00	6,000.00						
	Loading of Custom Branded Announcement per DRAM Card/Switch			AMT	CBADC	1,170.00	1,170.00						
UNEP CLEC													
	Recording of DA Custom Branded Announcement					3,000.00	3,000.00						
	Loading of DA Custom Branded Announcement per DRAM Card/Switch per OCN					1,170.00	1,170.00						
Unbranding via OLNS for UNEP CLEC													
	Loading of DA per OCN (1 OCN per Order)					420.00	420.00						
	Loading of DA per Switch per OCN					16.00	16.00						
SELECTIVE ROUTING													
	Selective Routing Per Unique Line Class Code Per Request Per Switch				USRCR	82.25	82.25			15.20			
VIRTUAL COLLOCATION													
	Virtual Collocation - Application Cost			AMTFS	EAF	1,770.40							
	Virtual Collocation - Cable Installation Cost, per cable			AMTFS	ESPCX	841.54							
	Virtual Collocation - Floor Space, per sq. ft.			AMTFS	ESPVX	3.20							
	Virtual Collocation - Power, per breaker amp			AMTFS	ESPAX	8.32							

UNBUNDLED NETWORK ELEMENTS - Louisiana										Attachment: 2		Exhibit: B			
CATEGORY	RATE ELEMENTS	Interim	Zone	BCS	USOC	RATES(\$)	Svc Order Submitted Elec per LSR	Svc Order Submitted Manually per LSR	Incremental Charge - Manual Svc Order vs. Electronic-1st	Incremental Charge - Manual Svc Order vs. Electronic-Add'l	Incremental Charge - Manual Svc Order vs. Electronic-Disc 1st	Incremental Charge - Manual Svc Order vs. Electronic-Disc Add'l			
													Rec	Nonrecurring	
										SOMEc	SOMAN	SOMAN	SOMAN	SOMAN	SOMAN
	Virtual Collocation - Cable Support Structure, per entrance cable			AMTFS	ESPSX	16.02									
	Virtual Collocation - 2-wire Cross Connects (loop)			UEANL,UEA,UDN,U DC,UAL,UHL,UCL,U EQ, AMTFS, UDL, UNCVX, UNCDX, UNCNX	UEAC2	0.0296	11.94	11.46			15.20				
	Virtual Collocation - 4-wire Cross Connects (loop)			UEA,UHL,UCL,UDL, AMTFS, UAL, UDN, UNCVX, UNCDX	UEAC4	0.0591	12.04	11.53			15.20				
	Virtual Collocation - 2-Fiber Cross Connects			AMTFS,UDL12, UDLO3, U1T48, U1T12, U1T03, ULDO3, ULD12, ULD48, UDF	CNC2F	2.65	20.29	14.76			15.20				
	Virtual Collocation - 4-Fiber Cross Connects			AMTFS,UDL12, UDLO3, U1T48, U1T12, U1T03, ULDO3, ULD12, ULD48, UDF	CNC4F	5.31	24.81	19.29			15.20				
	Virtual collocation - DS1 Cross Connects			USL,UCL,AMTFS, ULR, UXTD1, UNC1X, ULDD1, U1TD1, USLEL, UNLD1	CNC1X	1.04	21.39	15.47			15.20				
	Virtual collocation - DS3 Cross Connects			USL,UCL,AMTFS,U E3, U1TD3, UXTS1, UXTD3, UNC3X, UNCSX, ULDD3, U1TS1, ULDS1, UDLsx, UNLD3	CND3X	13.21	20.28	14.76			15.20				
	Virtual Collocation - Co-Carrier Cross Connects - Fiber Cable Support Structure, per linear foot			AMTFS	VE1CB	0.0024									
	Virtual Collocation - Co-Carrier Cross Connects - Copper/Coax Cable Support Structure, per linear ft			AMTFS	VE1CD	0.0036									
	Virtual Collocation - Co-Carrier Cross Connects - Fiber Cable Support Structure,per cable			AMTFS	VE1CC		534.79								
	Virtual Collocation - Co-Carrier Cross Connects - Copper/Coax Cable Support Structure, per cable			AMTFS	VE1CE		534.79								
	Virtual collocation - Security Escort - Basic, per half hour			AMTFS	SPTBX		16.44	10.42							
	Virtual collocation - Security Escort - Overtime, per half hour			AMTFS	SPTOX		21.41	13.45							
	Virtual collocation - Security Escort - Premium, per half hour			AMTFS	SPTPX		26.38	16.49							
	Virtual collocation - Maintenance in CO - Basic, per half hour			AMTFS	CTRLX		27.12	10.42							
	Virtual collocation - Maintenance in CO - Overtime, per half hour			AMTFS	SPTOM		35.42	13.45							
	Virtual collocation - Maintenance in CO - Premium per half hour			AMTFS	SPTPM		43.72	16.49							
VIRTUAL COLLOCATION															
	Virtual Collocation - 2-wire Cross Connect, Exchange Port 2-Wire Analog - Res			UEPSR	VE1R2	0.0296	11.94	11.46			15.20				
	Virtual Collocation 2-Wire Cross Connect, Exchange Port 2-Wire Line Side PBX Trunk - Bus			UEPSP	VE1R2	0.0296	11.94	11.46			15.20				
	Virtual Collocation 2-Wire Cross Connect, Exchange Port 2-Wire Voice Grade PBX Trunk - Res			UEPSE	VE1R2	0.0296	11.94	11.46			15.20				
	Virtual Collocation 2-Wire Cross Connect, Exchange Port 2-Wire Analog Bus			UEPSB	VE1R2	0.0296	11.94	11.46			15.20				
	Virtual Collocation 2-Wire Cross Connect, Exchnage Port 2-Wire ISDN			UEPSX	VE1R2	0.0296	11.94	11.46			15.20				

UNBUNDLED NETWORK ELEMENTS - Louisiana										Attachment: 2		Exhibit: B																										
CATEGORY	RATE ELEMENTS	Interim	Zone	BCS	USOC	RATES(\$)	Svc Order Submitted Elec per LSR	Svc Order Submitted Manually per LSR	Incremental Charge - Manual Svc Order vs. Electronic-1st	Incremental Charge - Manual Svc Order vs. Electronic-Add'l	Incremental Charge - Manual Svc Order vs. Electronic-Disc 1st	Incremental Charge - Manual Svc Order vs. Electronic-Disc Add'l	OSS Rates(\$)																									
													Rec	Nonrecurring		Nonrecurring Disconnect		SOME C	SOMAN	SOMAN	SOMAN	SOMAN	SOMAN															
													First	Add'l	First	Add'l																						
	Virtual Collocation 2-Wire Cross Connect, Exchange Port 2-Wire ISDN			UEPTX	VE1R2	0.0296							11.94	11.46									15.20															
	Virtual Collocation 4-Wire Cross Connect, Exchange Port 4-Wire ISDN DS1			UEPEX	VE1R4	0.0591							12.04	11.53									15.20															
VIRTUAL COLLOCATION																																						
	Virtual Collocation-2 Wire Cross Connects (Loop) for Line Splitting			UEPSR, UEPSB	VE1LS	0.0296							11.94	11.46	0.00	0.00							15.20															
AIN SELECTIVE CARRIER ROUTING																																						
	Regional Service Establishment			UEBIB	SRCEC																		100,209.33															
	End Office Establishment			UEBIB	SRCEO																		164.29															
	Query NRC, per query			UEBIB		0.0030293																																
AIN - BELLSOUTH AIN SMS ACCESS SERVICE																																						
	AIN SMS Access Service - Service Establishment, Per State, Initial Setup			A1N	CAMSE								38.30	38.30									15.20															
	AIN SMS Access Service - Port Connection - Dial/Shared Access			A1N	CAMDP								7.60	7.60									15.20															
	AIN SMS Access Service - Port Connection - ISDN Access			A1N	CAM1P								7.60	7.60									15.20															
	AIN SMS Access Service - User Identification Codes - Per User ID Code			A1N	CAMAU								33.99	33.99									15.20															
	AIN SMS Access Service - Security Card, Per User ID Code, Initial or Replacement			A1N	CAMRC								41.39	41.39									15.20															
	AIN SMS Access Service - Storage, Per Unit (100 Kilobytes)					0.0022																																
	AIN SMS Access Service - Session, Per Minute					0.5795																																
	AIN SMS Access Service - Company Performed Session, Per Minute					0.8104																																
AIN - BELLSOUTH AIN TOOLKIT SERVICE																																						
	AIN Toolkit Service - Service Establishment Charge, Per State, Initial Setup			CAM	BAPSC								38.30	38.30									15.20															
	AIN Toolkit Service - Training Session, Per Customer				BAPVX								4,175.10	4,175.10									15.20															
	AIN Toolkit Service - Trigger Access Charge, Per Trigger, Per DN, Term. Attempt				BAPTT								7.60	7.60									15.20															
	AIN Toolkit Service - Trigger Access Charge, Per Trigger, Per DN, Off-Hook Delay				BAPTD								7.60	7.60									15.20															
	AIN Toolkit Service - Trigger Access Charge, Per Trigger, Per DN, Off-Hook Immediate				BAPTM								7.60	7.60									15.20															
	AIN Toolkit Service - Trigger Access Charge, Per Trigger, Per DN, 10-Digit PODP				BAPTO								33.47	33.47									15.20															
	AIN Toolkit Service - Trigger Access Charge, Per Trigger, Per DN, CDP				BAPTC								33.47	33.47									15.20															
	AIN Toolkit Service - Trigger Access Charge, Per Trigger, Per DN, Feature Code				BAPTF								33.47	33.47									15.20															
	AIN Toolkit Service - Query Charge, Per Query					0.0536446																																
	AIN Toolkit Service - Type 1 Node Charge, Per AIN Toolkit Subscription, Per Node, Per Query					0.006569																																
	AIN Toolkit Service - SCP Storage Charge, Per SMS Access Account, Per 100 Kilobytes					0.06																																
	AIN Toolkit Service - Monthly report - Per AIN Toolkit Service Subscription			CAM	BAPMS	10.90							7.60	7.60									15.20															
	AIN Toolkit Service - Special Study - Per AIN Toolkit Service Subscription			CAM	BAPLS	2.80							8.41	8.41									15.20															
	AIN Toolkit Service - Call Event Report - Per AIN Toolkit Service Subscription			CAM	BAPDS	8.20							7.60	7.60									15.20															
	AIN Toolkit Service - Call Event Special Study - Per AIN Toolkit Service Subscription			CAM	BAPES	0.09							8.41	8.41									15.20															
ENHANCED EXTENDED LINK (EELs)																																						
NOTE: New EELs available in GA, TN, KY, LA, MS, & SC and density zone 1 of following MSAs: Orlando, FL; Miami, FL; Ft. Lauderdale, FL;																																						
NOTE: Charlotte-Gastonia-Rockhill, NC; Greensboro-Winston Salem-High Point, NC. Use all rates below except Switch As Is Charge.																																						
NOTE: In all states, EEL network elements shown below also apply to currently combined facilities which are converted to UNE rates. A Switch As Is Charge applies to currently combined facilities converted to UNEs.(Non-recurring rates do not apply.)																																						
NOTE: In GA, TN, KY, LA, MS & SC the EEL network elements apply to ordinarily combined network elements.(No Switch As Is Charge.)																																						

UNBUNDLED NETWORK ELEMENTS - Louisiana											Attachment: 2		Exhibit: B							
CATEGORY	RATE ELEMENTS	Interim	Zone	BCS	USOC	RATES(\$)	Svc Order Submitted Elec per LSR	Svc Order Submitted Manually per LSR	Incremental Charge - Manual Svc Order vs. Electronic-1st	Incremental Charge - Manual Svc Order vs. Electronic-Add'l	Incremental Charge - Manual Svc Order vs. Electronic-Disc 1st	Incremental Charge - Manual Svc Order vs. Electronic-Disc Add'l	OSS Rates(\$)							
													Rec	Nonrecurring		Nonrecurring Disconnect		SOMEc	SOMAN	SOMAN
2-WIRE VOICE GRADE EXTENDED LOOP WITH DEDICATED DS1 INTEROFFICE TRANSPORT (EEL)																				
	First 2-Wire VG Loop(SL2) in a DS1 Interofficed Transport Combination - Zone 1		1	UNCVX	UEAL2	14.93														
	First 2-Wire VG Grade Loop(SL2) in a DS1 Interofficed Transport Combination - Zone 2		2	UNCVX	UEAL2	25.35														
	First 2-Wire VG Grade Loop(SL2) in a DS1 Interofficed Transport Combination - Zone 3		3	UNCVX	UEAL2	50.46														
	Interoffice Transport - Dedicated - DS1 combination - Per Mile per month			UNC1X	1L5XX	0.2652														
	Interoffice Transport - Dedicated - DS1 combination - Facility Termination per month			UNC1X	U1TF1	70.47														
	DS1 Channelization System Per Month			UNC1X	MQ1	105.09														
	Voice Grade COCI - DS1 To Ds0 Interface - Per Month			UNCVX	1D1VG	0.6497														
	Each Additional 2-Wire VG Loop(SL 2) in the same DS1 Interoffice Transport Combination - Zone 1		1	UNCVX	UEAL2	14.93														
	Each Additional 2-Wire VG Loop(SL2) in the same DS1 Interoffice Transport Combination - Zone 2		2	UNCVX	UEAL2	25.35														
	Each Additional 2-Wire VG Loop(SL2) in the same DS1 Interoffice Transport Combination - Zone 3		3	UNCVX	UEAL2	50.46														
	Voice Grade COCI - DS1 to DS0 Channel System combination - per month			UNCVX	1D1VG	0.6497														
	Nonrecurring Currently Combined Network Elements Switch -As-Is Charge			UNC1X	UNCCC															
4-WIRE VOICE GRADE EXTENDED LOOP WITH DEDICATED DS1 INTEROFFICE TRANSPORT (EEL)																				
	First 4-Wire Analog Voice Grade Loop in a DS1 Interoffice Transport Combination - Zone 1		1	UNCVX	UEAL4	30.81														
	First 4-Wire Analog Voice Grade Loop in a DS1 Interoffice Transport Combination - Zone 2		2	UNCVX	UEAL4	38.32														
	First 4-Wire Analog Voice Grade Loop in a DS1 Interoffice Transport Combination - Zone 3		3	UNCVX	UEAL4	60.39														
	Interoffice Transport - Dedicated - DS1 combination - Per Mile Per Month			UNC1X	1L5XX	0.2652														
	Interoffice Transport - Dedicated - DS1 - Facility Termination Per Month			UNC1X	U1TF1	70.47														
	Channelization - Channel System DS1 to DS0 combination Per Month			UNC1X	MQ1	105.09														
	Voice Grade COCI - DS1 to DS0 Channel System combination - per month			UNCVX	1D1VG	0.6497														
	Additional 4-Wire Analog Voice Grade Loop in same DS1 Interoffice Transport Combination - Zone 1		1	UNCVX	UEAL4	30.81														
	Additional 4-Wire Analog Voice Grade Loop in same DS1 Interoffice Transport Combination - Zone 2		2	UNCVX	UEAL4	38.32														
	Additional 4-Wire Analog Voice Grade Loop in same DS1 Interoffice Transport Combination - Zone 3		3	UNCVX	UEAL4	60.39														
	Voice Grade COCI - DS1 to DS0 Channel System combination - per month			UNCVX	1D1VG	0.6497														
	Nonrecurring Currently Combined Network Elements Switch -As-Is Charge			UNC1X	UNCCC															
4-WIRE 56 KBPS EXTENDED DIGITAL LOOP WITH DEDICATED DS1 INTEROFFICE TRANSPORT (EEL)																				
	First 4-Wire 56Kbps Digital Grade Loop in a DS1 Interoffice Transport Combination - Zone 1		1	UNCDX	UDL56	30.99														
	First 4-wire 56Kbps Digital Grade Loop in a DS1 Interoffice Transport Combination - Zone 2		2	UNCDX	UDL56	36.78														
	First 4-Wire 56Kbps Digital Grade Loop in a DS1 Interoffice Transport Combination - Zone 3		3	UNCDX	UDL56	38.92														
	Interoffice Transport - Dedicated - DS1 combination - Per Mile Per Month			UNC1X	1L5XX	0.2652														
	Interoffice Transport - Dedicated - DS1 - combination Facility Termination Per Month			UNC1X	U1TF1	70.47														

UNBUNDLED NETWORK ELEMENTS - Louisiana										Attachment: 2		Exhibit: B											
CATEGORY	RATE ELEMENTS	Interim	Zone	BCS	USOC	RATES(\$)	Svc Order Submitted Elec per LSR	Svc Order Submitted Manually per LSR	Incremental Charge - Manual Svc Order vs. Electronic-1st	Incremental Charge - Manual Svc Order vs. Electronic-Add'l	Incremental Charge - Manual Svc Order vs. Electronic-Disc 1st	Incremental Charge - Manual Svc Order vs. Electronic-Disc Add'l	OSS Rates(\$)										
													Rec	Nonrecurring		Nonrecurring Disconnect		SOMEc	SOMAN	SOMAN	SOMAN	SOMAN	SOMAN
													First	Add'l	First	Add'l							
	Channelization - Channel System DS1 to DS0 combination Per Month			UNC1X	MQ1	105.09																	
	OCU-DP COCI (data) - DS1 to DS0 Channel System - per month (2.4-64kbs)			UNC1X	MQ1	105.09																	
	Additional 4-Wire 56Kbps Digital Grade Loopin same DS1 Interoffice Transport Combination - Zone 1		1	UNC1X	UDL56	30.99																	
	Additional 4-Wire 56Kbps Digital Grade Loopin same DS1 Interoffice Transport Combination - Zone 2		2	UNC1X	UDL56	30.99																	
	Additional 4-Wire 56Kbps Digital Grade Loopin same DS1 Interoffice Transport Combination - Zone 3		3	UNC1X	UDL56	30.99																	
	OCU-DP COCI (data) - DS1 to DS0 Channel System - combination per month (2.4-64kbs)			UNC1X	UDL56	30.99																	
	Nonrecurring Currently Combined Network Elements Switch -As-Is Charge			UNC1X	UNCCC	5.43																	
4-WIRE 64 KBPS EXTENDED DIGITAL LOOP WITH DEDICATED DS1 INTEROFFICE TRANSPORT (EEL)																							
	First 4-Wire 64Kbps Digital Grade Loop in a DS1 Interoffice Transport Combination - Zone 1		1	UNC1X	UDL64	30.99																	
	First 4-Wire 64Kbps Digital Grade Loop in a DS1 Interoffice Transport Combination - Zone 2		2	UNC1X	UDL64	30.99																	
	First 4-Wire 64Kbps Digital Grade Loop in a DS1 Interoffice Transport Combination - Zone 3		3	UNC1X	UDL64	30.99																	
	Interoffice Transport - Dedicated - DS1 combination - Per Mile Per Month			UNC1X	1L5XX	0.2652																	
	Interoffice Transport - Dedicated - DS1 combination - Facility Termination Per Month			UNC1X	U1TF1	70.47																	
	Channelization - Channel System DS1 to DS0 combination Per Month			UNC1X	MQ1	105.09																	
	OCU-DP COCI (data) - DS1 to DS0 Channel System combination - per month (2.4-64kbs)			UNC1X	MQ1	105.09																	
	Additional 4-Wire 64Kbps Digital Grade Loopin same DS1 Interoffice Transport Combination - Zone 1		1	UNC1X	UDL64	30.99																	
	Additional 4-Wire 64Kbps Digital Grade Loopin same DS1 Interoffice Transport Combination - Zone 2		2	UNC1X	UDL64	30.99																	
	Additional 4-Wire 64Kbps Digital Grade Loopin same DS1 Interoffice Transport Combination - Zone 3		3	UNC1X	UDL64	30.99																	
	OCU-DP COCI (data) - DS1 to DS0 Channel System combination - per month (2.4-64kbs)			UNC1X	UDL64	30.99																	
	Nonrecurring Currently Combined Network Elements Switch -As-Is Charge			UNC1X	UNCCC	5.43																	
4-WIRE DS1 DIGITAL EXTENDED LOOP WITH DEDICATED DS1 INTEROFFICE TRANSPORT (EEL)																							
	4-Wire DS1 Digital Loop in Combination with DS1 Interoffice Transport - Zone 1		1	UNC1X	USLXX	85.70																	
	4-Wire DS1 Digital Loop in Combination with DS1 Interoffice Transport - Zone 2		2	UNC1X	USLXX	194.96																	
	4-Wire DS1 Digital Loop in Combination with DS1 Interoffice Transport - Zone 3		3	UNC1X	USLXX	491.94																	
	Interoffice Transport - Dedicated - DS1 combination - Per Mile Per Month			UNC1X	1L5XX	0.2652																	
	Interoffice Transport - Dedicated - DS1 combination - Facility Termination Per Month			UNC1X	U1TF1	70.47																	
	Nonrecurring Currently Combined Network Elements Switch -As-Is Charge			UNC1X	UNCCC	5.43																	
4-WIRE DS1 DIGITAL EXTENDED LOOP WITH DEDICATED DS3 INTEROFFICE TRANSPORT (EEL)																							
	First DS1Loop in DS3 Interoffice Transport Combination - Zone 1		1	UNC1X	USLXX	85.70																	
	First DS1Loop in DS3 Interoffice Transport Combination - Zone 2		2	UNC1X	USLXX	194.96																	
	First DS1Loop in DS3 Interoffice Transport Combination - Zone 3		3	UNC1X	USLXX	491.94																	

UNBUNDLED NETWORK ELEMENTS - Louisiana											Attachment: 2		Exhibit: B							
CATEGORY	RATE ELEMENTS	Interim	Zone	BCS	USOC	RATES(\$)	Svc Order Submitted Elec per LSR	Svc Order Submitted Manually per LSR	Incremental Charge - Manual Svc Order vs. Electronic-1st	Incremental Charge - Manual Svc Order vs. Electronic-Add'l	Incremental Charge - Manual Svc Order vs. Electronic-Disc 1st	Incremental Charge - Manual Svc Order vs. Electronic-Disc Add'l	OSS Rates(\$)							
													Rec	Nonrecurring		Nonrecurring Disconnect		SOMEc	SOMAN	SOMAN
													First	Add'l	First	Add'l				
	Interoffice Transport - Dedicated - DS3 combination - Per Mile Per Month			UNC3X	1L5XX	6.04														
	Interoffice Transport - Dedicated - DS3 - Facility Termination per month			UNC3X	U1TF3	850.45	296.68	121.16					15.20							
	DS3 to DS1 Channel System combination per month			UNC3X	MQ3	201.48	107.05	48.07												
	DS3 Interface Unit (DS1 COC) combination per month			UNC1X	UC1D1	11.78	5.91	4.26												
	Additional DS1Loop in DS3 Interoffice Transport Combination - Zone 1		1	UNC1X	USLXX	85.70	169.22	100.89					15.20							
	Additional DS1Loop in DS3 Interoffice Transport Combination - Zone 2		2	UNC1X	USLXX	194.96	169.22	100.89					15.20							
	Additional DS1Loop in DS3 Interoffice Transport Combination - Zone 3		3	UNC1X	USLXX	491.94	169.22	100.89					15.20							
	DS3 Interface Unit (DS1 COC) combination per month			UNC1X	UC1D1	11.78	5.91	4.26												
	Nonrecurring Currently Combined Network Elements Switch -As-Is Charge			UNC3X	UNCCC		5.43	5.43					15.20							
2-WIRE VOICE GRADE EXTENDED LOOP/ 2 WIRE VOICE GRADE INTEROFFICE TRANSPORT (EEL)																				
	2-WireVG Loop used with 2-wire VG Interoffice Transport Combination - Zone 1		1	UNCVX	UEAL2	14.93	94.21	45.09					15.20							
	2-WireVG Loop used with 2-wire VG Interoffice Transport Combination - Zone 2		2	UNCVX	UEAL2	25.35	94.21	45.09					15.20							
	2-WireVG Loop used with 2-wire VG Interoffice Transport Combination - Zone 3		3	UNCVX	UEAL2	50.46	94.21	45.09					15.20							
	Interoffice Transport - Dedicated - 2-wire VG combination - Per Mile Per Month			UNCVX	1L5XX	0.013														
	Interoffice Transport - Dedicated - 2-Wire Voice Grade combination - Facility Termination per month			UNCVX	U1TV2	22.60	72.60	41.75					15.20							
	Nonrecurring Currently Combined Network Elements Switch -As-Is Charge			UNCVX	UNCCC		5.43	5.43					15.20							
4-WIRE VOICE GRADE EXTENDED LOOP/ 4 WIRE VOICE GRADE INTEROFFICE TRANSPORT (EEL)																				
	4-WireVG Loop used with 4-wire VG Interoffice Transport Combination - Zone 1		1	UNCVX	UEAL4	30.81	94.21	45.09					15.20							
	4-WireVG Loop used with 4-wire VG Interoffice Transport Combination - Zone 2		2	UNCVX	UEAL4	38.32	94.21	45.09					15.20							
	4-WireVG Loop used with 4-wire VG Interoffice Transport Combination - Zone 3		3	UNCVX	UEAL4	60.39	94.21	45.09					15.20							
	Interoffice Transport - Dedicated - 4-wire VG combination - Per Mile Per Month			UNCVX	1L5XX	0.013														
	Interoffice Transport - Dedicated - 4-Wire Voice Grade combination - Facility Termination per month			UNCVX	U1TV4	19.81	72.60	41.75					15.20							
	Nonrecurring Currently Combined Network Elements Switch -As-Is Charge			UNCVX	UNCCC		5.43	5.43					15.20							
DS3 DIGITAL EXTENDED LOOP WITH DEDICATED DS3 INTEROFFICE TRANSPORT (EEL)																				
	High Capacity Unbundled Local Loop - DS3 combination - Per Mile per month			UNC3X	1L5ND	10.04														
	High Capacity Unbundled Local Loop - DS3 combination - Facility Termination per month			UNC3X	UE3PX	362.34	188.45	125.51												
	Interoffice Transport - Dedicated - DS3 - Per Mile per month			UNC3X	1L5XX	6.04														
	Interoffice Transport - Dedicated - DS3 combination - Facility Termination per month			UNC3X	U1TF3	850.45	296.68	121.16					15.20							
	Nonrecurring Currently Combined Network Elements Switch -As-Is Charge			UNC3X	UNCCC		5.43	5.43					15.20							
STS1 DIGITAL EXTENDED LOOP WITH DEDICATED STS1 INTEROFFICE TRANSPORT (EEL)																				
	High Capacity Unbundled Local Loop - STS1 combination - Per Mile per month			UNCSX	1L5ND	10.04														
	High Capacity Unbundled Local Loop - STS1 combination - Facility Termination per month			UNCSX	UDLS1	374.56	188.45	125.51												
	Interoffice Transport - Dedicated - STS1 combination - Per Mile per month			UNCSX	1L5XX	6.04														

UNBUNDLED NETWORK ELEMENTS - Louisiana										Attachment: 2		Exhibit: B	
CATEGORY	RATE ELEMENTS	Interim	Zone	BCS	USOC	RATES(\$)	Svc Order Submitted Elec per LSR	Svc Order Submitted Manually per LSR	Incremental Charge - Manual Svc Order vs. Electronic-1st	Incremental Charge - Manual Svc Order vs. Electronic-Add'l	Incremental Charge - Manual Svc Order vs. Electronic-Disc 1st	Incremental Charge - Manual Svc Order vs. Electronic-Disc Add'l	
													Rec
	Interoffice Transport - Dedicated - 4-wire 56 kbps combination - Facility Termination			UNCDX	U1TD5	15.61		72.60	41.75			15.20	
	Nonrecurring Currently Combined Network Elements Switch -As-Is Charge			UNCDX	UNCCC		5.43	5.43				15.20	
4-WIRE 64 KBPS DIGITAL EXTENDED LOOP WITH 64 KBPS INTEROFFICE TRANSPORT (EEL)													
	4-wire 64 kbps Loop/4-wire 64 kbps Interoffice Transport Combination - Zone 1		1	UNCDX	UDL64	30.99		94.21	45.09			15.20	
	4-wire 64 kbps Loop/4-wire 64 kbps Interoffice Transport Combination - Zone 2		2	UNCDX	UDL64	36.78		94.21	45.09			15.20	
	4-wire 64 kbps Loop/4-wire 64 kbps Interoffice Transport Combination - Zone 3		3	UNCDX	UDL64	38.92		94.21	45.09			15.20	
	Interoffice Transport - Dedicated - 4-wire 64 kbps combination - Per Mile			UNCDX	1L5XX	0.013							
	Interoffice Transport - Dedicated - 4-wire 64 kbps combination - Facility Termination			UNCDX	U1TD6	15.61		72.60	41.75			15.20	
	Nonrecurring Currently Combined Network Elements Switch -As-Is Charge			UNCDX	UNCCC		5.43	5.43				15.20	
ADDITIONAL NETWORK ELEMENTS													
When used as a part of a currently combined facility, the non-recurring charges do not apply, but a Switch As Is charge does apply.													
When used as ordinary combined network elements in Louisiana, the non-recurring charges apply and the Switch As Is Charge does not.													
Access to DCS - Customer Reconfiguration (FlexServ)													
Node (SynchroNet)													
Nonrecurring Currently Combined Network Elements "Switch As Is" Charge (One applies to each combination)													
	Nonrecurring Currently Combined Network Elements Switch -As-Is Charge - 2 wire/4-Wire VG			UNCVX	UNCCC		5.43	5.43				15.20	
	Nonrecurring Currently Combined Network Elements Switch -As-Is Charge - 56/64 kbps			UNCDX	UNCCC		5.43	5.43				15.20	
	Nonrecurring Currently Combined Network Elements Switch -As-Is Charge - DS1			UNC1X	UNCCC		5.43	5.43				15.20	
	Nonrecurring Currently Combined Network Elements Switch -As-Is Charge - DS3			UNC3X	UNCCC		5.43	5.43				15.20	
	Nonrecurring Currently Combined Network Elements Switch -As-Is Charge - STS1			UNCSX	UNCCC		5.43	5.43				15.20	
NOTE: Local Channel - Dedicated Transport - minimum billing period - Below DS3=one month, DS3 and above=four months													
	Local Channel - Dedicated - 2-Wire Voice Grade Zone 1		1	UNCVX	ULDV2	18.32		187.51	32.21			15.20	
	Local Channel - Dedicated - 4-Wire Voice Grade Zone 1		1	UNCVX	ULDV4	19.41		187.94	32.63			15.20	
	Local Channel - Dedicated - DS1 per month Zone 1		1	UNC1X	ULDF1	39.18		172.34	149.27			15.20	
	Local Channel - Dedicated -DS1 Per Month Zone 2		2	UNC1X	ULDF1	121.58		172.34	149.27			15.20	
	Local Channel - Dedicated - DS1 - Per Month Zone 3		3	UNC1X	ULDF1	70.02		172.34	149.27			15.20	
	Local Channel - Dedicated - DS3 - Per Mile per month			UNC3X	1L5NC	7.82							
	Local Channel - Dedicated - DS3 - Facility Termination per month			UNC3X	ULDF3	469.44		438.46	256.30			15.20	
	Local Channel - Dedicated - STS-1 - Per Mile per month			UNCSX	1L5NC	7.82						15.20	
	Local Channel - Dedicated - STS-1 - Facility Termination per month			UNCSX	ULDFS	457.22		438.46	256.30				
UNBUNDLED LOCAL EXCHANGE SWITCHING(PORTS)													
Exchange Ports													
NOTE: Although the Port Rate includes all available features in GA, KY, LA & TN, the desired features will need to be ordered using retail USOCs													
2-WIRE VOICE GRADE LINE PORT RATES (RES)													
	Exchange Ports - 2-Wire Analog Line Port- Res.			UEPSR	UEPRL	1.52		2.31	2.21			15.20	
	Exchange Ports - 2-Wire Analog Line Port with Caller ID - Res.			UEPSR	UEPRC	1.52		2.31	2.21			15.20	
	Exchange Ports - 2-Wire Analog Line Port outgoing only - Res.			UEPSR	UEPRO	1.52		2.31	2.21			15.20	
	Exchange Ports - 2-Wire VG unbundled LA extended local dialing parity Port with Caller ID - Res.			UEPSR	UEPAS	1.52		2.31	2.21			15.20	
	Exchange Ports - 2-Wire VG unbundled Louisiana Area Plus with Caller ID - Res (RUL)			UEPSR	UEPAG	1.52		2.31	2.21			15.20	

UNBUNDLED NETWORK ELEMENTS - Louisiana											Attachment: 2		Exhibit: B			
CATEGORY	RATE ELEMENTS	Interim	Zone	BCS	USOC	RATES(\$)			Svc Order Submitted Elec per LSR	Svc Order Submitted Manually per LSR	Incremental Charge - Manual Svc Order vs. Electronic-1st	Incremental Charge - Manual Svc Order vs. Electronic-Add'l	Incremental Charge - Manual Svc Order vs. Electronic-Disc 1st	Incremental Charge - Manual Svc Order vs. Electronic-Disc Add'l		
						Rec	Nonrecurring								Nonrecurring Disconnect	
							First	Add'l	First	Add'l	SOMEc	SOMAN	SOMAN	SOMAN	SOMAN	SOMAN
	Exchange Ports - 2-Wire VG unbundled res, low usage line port with Caller ID (LUM)			UEPSR	UEPAP	1.52	2.31	2.21				15.20				
	Subsequent Activity			UEPSR	USASC	0.00	0.00	0.00				15.20				
	FEATURES															
	All Available Vertical Features			UEPSR	UEPVF	0.00	0.00	0.00				15.20				
	2-WIRE VOICE GRADE LINE PORT RATES (BUS)															
	Exchange Ports - 2-Wire Analog Line Port without Caller ID - Bus			UEPSB	UEPBL	1.52	2.31	2.21				15.20				
	Exchange Ports - 2-Wire VG unbundled Line Port with unbundled port with Caller+E484 ID - Bus.			UEPSB	UEPBC	1.52	2.31	2.21				15.20				
	Exchange Ports - 2-Wire Analog Line Port outgoing only - Bus.			UEPSB	UEPBO	1.52	2.31	2.21				15.20				
	Exchange Ports - 2-Wire VG unbundled LA extended local dialing parity Port with Caller ID - Bus.			UEPSB	UEPAX	1.52	2.31	2.21				15.20				
	Exchange Ports - 2-Wire VG unbundled incoming only port with Caller ID - Bus			UEPSB	UEPB1	1.52	2.31	2.21				15.20				
	Exchange Ports - 2-Wire VG unbundled Louisiana Bus Area Calling Port with Caller ID - Bus (BUC)			UEPSB	UEPAA	1.52	2.31	2.21				15.20				
	Subsequent Activity			UEPSB	USASC	0.00	0.00	0.00				15.20				
	FEATURES															
	All Available Vertical Features			UEPSB	UEPVF	0.00	0.00	0.00				15.20				
	EXCHANGE PORT RATES (DID & PBX)															
	2-Wire VG Unbundled 2-Way PBX Trunk - Res			UEPSE	UEPRD	1.52	30.37	14.42				15.20				
	2-Wire VG Line Side Unbundled 2-Way PBX Trunk - Bus			UEPSP	UEPPC	1.52	30.37	14.42				15.20				
	2-Wire VG Line Side Unbundled Outward PBX Trunk - Bus			UEPSP	UEPPO	1.52	30.37	14.42				15.20				
	2-Wire VG Line Side Unbundled Incoming PBX Trunk - Bus			UEPSP	UEPP1	1.52	30.37	14.42				15.20				
	2-Wire Analog Long Distance Terminal PBX Trunk - Bus			UEPSP	UEPLD	1.52	30.37	14.42				15.20				
	2-Wire Voice Unbundled 2-Way PBX Louisiana Calling Port			UEPSP	UEPL2	1.52	30.37	14.42				15.20				
	2-Wire Voice Unbundled PBX LD Terminal Ports			UEPSP	UEPLD	1.52	30.37	14.42				15.20				
	2-Wire Vice Unbundled 2-Way PBX Usage Port			UEPSP	UEPXA	1.52	30.37	14.42				15.20				
	2-Wire Voice Unbundled PBX Toll Terminal Hotel Ports			UEPSP	UEPXB	1.52	30.37	14.42				15.20				
	2-Wire Voice Unbundled PBX LD DDD Terminals Port			UEPSP	UEPXC	1.52	30.37	14.42				15.20				
	2-Wire Voice Unbundled PBX LD Terminal Switchboard Port			UEPSP	UEPXD	1.52	30.37	14.42				15.20				
	2-Wire Voice Unbundled PBX LD Terminal Switchboard IDD Capable Port			UEPSP	UEPXE	1.52	30.37	14.42				15.20				
	2-Wire Voice Unbundled 2-Way PBX Louisiana Local Optional Calling Port			UEPSP	UEPKX	1.52	30.37	14.42				15.20				
	2-Wire Voice Unbundled 2-Way PBX Hotel/Hospital Economy Administrative Calling Port			UEPSP	UEPXL	1.52	30.37	14.42				15.20				
	2-Wire Voice Unbundled 2-Way PBX Hotel/Hospital Economy Room Calling Port			UEPSP	UEPXM	1.52	30.37	14.42				15.20				
	2-Wire Voice Unbundled 1-Way Outgoing PBX Hotel/Hospital Discount Room Calling Port			UEPSP	UEPXO	1.52	30.37	14.42				15.20				
	2-Wire Voice Unbundled 1-Way Outgoing PBX Louisiana Local Discount Calling Port			UEPSP	UEPXP	1.52	30.37	14.42				15.20				
	2-Wire Voice Unbundled 1-Way Outgoing PBX Measured Port			UEPSP	UEPXS	1.52	30.37	14.42				15.20				
	Subsequent Activity			UEPSP	USASC	0.00	0.00	0.00				15.20				
	FEATURES															
	All Available Vertical Features			UEPSP	UEPSE	0.00	0.00	0.00				15.20				
	EXCHANGE PORT RATES (COIN)															
	Exchange Ports - Coin Port					1.52	2.31	2.21				15.20				
	NOTE: Transmission/usage charges associated with POTS circuit switched usage will also apply to circuit switched voice and/or circuit switched data transmission by B-Channels associated with 2-wire ISDN ports.															
	NOTE: Access to B Channel or D Channel Packet capabilities will be available only through BFR/New Business Request Process. Rates for the packet capabilities will be determined via the Bona Fide Request/New Business Request Process.															
	UNBUNDLED LOCAL EXCHANGE SWITCHING(PORTS)															
	EXCHANGE PORT RATES (DID & PBX)															
	Exchange Ports - 2-Wire DID Port			UEPEX	UEPP2	8.29	115.85	18.20				15.20				
	Exchange Ports - DDITS Port - 4-Wire DS1 Port with DID capability			UEPDD	UEPDD	68.47	196.18	92.92				15.20				
	Exchange Ports - 2-Wire ISDN Port (See Notes below.)			UEPTX	UEPSX	10.07	70.76	51.46				15.20				

UNBUNDLED NETWORK ELEMENTS - Louisiana											Attachment: 2		Exhibit: B						
CATEGORY	RATE ELEMENTS	Interim	Zone	BCS	USOC	RATES(\$)	Svc Order Submitted Elec per LSR	Svc Order Submitted Manually per LSR	Incremental Charge - Manual Svc Order vs. Electronic-1st	Incremental Charge - Manual Svc Order vs. Electronic-Add'l	Incremental Charge - Manual Svc Order vs. Electronic-Disc 1st	Incremental Charge - Manual Svc Order vs. Electronic-Disc Add'l	OSS Rates(\$)						
													Rec	Nonrecurring First	Nonrecurring Add'l	Nonrecurring Disconnect First	Nonrecurring Disconnect Add'l	SOME C	SOMAN
	All Features Offered			UEPTX UEPSX	UEPVF	0.00													
NOTE: Transmission/usage charges associated with POTS circuit switched usage will also apply to circuit switched voice and/or circuit switched data transmission by B-Channels associated with 2-wire ISDN ports.																			
NOTE: Access to B Channel or D Channel Packet capabilities will be available only through BFR/New Business Request Process. Rates for the packet capabilities will be determined via the Bona Fide Request/New Business Request Process.																			
	Exchange Ports - 2-Wire ISDN Port -- Channel Profiles			UEPTX UEPSX	U1UMA	0.00													
	Exchange Ports - 4-Wire ISDN DS1 Port			UEPEX	UEPEX	94.82													
UNBUNDLED LOCAL SWITCHING, PORT USAGE																			
End Office Switching (Port Usage)																			
	End Office Switching Function, Per MOU					0.001868													
	End Office Trunk Port - Shared, Per MOU					0.00018													
Tandem Switching (Port Usage) (Local or Access Tandem)																			
	Tandem Switching Function Per MOU					0.0001067													
	Tandem Trunk Port - Shared, Per MOU					0.000222													
Common Transport																			
	Common Transport - Per Mile, Per MOU					0.0000032													
	Common Transport - Facilities Termination Per MOU					0.0003748													
UNBUNDLED PORT/LOOP COMBINATIONS - COST BASED RATES																			
Cost Based Rates are applied where BellSouth is required by FCC and/or State Commission rule to provide Unbundled Local Switching or Switch Ports.																			
Features shall apply to the Unbundled Port/Loop Combination - Cost Based Rate section in the same manner as they are applied to the Stand-Alone Unbundled Port section of this Rate Exhibit.																			
End Office and Tandem Switching Usage and Common Transport Usage rates in the Port section of this rate exhibit shall apply to all combinations of loop/port network elements except for UNE Coin Port/Loop Combinations.																			
For Georgia, Kentucky, Louisiana, Mississippi, South Carolina and Tennessee, the recurring UNE Port and Loop charges listed apply to Currently Combined and Not Currently Combined Combos. The first and additional Port nonrecurring charges apply to Not Currently Combined Combos for all states. In GA, KY, LA, MS, SC and TN these nonrecurring charges are commission ordered cost based rates and in AL, FL and NC these nonrecurring charges are Market Rates and are also listed in the Market Rate section.																			
For Currently Combined Combos in all other states, the nonrecurring charges shall be those identified in the Nonrecurring - Currently Combined sections.																			
2-WIRE VOICE GRADE LOOP WITH 2-WIRE LINE PORT (RES)																			
UNE Port/Loop Combination Rates																			
	2-Wire VG Loop/Port Combo - Zone 1		1			13.13													
	2-Wire VG Loop/Port Combo - Zone 2		2			23.75													
	2-Wire VG Loop/Port Combo - Zone 3		3			49.62													
UNE Loop Rates																			
	2-Wire Voice Grade Loop (SL1) - Zone 1		1	UEPRX	UEPLX	11.77													
	2-Wire Voice Grade Loop (SL1) - Zone 2		2	UEPRX	UEPLX	22.39													
	2-Wire Voice Grade Loop (SL1) - Zone 3		3	UEPRX	UEPLX	48.26													
2-Wire Voice Grade Line Port Rates (Res)																			
	2-Wire voice unbundled port - residence			UEPRX	UEPRL	1.36													
	2-Wire voice unbundled port with Caller ID - res			UEPRX	UEPRC	1.36													
	2-Wire voice unbundled port outgoing only - res			UEPRX	UEPRO	1.36													
	2-Wire voice Grade unbundled Louisiana extended local dialing parity port with Caller ID - res			UEPRX	UEPAS	1.36													
	2-Wire voice unbundled Louisiana Area Plus with Caller ID - res (RUL)			UEPRX	UEPAG	1.36													
	2-Wire voice unbundles res, low usage line port with Caller ID (LUM)			UEPRX	UEPAP	1.36													
FEATURES																			
	All Features Offered			UEPRX	UEPVF	0.00													
LOCAL NUMBER PORTABILITY																			
	Local Number Portability (1 per port)			UEPRX	LNPCX	0.35													
NONRECURRING CHARGES (NRCs) - CURRENTLY COMBINED																			
	2-Wire Voice Grade Loop / Line Port Combination - Conversion - Switch-as-is			UEPRX	USAC2														
	2-Wire Voice Grade Loop / Line Port Combination - Conversion - Switch with change			UEPRX	USACC														
ADDITIONAL NRCs																			
	2-Wire Voice Grade Loop/Line Port Combination - Subsequent Activity			UEPRX	USAS2	0.00													
2-WIRE VOICE GRADE LOOP WITH 2-WIRE LINE PORT (BUS)																			
UNE Port/Loop Combination Rates																			
	2-Wire VG Loop/Port Combo - Zone 1		1			13.13													
	2-Wire VG Loop/Port Combo - Zone 2		2			23.75													
	2-Wire VG Loop/Port Combo - Zone 3		3			49.62													
UNE Loop Rates																			
	2-Wire VG Loop/Port Combo - Zone 1		1			13.13													
	2-Wire VG Loop/Port Combo - Zone 2		2			23.75													
	2-Wire VG Loop/Port Combo - Zone 3		3			49.62													

UNBUNDLED NETWORK ELEMENTS - Louisiana										Attachment: 2		Exhibit: B										
CATEGORY	RATE ELEMENTS	Interim	Zone	BCS	USOC	RATES(\$)	Svc Order Submitted Elec per LSR	Svc Order Submitted Manually per LSR	Incremental Charge - Manual Svc Order vs. Electronic-1st	Incremental Charge - Manual Svc Order vs. Electronic-Add'l	Incremental Charge - Manual Svc Order vs. Electronic-Disc 1st	Incremental Charge - Manual Svc Order vs. Electronic-Disc Add'l	OSS Rates(\$)									
													Rec	Nonrecurring		Nonrecurring Disconnect		SOMEc	SOMAN	SOMAN	SOMAN	SOMAN
													First	Add'l	First	Add'l						
	2-Wire Voice Grade Loop (SL1) - Zone 1		1	UEPBX	UEPLX	11.77																
	2-Wire Voice Grade Loop (SL1) - Zone 2		2	UEPBX	UEPLX	22.39																
	2-Wire Voice Grade Loop (SL1) - Zone 3		3	UEPBX	UEPLX	48.26																
	2-Wire Voice Grade Line Port (Bus)																					
	2-Wire voice unbundled port without Caller ID - bus			UEPBX	UEPBL	1.36																
	2-Wire voice unbundled port with Caller + E484 ID - bus			UEPBX	UEPBC	1.36																
	2-Wire voice unbundled port outgoing only - bus			UEPBX	UEPBO	1.36																
	2-Wire voice Grade unbundled Louisiana extended local dialing parity port with Caller ID - bus			UEPBX	UEPAX	1.36																
	2-Wire voice unbundled incoming only port with Caller ID - Bus			UEPBX	UEPB1	1.36																
	2-Wire voice unbundled Louisiana Bus Area Calling Port with Caller ID (BUC)			UEPBX	UEPAA	1.36																
	LOCAL NUMBER PORTABILITY																					
	Local Number Portability (1 per port)			UEPBX	LNPCX	0.35																
	FEATURES																					
	All Features Offered			UEPBX	UEPVF	0.00																
	NONRECURRING CHARGES (NRCs) - CURRENTLY COMBINED																					
	2-Wire Voice Grade Loop / Line Port Combination - Conversion - Switch-as-is			UEPBX	USAC2																	
	2-Wire Voice Grade Loop / Line Port Combination - Conversion - Switch with change			UEPBX	USACC																	
	ADDITIONAL NRCs																					
	2-Wire Voice Grade Loop/Line Port Combination - Subsequent Activity			UEPBX	USAS2																	
	2-WIRE VOICE GRADE LOOP WITH 2-WIRE LINE PORT (RES - PBX)																					
	UNE Port/Loop Combination Rates																					
	2-Wire VG Loop/Port Combo - Zone 1		1			13.13																
	2-Wire VG Loop/Port Combo - Zone 2		2			23.75																
	2-Wire VG Loop/Port Combo - Zone 3		3			49.62																
	UNE Loop Rates																					
	2-Wire Voice Grade Loop (SL 1) - Zone 1		1	UEPRG	UEPLX	11.77																
	2-Wire Voice Grade Loop (SL 1) - Zone 2		2	UEPRG	UEPLX	22.39																
	2-Wire Voice Grade Loop (SL 1) - Zone 3		3	UEPRG	UEPLX	48.26																
	2-Wire Voice Grade Line Port Rates (RES - PBX)																					
	2-Wire VG Unbundled Combination 2-Way PBX Trunk Port - Res			UEPRG	UEPRD	1.36																
	LOCAL NUMBER PORTABILITY																					
	Local Number Portability (1 per port)			UEPRG	LNPCP	3.15																
	FEATURES																					
	All Features Offered			UEPRG	UEPVF	0.00																
	NONRECURRING CHARGES (NRCs) - CURRENTLY COMBINED																					
	2-Wire Voice Grade Loop/ Line Port Combination (PBX) - Conversion - Switch-As-Is			UEPRG	USAC2																	
	2-Wire Voice Grade Loop/ Line Port Combination (PBX) - Conversion - Switch with Change			UEPRG	USACC																	
	ADDITIONAL NRCs																					
	2-Wire Voice Grade Loop/ Line Port Combination (PBX) - Subsequent Activity			UEPRG	USAS2	0.00																
	PBX Subsequent Activity - Change/Rearrange Multiline Hunt Group																					
	2-WIRE VOICE GRADE LOOP WITH 2-WIRE LINE PORT (BUS - PBX)																					
	UNE Port/Loop Combination Rates																					
	2-Wire VG Loop/Port Combo - Zone 1		1			13.13																
	2-Wire VG Loop/Port Combo - Zone 2		2			23.75																
	2-Wire VG Loop/Port Combo - Zone 3		3			49.62																
	UNE Loop Rates																					
	2-Wire Voice Grade Loop (SL 1) - Zone 1		1	UEPPX	UEPLX	11.77																
	2-Wire Voice Grade Loop (SL 1) - Zone 2		2	UEPPX	UEPLX	22.39																
	2-Wire Voice Grade Loop (SL 1) - Zone 3		3	UEPPX	UEPLX	48.26																

UNBUNDLED NETWORK ELEMENTS - Louisiana											Attachment: 2		Exhibit: B										
CATEGORY	RATE ELEMENTS	Interim	Zone	BCS	USOC	RATES(\$)	Svc Order Submitted Elec per LSR	Svc Order Submitted Manually per LSR	Incremental Charge - Manual Svc Order vs. Electronic-1st	Incremental Charge - Manual Svc Order vs. Electronic-Add'l	Incremental Charge - Manual Svc Order vs. Electronic-Disc 1st	Incremental Charge - Manual Svc Order vs. Electronic-Disc Add'l	OSS Rates(\$)										
													Rec	Nonrecurring		Nonrecurring Disconnect		SOMEc	SOMAN	SOMAN	SOMAN	SOMAN	SOMAN
													First	Add'l	First	Add'l							
2-Wire Voice Grade Line Port Rates (BUS - PBX)																							
	Line Side Unbundled Combination 2-Way PBX Trunk Port - Bus			UEPPX	UEPPC	1.36							66.91	31.29								15.20	
	Line Side Unbundled Outward PBX Trunk Port - Bus			UEPPX	UEPPO	1.36							66.91	31.29								15.20	
	Line Side Unbundled Incoming PBX Trunk Port - Bus			UEPPX	UEPP1	1.36							66.91	31.29								15.20	
	2-Wire Voice Unbundled 2-Way Combination PBX Louisiana Calling Port			UEPPX	UEPL2	1.36							66.91	31.29								15.20	
	2-Wire Voice Unbundled PBX LD Terminal Ports			UEPPX	UEPLD	1.36							66.91	31.29								15.20	
	2-Wire Voice Unbundled 2-Way Combination PBX Usage Port			UEPPX	UEPXA	1.36							66.91	31.29								15.20	
	2-Wire Voice Unbundled PBX Toll Terminal Hotel Ports			UEPPX	UEPXB	1.36							66.91	31.29								15.20	
	2-Wire Voice Unbundled PBX LD DDD Terminals Port			UEPPX	UEPXC	1.36							66.91	31.29								15.20	
	2-Wire Voice Unbundled PBX LD Terminal Switchboard Port			UEPPX	UEPXD	1.36							66.91	31.29								15.20	
	2-Wire Voice Unbundled PBX LD Terminal Switchboard IDD Capable Port			UEPPX	UEPXE	1.36							66.91	31.29								15.20	
	2-Wire Voice Unbundled 2-Way PBX Louisiana Local Optional Calling Port			UEPPX	UEPKK	1.36							66.91	31.29								15.20	
	2-Wire Voice Unbundled 2-Way PBX Hotel/Hospital Economy Administrative Calling Port			UEPPX	UEPXL	1.36							66.91	31.29								15.20	
	2-Wire Voice Unbundled 2-Way PBX Hotel/Hospital Economy Room Calling Port			UEPPX	UEPXM	1.36							66.91	31.29								15.20	
	2-Wire Voice Unbundled 1-Way Outgoing PBX Hotel/Hospital Discount Room Calling Port			UEPPX	UEPXO	1.36							66.91	31.29								15.20	
	2-Wire Voice Unbundled 1-Way Outgoing PBX Louisiana Local Discount Calling Port			UEPPX	UEPXP	1.36							66.91	31.29								15.20	
	2-Wire Voice Unbundled 1-Way Outgoing PBX Measured Port			UEPPX	UEPXS	1.36							66.91	31.29								15.20	
LOCAL NUMBER PORTABILITY																							
	Local Number Portability (1 per port)			UEPPX	LNPCP	3.15							0.00	0.00								15.20	
FEATURES																							
	All Features Offered			UEPPX	UEPVF	0.00							0.00	0.00								15.20	
NONRECURRING CHARGES (NRCs) - CURRENTLY COMBINED																							
	2-Wire Voice Grade Loop/ Line Port Combination (PBX) - Conversion - Switch-As-Is			UEPPX	USAC2								7.68	1.85								15.20	
	2-Wire Voice Grade Loop/ Line Port Combination (PBX) - Conversion - Switch with Change			UEPPX	USACC								7.68	1.85								15.20	
ADDITIONAL NRCs																							
	2-Wire Voice Grade Loop/ Line Port Combination (PBX) - Subsequent Activity			UEPPX	USAS2	0.00							0.00	0.00								15.20	
	PBX Subsequent Activity - Change/Rearrange Multiline Hunt Group												7.11	7.11								15.20	
2-WIRE VOICE GRADE LOOP WITH 2-WIRE ANALOG LINE COIN PORT																							
UNE Port/Loop Combination Rates																							
	2-Wire VG Coin Port/Loop Combo - Zone 1		1										13.13										
	2-Wire VG Coin Port/Loop Combo - Zone 2		2										23.75										
	2-Wire VG Coin Port/Loop Combo - Zone 3		3										49.62										
UNE Loop Rates																							
	2-Wire Voice Grade Loop (SL1) - Zone 1		1	UEPCO	UEPLX								11.77										
	2-Wire Voice Grade Loop (SL1) - Zone 2		2	UEPCO	UEPLX								22.39										
	2-Wire Voice Grade Loop (SL1) - Zone 3		3	UEPCO	UEPLX								48.26										
2-Wire Voice Grade Line Ports (COIN)																							
	2-Wire Coin 2-Way without Operator Screening and without Blocking (AL, KY, LA, MS)			UEPCO	UEPRF	1.36							38.85	19.08								15.20	
	2-Wire Coin 2-Way with Operator Screening and Blocking: 011, 900/976, 1+DDD (AL, KY, LA, MS)			UEPCO	UEPRA	1.36							38.85	19.08								15.20	
	2-Wire Coin 2-Way with Operator Screening and 011 Blocking (AL, LA, MS)			UEPCO	UEPRB	1.36							38.85	19.08								15.20	
	2-Wire Coin 2-Way with Operator Screening & Blocking: 900/976, 1+DDD, 011+, & Local (AL, KY, LA, MS)			UEPCO	UEPCD	1.36							38.85	19.08								15.20	
	2-Wire Coin Outward without Blocking and without Operator Screening (KY, LA, MS)			UEPCO	UEPRN	1.36							38.85	19.08								15.20	

UNBUNDLED NETWORK ELEMENTS - Louisiana										Attachment: 2		Exhibit: B			
CATEGORY	RATE ELEMENTS	Interim	Zone	BCS	USOC	RATES(\$)		Svc Order Submitted Elec per LSR	Svc Order Submitted Manually per LSR	Incremental Charge - Manual Svc Order vs. Electronic-1st	Incremental Charge - Manual Svc Order vs. Electronic-Add'l	Incremental Charge - Manual Svc Order vs. Electronic-Disc 1st	Incremental Charge - Manual Svc Order vs. Electronic-Disc Add'l		
						Rec	Nonrecurring							Nonrecurring Disconnect	
						First	Add'l	First	Add'l	SOMEc	SOMAN	SOMAN	SOMAN	SOMAN	SOMAN
	2-Wire Coin Outward with Operator Screening and 011 Blocking (LA)			UEPCO	UEPLA	1.36	38.85	19.08			15.20				
	2-Wire Coin Outward with Operator Screening and Blocking: 011, 900/976, 1+DDD (AL, KY, LA, MS)			UEPCO	UEPRH	1.36	38.85	19.08			15.20				
	2-Wire Coin Outward Operator Screening & Blocking: 900/976, 1+DDD, 011+, and Local (AL, KY, LA, MS)			UEPCO	UEPCN	1.36	38.85	19.08			15.20				
	2-Wire Coin 2-Way Smartline with 900/976 (Louisiana only)			UEPCO	UEPNA	1.36	38.85	19.08			15.20				
	2-Wire Coin Outward Smartline with 900/976 (Louisiana only)			UEPCO	UEPCB	1.36	38.85	19.08			15.20				
	ADDITIONAL UNE COIN PORT/LOOP (RC)														
	UNE Coin Port/Loop Combo Usage (Flat Rate)			UEPCO	URECU	1.81	0.00	0.00			15.20				
	LOCAL NUMBER PORTABILITY														
	Local Number Portability (1 per port)			UEPCO	LNPCX	0.35									
	NONRECURRING CHARGES - CURRENTLY COMBINED														
	2-Wire Voice Grade Loop / Line Port Combination - Conversion - Switch-as-is			UEPCO	USAC2		0.10	0.10			15.20				
	2-Wire Voice Grade Loop / Line Port Combination - Conversion - Switch with change			UEPCO	USACC		0.10	0.10			15.20				
	ADDITIONAL NRCS														
	2-Wire Voice Grade Loop/Line Port Combination - Subsequent Activity			UEPCO	USAS2		0.00	0.00			15.20				
	UNBUNDLED REMOTE CALL FORWARDING - RES														
	Non-Recurring														
	UNBUNDLED REMOTE CALL FORWARDING - Bus														
	Unbundled Remote Call Forwarding, InterState/Intra LATA-Bus			UEPVB	UEPVJ	1.52	2.31	2.21			15.20				
	Non-Recurring														
	2-WIRE VOICE LOOP/ 2WIRE VOICE GRADE IO TRANSPORT/ 2-WIRE LINE PORT (RES)														
	2-WIRE VOICE LOOP/ 2WIRE VOICE GRADE IO TRANSPORT/ 2-WIRE LINE PORT (BUS)														
	UNBUNDLED PORT/LOOP COMBINATIONS - COST BASED RATES														
	2-WIRE VOICE GRADE LOOP- BUS ONLY - WITH 2-WIRE DID TRUNK PORT														
	UNE Port/Loop Combination Rates														
	2-Wire VG Loop/2-Wire DID Trunk Port Combo - UNE Zone 1		1				23.20								
	2-Wire VG Loop/2-Wire DID Trunk Port Combo - UNE Zone 2		2				33.62								
	2-Wire VG Loop/2-Wire DID Trunk Port Combo - UNE Zone 3		3				58.73								
	UNE Loop Rates														
	2-Wire Analog Voice Grade Loop - (SL2) - UNE Zone 1		1	UEPPX	UECD1		14.93				15.20				
	2-Wire Analog Voice Grade Loop - (SL2) - UNE Zone 2		2	UEPPX	UECD1		25.35				15.20				
	2-Wire Analog Voice Grade Loop - (SL2) - UNE Zone 3		3	UEPPX	UECD1		50.46				15.20				
	UNE Port Rate														
	Exchange Ports - 2-Wire DID Port			UEPPX	UEPD1	8.27	217.95	83.92			15.20				
	NONRECURRING CHARGES - CURRENTLY COMBINED														
	2-Wire Voice Grade Loop / 2-Wire DID Trunk Port Combination - Switch-as-is			UEPPX	USAC1		7.10	1.81			15.20				
	2-Wire Voice Grade Loop / 2-Wire DID Trunk Port Conversion with BellSouth Allowable Changes			UEPPX	USA1C		7.10	1.81			15.20				
	ADDITIONAL NRCS														
	2-Wire DID Subsequent Activity - Add Trunks, Per Trunk			UEPPX	USAS1		26.01	26.01			15.20				
	Telephone Number/Trunk Group Establishment Charges														
	DID Trunk Termination (One Per Port)			UEPPX	NDT	0.00	0.00	0.00			15.20				
	Additional DID Numbers for each Group of 20 DID Numbers			UEPPX	ND4	0.00	0.00	0.00			15.20				
	DID Numbers, Non- consecutive DID Numbers , Per Number			UEPPX	ND5	0.00	0.00	0.00			15.20				
	Reserve Non-Consecutive DID numbers			UEPPX	ND6	0.00	0.00	0.00			15.20				
	Reserve DID Numbers			UEPPX	NDV	0.00	0.00	0.00			15.20				
	LOCAL NUMBER PORTABILITY														
	Local Number Portability (1 per port)			UEPPX	LNPCP	3.15	0.00	0.00							
	2-WIRE ISDN DIGITAL GRADE LOOP WITH 2-WIRE ISDN DIGITAL LINE SIDE PORT														
	UNE Port/Loop Combination Rates														
	2W ISDN Digital Grade Loop/2W ISDN Digital Line Side Port - UNE Zone 1		1	UEPPB	UEPPR		27.48								

UNBUNDLED NETWORK ELEMENTS - Louisiana											Attachment: 2		Exhibit: B							
CATEGORY	RATE ELEMENTS	Interim	Zone	BCS	USOC	RATES(\$)	Svc Order Submitted Elec per LSR	Svc Order Submitted Manually per LSR	Incremental Charge - Manual Svc Order vs. Electronic-1st	Incremental Charge - Manual Svc Order vs. Electronic-Add'l	Incremental Charge - Manual Svc Order vs. Electronic-Disc 1st	Incremental Charge - Manual Svc Order vs. Electronic-Disc Add'l	OSS Rates(\$)							
													Rec	Nonrecurring		Nonrecurring Disconnect		SOMEc	SOMAN	SOMAN
													First	Add'l	First	Add'l				
	2W ISDN Digital Grade Loop/2W ISDN Digital Line Side Port - UNE Zone 2		2	UEPPB UEPPR		40.34														
	2W ISDN Digital Grade Loop/2W ISDN Digital Line Side Port - UNE Zone 3		3	UEPPB UEPPR		70.99														
UNE Loop Rates																				
	2-Wire ISDN Digital Grade Loop - UNE Zone 1		1	UEPPB UEPPR USL2X		19.09												15.20		
	2-Wire ISDN Digital Grade Loop - UNE Zone 2		2	UEPPB UEPPR USL2X		31.95												15.20		
	2-Wire ISDN Digital Grade Loop - UNE Zone 3		3	UEPPB UEPPR USL2X		62.60												15.20		
UNE Port Rate																				
	Exchange Port - 2-Wire ISDN Line Side Port			UEPPB UEPPR UEPPB		8.39	184.10	128.42										15.20		
NONRECURRING CHARGES - CURRENTLY COMBINED																				
	2-Wire ISDN Digital Grade Loop / 2-Wire ISDN Line Side Port Combination - Conversion			UEPPB UEPPR USACB		0.00	37.40	26.23										15.20		
ADDITIONAL NRCs																				
LOCAL NUMBER PORTABILITY																				
	Local Number Portability (1 per port)			UEPPB UEPPR LNPCX		0.35	0.00	0.00												
B-CHANNEL USER PROFILE ACCESS:																				
	CVS/CSD (DMS/5ESS)			UEPPB UEPPR U1UCA		0.00	0.00	0.00												
	CVS (EWSD)			UEPPB UEPPR U1UCB		0.00	0.00	0.00												
	CSD			UEPPB UEPPR U1UCC		0.00	0.00	0.00												
B-CHANNEL AREA PLUS USER PROFILE ACCESS: (AL,KY,LA,MS SC,MS, & TN)																				
	CVS/CSD (DMS/5ESS)			UEPPB UEPPR U1UCD		0.00	0.00	0.00												
	CVS (EWSD)			UEPPB UEPPR U1UCE		0.00	0.00	0.00												
	CSD			UEPPB UEPPR U1UCF		0.00	0.00	0.00												
USER TERMINAL PROFILE																				
	User Terminal Profile (EWSD only)			UEPPB UEPPR U1UMA		0.00	0.00	0.00												
VERTICAL FEATURES																				
	All Vertical Features - One per Channel B User Profile			UEPPB UEPPR UEPVF		0.00	0.00	0.00										15.20		
INTEROFFICE CHANNEL MILEAGE																				
	Interoffice Channel mileage each, including first mile and facilities termination			UEPPB UEPPR M1GNC		22.613	39.36	26.62										15.20		
	Interoffice Channel mileage each, additional mile			UEPPB UEPPR M1GNM		0.013	0.00	0.00										15.20		
4-WIRE DS1 DIGITAL LOOP WITH 4-WIRE ISDN DS1 DIGITAL TRUNK PORT																				
UNE Port/Loop Combination Rates																				
	4W DS1 Digital Loop/4W ISDN DS1 Digital Trunk Port - UNE Zone 1		1	UEPPP		180.52														
	4W DS1 Digital Loop/4W ISDN DS1 Digital Trunk Port - UNE Zone 2		2	UEPPP		289.78														
	4W DS1 Digital Loop/4W ISDN DS1 Digital Trunk Port - UNE Zone 3		3	UEPPP		586.76														
UNE Loop Rates																				
	4-Wire DS1 Digital Loop - UNE Zone 1		1	UEPPP USL4P		85.70												15.20		
	4-Wire DS1 Digital Loop - UNE Zone 2		2	UEPPP USL4P		194.96												15.20		
	4-Wire DS1 Digital Loop - UNE Zone 3		3	UEPPP USL4P		491.94												15.20		
UNE Port Rate																				
	Exchange Ports - 4-Wire ISDN DS1 Port			UEPPP UEPPP		94.82	443.08	251.60										15.20		
NONRECURRING CHARGES - CURRENTLY COMBINED																				
	4-Wire DS1 Digital Loop / 4-Wire ISDN DS1 Digital Trunk Port Combination - Conversion -Switch-as-is			UEPPP USACP		0.00	115.63	76.29										15.20		
ADDITIONAL NRCs																				
	4-Wire DS1 Loop/4-W ISDN Digtl Trk Port - Subsqt Actvy-Inward/two way tel nos within Std Allowance (except NC)			UEPPP PR7TF			0.48											15.20		
	4-Wire DS1 Loop / 4-Wire ISDN DS1 Digital Trunk Port - Outward Tel Numbers (All States except NC)			UEPPP PR7TO			11.18	11.18										15.20		
	4-Wire DS1 Loop / 4-Wire ISDN DS1 Digital Trk Port - Subsequent Inward Tel Nos Above Std Allowance			UEPPP PR7ZT			22.35	22.35										15.20		
LOCAL NUMBER PORTABILITY																				
	Local Number Portability (1 per port)			UEPPP LNPCN		1.75														

UNBUNDLED NETWORK ELEMENTS - Louisiana										Attachment: 2		Exhibit: B										
CATEGORY	RATE ELEMENTS	Interim	Zone	BCS	USOC	RATES(\$)	Svc Order Submitted Elec per LSR	Svc Order Submitted Manually per LSR	Incremental Charge - Manual Svc Order vs. Electronic-1st	Incremental Charge - Manual Svc Order vs. Electronic-Add'l	Incremental Charge - Manual Svc Order vs. Electronic-Disc 1st	Incremental Charge - Manual Svc Order vs. Electronic-Disc Add'l	OSS Rates(\$)									
													Rec	Nonrecurring		Nonrecurring Disconnect		SOMEc	SOMAN	SOMAN	SOMAN	SOMAN
													First	Add'l	First	Add'l						
INTERFACE (Provisioning Only)																						
	Voice/Data			UEPPP	PR71V	0.00																
	Digital Data			UEPPP	PR71D	0.00																
	Inward Data			UEPPP	PR71E	0.00																
New or Additional "B" Channel																						
	New or Additional - Voice/Data B Channel			UEPPP	PR7BV	0.00																
	New or Additional - Digital Data B Channel			UEPPP	PR7BF	0.00																
	New or Additional Inward Data B Channel			UEPPP	PR7BD	0.00																
CALL TYPES																						
	Inward			UEPPP	PR7C1	0.00																
	Outward			UEPPP	PR7C0	0.00																
	Two-way			UEPPP	PR7CC	0.00																
Interoffice Channel Mileage																						
	Fixed Each Including First Mile			UEPPP	1LN1A	70.7352																
	Each Airline-Fractional Additional Mile			UEPPP	1LN1B	0.2652																
4-WIRE DS1 DIGITAL LOOP WITH 4-WIRE DDITS TRUNK PORT																						
UNE Port/Loop Combination Rates																						
	4W DS1 Digital Loop/4W DDITS Trunk Port - UNE Zone 1		1	UEPDC		154.17																
	4W DS1 Digital Loop/4W DDITS Trunk Port - UNE Zone 2		2	UEPDC		263.43																
	4W DS1 Digital Loop/4W DDITS Trunk Port - UNE Zone 3		3	UEPDC		560.41																
UNE Loop Rates																						
	4-Wire DS1 Digital Loop - UNE Zone 1		1	UEPDC	USLDC	85.70																
	4-Wire DS1 Digital Loop - UNE Zone 2		2	UEPDC	USLDC	194.96																
	4-Wire DS1 Digital Loop - UNE Zone 3		3	UEPDC	USLDC	491.94																
UNE Port Rate																						
	4-Wire DDITS Digital Trunk Port			UEPDC	UDD1T	68.47																
NONRECURRING CHARGES - CURRENTLY COMBINED																						
	4-Wire DS1 Digital Loop / 4-Wire DDITS Trunk Port Combination - Switch-as-is			UEPDC	USAC4																	
	4-Wire DS1 Digital Loop / 4-Wire DDITS Trunk Port Combination - Conversion with DS1 Changes			UEPDC	USAWA																	
	4-Wire DS1 Digital Loop / 4-Wire DDITS Trunk Port Combination - Conversion with Change - Trunk			UEPDC	USAWB																	
ADDITIONAL NRCs																						
	4-Wire DS1 Loop / 4-Wire DDITS Trunk Port - NRC - Subsequent Channel Activation/Chan - 2-Way Trunk			UEPDC	UDTTA																	
	4-Wire DS1 Loop / 4-Wire DDITS Trunk Port - Subsequent Channel Activation/Chan - 1-Way Outward Trunk			UEPDC	UDTTB																	
	4-Wire DS1 Loop / 4-Wire DDITS Trunk Port - Subsqnt Channel Activation/Chan - Inward Trunk w/out DID			UEPDC	UDTTC																	
	4-Wire DS1 Loop / 4-Wire DDITS Trunk Port - Subsqnt Chan Activation Per Chan - Inward Trunk with DID			UEPDC	UDTTD																	
	4-Wire DS1 Loop / 4-Wire DDITS Trunk Port - Subsqnt Chan Activation / Chan - 2-Way DID w User Trans			UEPDC	UDTTE																	
BIPOLAR 8 ZERO SUBSTITUTION																						
	B8ZS - Superframe Format			UEPDC	CCOSF																	
	B8ZS - Extended Superframe Format			UEPDC	CCOEF																	
Alternate Mark Inversion																						
	AMI - Superframe Format			UEPDC	MCOSF																	
	AMI - Extended SuperFrame Format			UEPDC	MCOPO																	
Telephone Number/Trunk Group Establishment Charges																						
	Telephone Number for 2-Way Trunk Group			UEPDC	UDTGX	0.00																
	Telephone Number for 1-Way Outward Trunk Group			UEPDC	UDTGY	0.00																
	Telephone Number for 1-Way Inward Trunk Group Without DID			UEPDC	UDTGZ	0.00																
	DID Numbers for each Group of 20 DID Numbers			UEPDC	ND4	0.00																
	DID Numbers, Non- consecutive DID Numbers , Per Number			UEPDC	ND5	0.00																
	Reserve Non-Consecutive DID Nos.			UEPDC	ND6	0.00																
	Reserve DID Numbers			UEPDC	NDV	0.00																
Dedicated DS1 (Interoffice Channel Mileage) - FX/FCO for 4-Wire DS1 Digital Loop with 4-Wire DDITS Trunk Port																						

UNBUNDLED NETWORK ELEMENTS - Louisiana											Attachment: 2		Exhibit: B							
CATEGORY	RATE ELEMENTS	Interim	Zone	BCS	USOC	RATES(\$)	Svc Order Submitted Elec per LSR	Svc Order Submitted Manually per LSR	Incremental Charge - Manual Svc Order vs. Electronic-1st	Incremental Charge - Manual Svc Order vs. Electronic-Add'l	Incremental Charge - Manual Svc Order vs. Electronic-Disc 1st	Incremental Charge - Manual Svc Order vs. Electronic-Disc Add'l	OSS Rates(\$)							
													Rec	Nonrecurring		Nonrecurring Disconnect		SOMEc	SOMAN	SOMAN
													First	Add'l	First	Add'l				
	Interoffice Channel Mileage - Fixed rate 0-8 miles (Facilities Termination)			UEPDC	1LNO1	70.47							86.69	79.44				15.20		
	Interoffice Channel Mileage - Additional rate per mile - 0-8 miles			UEPDC	1LNOA	0.2652							0.00	0.00						
	Interoffice Channel Mileage - Fixed rate 9-25 miles (Facilities Termination)			UEPDC	1LNO2	0.00							0.00	0.00						
	Interoffice Channel Mileage - Additional rate per mile - 9-25 miles			UEPDC	1LNOB	0.2652							0.00	0.00						
	Interoffice Channel Mileage - Fixed rate 25+ miles (Facilities Termination)			UEPDC	1LNO3	0.00							0.00	0.00						
	Interoffice Channel Mileage - Additional rate per mile - 25+ miles			UEPDC	1LNOC	0.2652							0.00	0.00						
	Local Number Portability, per DSO Activated			UEPDC	LNPCP	3.15							0.00	0.00						
	Central Office Terminating Point			UEPDC	CTG	0.00														
	4-WIRE DS1 LOOP WITH CHANNELIZATION WITH PORT																			
	System is 1 DS1 Loop, 1 D4 Channel Bank, and up to 24 Feature Activations																			
	Each System can have up to 24 combinations of rates depending on type and number of ports used																			
	UNE DS1 Loop																			
	4-Wire DS1 Loop - UNE Zone 1		1	UEPMG	USLDC	85.70							0.00	0.00				15.20		
	4-Wire DS1 Loop - UNE Zone 2		2	UEPMG	USLDC	194.96							0.00	0.00				15.20		
	4-Wire DS1 Loop - UNE Zone 3		3	UEPMG	USLDC	491.94							0.00	0.00				15.20		
	UNE DSO Channelization Capacities (D4 Channel Bank Configurations)																			
	24 DSO Channel Capacity - 1 per DS1			UEPMG	VUM24	97.35							0.00	0.00				15.20		
	48 DSO Channel Capacity - 1 per 2 DS1s			UEPMG	VUM48	194.70							0.00	0.00				15.20		
	96 DSO Channel Capacity -1per 4 DS1s			UEPMG	VUM96	389.40							0.00	0.00				15.20		
	144 DSO Channel Capacity - 1 per 6 DS1s			UEPMG	VUM144	584.10							0.00	0.00				15.20		
	192 DSO Channel Capacity -1 per 8 DS1s			UEPMG	VUM192	778.80							0.00	0.00				15.20		
	240 DSO Channel Capacity - 1 per 10 DS1s			UEPMG	VUM240	973.50							0.00	0.00				15.20		
	288 DSO Channel Capacity - 1 per 12 DS1s			UEPMG	VUM288	1,168.20							0.00	0.00				15.20		
	384 DSO Channel Capacity - 1 per 16 DS1s			UEPMG	VUM384	1,557.60							0.00	0.00				15.20		
	480 DSO Channel Capacity - 1 per 20 DS1s			UEPMG	VUM480	1,947.00							0.00	0.00				15.20		
	576 DSO Channel Capacity -1 per 24 DS1s			UEPMG	VUM576	2,336.40							0.00	0.00				15.20		
	672 DSO Channel Capacity - 1 per 28 DS1s			UEPMG	VUM672	2,725.80							0.00	0.00				15.20		
	Non-Recurring Charges (NRC) Associated with 4-Wire DS1 Loop with Channelization with Port - Conversion Charge Based on a System																			
	A Minimum System configuration is One (1) DS1, One (1) D4 Channel Bank, and Up To 24 DSO Ports with Feature Activations.																			
	Multiples of this configuration functioning as one are considered Add'l after the minimum system configuration is counted.																			
	NRC - Conversion (Currently Combined) with or without BellSouth Allowed Changes			UEPMG	USAC4	0.00							146.13	8.12				15.20		
	System Additions at End User Locations Where 4-Wire DS1 Loop with Channelization with Port Combination Currently Exists and New (Not Currently Combined) In GA, KY, LA, MS & TN Only																			
	1 DS1/D4 Channel Bank - Add NRC for each Port and Assoc Fea Activation - New GA, LA, KY, MS, & TN Only			UEPMG	VUMD4	0.00							715.54	467.54				15.20		
	Bipolar 8 Zero Substitution																			
	Clear Channel Capability Format, superframe - Subsequent Activity Only			UEPMG	CCOSF	0.00							0.00	0.00				15.20		
	Clear Channel Capability Format - Extended Superframe - Subsequent Activity Only			UEPMG	CCOEF	0.00							0.00	0.00				15.20		
	Alternate Mark Inversion (AMI)																			
	Superframe Format			UEPMG	MCOSF	0.00							0.00	0.00						
	Extended Superframe Format			UEPMG	MCOPO	0.00							0.00	0.00						
	Exchange Ports Associated with 4-Wire DS1 Loop with Channelization with Port Exchange Ports																			
	Line Side Combination Channelized PBX Trunk Port - Business			UEPPX	UEPCX	1.52							0.00	0.00				15.20		
	Line Side Outward Channelized PBX Trunk Port - Business			UEPPX	UEPOX	1.52							0.00	0.00				15.20		
	Line Side Inward Only Channelized PBX Trunk Port without DID			UEPPX	UEP1X	1.52							0.00	0.00				15.20		
	2-Wire Trunk Side Unbundled Channelized DID Trunk Port			UEPPX	UEPDM	8.29							0.00	0.00				15.20		
	Feature Activations - Unbundled Loop Concentration																			

UNBUNDLED NETWORK ELEMENTS - Louisiana										Attachment: 2		Exhibit: B			
CATEGORY	RATE ELEMENTS	Interim	Zone	BCS	USOC	RATES(\$)		Svc Order Submitted Elec per LSR	Svc Order Submitted Manually per LSR	Incremental Charge - Manual Svc Order vs. Electronic-1st	Incremental Charge - Manual Svc Order vs. Electronic-Add'l	Incremental Charge - Manual Svc Order vs. Electronic-Disc 1st	Incremental Charge - Manual Svc Order vs. Electronic-Disc Add'l		
						Rec	Nonrecurring							Nonrecurring Disconnect	
						First	Add'l	First	Add'l	SOMEc	SOMAN	SOMAN	SOMAN	SOMAN	SOMAN
	Feature (Service) Activation for each Line Side Port Terminated in D4 Bank			UEPPX	1PQWM	0.6497	25.36	13.40			15.20				
	Feature (Service) Activation for each Trunk Side Port Terminated in D4 Bank			UEPPX	1PQWU	0.6497	78.05	18.40			15.20				
Telephone Number/ Group Establishment Charges for DID Service															
	DID Trunk Termination (1 per Port)			UEPPX	NDT	0.00	0.00	0.00			15.20				
	DID Numbers - groups of 20 - Valid all States			UEPPX	ND4	0.00	0.00	0.00			15.20				
	Non-Consecutive DID Numbers - per number			UEPPX	ND5	0.00	0.00	0.00			15.20				
	Reserve Non-Consecutive DID Numbers			UEPPX	ND6	0.00	0.00	0.00			15.20				
	Reserve DID Numbers			UEPPX	NDV	0.00	0.00	0.00			15.20				
Local Number Portability															
	Local Number Portability - 1 per port			UEPPX	LNPCP	3.15	0.00	0.00							
FEATURES - Vertical and Optional															
Local Switching Features Offered with Line Side Ports Only															
	All Features Available			UEPPX	UEPVF	0.00	0.00	0.00			15.20				
UNBUNDLED PORT LOOP COMBINATIONS - MARKET RATES															
Market Rates shall apply where BellSouth is not required to provide unbundled local switching or switch ports per FCC and/or State Commission rules.															
These scenarios include:															
1. Unbundled port/loop combinations that are Not Currently Combined in Alabama, Florida and North Carolina.															
2. Unbundled port/loop combinations that are Currently Combined or Not Currently Combined in Zone 1 of the Top 8 MSAs in BellSouth's region for end users with 4 or more DS0 equivalent lines.															
The Top 8 MSAs in BellSouth's region are: FL (Orlando, Ft. Lauderdale, Miami); GA (Atlanta); LA (New Orleans); NC (Greensboro-Winston Salem-Highpoint/Charlotte-Gastonia-Rock Hill); TN (Nashville).															
BellSouth currently is developing the billing capability to mechanically bill the recurring and non-recurring Market Rates in this section except for nonrecurring charges for not currently combined in AL, FL and NC. In the interim where BellSouth cannot bill Market Rates, BellSouth shall bill the rates in the Cost-Based section preceding in lieu of the Market Rates and reserves the right to true-up the billing difference.															
The Market Rate for unbundled ports includes all available features in all states.															
End Office and Tandem Switching Usage and Common Transport Usage rates in the Port section of this rate exhibit shall apply to all combinations of loop/port network elements except for UNE Coin Port/Loop Combinations which have a flat rate usage charge (USOC: URECU).															
For Not Currently Combined scenarios where Market Rates apply, the Nonrecurring charges are listed in the First and Additional NRC columns for each Port USOC. For Currently Combined scenarios, the Nonrecurring charges are listed in the NRC - Currently Combined section. Additional NRCs may apply also and are categorized accordingly.															
2-WIRE VOICE GRADE LOOP WITH 2-WIRE LINE PORT (RES)															
UNE Port/Loop Combination Rates															
	2-Wire VG Loop/Port Combo - Zone 1		1			25.77									
	2-Wire VG Loop/Port Combo - Zone 2		2			36.39									
	2-Wire VG Loop/Port Combo - Zone 3		3			62.26									
UNE Loop Rates															
	2-Wire Voice Grade Loop (SL1) - Zone 1		1	UEPRX	UEPLX	11.77									
	2-Wire Voice Grade Loop (SL1) - Zone 2		2	UEPRX	UEPLX	22.39									
	2-Wire Voice Grade Loop (SL1) - Zone 3		3	UEPRX	UEPLX	48.26									
2-Wire Voice Grade Line Port (Res)															
	2-Wire voice unbundled port - residence			UEPRX	UEPRL	14.00	90.00	90.00			31.92	7.32			
	2-Wire voice unbundled port with Caller ID - res			UEPRX	UEPRC	14.00	90.00	90.00			31.92	7.32			
	2-Wire voice unbundled port outgoing only - res			UEPRX	UEPRO	14.00	90.00	90.00			31.92	7.32			
	2-Wire voice Grade unbundled Louisiana extended local dialing parity port with Caller ID - res			UEPRX	UEPAS	14.00	90.00	90.00			31.92	7.32			
	2-Wire voice unbundled Louisiana Area Plus with Caller ID - res (RUL)			UEPRX	UEPAG	14.00	90.00	90.00			31.92	7.32			
	2-Wire voice unbundled Louisiana Area Plus with Caller ID - res (AC7)			UEPRX	UEPAH	14.00	90.00	90.00			31.92	7.32			
	2-Wire voice unbundles res, low usage line port with Caller ID (LUM)			UEPRX	UEPAP	14.00	90.00	90.00			31.92	7.32			
LOCAL NUMBER PORTABILITY															
	Local Number Portability (1 per port)			UEPRX	LNPCX	0.35									
FEATURES															
	All Features Offered			UEPRX	UEPVF	0.00	0.00	0.00			31.92	7.32			
NONRECURRING CHARGES - CURRENTLY COMBINED															
	2-Wire Voice Grade Loop / Line Port Combination - Switch-as-is			UEPRX	USAC2		41.50	41.50			31.92	7.32			
	2-Wire Voice Grade Loop / Line Port Combination - Switch with change			UEPRX	USACC		41.50	41.50			31.92	7.32			
ADDITIONAL NRCs															

UNBUNDLED NETWORK ELEMENTS - Louisiana										Attachment: 2		Exhibit: B	
CATEGORY	RATE ELEMENTS	Interim	Zone	BCS	USOC	RATES(\$)	Svc Order Submitted Elec per LSR	Svc Order Submitted Manually per LSR	Incremental Charge - Manual Svc Order vs. Electronic-1st	Incremental Charge - Manual Svc Order vs. Electronic-Add'l	Incremental Charge - Manual Svc Order vs. Electronic-Disc 1st	Incremental Charge - Manual Svc Order vs. Electronic-Disc Add'l	
													Rec
	2-Wire Coin 2-Way with Operator Screening and 011 Blocking (AL, LA, MS)			UEPCO	UEPRB	14.00						31.92	7.32
	2-Wire Coin 2-Way with Operator Screening & Blocking: 900/976, 1+DDD, 011+, & Local (AL, KY, LA, MS)			UEPCO	UEPCD	14.00						31.92	7.32
	2-Wire Coin Outward without Blocking and without Operator Screening (KY, LA, MS)			UEPCO	UEPRN	14.00						31.92	7.32
	2-Wire Coin Outward with Operator Screening and 011 Blocking (LA)			UEPCO	UEPLA	14.00						31.92	7.32
	2-Wire Coin Outward with Operator Screening and Blocking: 011, 900/976, 1+DDD (AL, KY, LA, MS)			UEPCO	UEPRH	14.00						31.92	7.32
	2-Wire Coin Outward Operator Screening & Blocking: 900/976, 1+DDD, 011+, & Local (AL, KY, LA, MS)			UEPCO	UEPCN	14.00						31.92	7.32
LOCAL NUMBER PORTABILITY													
	Local Number Portability (1 per port)			UEPCO	LNPCX	0.35							
NONRECURRING CHARGES - CURRENTLY COMBINED													
	2-Wire Voice Grade Loop/ Line Port Combination - Switch-As-Is			UEPCO	USAC2							31.92	7.32
	2-Wire Voice Grade Loop/ Line Port Combination - Switch with Change			UEPCO	USACC							31.92	7.32
ADDITIONAL NRCs													
	2-Wire Voice Grade Loop/ Line Port Combination - Subsequent			UEPCO	USAS2							31.92	7.32
UNBUNDLED PORT/LOOP COMBINATIONS - MARKET BASED RATES													
2-WIRE VOICE GRADE LOOP- BUS ONLY - WITH 2-WIRE DID TRUNK PORT													
UNE Port/Loop Combination Rates													
	2-Wire VG Loop/2-Wire DID Trunk Port Combo - UNE Zone 1		1			50.93							
	2-Wire VG Loop/2-Wire DID Trunk Port Combo - UNE Zone 2		2			61.35							
	2-Wire VG Loop/2-Wire DID Trunk Port Combo - UNE Zone 3		3			86.46							
UNE Loop Rates													
	2-Wire Analog Voice Grade Loop - (SL2) - UNE Zone 1		1	UEPPX	UECD1	14.93						15.20	
	2-Wire Analog Voice Grade Loop - (SL2) - UNE Zone 2		2	UEPPX	UECD1	25.35						15.20	
	2-Wire Analog Voice Grade Loop - (SL2) - UNE Zone 3		3	UEPPX	UECD1	50.46						15.20	
UNE Port Rate													
	Exchange Ports - 2-Wire DID Port			UEPPX	UEPD1	36.00						15.20	
NONRECURRING CHARGES - CURRENTLY COMBINED													
	2-Wire Voice Grade Loop / 2-Wire DID Trunk Port Combination - Switch-As-Is Top 8 MSAs only			UEPPX	USAC1							15.20	
	2-Wire Voice Grade Loop / 2-Wire DID Trunk Port Conversion with BellSouth Allowable Changes Top 8 MSAs only			UEPPX	USA1C							15.20	
ADDITIONAL NRCs													
	2-Wire DID Subsequent Activity - Add Trunks, Per Trunk			UEPPX	USAS1							15.20	
Telephone Number/Trunk Group Establishment Charges													
	DID Trunk Termination (One Per Port)			UEPPX	NDT	0.00						15.20	
	Additional DID Numbers for each Group of 20 DID Numbers			UEPPX	ND4	0.00						15.20	
	DID Numbers, Non- consecutive DID Numbers , Per Number			UEPPX	ND5	0.00						15.20	
	Reserve Non-Consecutive DID numbers			UEPPX	ND6	0.00						15.20	
	Reserve DID Numbers			UEPPX	NDV	0.00						15.20	
LOCAL NUMBER PORTABILITY													
	Local Number Portability (1 per port)			UEPPX	LNPCP	3.15							
2-WIRE ISDN DIGITAL GRADE LOOP WITH 2-WIRE ISDN DIGITAL LINE SIDE PORT													
UNE Port/Loop Combination Rates													
	2W ISDN Digital Grade Loop/2W ISDN Digital Line Side Port - UNE Zone 1		1	UEPPB	UEPPR	84.09							
	2W ISDN Digital Grade Loop/2W ISDN Digital Line Side Port - UNE Zone 2		2	UEPPB	UEPPR	96.95							
	2W ISDN Digital Grade Loop/2W ISDN Digital Line Side Port - UNE Zone 3		3	UEPPB	UEPPR	127.60							
UNE Loop Rates													
	2-Wire ISDN Digital Grade Loop - UNE Zone 1		1	UEPPB	UEPPR	19.09						15.20	

UNBUNDLED NETWORK ELEMENTS - Louisiana											Attachment: 2		Exhibit: B								
CATEGORY	RATE ELEMENTS	Interim	Zone	BCS	USOC	RATES(\$)	Svc Order Submitted Elec per LSR	Svc Order Submitted Manually per LSR	Incremental Charge - Manual Svc Order vs. Electronic-1st	Incremental Charge - Manual Svc Order vs. Electronic-Add'l	Incremental Charge - Manual Svc Order vs. Electronic-Disc 1st	Incremental Charge - Manual Svc Order vs. Electronic-Disc Add'l	OSS Rates(\$)								
													Rec	Nonrecurring		Nonrecurring Disconnect		SOMEc	SOMAN	SOMAN	SOMAN
													First	Add'l	First	Add'l					
	2-Wire ISDN Digital Grade Loop - UNE Zone 2		2	UEPPB UEPPR USL2X		31.95															15.20
	2-Wire ISDN Digital Grade Loop - UNE Zone 3		3	UEPPB UEPPR USL2X		62.60															15.20
	UNE Port Rate																				
	Exchange Port - 2-Wire ISDN Line Side Port			UEPPB UEPPR UEPPB		65.00		525.00	400.00												15.20
	NONRECURRING CHARGES - CURRENTLY COMBINED																				
	2-Wire ISDN Digital Grade Loop / 2-Wire ISDN Line Side Port Combination - Conversion - Top 8 MSAs only			UEPPB UEPPR USACB		0.00		230.00	230.00												15.20
	ADDITIONAL NRCs																				
	LOCAL NUMBER PORTABILITY																				
	Local Number Portability (1 per port)			UEPPB UEPPR LNPCX		0.35		0.00	0.00												
	B-CHANNEL USER PROFILE ACCESS:																				
	CVS/CSD (DMS/5ESS)			UEPPB UEPPR U1UCA		0.00		0.00	0.00												
	CVS (EWSD)			UEPPB UEPPR U1UCB		0.00		0.00	0.00												
	CSD			UEPPB UEPPR U1UCC		0.00		0.00	0.00												
	B-CHANNEL AREA PLUS USER PROFILE ACCESS: (AL,KY,LA,MS SC,MS, & TN)																				
	CVS/CSD (DMS/5ESS)			UEPPB UEPPR U1UCD		0.00		0.00	0.00												
	CVS (EWSD)			UEPPB UEPPR U1UCE		0.00		0.00	0.00												
	CSD			UEPPB UEPPR U1UCF		0.00		0.00	0.00												
	USER TERMINAL PROFILE																				
	User Terminal Profile (EWSD only)			UEPPB UEPPR U1UMA		0.00		0.00	0.00												
	VERTICAL FEATURES																				
	All Vertical Features - One per Channel B User Profile			UEPPB UEPPR UEPVF		0.00		0.00	0.00												15.20
	INTEROFFICE CHANNEL MILEAGE																				
	Interoffice Channel mileage each, including first mile and facilities termination			UEPPB UEPPR M1GNC		22.613		39.36	26.62												15.20
	Interoffice Channel mileage each, additional mile			UEPPB UEPPR M1GNM		0.013		0.00	0.00												15.20
	4-WIRE DS1 DIGITAL LOOP WITH 4-WIRE ISDN DS1 DIGITAL TRUNK PORT																				
	UNE Port/Loop Combination Rates																				
	4W DS1 Digital Loop/4W ISDN DS1 Digital Trunk Port - UNE Zone 1		1	UEPPP		935.70															
	4W DS1 Digital Loop/4W ISDN DS1 Digital Trunk Port - UNE Zone 2		2	UEPPP		1,044.96															
	4W DS1 Digital Loop/4W ISDN DS1 Digital Trunk Port - UNE Zone 3		3	UEPPP		1,341.94															
	UNE Loop Rates																				
	4-Wire DS1 Digital Loop - UNE Zone 1		1	UEPPP USL4P		85.70															15.20
	4-Wire DS1 Digital Loop - UNE Zone 2		2	UEPPP USL4P		194.96															15.20
	4-Wire DS1 Digital Loop - UNE Zone 3		3	UEPPP USL4P		491.94															15.20
	UNE Port Rate																				
	Exchange Ports - 4-Wire ISDN DS1 Port			UEPPP UEPPP		850.00		1,150.00	1,150.00												15.20
	NONRECURRING CHARGES - CURRENTLY COMBINED																				
	4-Wire DS1 Digital Loop / 4-Wire ISDN DS1 Digital Trunk Port Combination - Conversion -Switch-As-Is Top 8 MSAs only			UEPPP USACP		0.00		950.00	950.00												15.20
	ADDITIONAL NRCs																				
	4-Wire DS1 Loop/4-W ISDN Digt Trk Port - Subsqct Actvy-Inward/two way tel nos within Std Allowance (except NC)			UEPPP PR7TF				0.48													15.20
	4-Wire DS1 Loop / 4-Wire ISDN DS1 Digital Trunk Port - Outward Tel Numbers (All States except NC)			UEPPP PR7TO				11.18	11.18												15.20
	4-Wire DS1 Loop / 4-Wire ISDN DS1 Digital Trk Port - Subsequent Inward Tel Nos Above Std Allowance			UEPPP PR7ZT				22.35	22.35												15.20
	LOCAL NUMBER PORTABILITY																				
	Local Number Portability (1 per port)			UEPPP LNPCN		1.75															
	INTERFACE (Provisioning Only)																				
	Voice/Data			UEPPP PR71V		0.00		0.00	0.00												
	Digital Data			UEPPP PR71D		0.00		0.00	0.00												
	Inward Data			UEPPP PR71E		0.00		0.00	0.00												
	New or Additional "B" Channel																				
	New or Additional - Voice/Data B Channel			UEPPP PR7BV		0.00		14.11													15.20

UNBUNDLED NETWORK ELEMENTS - Louisiana											Attachment: 2		Exhibit: B								
CATEGORY	RATE ELEMENTS	Interim	Zone	BCS	USOC	RATES(\$)	Svc Order Submitted Elec per LSR	Svc Order Submitted Manually per LSR	Incremental Charge - Manual Svc Order vs. Electronic-1st	Incremental Charge - Manual Svc Order vs. Electronic-Add'l	Incremental Charge - Manual Svc Order vs. Electronic-Disc 1st	Incremental Charge - Manual Svc Order vs. Electronic-Disc Add'l	OSS Rates(\$)								
													Rec	Nonrecurring		Nonrecurring Disconnect		SOMEc	SOMAN	SOMAN	SOMAN
													First	Add'l	First	Add'l					
	DID Numbers, Non- consecutive DID Numbers , Per Number			UEPDC	ND5	0.00															
	Reserve Non-Consecutive DID Nos.			UEPDC	ND6	0.00	0.00	0.00													
	Reserve DID Numbers			UEPDC	NDV	0.00	0.00	0.00													
	Dedicated DS1 (Interoffice Channel Mileage) -																				
	FX/FCO for 4-Wire DS1 Digital Loop with 4-Wire DDITS Trunk Port																				
	Interoffice Channel Mileage - Fixed rate 0-8 miles (Facilities Termination)			UEPDC	1LNO1	70.47	86.69	79.44													
	Interoffice Channel Mileage - Additional rate per mile - 0-8 miles			UEPDC	1LNOA	0.2652	0.00	0.00													
	Interoffice Channel Mileage - Fixed rate 9-25 miles (Facilities Termination)			UEPDC	1LNO2	0.00	0.00	0.00													
	Interoffice Channel Mileage - Additional rate per mile - 9-25 miles			UEPDC	1LNOB	0.2652	0.00	0.00													
	Interoffice Channel Mileage - Fixed rate 25+ miles (Facilities Termination)			UEPDC	1LNO3	0.00	0.00	0.00													
	Interoffice Channel Mileage - Additional rate per mile - 25+ miles			UEPDC	1LNOC	0.2652	0.00	0.00													
	Local Number Portability, per DS0 Activated			UEPDC	LNPCP	3.15	0.00	0.00													
	Central Office Terminating Point			UEPDC	CTG	0.00															
	4-WIRE DS1 LOOP WITH CHANNELIZATION WITH PORT																				
	System is 1 DS1 Loop, 1 D4 Channel Bank, and up to 24 Feature Activations																				
	A system can have various rate combinations based on type and number of ports used																				
	UNE DS1 Loop																				
	4-Wire DS1 Loop - UNE Zone 1		1	UEPMG	USLDC	85.70	0.00	0.00													
	4-Wire DS1 Loop - UNE Zone 2		2	UEPMG	USLDC	194.96	0.00	0.00													
	4-Wire DS1 Loop - UNE Zone 3		3	UEPMG	USLDC	491.94	0.00	0.00													
	UNE DSO Channelization Capacities (D4 Channel Bank Configurations)																				
	24 DSO Channel Capacity - 1 per DS1			UEPMG	VUM24	97.35	0.00	0.00													
	48 DSO Channel Capacity - 1 per 2 DS1s			UEPMG	VUM48	194.70	0.00	0.00													
	96 DSO Channel Capacity -1per 4 DS1s			UEPMG	VUM96	389.40	0.00	0.00													
	144 DSO Channel Capacity - 1 per 6 DS1s			UEPMG	VUM144	584.10	0.00	0.00													
	192 DSO Channel Capacity -1 per 8 DS1s			UEPMG	VUM192	778.80	0.00	0.00													
	240 DSO Channel Capacity - 1 per 10 DS1s			UEPMG	VUM240	973.50	0.00	0.00													
	288 DSO Channel Capacity - 1 per 12 DS1s			UEPMG	VUM288	1,168.20	0.00	0.00													
	384 DSO Channel Capacity - 1 per 16 DS1s			UEPMG	VUM384	1,557.60	0.00	0.00													
	480 DSO Channel Capacity - 1 per 20 DS1s			UEPMG	VUM480	1,947.00	0.00	0.00													
	576 DSO Channel Capacity -1 per 24 DS1s			UEPMG	VUM576	2,336.40	0.00	0.00													
	672 DSO Channel Capacity - 1 per 28 DS1s			UEPMG	VUM672	2,725.80	0.00	0.00													
	Non-Recurring Charges (NRC) Associated with 4-Wire DS1 Loop with Channelization with Port - Conversion Charge Based on a System																				
	A Minimum System configuration is One (1) DS1, One (1) D4 Channel Bank, and Up To 24 DSO Ports with Feature Activations.																				
	Multiples of this configuration functioning as one are considered Add'l after the minimum system configuration is counted.																				
	NRC - Conversion (Currently Combined) with or without BellSouth Allowed Changes - Top 8 MSAs Only			UEPMG	USAC4	0.00	450.00	50.00													
	System Additions Where Currently Combined and New (Not Currently Combined)																				
	In Top 8 MSAs and AL, FL, and NC Only																				
	1 DS1/D4 Channel Bank - Add NRC for each Port and Assoc Fea Activation -			UEPMG	VUMD4	0.00	900.00	600.00													
	Bipolar 8 Zero Substitution																				
	Clear Channel Capability Format, superframe - Subsequent Activity Only			UEPMG	CCOSF	0.00	0.00	605.00													
	Clear Channel Capability Format - Extended Superframe - Subsequent Activity Only			UEPMG	CCOEF	0.00	0.00	605.00													
	Alternate Mark Inversion (AMI)																				
	Superframe Format			UEPMG	MCOSF	0.00	0.00	0.00													
	Extended Superframe Format			UEPMG	MCOPO	0.00	0.00	0.00													
	Exchange Ports Associated with 4-Wire DS1 Loop with Channelization with Port																				
	Exchange Ports																				
	Line Side Combination Channelized PBX Trunk Port - Business			UEPPX	UEPCX	14.00	0.00	0.00													

UNBUNDLED NETWORK ELEMENTS - Louisiana											Attachment: 2		Exhibit: B							
CATEGORY	RATE ELEMENTS	Interim	Zone	BCS	USOC	RATES(\$)	Svc Order Submitted Elec per LSR	Svc Order Submitted Manually per LSR	Incremental Charge - Manual Svc Order vs. Electronic-1st	Incremental Charge - Manual Svc Order vs. Electronic-Add'l	Incremental Charge - Manual Svc Order vs. Electronic-Disc 1st	Incremental Charge - Manual Svc Order vs. Electronic-Disc Add'l	OSS Rates(\$)							
													Rec	Nonrecurring		Nonrecurring Disconnect		SOMEc	SOMAN	SOMAN
													First	Add'l	First	Add'l				
	Line Side Outward Channelized PBX Trunk Port - Business			UEPPX	UEPOX	14.00							0.00	0.00				15.20		
	Line Side Inward Only Channelized PBX Trunk Port without DID			UEPPX	UEP1X	14.00							0.00	0.00				15.20		
	2-Wire Trunk Side Unbundled Channelized DID Trunk Port			UEPPX	UEPDM	36.00							0.00	0.00				15.20		
Feature Activations - Unbundled Loop Concentration																				
	Feature (Service) Activation for each Line Side Port Terminated in D4 Bank			UEPPX	1PQWM	0.6497							40.00	20.00				15.20		
	Feature (Service) Activation for each Trunk Side Port Terminated in D4 Bank			UEPPX	1PQWU	0.6497							110.00	30.00				15.20		
Telephone Number/ Group Establishment Charges for DID Service																				
	DID Trunk Termination (1 per Port)			UEPPX	NDT	0.00							0.00	0.00				15.20		
	DID Numbers - groups of 20 - Valid all States			UEPPX	ND4	0.00							0.00	0.00				15.20		
	Non-Consecutive DID Numbers - per number			UEPPX	ND5	0.00							0.00	0.00				15.20		
	Reserve Non-Consecutive DID Numbers			UEPPX	ND6	0.00							0.00	0.00				15.20		
	Reserve DID Numbers			UEPPX	NDV	0.00							0.00	0.00				15.20		
Local Number Portability																				
	Local Number Portability - 1 per port			UEPPX	LNPCP	3.15							0.00	0.00						
FEATURES - Vertical and Optional																				
Local Switching Features Offered with Line Side Ports Only																				
	All Features Available			UEPPX	UEPVF	0.00							0.00	0.00				15.20		
UNBUNDLED CENTREX PORT/LOOP COMBINATIONS - COST BASED RATES																				
1. Cost Based Rates are applied where BellSouth is required by FCC and/or State Commission rule to provide Unbundled Local Switching or Switch Ports.																				
2. Features shall apply to the Unbundled Port/Loop Combination - Cost Based Rate section in the same manner as they are applied to the Stand-Alone Unbundled Port section of this Rate Exhibit.																				
3. End Office and Tandem Switching Usage and Common Transport Usage rates in the Port section of this rate exhibit shall apply to all combinations of loop/port network elements except for UNE Coin Port/Loop Combinations. For Georgia, Kentucky, Louisiana, Mississippi and Tennessee, the recurring UNE Port and Loop charges listed apply to Currently Combined and Not Currently Combined Combos. The the first and additional Port nonrecurring charges apply to Not Currently Combined Combos for all states. In GA, KY, LA, MS and TN these nonrecurring charges are commission ordered cost based rates and in AL, FL, NC and SC these nonrecurring charges are Market Rates and are listed in the Market Rate section. For Currently Combined Combos in all other states, the nonrecurring charges shall be those identified in the Nonrecurring - Currently Combined sections.																				
5. Market Rates for Unbundled Centrex Port/Loop Combination will be negotiated on an Individual Case Basis, until further notice.																				
UNE-P CENTREX - 1AESS - (Valid in AL,FL,GA,KY,LA,MS,&TN only)																				
2-Wire VG Loop/2-Wire Voice Grade Port (Centrex) Combo																				
UNE Port/Loop Combination Rates (Non-Design)																				
	2-Wire VG Loop/2-Wire Voice Grade Port (Centrex) Port Combo - Non-Design		1	UEP91		13.13														
	2-Wire VG Loop/2-Wire Voice Grade Port (Centrex)Port Combo - Non-Design		2	UEP91		23.75														
	2-Wire VG Loop/2-Wire Voice Grade Port (Centrex)Port Combo - Non-Design		3	UEP91		49.62														
UNE Port/Loop Combination Rates (Design)																				
	2-Wire VG Loop/2-Wire Voice Grade Port (Centrex) Port Combo - Design		1	UEP91		16.29														
	2-Wire VG Loop/2-Wire Voice Grade Port (Centrex)Port Combo - Design		2	UEP91		26.71														
	2-Wire VG Loop/2-Wire Voice Grade Port (Centrex)Port Combo - Design		3	UEP91		48.26														
UNE Loop Rate																				
	2-Wire Voice Grade Loop (SL 1) - Zone 1		1	UEP91	UECS1	11.77														
	2-Wire Voice Grade Loop (SL 1) - Zone 2		2	UEP91	UECS1	22.39														
	2-Wire Voice Grade Loop (SL 1) - Zone 3		3	UEP91	UECS1	48.26														
	2-Wire Voice Grade Loop (SL 2) - Zone 1		1	UEP91	UECS2	14.93														
	2-Wire Voice Grade Loop (SL 2) - Zone 2		2	UEP91	UECS2	25.35														
	2-Wire Voice Grade Loop (SL 2) - Zone 3		3	UEP91	UECS2	50.46														
UNE Ports																				
All States (Except North Carolina and Sout Carolina)																				
	2-Wire Voice Grade Port (Centrex) Basic Local Area			UEP91	UEPYA	1.36							38.85	19.08				15.20		
	2-Wire Voice Grade Port (Centrex 800 termination)Basic Local Area			UEP91	UEPYB	1.36							38.85	19.08				15.20		
	2-Wire Voice Grade Port (Centrex with Caller ID)1Basic Local Area			UEP91	UEPYH	1.36							38.85	19.08				15.20		

UNBUNDLED NETWORK ELEMENTS - Louisiana											Attachment: 2		Exhibit: B										
CATEGORY	RATE ELEMENTS	Interim	Zone	BCS	USOC	RATES(\$)	Svc Order Submitted Elec per LSR	Svc Order Submitted Manually per LSR	Incremental Charge - Manual Svc Order vs. Electronic-1st	Incremental Charge - Manual Svc Order vs. Electronic-Add'l	Incremental Charge - Manual Svc Order vs. Electronic-Disc 1st	Incremental Charge - Manual Svc Order vs. Electronic-Disc Add'l	OSS Rates(\$)										
													Rec	Nonrecurring		Nonrecurring Disconnect		SOMEc	SOMAN	SOMAN	SOMAN	SOMAN	SOMAN
													First	Add'l	First	Add'l							
	2-Wire Voice Grade Port (Centrex / EBS-PSET)3Basic Local Area			UEP9D	UEPYC	1.36							38.85	19.08						15.20			
	2-Wire Voice Grade Port (Centrex / EBS-M5009)3Basic Local Area			UEP9D	UEPYD	1.36							38.85	19.08						15.20			
	2-Wire Voice Grade Port (Centrex / EBS-M5209)3 Basic Local Area			UEP9D	UEPYE	1.36							38.85	19.08						15.20			
	2-Wire Voice Grade Port (Centrex / EBS-M5112)3 Basic Local Area			UEP9D	UEPYF	1.36							38.85	19.08						15.20			
	2-Wire Voice Grade Port (Centrex / EBS-M5312)3Basic Local Area			UEP9D	UEPYG	1.36							38.85	19.08						15.20			
	2-Wire Voice Grade Port (Centrex / EBS-M5008)3 Basic Local Area			UEP9D	UEPYT	1.36							38.85	19.08						15.20			
	2-Wire Voice Grade Port (Centrex / EBS-M5208)3 Basic Local Area			UEP9D	UEPYU	1.36							38.85	19.08						15.20			
	2-Wire Voice Grade Port (Centrex / EBS-M5216)3 Basic Local Area			UEP9D	UEPYV	1.36							38.85	19.08						15.20			
	2-Wire Voice Grade Port (Centrex / EBS-M5316)3 Basic Local Area			UEP9D	UEPY3	1.36							38.85	19.08						15.20			
	2-Wire Voice Grade Port (Centrex with Caller ID) Basic Local Area			UEP9D	UEPYH	1.36							38.85	19.08						15.20			
	2-Wire Voice Grade Port (Centrex/Caller ID/Msg Wtg Lamp Indication))3 Basic Local Area			UEP9D	UEPYW	1.36							38.85	19.08						15.20			
	2-Wire Voice Grade Port (Centrex/Msg Wtg Lamp Indication))3 Basic Local Area			UEP9D	UEPYJ	1.36							38.85	19.08						15.20			
	2-Wire Voice Grade Port (Centrex from diff Serving Wire Center) 2 Basic Local Area			UEP9D	UEPYM	1.36							104.41	67.93						15.20			
	2-Wire Voice Grade Port (Centrex/differ SWC /EBS-PSET)2, 3 Basic Local Area			UEP9D	UEPYO	1.36							104.41	67.93						15.20			
	2-Wire Voice Grade Port (Centrex/differ SWC /EBS-M5009)2, 3 Basic Local Area			UEP9D	UEPYP	1.36							104.41	67.93						15.20			
	2-Wire Voice Grade Port (Centrex/differ SWC /EBS-5209)2, 3 Basic Local Area			UEP9D	UEPYQ	1.36							104.41	67.93						15.20			
	2-Wire Voice Grade Port (Centrex/differ SWC /EBS-M5112)2, 3 Basic Local Area			UEP9D	UEPYR	1.36							104.41	67.93						15.20			
	2-Wire Voice Grade Port (Centrex/differ SWC /EBS-M5312)2, 3 Basic Local Area			UEP9D	UEPYS	1.36							104.41	67.93						15.20			
	2-Wire Voice Grade Port (Centrex/differ SWC /EBS-M5008)2, 3 Basic Local Area			UEP9D	UEPY4	1.36							104.41	67.93						15.20			
	2-Wire Voice Grade Port (Centrex/differ SWC /EBS-M5208)2, 3 Basic Local Area			UEP9D	UEPY5	1.36							104.41	67.93						15.20			
	2-Wire Voice Grade Port (Centrex/differ SWC /EBS-M5216)2, 3 Basic Local Area			UEP9D	UEPY6	1.36							104.41	67.93						15.20			
	2-Wire Voice Grade Port (Centrex/differ SWC /EBS-M5316)2, 3 Basic Local Area			UEP9D	UEPY7	1.36							104.41	67.93						15.20			
	2-Wire Voice Grade Port, Diff Serving Wire Center - 800 Service Term			UEP9D	UEPYZ	1.36							104.41	67.93						15.20			
	2-Wire Voice Grade Port terminated in on Megalink or equivalent Basic Local Area			UEP9D	UEPY9	1.36							38.85	19.08						15.20			
	2-Wire Voice Grade Port Terminated on 800 Service Term Basic Local Area			UEP9D	UEPY2	1.36							38.85	19.08						15.20			
	AL, KY, LA, MS, SC, & TN Only																						
	2-Wire Voice Grade Port (Centrex)			UEP9D	UEPQA	1.36							38.85	19.08						15.20			
	2-Wire Voice Grade Port (Centrex 800 termination)			UEP9D	UEPQB	1.36							38.85	19.08						15.20			
	2-Wire Voice Grade Port (Centrex / EBS-PSET)3			UEP9D	UEPQC	1.36							38.85	19.08						15.20			
	2-Wire Voice Grade Port (Centrex / EBS-M5009)3			UEP9D	UEPQD	1.36							38.85	19.08						15.20			
	2-Wire Voice Grade Port (Centrex / EBS-M5209)3			UEP9D	UEPQE	1.36							38.85	19.08						15.20			
	2-Wire Voice Grade Port (Centrex / EBS-M5112)3			UEP9D	UEPQF	1.36							38.85	19.08						15.20			
	2-Wire Voice Grade Port (Centrex / EBS-M5312)3			UEP9D	UEPQG	1.36							38.85	19.08						15.20			
	2-Wire Voice Grade Port (Centrex / EBS-M5008)3			UEP9D	UEPQT	1.36							38.85	19.08						15.20			

UNBUNDLED NETWORK ELEMENTS - Louisiana											Attachment: 2		Exhibit: B							
CATEGORY	RATE ELEMENTS	Interim	Zone	BCS	USOC	RATES(\$)	Svc Order Submitted Elec per LSR	Svc Order Submitted Manually per LSR	Incremental Charge - Manual Svc Order vs. Electronic-1st	Incremental Charge - Manual Svc Order vs. Electronic-Add'l	Incremental Charge - Manual Svc Order vs. Electronic-Disc 1st	Incremental Charge - Manual Svc Order vs. Electronic-Disc Add'l	OSS Rates(\$)							
													Rec	Nonrecurring		Nonrecurring Disconnect		SOMEc	SOMAN	SOMAN
													First	Add'l	First	Add'l				
	2-Wire Voice Grade Port (Centrex / EBS-M5208)3			UEP9D	UEPQU	1.36							38.85	19.08						
	2-Wire Voice Grade Port (Centrex / EBS-M5216)3			UEP9D	UEPQV	1.36							38.85	19.08						
	2-Wire Voice Grade Port (Centrex / EBS-M5316)3			UEP9D	UEPQ3	1.36							38.85	19.08						
	2-Wire Voice Grade Port (Centrex with Caller ID)			UEP9D	UEPQH	1.36							38.85	19.08						
	2-Wire Voice Grade Port (Centrex/Caller ID/Msg Wtg Lamp Indication)3			UEP9D	UEPQW	1.36							38.85	19.08						
	2-Wire Voice Grade Port (Centrex/Msg Wtg Lamp Indication)3			UEP9D	UEPQJ	1.36							38.85	19.08						
	2-Wire Voice Grade Port (Centrex from diff Serving Wire Center) 2			UEP9D	UEPQM	1.36							104.41	67.93						
	2-Wire Voice Grade Port (Centrex/differ SWC /EBS-PSET)2, 3			UEP9D	UEPQO	1.36							104.41	67.93						
	2-Wire Voice Grade Port (Centrex/differ SWC /EBS-M5009)2, 3			UEP9D	UEPQP	1.36							104.41	67.93						
	2-Wire Voice Grade Port (Centrex/differ SWC /EBS-5209)2, 3			UEP9D	UEPQQ	1.36							104.41	67.93						
	2-Wire Voice Grade Port (Centrex/differ SWC /EBS-M5112)2, 3			UEP9D	UEPQR	1.36							104.41	67.93						
	2-Wire Voice Grade Port (Centrex/differ SWC /EBS-M5312)2, 3			UEP9D	UEPQS	1.36							104.41	67.93						
	2-Wire Voice Grade Port (Centrex/differ SWC /EBS-M5008)2, 3			UEP9D	UEPQ4	1.36							104.41	67.93						
	2-Wire Voice Grade Port (Centrex/differ SWC /EBS-M5208)2, 3			UEP9D	UEPQ5	1.36							104.41	67.93						
	2-Wire Voice Grade Port (Centrex/differ SWC /EBS-M5216)2, 3			UEP9D	UEPQ6	1.36							104.41	67.93						
	2-Wire Voice Grade Port (Centrex/differ SWC /EBS-M5316)2, 3			UEP9D	UEPQ7	1.36							104.41	67.93						
	2-Wire Voice Grade Port, Diff Serving Wire Center - 800 Service Term			UEP9D	UEPQZ	1.36							104.41	67.93						
	2-Wire Voice Grade Port terminated in on Megalink or equivalent			UEP9D	UEPQ9	1.36							38.85	19.08						
	2-Wire Voice Grade Port Terminated on 800 Service Term			UEP9D	UEPQ2	1.36							38.85	19.08						
	Local Switching																			
	Centrex Intercom Functionality, per port			UEP9D	URECS	0.8577														
	Local Number Portability																			
	Local Number Portability (1 per port)			UEP9D	LNPCc	0.35														
	Features																			
	All Standard Features Offered, per port			UEP9D	UEPVF	0.00														
	All Select Features Offered, per port			UEP9D	UEPVS	0.00							412.25							
	All Centrex Control Features Offered, per port			UEP9D	UEPVC	0.00														
	NARS																			
	Unbundled Network Access Register - Combination			UEP9D	UARCX	0.00							0.00	0.00						
	Unbundled Network Access Register - Inward			UEP9D	UAR1X	0.00							0.00	0.00						
	Unbundled Network Access Register - Outdial			UEP9D	UAROx	0.00							0.00	0.00						
	Miscellaneous Terminations																			
	2-Wire Trunk Side																			
	Trunk Side Terminations, each			UEP9D	CEND6	8.29							115.85	18.20						
	4-Wire Digital (1.544 Megabits)																			
	DS1 Circuit Terminations, each			UEP9D	M1HD1	68.47							196.18	98.62						
	DS0 Channels Activated per Channel			UEP9D	M1HDO	0.00							14.06							
	Interoffice Channel Mileage - 2-Wire																			
	Interoffice Channel Facilities Termination			UEP9D	MIGBC	22.60							39.36	26.62						
	Interoffice Channel mileage, per mile or fraction of mile			UEP9D	MIGBM	0.013														
	Feature Activations (DS0) Centrex Loops on Channelized DS1 Service																			
	D4 Channel Bank Feature Activations																			
	Feature Activation on D-4 Channel Bank Centrex Loop Slot			UEP9D	1PQWS	0.6497														
	Feature Activation on D-4 Channel Bank FX line Side Loop Slot			UEP9D	1PQW6	0.6497														
	Feature Activation on D-4 Channel Bank FX Trunk Side Loop Slot			UEP9D	1PQW7	0.6497														

UNBUNDLED NETWORK ELEMENTS - Louisiana										Attachment: 2		Exhibit: B								
CATEGORY	RATE ELEMENTS	Interim	Zone	BCS	USOC	RATES(\$)	Svc Order Submitted Elec per LSR	Svc Order Submitted Manually per LSR	Incremental Charge - Manual Svc Order vs. Electronic-1st	Incremental Charge - Manual Svc Order vs. Electronic-Add'l	Incremental Charge - Manual Svc Order vs. Electronic-Disc 1st	Incremental Charge - Manual Svc Order vs. Electronic-Disc Add'l	OSS Rates(\$)							
													Rec	Nonrecurring		Nonrecurring Disconnect		SOMEc	SOMAN	SOMAN
													First	Add'l	First	Add'l				
	2-Wire VG Loop/2-Wire Voice Grade Port (Centrex)Port Combo - Design		2	UEP93		26.71														
	2-Wire VG Loop/2-Wire Voice Grade Port (Centrex)Port Combo - Design		3	UEP93		51.82														
	UNE Loop Rate																			
	2-Wire Voice Grade Loop (SL 1) - Zone 1		1	UEP93	UECS1	11.77														
	2-Wire Voice Grade Loop (SL 1) - Zone 2		2	UEP93	UECS1	22.36														
	2-Wire Voice Grade Loop (SL 1) - Zone 3		3	UEP93	UECS1	48.26														
	2-Wire Voice Grade Loop (SL 2) - Zone 1		1	UEP93	UECS2	14.93														
	2-Wire Voice Grade Loop (SL 2) - Zone 2		2	UEP93	UECS2	25.35														
	2-Wire Voice Grade Loop (SL 2) - Zone 3		3	UEP93	UECS2	50.46														
	UNE Port Rate																			
	AL, KY, LA, MS, & TN only																			
	2-Wire Voice Grade Port (Centrex) Basic Local Area			UEP93	UEPYA	1.36	38.85	19.08				15.20								
	2-Wire Voice Grade Port (Centrex 800 termination)Basic Local Area			UEP93	UEPYB	1.36	38.85	19.08				15.20								
	2-Wire Voice Grade Port (Centrex with Caller ID)1Basic Local Area			UEP93	UEPYH	1.36	38.85	19.08				15.20								
	2-Wire Voice Grade Port (Centrex from diff Serving Wire Center)2 Basic Local Area			UEP93	UEPYM	1.36	104.41	67.93				15.20								
	2-Wire Voice Grade Port, Diff Serving Wire Center - 800 Service Term - Basic Local Area			UEP93	UEPYZ	1.36	104.41	67.93				15.20								
	2-Wire Voice Grade Port terminated in on Megalink or equivalent - Basic Local Area			UEP93	UEPY9	1.36	38.85	19.08				15.20								
	2-Wire Voice Grade Port Terminated on 800 Service Term - Basic Local Area			UEP93	UEPY2	1.36	38.85	19.08				15.20								
	2-Wire Voice Grade Port (Centrex)			UEP93	UEPQA	1.36	38.85	19.08				15.20								
	2-Wire Voice Grade Port (Centrex 800 termination)			UEP93	UEPQB	1.36	38.85	19.08				15.20								
	2-Wire Voice Grade Port (Centrex with Caller ID)1			UEP93	UEPQH	1.36	38.85	19.08				15.20								
	2-Wire Voice Grade Port (Centrex from diff Serving Wire Center)2			UEP93	UEPQM	1.36	104.41	67.93				15.20								
	2-Wire Voice Grade Port, Diff Serving Wire Center - 800 Service Term			UEP93	UEPQZ	1.36	104.41	67.93				15.20								
	2-Wire Voice Grade Port terminated in on Megalink or equivalent			UEP93	UEPQ9	1.36	38.85	19.08				15.20								
	2-Wire Voice Grade Port Terminated on 800 Service Term			UEP93	UEPQ2	1.36	38.85	19.08				15.20								
	Local Switching																			
	Centrex Intercom Funtionality, per port			UEP93	URECS	0.8577														
	Local Number Portability																			
	Local Number Portability (1 per port)			UEP93	LNCCC	0.35														
	Features																			
	All Standard Features Offered, per port			UEP93	UEPVF	0.00						15.20								
	All Centrex Control Features Offered, per port			UEP93	UEPVC	0.00						15.20								
	NARS																			
	Unbundled Network Access Register - Combination			UEP93	UARCX	0.00	0.00	0.00				15.20								
	Unbundled Network Access Register - Indial			UEP93	UAR1X	0.00	0.00	0.00				15.20								
	Unbundled Network Access Register - Outdial			UEP93	UAROx	0.00	0.00	0.00				15.20								
	Miscellaneous Terminations																			
	2-Wire Trunk Side																			
	Trunk Side Terminations, each			UEP93	CEND6	8.27	115.85	18.20				15.20								
	4-Wire Digital (1.544 Megabits)																			
	DS1 Circuit Terminations, each			UEP93	M1HD1	68.47	196.18	92.92				15.20								
	DS0 Channels Activated, Per Channel			UEP93	M1HDO	0.00	14.01					15.20								
	Interoffice Channel Mileage - 2-Wire																			
	Interoffice Channel Facilities Termination			UEP93	MIGBC	22.60	39.36	26.62				15.20								
	Interoffice Channel mileage, per mile or fraction of mile			UEP93	MIGBM	0.013														
	Feature Activations (DS0) Centrex Loops on Channelized DS1 Service																			
	D4 Channel Bank Feature Activations																			
	Feature Activation on D-4 Channel Bank Centrex Loop Slot			UEP93	1PQWS	0.6497						15.20								

UNBUNDLED NETWORK ELEMENTS - Louisiana										Attachment: 2		Exhibit: B			
CATEGORY	RATE ELEMENTS	Interim	Zone	BCS	USOC	RATES(\$)				Svc Order Submitted Elec per LSR	Svc Order Submitted Manually per LSR	Incremental Charge - Manual Svc Order vs. Electronic-1st	Incremental Charge - Manual Svc Order vs. Electronic-Add'l	Incremental Charge - Manual Svc Order vs. Electronic-Disc 1st	Incremental Charge - Manual Svc Order vs. Electronic-Disc Add'l
						Rec	Nonrecurring		Nonrecurring Disconnect						
							First	Add'l	First	Add'l	SOME C	SOMAN	SOMAN	SOMAN	SOMAN
	Feature Activation on D-4 Channel Bank FX Line Side Loop Slot			UEP93	1PQW6	0.6497						15.20			
	Feature Activation on D-4 Channel Bank FX Trunk Side Loop Slot			UEP93	1PQW7	0.6497						15.20			
	Feature Activation on D-4 Channel Bank Centrex Loop Slot - Different Wire Center			UEP93	1PQWP	0.6497						15.20			
	Feature Activation on D-4 Channel Bank Private Line Loop Slot			UEP93	1PQWV	0.6497						15.20			
	Feature Activation on D-4 Channel Bank Tie Line/Trunk Loop Slot			UEP93	1PQWQ	0.6497						15.20			
	Feature Activation on D-4 Channel Bank WATS Loop Slot			UEP93	1PQWA	0.6497						15.20			
	Non-Recurring Charges (NRC) Associated with UNE-P Centrex														
	NRC Conversion Currently Combined Switch-As-Is with allowed changes, per port			UEP93	USAC2		0.10	0.10				15.20			
	Conversion of Existing Centrex Common Block, each			UEP93	USACN		36.66	16.10				15.20			
	New Centrex Standard Common Block			UEP93	M1ACS	0.00	680.40					15.20			
	New Centrex Customized Common Block			UEP93	M1ACC	0.00	680.40					15.20			
	NAR Establishment Charge, Per Occasion			UEP93	URECA	0.00	73.93					15.20			
	Note 1 - Required Port for Centrex Control in 1AESS, 5ESS & EWSD														
	Note 2 - Requires Interoffice Channel Mileage														
	Note 3 - Requires Specific Customer Premises Equipment														
	NOTE: Rates displaying an "R" in Interim column are interim and subject to rate true-up as set forth in General Terms and Conditions.														

UNBUNDLED NETWORK ELEMENTS - Mississippi											Attachment: 2		Exhibit: B							
CATEGORY	RATE ELEMENTS	Interim	Zone	BCS	USOC	RATES(\$)	Svc Order Submitted Elec per LSR	Svc Order Submitted Manually per LSR	Incremental Charge - Manual Svc Order vs. Electronic-1st	Incremental Charge - Manual Svc Order vs. Electronic-Add'l	Incremental Charge - Manual Svc Order vs. Electronic-Disc 1st	Incremental Charge - Manual Svc Order vs. Electronic-Disc Add'l	OSS Rates(\$)							
													Rec	Nonrecurring		Nonrecurring Disconnect		SOMEc	SOMAN	SOMAN
													First	Add'l	First	Add'l				
	2-Wire Analog Voice Grade Loop - Service Level 2 w/Loop or Ground Start Signaling - Zone 3		3	UEA	UEAL2	27.55							105.96	68.28	52.82	10.37				15.75
	2-Wire Analog Voice Grade Loop - Service Level 2 w/Loop or Ground Start Signaling - Zone 4		4	UEA	UEAL2	45.72							105.96	68.28	52.82	10.37				15.75
	Order Coordination for Specified Conversion Time (per LSR)			UEA	OCOSL								18.19							
	2-Wire Analog Voice Grade Loop - Service Level 2 w/Reverse Battery Signaling - Zone 1		1	UEA	UEAR2	13.89							105.96	68.28	52.82	10.37				15.75
	2-Wire Analog Voice Grade Loop - Service Level 2 w/Reverse Battery Signaling - Zone 2		2	UEA	UEAR2	18.75							105.96	68.28	52.82	10.37				15.75
	2-Wire Analog Voice Grade Loop - Service Level 2 w/Reverse Battery Signaling - Zone 3		3	UEA	UEAR2	27.55							105.96	68.28	52.82	10.37				15.75
	2-Wire Analog Voice Grade Loop - Service Level 2 w/Reverse Battery Signaling - Zone 4		4	UEA	UEAR2	45.72							105.96	68.28	52.82	10.37				15.75
	Order Coordination for Specified Conversion Time (per LSR)			UEA	OCOSL								18.19							
	CLEC to CLEC Conversion Charge without outside dispatch			UEA	UREWO								87.56	36.29						15.75
	4-WIRE ANALOG VOICE GRADE LOOP																			
	4-Wire Analog Voice Grade Loop - Zone 1		1	UEA	UEAL4	27.47							132.27	94.59	60.68	14.64				15.75
	4-Wire Analog Voice Grade Loop - Zone 2		2	UEA	UEAL4	38.26							132.27	94.59	60.68	14.64				15.75
	4-Wire Analog Voice Grade Loop - Zone 3		3	UEA	UEAL4	50.03							132.27	94.59	60.68	14.64				15.75
	4-Wire Analog Voice Grade Loop - Zone 4		4	UEA	UEAL4	50.03							132.27	94.59	60.68	14.64				15.75
	Order Coordination for Specified Conversion Time (per LSR)			UEA	OCOSL								18.19							
	CLEC to CLEC Conversion Charge without outside dispatch			UEA	UREWO								87.56	36.29						15.75
	2-WIRE ISDN DIGITAL GRADE LOOP																			
	2-Wire ISDN Digital Grade Loop - Zone 1		1	UDN	U1L2X	21.01							117.61	79.92	52.82	10.37				15.75
	2-Wire ISDN Digital Grade Loop - Zone 2		2	UDN	U1L2X	27.59							117.61	79.92	52.82	10.37				15.75
	2-Wire ISDN Digital Grade Loop - Zone 3		3	UDN	U1L2X	37.34							117.61	79.92	52.82	10.37				15.75
	2-Wire ISDN Digital Grade Loop - Zone 4		4	UDN	U1L2X	59.18							117.61	79.92	52.82	10.37				15.75
	Order Coordination For Specified Conversion Time (per LSR)			UDN	OCOSL								18.19							
	CLEC to CLEC Conversion Charge without outside dispatch			UDN	UREWO								91.46	44.07						15.75
	2-WIRE Universal Digital Channel (UDC) COMPATIBLE LOOP																			
	2-Wire Universal Digital Channel (UDC) Compatible Loop - Zone 1		1	UDC	UDC2X	21.01							117.61	79.92	52.82	10.37				15.75
	2-Wire Universal Digital Channel (UDC) Compatible Loop - Zone 2		2	UDC	UDC2X	27.59							117.61	79.92	52.82	10.37				15.75
	2-Wire Universal Digital Channel (UDC) Compatible Loop - Zone 3		3	UDC	UDC2X	37.34							117.61	79.92	52.82	10.37				15.75
	2-Wire Universal Digital Channel (UDC) Compatible Loop - Zone 4		4	UDC	UDC2X	59.18							117.61	79.92	52.82	10.37				15.75
	CLEC to CLEC Conversion Charge without outside dispatch *			UDC	UREWO								91.46	44.07						15.75
	2-WIRE ASYMMETRICAL DIGITAL SUBSCRIBER LINE (ADSL) COMPATIBLE LOOP																			
	2 Wire Unbundled ADSL Loop including manual service inquiry & facility reservation - Zone 1		1	UAL	UAL2X	11.11							121.27	70.81	50.38	7.93				15.75
	2 Wire Unbundled ADSL Loop including manual service inquiry & facility reservation - Zone 2		2	UAL	UAL2X	11.47							121.27	70.81	50.38	7.93				15.75
	2 Wire Unbundled ADSL Loop including manual service inquiry & facility reservation - Zone 3		3	UAL	UAL2X	11.74							121.27	70.81	50.38	7.93				15.75
	2 Wire Unbundled ADSL Loop including manual service inquiry & facility reservation - Zone 4		4	UAL	UAL2X	12.69							121.27	70.81	50.38	7.93				15.75
	Order Coordination for Specified Conversion Time (per LSR)			UAL	OCOSL								18.19							
	2 Wire Unbundled ADSL Loop without manual service inquiry & facility reservaton - Zone 1		1	UAL	UAL2W	11.11							96.15	58.03	50.38	7.93				15.75
	2 Wire Unbundled ADSL Loop without manual service inquiry & facility reservaton - Zone 2		2	UAL	UAL2W	11.47							96.15	58.03	50.38	7.93				15.75
	2 Wire Unbundled ADSL Loop without manual service inquiry & facility reservaton - Zone 3		3	UAL	UAL2W	11.74							96.15	58.03	50.38	7.93				15.75
	2 Wire Unbundled ADSL Loop without manual service inquiry & facility reservaton - Zone 4		4	UAL	UAL2W	12.69							96.15	58.03	50.38	7.93				15.75
	Order Coordination for Specified Conversion Time (per LSR)			UAL	OCOSL								18.19							
	CLEC to CLEC Conversion Charge without outside dispatch			UAL	UREWO								86.04	40.33						15.75

UNBUNDLED NETWORK ELEMENTS - Mississippi											Attachment: 2		Exhibit: B									
CATEGORY	RATE ELEMENTS	Interim	Zone	BCS	USOC	RATES(\$)	Svc Order Submitted Elec per LSR	Svc Order Submitted Manually per LSR	Incremental Charge - Manual Svc Order vs. Electronic-1st	Incremental Charge - Manual Svc Order vs. Electronic-Add'l	Incremental Charge - Manual Svc Order vs. Electronic-Disc 1st	Incremental Charge - Manual Svc Order vs. Electronic-Disc Add'l	OSS Rates(\$)									
													Rec	Nonrecurring		Nonrecurring Disconnect		SOMEc	SOMAN	SOMAN	SOMAN	SOMAN
													First	Add'l	First	Add'l						
2-WIRE HIGH BIT RATE DIGITAL SUBSCRIBER LINE (HDSL) COMPATIBLE LOOP																						
	2 Wire Unbundled HDSL Loop including manual service inquiry & facility reservation - Zone 1		1	UHL	UHL2X	8.75	129.98	79.52	50.38	7.93												
	2 Wire Unbundled HDSL Loop including manual service inquiry & facility reservation - Zone 2		2	UHL	UHL2X	9.22	129.98	79.52	50.38	7.93												
	2 Wire Unbundled HDSL Loop including manual service inquiry & facility reservation - Zone 3		3	UHL	UHL2X	9.87	129.98	79.52	50.38	7.93												
	2 Wire Unbundled HDSL Loop including manual service inquiry & facility reservation - Zone 4		4	UHL	UHL2X	10.46	129.98	79.52	50.38	7.93												
	Order Coordination for Specified Conversion Time (per LSR)			UHL	OCOSL		18.19															
	2 Wire Unbundled HDSL Loop without manual service inquiry and facility reservation - Zone 1		1	UHL	UHL2W	8.75	104.86	66.74	50.38	7.93												
	2 Wire Unbundled HDSL Loop without manual service inquiry and facility reservation - Zone 2		2	UHL	UHL2W	9.22	104.86	66.74	50.38	7.93												
	2 Wire Unbundled HDSL Loop without manual service inquiry and facility reservation - Zone 3		3	UHL	UHL2W	9.87	104.86	66.74	50.38	7.93												
	2 Wire Unbundled HDSL Loop without manual service inquiry and facility reservation - Zone 4		4	UHL	UHL2W	10.46	104.86	66.74	50.38	7.93												
	Order Coordination for Specified Conversion Time (per LSR)			UHL	OCOSL		18.19															
	CLEC to CLEC Conversion Charge without outside dispatch			UHL	UREWO		85.98	40.33														
4-WIRE HIGH BIT RATE DIGITAL SUBSCRIBER LINE (HDSL) COMPATIBLE LOOP																						
	4 Wire Unbundled HDSL Loop including manual service inquiry and facility reservation - Zone 1		1	UHL	UHL4X	13.78	158.74	108.28	56.72	10.68												
	4-Wire Unbundled HDSL Loop including manual service inquiry and facility reservation - Zone 2		2	UHL	UHL4X	13.43	158.74	108.28	56.72	10.68												
	4-Wire Unbundled HDSL Loop including manual service inquiry and facility reservation - Zone 3		3	UHL	UHL4X	15.59	158.74	108.28	56.72	10.68												
	4-Wire Unbundled HDSL Loop including manual service inquiry and facility reservation - Zone 4		4	UHL	UHL4X	14.46	158.74	108.28	56.72	10.68												
	Order Coordination for Specified Conversion Time (per LSR)			UHL	OCOSL		18.19															
	4-Wire Unbundled HDSL Loop without manual service inquiry and facility reservation - Zone 1		1	UHL	UHL4W	13.78	133.62	95.50	56.72	10.68												
	4-Wire Unbundled HDSL Loop without manual service inquiry and facility reservation - Zone 2		2	UHL	UHL4W	13.43	133.62	95.50	56.72	10.68												
	4-Wire Unbundled HDSL Loop without manual service inquiry and facility reservation - Zone 3		3	UHL	UHL4W	15.59	133.62	95.50	56.72	10.68												
	4-Wire Unbundled HDSL Loop without manual service inquiry and facility reservation - Zone 4		4	UHL	UHL4W	14.46	133.62	95.50	56.72	10.68												
	Order Coordination for Specified Conversion Time (per LSR)			UHL	OCOSL		18.19															
	CLEC to CLEC Conversion Charge without outside dispatch			UHL	UREWO		85.98	40.33														
4-WIRE DS1 DIGITAL LOOP																						
	4-Wire DS1 Digital Loop - Zone 1		1	USL	USLXX	79.08	253.93	158.45	46.10	12.07												
	4-Wire DS1 Digital Loop - Zone 2		2	USL	USLXX	129.38	253.93	158.45	46.10	12.07												
	4-Wire DS1 Digital Loop - Zone 3		3	USL	USLXX	206.74	253.93	158.45	46.10	12.07												
	4-Wire DS1 Digital Loop - Zone 4		4	USL	USLXX	458.46	253.93	158.45	46.10	12.07												
	Order Coordination for Specified Conversion Time (per LSR)			USL	OCOSL		18.19															
	CLEC to CLEC Conversion Charge without outside dispatch			USL	UREWO		100.90	42.96														
4-WIRE 19.2, 56 OR 64 KBPS DIGITAL GRADE LOOP																						
	4 Wire Unbundled Digital 19.2 Kbps		1	UDL	UDL19	27.44	126.53	88.85	60.68	14.64												
	4 Wire Unbundled Digital 19.2 Kbps		2	UDL	UDL19	34.55	126.53	88.85	60.68	14.64												
	4 Wire Unbundled Digital 19.2 Kbps		3	UDL	UDL19	40.76	126.53	88.85	60.68	14.64												
	4 Wire Unbundled Digital 19.2 Kbps		4	UDL	UDL19	32.25	126.53	88.85	60.68	14.64												
	4 Wire Unbundled Digital Loop 56 Kbps - Zone 1		1	UDL	UDL56	27.44	126.53	88.85	60.68	14.64												
	4 Wire Unbundled Digital Loop 56 Kbps - Zone 2		2	UDL	UDL56	34.55	126.53	88.85	60.68	14.64												
	4 Wire Unbundled Digital Loop 56 Kbps - Zone 3		3	UDL	UDL56	40.76	126.53	88.85	60.68	14.64												
	4 Wire Unbundled Digital Loop 56 Kbps - Zone 4		4	UDL	UDL56	32.25	126.53	88.85	60.68	14.64												
	Order Coordination for Specified Conversion Time (per LSR)			UDL	OCOSL		18.19															
	4 Wire Unbundled Digital Loop 64 Kbps - Zone 1		1	UDL	UDL64	27.44	126.53	88.85	60.68	14.64												
	4 Wire Unbundled Digital Loop 64 Kbps - Zone 2		2	UDL	UDL64	34.55	126.53	88.85	60.68	14.64												

UNBUNDLED NETWORK ELEMENTS - Mississippi											Attachment: 2		Exhibit: B							
CATEGORY	RATE ELEMENTS	Interim	Zone	BCS	USOC	RATES(\$)	Svc Order Submitted Elec per LSR	Svc Order Submitted Manually per LSR	Incremental Charge - Manual Svc Order vs. Electronic-1st	Incremental Charge - Manual Svc Order vs. Electronic-Add'l	Incremental Charge - Manual Svc Order vs. Electronic-Disc 1st	Incremental Charge - Manual Svc Order vs. Electronic-Disc Add'l	OSS Rates(\$)							
													Rec	Nonrecurring		Nonrecurring Disconnect		SOMEc	SOMAN	SOMAN
													First	Add'l	First	Add'l				
	4 Wire Unbundled Digital Loop 64 Kbps - Zone 3		3	UDL	UDL64	40.76							126.53	88.85	60.68	14.64				
	4 Wire Unbundled Digital Loop 64 Kbps - Zone 4		4	UDL	UDL64	32.25							126.53	88.85	60.68	14.64				
	Order Coordination for Specified Conversion Time (per LSR)			UDL	OCOSL								18.19							
	CLEC to CLEC Conversion Charge without outside dispatch			UDL	UREWO								101.94	49.66						
	2-WIRE Unbundled COPPER LOOP																			
	2-Wire Unbundled Copper Loop/Short including manual service inquiry & facility reservation - Zone 1		1	UCL	UCLPB	11.11							120.34	69.87	50.38	7.93				
	2-Wire Unbundled Copper Loop/Short including manual service inquiry & facility reservation - Zone 2		2	UCL	UCLPB	11.47							120.34	69.87	50.38	7.93				
	2 Wire Unbundled Copper Loop/Short including manual service inquiry & facility reservation - Zone 3		3	UCL	UCLPB	11.74							120.34	69.87	50.38	7.93				
	2 Wire Unbundled Copper Loop/Short including manual service inquiry & facility reservation - Zone 4		4	UCL	UCLPB	12.69							120.34	69.87	50.38	7.93				
	Order Coordination for Unbundled Copper Loops (per loop)			UCL	UCLMC								8.20	8.20						
	2-Wire Unbundled Copper Loop/Short without manual service inquiry and facility reservation - Zone 1		1	UCL	UCLPW	11.11							95.21	57.09	50.38	7.93				
	2-Wire Unbundled Copper Loop/Short without manual service inquiry and facility reservation - Zone 2		2	UCL	UCLPW	11.47							95.21	57.09	50.38	7.93				
	2-Wire Unbundled Copper Loop/Short without manual service inquiry and facility reservation - Zone 3		3	UCL	UCLPW	11.74							95.21	57.09	50.38	7.93				
	2-Wire Unbundled Copper Loop/Short without manual service inquiry and facility reservation - Zone 4		4	UCL	UCLPW	12.69							95.21	57.09	50.38	7.93				
	Order Coordination for Unbundled Copper Loops (per loop)			UCL	UCLMC								8.20	8.20						
	2-Wire Unbundled Copper Loop/Long - includes manual svc. inquiry and facility reservation - Zone 1		1	UCL	UCL2L	29.29							120.34	69.87	50.38	7.93				
	2-Wire Unbundled Copper Loop/Long - includes manual svc. inquiry and facility reservation - Zone 2		2	UCL	UCL2L	43.46							120.34	69.87	50.38	7.93				
	2-Wire Unbundled Copper Loop/Long - includes manual svc. inquiry and facility reservation - Zone 3		3	UCL	UCL2L	64.44							120.34	69.87	50.38	7.93				
	2-Wire Unbundled Copper Loop/Long - includes manual svc. inquiry and facility reservation - Zone 4		4	UCL	UCL2L	87.60							120.34	69.87	50.38	7.93				
	Order Coordination for Unbundled Copper Loops (per loop)			UCL	UCLMC								8.20	8.20						
	2-Wire Unbundled Copper Loop/Long - without manual service inquiry and facility reservation - Zone 1		1	UCL	UCL2W	29.29							95.21	57.09	50.38	7.93				
	2-Wire Unbundled Copper Loop/Long - without manual service inquiry and facility reservation - Zone 2		2	UCL	UCL2W	43.46							95.21	57.09	50.38	7.93				
	2-Wire Unbundled Copper Loop/Long - without manual service inquiry and facility reservation - Zone 3		3	UCL	UCL2W	64.44							95.21	57.09	50.38	7.93				
	2-Wire Unbundled Copper Loop/Long - without manual service inquiry and facility reservation - Zone 4		4	UCL	UCL2W	87.60							95.21	57.09	50.38	7.93				
	Order Coordination for Unbundled Copper Loops (per loop)			UCL	UCLMC								8.20	8.20						
	CLEC to CLEC Conversion Charge without outside dispatch (UCL-Des)			UCL	UREWO								95.21	42.40						
	4-WIRE COPPER LOOP																			
	4-Wire Copper Loop/Short - including manual service inquiry and facility reservation - Zone 1		1	UCL	UCL4S	17.30							144.68	94.22	56.72	10.68				
	4-Wire Copper Loop/Short - including manual service inquiry and facility reservation - Zone 2		2	UCL	UCL4S	18.84							144.68	94.22	56.72	10.68				
	4-Wire Copper Loop/Short - including manual service inquiry and facility reservation - Zone 3		3	UCL	UCL4S	21.33							144.68	94.22	56.72	10.68				
	4-Wire Copper Loop/Short - including manual service inquiry and facility reservation - Zone 4		4	UCL	UCL4S	21.33							144.68	94.22	56.72	10.68				
	Order Coordination for Unbundled Copper Loops (per loop)			UCL	UCLMC								8.20	8.20						
	4-Wire Copper Loop/Short - without manual service inquiry and facility reservation - Zone 1		1	UCL	UCL4W	17.30							119.56	81.44	56.72	10.68				
	4-Wire Copper Loop/Short - without manual service inquiry and facility reservation - Zone 2		2	UCL	UCL4W	18.84							119.56	81.44	56.72	10.68				
	4-Wire Copper Loop/Short - without manual service inquiry and facility reservation - Zone 3		3	UCL	UCL4W	21.33							119.56	81.44	56.72	10.68				

UNBUNDLED NETWORK ELEMENTS - Mississippi										Attachment: 2		Exhibit: B			
CATEGORY	RATE ELEMENTS	Interim	Zone	BCS	USOC	RATES(\$)				Svc Order Submitted Elec per LSR	Svc Order Submitted Manually per LSR	Incremental Charge - Manual Svc Order vs. Electronic-1st	Incremental Charge - Manual Svc Order vs. Electronic-Add'l	Incremental Charge - Manual Svc Order vs. Electronic-Disc 1st	Incremental Charge - Manual Svc Order vs. Electronic-Disc Add'l
						Rec	Nonrecurring		Nonrecurring Disconnect						
							First	Add'l	First	Add'l	SOMEc	SOMAN	SOMAN	SOMAN	SOMAN
	4-Wire Copper Loop/Short - without manual service inquiry and facility reservation - Zone 4		4	UCL	UCL4W	21.33	119.56	81.44	56.72	10.68		15.75			
	Order Coordination for Unbundled Copper Loops (per loop)			UCL	UCLMC		8.20	8.20							
	4-Wire Unbundled Copper Loop/Long - includes manual svc. inquiry and facility reservation - Zone 1		1	UCL	UCL4L	54.72	144.68	94.22	56.72	10.68		15.75			
	4-Wire Unbundled Copper Loop/Long - includes manual svc. inquiry and facility reservation - Zone 2		2	UCL	UCL4L	97.47	144.68	94.22	56.72	10.68		15.75			
	4-Wire Unbundled Copper Loop/Long - includes manual svc. inquiry and facility reservation - Zone 3		3	UCL	UCL4L	106.06	144.68	94.22	56.72	10.68		15.75			
	4-Wire Unbundled Copper Loop/Long - includes manual svc. inquiry and facility reservation - Zone 4		4	UCL	UCL4L	106.06	144.68	94.22	56.72	10.68		15.75			
	Order Coordination for Unbundled Copper Loops (per loop)			UCL	UCLMC		8.20	8.20							
	4-Wire Unbundled Copper Loop/Long - without manual svc. inquiry and facility reservation - Zone 1		1	UCL	UCL4O	54.72	119.56	81.44	56.72	10.68		15.75			
	4-Wire Unbundled Copper Loop/Long - without manual svc. inquiry and facility reservation - Zone 2		2	UCL	UCL4O	97.47	119.56	81.44	56.72	10.68		15.75			
	4-Wire Unbundled Copper Loop/Long - without manual svc. inquiry and facility reservation - Zone 3		3	UCL	UCL4O	106.06	119.56	81.44	56.72	10.68		15.75			
	4-Wire Unbundled Copper Loop/Long - without manual service inquiry and facility reservation - Zone 4		4	UCL	UCL4O	106.06	119.56	81.44	56.72	10.68		15.75			
	Order Coordination for Unbundled Copper Loops (per loop)			UCL	UCLMC		8.20	8.20							
	CLEC to CLEC Conversion Charge without outside dispatch (UCL-Des)			UCL	UREWO		95.21	42.40				15.75			
LOOP MODIFICATION															
	Unbundled Loop Modification, Removal of Load Coils - 2 Wire pair less than or equal to 18k ft			UAL, UHL, UCL, UEQ, ULS, UEA, UEANL, UDL, UDC, UDN, UDL, USL	ULM2L		32.57	32.57				15.75			
	Unbundled Loop Modification, Removal of Load Coils - 2 wire greater than 18k ft			UCL, ULS	ULM2G		171.49	171.49				15.75			
	Unbundled Loop Modification Removal of Load Coils - 4 Wire less than or equal to 18K ft			UHL, UCL	ULM4L		32.57	32.57				15.75			
	Unbundled Loop Modification Removal of Load Coils - 4 Wire pair greater than 18k ft			UCL	ULM4G		171.49	171.49				15.75			
	Unbundled Loop Modification Removal of Bridged Tap Removal, per unbundled loop			UAL, UHL, UCL, UEQ, UEF, ULS, UEA, UEANL, UDL, UDC, UDN, UDL, USL	ULMBT		32.59	32.59				15.75			
SUB-LOOPS															
Sub-Loop Distribution															
	Sub-Loop - Per Cross Box Location - CLEC Feeder Facility Set-Up		I	UEANL	USBSA		259.69					15.75			
	Sub-Loop - Per Cross Box Location - Per 25 Pair Panel Set-Up		I	UEANL	USBSB		22.77					15.75			
	Sub-Loop - Per Building Equipment Room - CLEC Feeder Facility Set-Up		I	UEANL	USBSC		178.47					15.75			
	Sub-Loop - Per Building Equipment Room - Per 25 Pair Panel Set-Up		I	UEANL	USBSD		56.39					15.75			
	Sub-Loop Distribution Per 2-Wire Analog Voice Grade Loop - Zone 1		I	1	UEANL	USBN2	7.15	66.18	31.14	45.36	6.71	15.75			
	Sub-Loop Distribution Per 2-Wire Analog Voice Grade Loop - Zone 2		I	2	UEANL	USBN2	9.51	66.18	31.14	45.36	6.71	15.75			
	Sub-Loop Distribution Per 2-Wire Analog Voice Grade Loop - Zone 3		I	3	UEANL	USBN2	12.45	66.18	31.14	45.36	6.71	15.75			
	Sub-Loop Distribution Per 2-Wire Analog Voice Grade Loop - Zone 4		I	4	UEANL	USBN2	18.26	66.18	31.14	45.36	6.71	15.75			
	Order Coordination for Unbundled Sub-Loops, per sub-loop pair			UEANL	USBMC		8.20	8.20							

UNBUNDLED NETWORK ELEMENTS - Mississippi											Attachment: 2		Exhibit: B							
CATEGORY	RATE ELEMENTS	Interim	Zone	BCS	USOC	RATES(\$)	Svc Order Submitted Elec per LSR	Svc Order Submitted Manually per LSR	Incremental Charge - Manual Svc Order vs. Electronic-1st	Incremental Charge - Manual Svc Order vs. Electronic-Add'l	Incremental Charge - Manual Svc Order vs. Electronic-Disc 1st	Incremental Charge - Manual Svc Order vs. Electronic-Disc Add'l	OSS Rates(\$)							
													Rec	Nonrecurring		Nonrecurring Disconnect		SOMEc	SOMAN	SOMAN
													First	Add'l	First	Add'l				
	Sub-Loop Distribution Per 4-Wire Analog Voice Grade Loop - Zone 1		1	UEANL	USBN4	7.30							79.49	44.45	51.27	9.35		15.75		
	Sub-Loop Distribution Per 4-Wire Analog Voice Grade Loop - Zone 2		2	UEANL	USBN4	13.92							79.49	44.45	51.27	9.35		15.75		
	Sub-Loop Distribution Per 4-Wire Analog Voice Grade Loop - Zone 3		3	UEANL	USBN4	16.73							79.49	44.45	51.27	9.35		15.75		
	Sub-Loop Distribution Per 4-Wire Analog Voice Grade Loop - Zone 4		4	UEANL	USBN4	16.73							79.49	44.45	51.27	9.35		15.75		
	Order Coordination for Unbundled Sub-Loops, per sub-loop pair			UEANL	USBMC								8.20	8.20				15.75		
	Sub-Loop 2-Wire Intrabuilding Network Cable (INC)	I		UEANL	USBR2	2.29							53.32	18.28	45.36	6.71		15.75		
	Order Coordination for Unbundled Sub-Loops, per sub-loop pair			UEANL	USBMC								8.20	8.20				15.75		
	Sub-Loop 4-Wire Intrabuilding Network Cable (INC)	I		UEANL	USBR4	4.40							59.60	24.55	51.27	9.35		15.75		
	Order Coordination for Unbundled Sub-Loops, per sub-loop pair			UEANL	USBMC								8.20	8.20				15.75		
	2 Wire Copper Unbundled Sub-Loop Distribution - Zone 1	I	1	UEF	UCS2X	6.06							66.18	31.14	45.36	6.71		15.75		
	2 Wire Copper Unbundled Sub-Loop Distribution - Zone 2	I	2	UEF	UCS2X	7.09							66.18	31.14	45.36	6.71		15.75		
	2 Wire Copper Unbundled Sub-Loop Distribution - Zone 3	I	3	UEF	UCS2X	8.16							66.18	31.14	45.36	6.71		15.75		
	2 Wire Copper Unbundled Sub-Loop Distribution - Zone 4	I	4	UEF	UCS2X	9.90							66.18	31.14	45.36	6.71		15.75		
	Order Coordination for Unbundled Sub-Loops, per sub-loop pair			UEF	USBMC								8.20	8.20				15.75		
	4 Wire Copper Unbundled Sub-Loop Distribution - Zone 1	I	1	UEF	UCS4X	5.10							79.49	44.45	51.27	9.35		15.75		
	4 Wire Copper Unbundled Sub-Loop Distribution - Zone 2	I	2	UEF	UCS4X	9.11							79.49	44.45	51.27	9.35		15.75		
	4 Wire Copper Unbundled Sub-Loop Distribution - Zone 3	I	3	UEF	UCS4X	14.00							79.49	44.45	51.27	9.35		15.75		
	4 Wire Copper Unbundled Sub-Loop Distribution - Zone 4	I	4	UEF	UCS4X	14.00							79.49	44.45	51.27	9.35		15.75		
	Order Coordination for Unbundled Sub-Loops, per sub-loop pair			UEF	USBMC								8.20	8.20				15.75		
	Unbundled Sub-Loop Modification																			
	Unbundled Sub-Loop Modification - 2-W Copper Dist Load Coil/Equip Removal per 2-W PR			UEF	ULM2X								176.80	5.13				15.75		
	Unbundled Sub-loop Modification - 4-W Copper Dist Load Coil/Equip Removal per 4-W PR			UEF	ULM4X								176.80	5.13				15.75		
	Unbundled Sub-loop Modification - 2-w/4-w Copper Dist Bridged Tap Removal, per PR unloaded			UEF	ULM4T								279.81	6.15				15.75		
	Unbundled Network Terminating Wire (UNTW)																			
	Unbundled Network Terminating Wire (UNTW) per Pair			UENTW	UENPP	0.3366							30.55					15.75		
	Network Interface Device (NID)																			
	Network Interface Device (NID) - 1-2 lines			UENTW	UND12								43.84	28.90				15.75		
	Network Interface Device (NID) - 1-6 lines			UENTW	UND16								65.30	50.36				15.75		
	Network Interface Device Cross Connect - 2 W			UENTW	UNDC2								5.94	5.94				15.75		
	Network Interface Device Cross Connect - 4W			UENTW	UNDC4								5.94	5.94				15.75		
	SUB-LOOPS																			
	Sub-Loop Feeder																			
	USL-Feeder, DS0 Set-up per Cross Box location - CLEC Distribution Facility set-up			UEA, UDN,UCL,UDL,UDC	USBFW								259.69					15.75		
	USL Feeder - DS0 Set-up per Cross Box location - per 25 pair set-up			UEA, UDN,UCL,UDL,UDC	USBFX								22.77	22.77				15.75		
	USL Feeder DS1 Set-up at DSX location, per DS1 termination			USL	USBFZ								534.46	11.30				15.75		
	Unbundled Sub-Loop Feeder Loop, 2 Wire Ground Start, Voice Grade - Zone 1		1	UEA	USBFA	7.98							93.23	56.50	54.45	13.51		15.75		
	Unbundled Sub-Loop Feeder Loop, 2 Wire Ground-Start, Voice Grade - Zone 2		2	UEA	USBFA	10.39							93.23	56.50	54.45	13.51		15.75		
	Unbundled Sub-Loop Feeder Loop, Per 2 Wire Ground-Start, Voice Grade - Zone 3		3	UEA	USBFA	16.11							93.23	56.50	54.45	13.51		15.75		
	Unbundled Sub-Loop Feeder Loop, 2 Wire Ground-Start Loop, Voice Grade - Zone 4		4	UEA	USBFA	28.37							93.23	56.50	54.45	13.51		15.75		
	Order Coordination for Specified Conversion Time, per LSR			UEA	OCOSL								18.19							

UNBUNDLED NETWORK ELEMENTS - Mississippi											Attachment: 2		Exhibit: B							
CATEGORY	RATE ELEMENTS	Interim	Zone	BCS	USOC	RATES(\$)	Svc Order Submitted Elec per LSR	Svc Order Submitted Manually per LSR	Incremental Charge - Manual Svc Order vs. Electronic-1st	Incremental Charge - Manual Svc Order vs. Electronic-Add'l	Incremental Charge - Manual Svc Order vs. Electronic-Disc 1st	Incremental Charge - Manual Svc Order vs. Electronic-Disc Add'l	OSS Rates(\$)							
													Rec	Nonrecurring First	Nonrecurring Add'l	Nonrecurring First	Nonrecurring Add'l	SOMEc	SOMAN	SOMAN
	Sub-Loop Feeder - Per 4-Wire Copper Loop - Zone 2		2	UCL	USBFJ	10.96														
	Sub-Loop Feeder - Per 4-Wire Copper Loop - Zone 3		3	UCL	USBFJ	8.59														
	Sub-Loop Feeder - Per 4-Wire Copper Loop - Zone 4		4	UCL	USBFJ	8.59														
	Order Coordination For Specified Conversion Time, per LSR			UDL	OCOSL			18.19												
	Sub-Loop Feeder - Per 4-Wire 19.2 Kbps Digital Grade Loop		1	UDL	USBFN	22.89														
	Sub-Loop Feeder - Per 4-Wire 19.2 Kbps Digital Grade Loop		2	UDL	USBFN	25.11														
	Sub-Loop Feeder - Per 4-Wire 19.2 Kbps Digital Grade Loop		3	UDL	USBFN	30.84														
	Sub-Loop Feeder - Per 4-Wire 19.2 Kbps Digital Grade Loop		4	UDL	USBFN	41.05														
	Sub-Loop Feeder - Per 4-Wire 56 Kbps Digital Grade Loop - Zone 1		1	UDL	USBFO	22.89														
	Sub-Loop Feeder - Per 4-Wire 56 Kbps Digital Grade Loop - Zone 2		2	UDL	USBFO	25.11														
	Sub-Loop Feeder - Per 4-Wire 56 Kbps Digital Grade Loop - Zone 3		3	UDL	USBFO	30.84														
	Sub-Loop Feeder - Per 4-Wire 56 Kbps Digital Grade Loop - Zone 4		4	UDL	USBFO	41.05														
	Order Coordination For Specified Time Conversion, per LSR			UDL	OCOSL			18.19												
	Sub-Loop Feeder - Per 4-Wire 64 Kbps Digital Grade Loop - Zone 1		1	UDL	USBFP	22.89														
	Sub-Loop Feeder - Per 4-Wire 64 Kbps Digital Grade Loop - Zone 2		2	UDL	USBFP	25.11														
	Sub-Loop Feeder - Per 4-Wire 64 Kbps Digital Grade Loop - Zone 3		3	UDL	USBFP	30.84														
	Sub-Loop Feeder - Per 4-Wire 64 Kbps Digital Grade Loop - Zone 4		4	UDL	USBFP	41.05														
	Order Coordination For Specified Conversion Time, per LSR			UDL	OCOSL			18.19												
SUB-LOOPS																				
Sub-Loop Feeder																				
	Sub Loop Feeder - DS3 - Per Mile Per Month			UE3	1L5SL	18.88														
	Sub Loop Feeder - DS3 - Facility Termination Per Month			UE3	USBF1	349.41	3,380.00	406.45	157.96	89.54										
	Sub Loop Feeder - STS-1 - Per Mile Per Month			UDLSX	1L5SL	18.88														
	Sub Loop Feeder - STS-1 - Facility Termination Per Month			UDLSX	USBF7	376.07	3,380.00	406.45	157.96	89.54										
	Sub Loop Feeder - OC-3 - Per Mile Per Month			UDLO3	1L5SL	14.33														
	Sub Loop Feeder - OC-3 - Facility Termination Protection Per Month			UDLO3	USBF5	58.63														
	Sub Loop Feeder - OC-3 - Facility Termination Per Month			UDLO3	USBF2	569.22	3,380.00	406.45	157.96	89.54										
	Sub Loop Feeder - OC-12 - Per Mile Per Month			UDL12	1L5SL	17.63														
	Sub Loop Feeder - OC-12 - Facility Termination Protection Per Month			UDL12	USBF6	662.39														
	Sub Loop Feeder - OC-12 - Facility Termination Per Month			UDL12	USBF3	1,795.00	3,380.00	406.45	157.96	89.54										
	Sub Loop Feeder - OC-48 - Per Mile Per Month			UDL48	1L5SL	57.83														
	Sub Loop Feeder - OC-48 - Facility Termination Protection Per Month			UDL48	USBF9	331.52														
	Sub Loop Feeder - OC-48 - Facility Termination Per Month			UDL48	USBF4	1,545.00	3,565.00	406.45	157.96	89.54										
	Sub Loop Feeder - OC-12 Interface On OC-48			UDL48	USBF8	374.04	787.04	406.45	157.96	89.54										
UNBUNDLED LOOP CONCENTRATION																				
	Unbundled Loop Concentration - System A (TR008)			ULC	UCT8A	363.67														
	Unbundled Loop Concentration - System B (TR008)			ULC	UCT8B	47.56														
	Unbundled Loop Concentration - System A (TR303)			ULC	UCT3A	397.35														
	Unbundled Loop Concentration - System B (TR303)			ULC	UCT3B	80.15														
	Unbundled Loop Concentration - DS1 Loop Interface Card			ULC	UCTCO	4.52														
	Unbundled Loop Concentration - ISDN Loop Interface (Brite Card)			UDN	ULCC1	7.17														
	Unbundled Loop Concentration - UDC Loop Interface (Brite Card)			UDC	ULCCU	7.17														
	Unbundled Loop Concentration - -2 Wire Voice-Loop Start or Ground Start Loop Interface (POTS Card)			UEA	ULCC2	1.80														
	Unbundled Loop Concentration - 2 Wire Voice - Reverse Battery Loop Interface (SPOTS Card)			UEA	ULCCR	10.66														

UNBUNDLED NETWORK ELEMENTS - Mississippi										Attachment: 2		Exhibit: B								
CATEGORY	RATE ELEMENTS	Interim	Zone	BCS	USOC	RATES(\$)	Svc Order Submitted Elec per LSR	Svc Order Submitted Manually per LSR	Incremental Charge - Manual Svc Order vs. Electronic-1st	Incremental Charge - Manual Svc Order vs. Electronic-Add'l	Incremental Charge - Manual Svc Order vs. Electronic-Disc 1st	Incremental Charge - Manual Svc Order vs. Electronic-Disc Add'l	OSS Rates(\$)							
													Rec	Nonrecurring		Nonrecurring Disconnect		SOMEc	SOMAN	SOMAN
													First	Add'l	First	Add'l				
	Unbundled Loop Concentration - 4 Wire Voice Loop Interface (Specials Card)			UEA	ULCC4	6.36							10.60	10.54	5.56	5.53				15.75
	Unbundled Loop Concentration - TEST CIRCUIT Card			ULC	UCTTC	31.07							10.60	10.54	5.56	5.53				15.75
	Unbundled Loop Concentration - Digital 19.2 Kbps Data Loop Interface			UDL	ULCC7	9.42							10.60	10.54	5.56	5.53				15.75
	Unbundled Loop Concentration - Digital 56 Kbps Data Loop Interface			UDL	ULCC5	9.42							10.60	10.54	5.56	5.53				15.75
	Unbundled Loop Concentration - Digital 64 Kbps Data Loop Interface			UDL	ULCC6	9.42							10.60	10.54	5.56	5.53				15.75
UNE OTHER, PROVISIONING ONLY - NO RATE																				
	NID - Dispatch and Service Order for NID installation			UENTW	UNDBX															
	UNTW Circuit Id Establishment, Provisioning Only - No Rate			UENTW	UENCE															
	Unbundled Contract Name, Provisioning Only - No Rate			UEANL,UEF,UEQ,UENTW	UNECN															
UNE OTHER, PROVISIONING ONLY - NO RATE																				
	Unbundled Contact Name, Provisioning Only - no rate			UAL,UCL,UDC,UDL,UDN,UEA,UHL,ULC	UNECN	0.00							0.00							
	Unbundled Sub-Loop Feeder-2 Wire Cross Box Jumper - no rate			UEA,UDN,UCL,UDC	USBFQ	0.00														
	Unbundled Sub-Loop Feeder-4 Wire Cross Box Jumper - no rate			UEA,USL,UCL,UDL	USBFR	0.00														
	Unbundled DS1 Loop - Superframe Format Option - no rate			USL	CCOSF	0.00														
	Unbundled DS1 Loop - Expanded Superframe Format option - no rate			USL	CCOEF	0.00														
HIGH CAPACITY UNBUNDLED LOCAL LOOP																				
	High Capacity Unbundled Local Loop - DS3 - Per Mile per month			UE3	1L5ND	11.20														
	High Capacity Unbundled Local Loop - DS3 - Facility Termination per month			UE3	UE3PX	326.15							454.13	265.47	123.23	86.19				15.75
	High Capacity Unbundled Local Loop - STS-1 - Per Mile per month			UDLSX	1L5ND	11.20														
	High Capacity Unbundled Local Loop - STS-1 - Facility Termination per month			UDLSX	UDLS1	338.55							454.13	265.47	123.23	86.19				15.75
LOOP MAKE-UP																				
	Loop Makeup - Preordering Without Reservation, per working or spare facility queried (Manual).			UMK	UMKLW															
	Loop Makeup - Preordering With Reservation, per spare facility queried (Manual).			UMK	UMKLP															
	Loop Makeup--With or Without Reservation, per working or spare facility queried (Mechanized)			UMK	PSUMK															
HIGH FREQUENCY SPECTRUM																				
SPLITTERS-CENTRAL OFFICE BASED																				
	Line Sharing Splitter, per System 96 Line Capacity			ULS	ULSDA	186.67							189.89	0.00	178.41	0.00				15.75
	Line Sharing Splitter, per System 24 Line Capacity			ULS	ULSDB	46.67							189.89	0.00	178.41	0.00				15.75
	Line Sharing Splitter, Per System, 8 Line Capacity	I		ULS	ULSD8	15.55							189.89	0.00	178.41	0.00				15.75
	Line Sharing-DLEC Owned Splitter in CO-CFA activation-deactivation (per LSOD)			ULS	ULSDG										86.98	49.96				15.75
END USER ORDERING-CENTRAL OFFICE BASED-HIGH FREQUENCY SPECTRUM AKA LINE SHARING																				
	Line Sharing - per Line Activation (BST Owned Splitter)			ULS	ULSDC	0.61									18.62	10.66				15.75
	Line Sharing - per Subsequent Activity per Line Rearrangement(BST Owned Splitter)			ULS	ULSDS										16.48	8.24				15.75
	Line Sharing - per Subsequent Activity per Line Rearrangement(DLEC Owned Splitter)			ULS	ULSCS										16.48	8.24				15.75
	Line Sharing - per Line Activation (DLEC owned Splitter)	I		ULS	ULSCC	0.61									47.44	19.31				15.75
	Line Splitting - per line activation DLEC owned splitter	R		UEPSR UEPSB	UREOS	0.61														
	Line Splitting - per line activation BST owned - physical	R		UEPSR UEPSB	UREBP	0.61									18.62	10.66				15.75
	Line Splitting - per line activation BST owned - virtual	R		UEPSR UEPSB	UREBV	0.61									18.62	10.66				15.75
UNBUNDLED DEDICATED TRANSPORT																				

UNBUNDLED NETWORK ELEMENTS - Mississippi											Attachment: 2		Exhibit: B									
CATEGORY	RATE ELEMENTS	Interim	Zone	BCS	USOC	RATES(\$)	Svc Order Submitted Elec per LSR	Svc Order Submitted Manually per LSR	Incremental Charge - Manual Svc Order vs. Electronic-1st	Incremental Charge - Manual Svc Order vs. Electronic-Add'l	Incremental Charge - Manual Svc Order vs. Electronic-Disc 1st	Incremental Charge - Manual Svc Order vs. Electronic-Disc Add'l	OSS Rates(\$)									
													Rec	Nonrecurring		Nonrecurring Disconnect		SOMEc	SOMAN	SOMAN	SOMAN	SOMAN
													First	Add'l	First	Add'l	SOMEc	SOMAN	SOMAN	SOMAN	SOMAN	SOMAN
NOTE: INTEROFFICE CHANNEL DEDICATED TRANSPORT - minimum billing period - below DS3=one month, DS3/STS-1=four months																						
INTEROFFICE CHANNEL - DEDICATED TRANSPORT																						
	Interoffice Channel - Dedicated Transport - 2-Wire Voice Grade - Per Mile per month			U1TVX	1L5XX	0.0098																
	Interoffice Channel - Dedicated Transport- 2- Wire Voice Grade - Facility Termination per month			U1TVX	U1TV2	22.52	40.77	27.57	17.26	7.11			15.75									
	Interoffice Channel - Dedicated Transport- 2-Wire Voice Grade Rev Bat. - Per Mile per month			U1TVX	1L5XX	0.0098																
	Interoffice Channel - Dedicated Transport- 2- Wire VG Rev Bat. - Facility Termination per month			U1TVX	U1TR2	22.52	40.77	27.57	17.26	7.11			15.75									
	Interoffice Channel - Dedicated Transport - 4-Wire Voice Grade - Per Mile per month			U1TVX	1L5XX	0.0098																
	Interoffice Channel - Dedicated Transport - 4- Wire Voice Grade - Facility Termination per month			U1TVX	U1TV4	19.79	40.77	27.57	17.26	7.11			15.75									
	Interoffice Channel - Dedicated Transport - 56 kbps - per mile per month			U1TDX	1L5XX	0.0098																
	Interoffice Channel - Dedicated Transport - 56 kbps - Facility Termination per month			U1TDX	U1TD5	15.68	40.78	27.57	17.26	7.11			15.75									
	Interoffice Channel - Dedicated Transport - 64 kbps - per mile per month			U1TDX	1L5XX	0.0098																
	Interoffice Channel - Dedicated Transport - 64 kbps - Facility Termination per month			U1TDX	U1TD6	15.68	40.78	27.57	17.26	7.11			15.75									
	Interoffice Channel - Dedicated Channel - DS1 - Per Mile per month			U1TD1	1L5XX	0.201																
	Interoffice Channel - Dedicated Transport - DS1 - Facility Termination per month			U1TD1	U1TF1	57.33	89.79	82.28	16.86	14.90			15.75									
	Interoffice Channel - Dedicated Transport - DS3 - Per Mile per month			U1TD3	1L5XX	4.76																
	Interoffice Channel - Dedicated Transport - DS3 - Facility Termination per month			U1TD3	U1TF3	641.90	280.37	163.70	62.08	60.29			15.75									
	Interoffice Channel - Dedicated Transport - STS-1 - Per Mile per month			U1TS1	1L5XX	4.76																
	Interoffice Channel - Dedicated Transport - STS-1 - Facility Termination per month			U1TS1	U1TFS	644.21	280.37	163.70	62.08	60.29			15.75									
LOCAL CHANNEL - DEDICATED TRANSPORT																						
NOTE: LOCAL CHANNEL DEDICATED TRANSPORT - minimum billing period - below DS3=one month, DS3/STS-1=four months																						
	Local Channel - Dedicated - 2-Wire Voice Grade Per Month			ULDVX	ULDV2	14.91	194.22	33.36	37.79	3.30			15.75									
	Local Channel - Dedicated - 2-Wire Voice Grade Rev Bat per month			ULDVX	ULDR2	14.91	194.22	33.36	37.79	3.30			15.75									
	Local Channel - Dedicated - 4-Wire Voice Grade per month			UNVDX	ULDV4	15.99	194.66	33.80	38.27	3.78			15.75									
	Local Channel - Dedicated - DS1 per month - Zone 1		1	ULDD1	ULDF1	36.83	178.50	154.61	22.89	15.74			15.75									
	Local Channel - Dedicated - DS1 per month - Zone 2		2	ULDD1	ULDF1	35.99	178.50	154.61	22.89	15.74			15.75									
	Local Channel - Dedicated - DS1 per month - Zone 3		3	ULDD1	ULDF1	221.63	178.50	154.61	22.89	15.74			15.75									
	Local Channel - Dedicated - DS1 per month - Zone 4		4	ULDD1	ULDF1	221.63	178.50	154.61	22.89	15.74			15.75									
	Local Channel - Dedicated - DS3 - Per Mile per month			ULDD3	1L5NC	9.66																
	Local Channel - Dedicated - DS3 - Facility Termination per month			ULDD3	ULDF3	413.87	454.13	265.47	123.23	86.19			15.75									
	Local Channel - Dedicated - STS-1 - Per Mile per month			ULDS1	1L5NC	9.66																
	Local Channel - Dedicated - STS-1 - Facility Termination per month			ULDS1	ULDFS	408.02	454.13	265.47	123.23	86.19			15.75									
MULTIPLEXERS																						
	Channelization - DS1 to DS0 Channel System			UXTD1	MQ1	102.85	91.57	62.94	10.87	10.10			15.75									
	OCU-DP COCI (data) - DS1 to DS0 Channel System - per month (2.4-64kbs)			UDL	1D1DD	1.22	6.62	4.74					15.75									
	2-wire ISDN COCI (BRITE) - DS1 to DS0 Channel System - per month			UDN	UC1CA	2.62	6.62	4.74					15.75									
	Voice Grade COCI - DS1 to DS0 Channel System - per month			UEA	1D1VG	0.5737	6.62	4.74					15.75									
	DS3 to DS1 Channel System per month			UXTD3	MQ3	170.63	179.17	94.52	34.30	32.82			15.75									
	STS1 to DS1 Channel System per month			UXTS1	MQ3	170.63	179.17	94.52	34.30	32.82			15.75									

UNBUNDLED NETWORK ELEMENTS - Mississippi											Attachment: 2		Exhibit: B							
CATEGORY	RATE ELEMENTS	Interim	Zone	BCS	USOC	RATES(\$)	Svc Order Submitted Elec per LSR	Svc Order Submitted Manually per LSR	Incremental Charge - Manual Svc Order vs. Electronic-1st	Incremental Charge - Manual Svc Order vs. Electronic-Add'l	Incremental Charge - Manual Svc Order vs. Electronic-Disc 1st	Incremental Charge - Manual Svc Order vs. Electronic-Disc Add'l	OSS Rates(\$)							
													Rec	Nonrecurring		Nonrecurring Disconnect		SOMEc	SOMAN	SOMAN
													First	Add'l	First	Add'l				
	DS3 Interface Unit (DS1 COCI) used with Loop per month			USL	UC1D1	12.96							6.62	4.74						15.75
	DS3 Interface Unit (DS1 COCI) used with Local Channel per month			ULDD1	UC1D1	12.96							6.62	4.74						15.75
	DS3 Interface Unit (DS1 COCI) used with Interoffice Channel per month			U1TD1	UC1D1	12.96							6.62	4.74						15.75
DARK FIBER																				
	Dark Fiber, Four Fiber Strands, Per Route Mile or Fraction Thereof per month - Local Channel			UDF	1L5DC	59.95														
	NRC Dark Fiber - Local Channel			UDF	UDFC4								642.79	138.67	326.97	203.85				15.75
	Dark Fiber, Four Fiber Strands, Per Route Mile or Fraction Thereof per month - Interoffice Channel			UDF	1L5DF	28.27														
	NRC Dark Fiber - Interoffice Channel			UDF	UDF14								642.79	138.67	326.97	203.85				15.75
	Dark Fiber, Four Fiber Strands, Per Route Mile or Fraction Thereof per month - Local Loop			UDF	1L5DL	59.95														
	NRC Dark Fiber - Local Loop			UDF	UDFL4								642.79	138.67	326.97	203.85				15.75
TRANSPORT OTHER																				
Optional Features & Functions:																				
8XX ACCESS TEN DIGIT SCREENING																				
	8XX Access Ten Digit Screening, Per Call			OHD		0.0006216														
	8XX Access Ten Digit Screening, Reservation Charge Per 8XX Number Reserved			OHD	N8R1X								2.60	0.44						15.75
	8XX Access Ten Digit Screening, Per 8XX No. Established W/O POTS Translations			OHD									5.97	0.81	4.60	0.54				15.75
	8XX Access Ten Digit Screening, Per 8XX No. Established With POTS Translations			OHD	N8FTX								5.97	0.81	4.60	0.54				15.75
	8XX Access Ten Digit Screening, Customized Area of Service Per 8XX Number			OHD	N8FCX								2.60	1.30						15.75
	8XX Access Ten Digit Screening, Multiple InterLATA CXR Routing Per CXR Requested Per 8XX No.			OHD	N8FMX								3.04	1.74						15.75
	8XX Access Ten Digit Screening, Change Charge Per Request			OHD	N8FAX								3.04	0.44						15.75
	8XX Access Ten Digit Screening, Call Handling and Destination Features			OHD	N8FDX								2.60							15.75
	8XX Access Ten Digit Screening, w/ 8FL No. Delivery, per query			OHD		0.0006216														
	8XX Access Ten Digit Screening, w/ POTS No. Delivery, per query			OHD		0.0006216														
LINE INFORMATION DATA BASE ACCESS (LIDB)																				
	LIDB Common Transport Per Query			OQT		0.0000197														
	LIDB Validation Per Query			OQU		0.0137053														
	LIDB Originating Point Code Establishment or Change			OQT, OQU	NRPBX								34.52	34.52	42.33	42.33				15.75
SIGNALING (CCS7)																				
	CCS7 Signaling Termination, Per STP Port			UDB	PT8SX	132.21														
	CCS7 Signaling Usage, Per TCAP Message			UDB		0.0000597														
	CCS7 Signaling Connection, Per link (A link)			UDB	TPP++	16.55							35.74	35.74	16.53	16.53				15.75
	CCS7 Signaling Connection, Per link (B link) (also known as D link)			UDB	TPP++	16.55							35.74	35.74	16.53	16.53				15.75
	CCS7 Signaling Usage, Per ISUP Message			UDB		0.0000149														
	CCS7 Signaling Usage Surrogate, per link per LATA			UDB	STU56	683.55														
	CCS7 Signaling Point Code, per Originating Point Code Establishment or Change, per STP affected			UDB	CCAPO								29.18	29.18	35.78	35.78				15.75
E911 SERVICE																				
	Local Channel - Dedicated - 2-wr Voice Grade					14.91														
	Interoffice Transport - Dedicated - 2-wr Voice Grade Per Mile					0.0098														
	Interoffice Transport - Dedicated - 2-wr Voice Grade Per Facility Termination					22.52							40.77	27.57	17.26	7.11				15.75
	Local Channel - Dedicated - DS1 - Zone 1					36.83							178.50	154.61	22.89	15.74				15.75
	Local Channel - Dedicated - DS1 - Zone 2					35.99							178.50	154.61	22.89	15.74				15.75
	Local Channel - Dedicated - DS1 - Zone 3					221.63							178.50	154.61	22.89	15.74				15.75
	Local Channel - Dedicated - DS1 - Zone 4					221.63							178.50	154.61	22.89	15.74				15.75

UNBUNDLED NETWORK ELEMENTS - Mississippi										Attachment: 2		Exhibit: B		
CATEGORY	RATE ELEMENTS	Interim	Zone	BCS	USOC	RATES(\$)	Svc Order Submitted Elec per LSR	Svc Order Submitted Manually per LSR	Incremental Charge - Manual Svc Order vs. Electronic-1st	Incremental Charge - Manual Svc Order vs. Electronic-Add'l	Incremental Charge - Manual Svc Order vs. Electronic-Disc 1st	Incremental Charge - Manual Svc Order vs. Electronic-Disc Add'l		
													Rec	Nonrecurring
										SOME C	SOMAN	SOMAN	SOMAN	SOMAN
	Interoffice Transport - Dedicated - DS1 Per Mile					0.2010								
	Interoffice Transport - Dedicated - DS1 Per Facility Termination					57.33	89.79	82.28	16.86	14.90		15.75		
											15.75			
CALLING NAME (CNAM) SERVICE														
	CNAM for DB Owners, Per Query			QQV		0.0010231								
	CNAM for Non DB Owners, Per Query			QQV		0.0010231								
	CNAM For DB Owners - Service Establishment			QQV			23.09	23.09	21.23	21.23		15.75		
	CNAM For Non DB Owners - Service Establishment			QQV			23.09	23.09	21.23	21.23		15.75		
	CNAM For DB Owners - Service Provisioning With Point Code Establishment			QQV			996.62	737.08	270.49	198.89		15.75		
	CNAM For Non DB Owners - Service Provisioning With Point Code Establishment			QQV			344.32	246.56	276.85	198.89		15.75		
LNP Query Service														
	LNP Charge Per query			QQV		0.0008477								
	LNP Service Establishment Manual						12.59	12.59	11.58	11.58		15.75		
	LNP Service Provisioning with Point Code Establishment						596.94	304.96	270.49	198.89		15.75		
OPERATOR CALL PROCESSING														
	Oper. Call Processing - Oper. Provided, Per Min. - Using BST LIDB					1.20								
	Oper. Call Processing - Oper. Provided, Per Min. - Using Foreign LIDB					1.24								
	Oper. Call Processing - Fully Automated, per Call - Using BST LIDB					0.20								
	Oper. Call Processing - Fully Automated, per Call - Using Foreign LIDB					0.20								
INWARD OPERATOR SERVICES														
	Inward Operator Services - Verification, Per Minute					1.15								
	Inward Operator Services - Verification and Emergency Interrupt - Per Minute					1.15								
BRANDING - OPERATOR CALL PROCESSING														
	Recording of Custom Branded OA Announcement				CBAOS		7,000.00	7,000.00				15.75		
	Loading of Custom Branded OA Announcement per shelf/NAV				CBAOL		500.00	500.00				15.75		
	Unbranding via OLNS for UNEP CLEC													
	Loading of OA per OCN (Regional)						1,200.00	1,200.00				15.75		
DIRECTORY ASSISTANCE SERVICES														
DIRECTORY ASSISTANCE ACCESS SERVICE														
	Directory Assistance Access Service Calls, Charge Per Call					0.275								
DIRECTORY ASSISTANCE CALL COMPLETION ACCESS SERVICE (DACC)														
	Directory Assistance Call Completion Access Service (DACC), Per Call Attempt					0.10								
DIRECTORY TRANSPORT														
DIRECTORY ASSISTANCE SERVICES														
DIRECTORY ASSISTANCE DATA BASE SERVICE (DADS)														
	Directory Assistance Data Base Service Charge Per Listing					0.04								
	Directory Assistance Data Base Service, per month				DBSOF	150.00								
BRANDING - DIRECTORY ASSISTANCE														
Facility Based CLEC														
	Recording and Provisioning of DA Custom Branded Announcement			AMT	CBADA		6,000.00	6,000.00						
	Loading of Custom Branded Announcement per DRAM Card/Switch			AMT	CBADC		1,170.00	1,170.00						
UNEP CLEC														
	Recording of DA Custom Branded Announcement						3,000.00	3,000.00						
	Loading of DA Custom Branded Announcement per DRAM Card/Switch per OCN						1,170.00	1,170.00						
Unbranding via OLNS for UNEP CLEC														
	Loading of DA per OCN (1 OCN per Order)						420.00	420.00						
	Loading of DA per Switch per OCN						16.00	16.00						

UNBUNDLED NETWORK ELEMENTS - Mississippi										Attachment: 2		Exhibit: B	
CATEGORY	RATE ELEMENTS	Interim	Zone	BCS	USOC	RATES(\$)	Svc Order Submitted Elec per LSR	Svc Order Submitted Manually per LSR	Incremental Charge - Manual Svc Order vs. Electronic-1st	Incremental Charge - Manual Svc Order vs. Electronic-Add'l	Incremental Charge - Manual Svc Order vs. Electronic-Disc 1st	Incremental Charge - Manual Svc Order vs. Electronic-Disc Add'l	
													Rec
SELECTIVE ROUTING													
	Selective Routing Per Unique Line Class Code Per Request Per Switch				USRCR	85.19	85.19	14.19	14.19			15.75	
VIRTUAL COLLOCATION													
	Virtual Collocation - Application Cost			AMTFS	EAF	1,212.25		0.51					
	Virtual Collocation - Cable Installation Cost, per cable			AMTFS	ESPCX	926.27		22.62					
	Virtual Collocation - Floor Space, per sq. ft.			AMTFS	ESPVX	5.74							
	Virtual Collocation - Power, per breaker amp			AMTFS	ESPAX	7.33							
	Virtual Collocation - Cable Support Structure, per entrance cable			AMTFS	ESPSX	15.24							
	Virtual Collocation - 2-wire Cross Connects (loop)			UEANL,UEA,UDN,U DC,UAL,UHL,UCL,U EQ, AMTFS, UDL, UNCVX, UNCDX, UNCNX	UEAC2	0.0268	12.37	11.87	6.04	5.45		15.75	
	Virtual Collocation - 4-wire Cross Connects (loop)			UEA,UHL,UCL,UDL, AMTFS, UAL, UDN, UNCVX, UNCDX	UEAC4	0.0536	12.47	11.94	6.59	5.91		15.75	
	Virtual Collocation - 2-Fiber Cross Connects			AMTFS,UDL12, UDLO3, U1T48, U1T12, U1T03, ULDO3, ULD12, ULD48, UDF	CNC2F	2.91	21.01	15.29	7.61	6.10		15.75	
	Virtual Collocation - 4-Fiber Cross Connects			AMTFS,UDL12, UDLO3, U1T48, U1T12, U1T03, ULDO3, ULD12, ULD48, UDF	CNC4F	5.82	25.70	19.97	10.01	8.50		15.75	
	Virtual collocation - DS1 Cross Connects			USL,ULC,AMTFS, ULR, UXTD1, UNC1X, ULDD1, U1TD1, USLEL, UNLD1	CNC1X	1.14	22.16	16.02	6.60	5.97		15.75	
	Virtual collocation - DS3 Cross Connects			USL,ULC,AMTFS,U E3, U1TD3, UXTS1, UXTD3, UNC3X, UNCSX, ULDD3, U1TS1, ULDS1, UDLSX, UNLD3	CND3X	14.49	21.01	15.29	7.61	6.10		15.75	
	Virtual Collocation - Co-Carrier Cross Connects - Fiber Cable Support Structure, per linear foot			AMTFS	VE1CB	0.0025							
	Virtual Collocation - Co-Carrier Cross Connects - Copper/Coax Cable Support Structure, per linear ft			AMTFS	VE1CD	0.0037							
	Virtual Collocation - Co-Carrier Cross Connects - Fiber Cable Support Structure, per cable			AMTFS	VE1CC		534.65						
	Virtual Collocation - Co-Carrier Cross Connects - Copper/Coax Cable Support Structure, per cable			AMTFS	VE1CE		534.65						
	Virtual collocation - Security Escort - Basic, per half hour			AMTFS	SPTBX		17.02	10.79					
	Virtual collocation - Security Escort - Overtime, per half hour			AMTFS	SPTOX		22.17	13.94					
	Virtual collocation - Security Escort - Premium, per half hour			AMTFS	SPTPX		27.32	17.08					
	Virtual collocation - Maintenance in CO - Basic, per half hour			AMTFS	CTRLX		28.09	10.79					
	Virtual collocation - Maintenance in CO - Overtime, per half hour			AMTFS	SPTOM		36.69	13.94					
	Virtual collocation - Maintenance in CO - Premium per half hour			AMTFS	SPTPM		45.28	17.08					
VIRTUAL COLLOCATION													
	Virtual Collocation - 2-wire Cross Connect, Exchange Port 2-Wire Analog - Res			UEPSR	VE1R2	0.0268	12.37	11.87	6.04	5.45		15.75	

UNBUNDLED NETWORK ELEMENTS - Mississippi										Attachment: 2		Exhibit: B				
CATEGORY	RATE ELEMENTS	Interim	Zone	BCS	USOC	RATES(\$)	Svc Order Submitted Elec per LSR	Svc Order Submitted Manually per LSR	Incremental Charge - Manual Svc Order vs. Electronic-1st	Incremental Charge - Manual Svc Order vs. Electronic-Add'l	Incremental Charge - Manual Svc Order vs. Electronic-Disc 1st	Incremental Charge - Manual Svc Order vs. Electronic-Disc Add'l				
													Rec	Nonrecurring		Nonrecurring Disconnect
										SOMEc	SOMAN	SOMAN	SOMAN	SOMAN	SOMAN	
	Virtual Collocation 2-Wire Cross Connect, Exchange Port 2-Wire Line Side PBX Trunk - Bus			UEPSP	VE1R2	0.0268	12.37	11.87	6.04	5.45		15.75				
	Virtual Collocation 2-Wire Cross Connect, Exchange Port 2-Wire Voice Grade PBX Trunk - Res			UEPSE	VE1R2	0.0268	12.37	11.87	6.04	5.45		15.75				
	Virtual Collocation 2-Wire Cross Connect, Exchange Port 2-Wire Analog Bus			UEPSB	VE1R2	0.0268	12.37	11.87	6.04	5.45		15.75				
	Virtual Collocation 2-Wire Cross Connect, Exchange Port 2-Wire ISDN			UEPSX	VE1R2	0.0268	12.37	11.87	6.04	5.45		15.75				
	Virtual Collocation 2-Wire Cross Connect, Exchange Port 2-Wire ISDN			UEPTX	VE1R2	0.0268	12.37	11.87	6.04	5.45		15.75				
	Virtual Collocation 4-Wire Cross Connect, Exchange Port 4-Wire ISDN DS1			UEPEX	VE1R4	0.0536	12.47	11.94	6.59	5.91		15.75				
VIRTUAL COLLOCATION																
	Virtual Collocation-2 Wire Cross Connects (Loop) for Line Splitting			UEPSR, UEPSB	VE1LS	0.0268	12.37	11.87	6.04	5.45		15.75				
AIN SELECTIVE CARRIER ROUTING																
	Regional Service Establishment			SRC	SRCEC		101,685.12		8,640.51			15.75				
	End Office Establishment			SRC	SRCEO		167.49	167.49	1.71	1.71		15.75				
	Query NRC, per query			SRC		0.0030502										
AIN - BELLSOUTH AIN SMS ACCESS SERVICE																
	AIN SMS Access Service - Service Establishment, Per State, Initial Setup			A1N	CAMSE		39.67	39.67	40.92	40.92		15.75				
	AIN SMS Access Service - Port Connection - Dial/Shared Access			A1N	CAMDP		7.87	7.87	9.14	9.14		15.75				
	AIN SMS Access Service - Port Connection - ISDN Access			A1N	CAM1P		7.87	7.87	9.14	9.14		15.75				
	AIN SMS Access Service - User Identification Codes - Per User ID Code			A1N	CAMAU		35.21	35.21	27.21	27.21		15.75				
	AIN SMS Access Service - Security Card, Per User ID Code, Initial or Replacement			A1N	CAMRC		42.13	42.13	11.78	11.78		15.75				
	AIN SMS Access Service - Storage, Per Unit (100 Kilobytes)					0.0021										
	AIN SMS Access Service - Session, Per Minute					0.5649										
	AIN SMS Access Service - Company Performed Session, Per Minute					0.8393										
AIN - BELLSOUTH AIN TOOLKIT SERVICE																
	AIN Toolkit Service - Service Establishment Charge, Per State, Initial Setup			CAM	BAPSC		39.67	39.67	40.92	40.92		15.75				
	AIN Toolkit Service - Training Session, Per Customer				BAPVX		4,226.54	4,226.54				15.75				
	AIN Toolkit Service - Trigger Access Charge, Per Trigger, Per DN, Term. Attempt				BAPTT		7.87	7.87	9.14	9.14		15.75				
	AIN Toolkit Service - Trigger Access Charge, Per Trigger, Per DN, Off-Hook Delay				BAPTD		7.87	7.87	9.14	9.14		15.75				
	AIN Toolkit Service - Trigger Access Charge, Per Trigger, Per DN, Off-Hook Immediate				BAPTM		7.87	7.87	9.14	9.14		15.75				
	AIN Toolkit Service - Trigger Access Charge, Per Trigger, Per DN, 10-Digit PDDP				BAPTO		34.67	34.67	14.44	14.44		15.75				
	AIN Toolkit Service - Trigger Access Charge, Per Trigger, Per DN, CDP				BAPTC		34.67	34.67	14.44	14.44		15.75				
	AIN Toolkit Service - Trigger Access Charge, Per Trigger, Per DN, Feature Code				BAPTF		34.67	34.67	14.44	14.44		15.75				
	AIN Toolkit Service - Query Charge, Per Query					0.0535577										
	AIN Toolkit Service - Type 1 Node Charge, Per AIN Toolkit Subscription, Per Node, Per Query					0.0063509										
	AIN Toolkit Service - SCP Storage Charge, Per SMS Access Account, Per 100 Kilobytes					0.06										
	AIN Toolkit Service - Monthly report - Per AIN Toolkit Service Subscription			CAM	BAPMS	11.11	7.87	7.87	5.54	5.54		15.75				
	AIN Toolkit Service - Special Study - Per AIN Toolkit Service Subscription			CAM	BAPLS	2.71	8.71	8.71				15.75				

UNBUNDLED NETWORK ELEMENTS - Mississippi										Attachment: 2		Exhibit: B			
CATEGORY	RATE ELEMENTS	Interim	Zone	BCS	USOC	RATES(\$)				Svc Order Submitted Elec per LSR	Svc Order Submitted Manually per LSR	Incremental Charge - Manual Svc Order vs. Electronic-1st	Incremental Charge - Manual Svc Order vs. Electronic-Add'l	Incremental Charge - Manual Svc Order vs. Electronic-Disc 1st	Incremental Charge - Manual Svc Order vs. Electronic-Disc Add'l
						Rec	Nonrecurring		Nonrecurring Disconnect						
							First	Add'l	First	Add'l	SOMEc	SOMAN	SOMAN	SOMAN	SOMAN
	AIN Toolkit Service - Call Event Report - Per AIN Toolkit Service Subscription			CAM	BAPDS	8.48	7.87	7.87	5.54	5.54		15.75			
	AIN Toolkit Service - Call Event Special Study - Per AIN Toolkit Service Subscription			CAM	BAPES	0.09	8.71	8.71				15.75			
ENHANCED EXTENDED LINK (EELs)															
NOTE: New EELs available in GA, TN, KY, LA, MS, & SC and density zone 1 of following MSAs: Orlando, FL; Miami, FL; Ft. Lauderdale, FL;															
NOTE: Charlotte-Gastonia-Rockhill, NC; Greensboro-Winston Salem-High Point, NC. Use all rates below except Switch As Is Charge.															
NOTE: In all states, EEL network elements shown below also apply to currently combined facilities which are converted to UNE rates. A Switch As Is Charge applies to currently combined facilities converted to UNEs.(Non-recurring rates do not apply.)															
NOTE: In GA, TN, KY, LA, MS & SC the EEL network elements apply to ordinarily combined network elements.(No Switch As Is Charge.)															
2-WIRE VOICE GRADE EXTENDED LOOP WITH DEDICATED DS1 INTEROFFICE TRANSPORT (EEL)															
	First 2-Wire VG Loop(SL2) in a DS1 Interofficed Transport Combination - Zone 1		1	UNCVX	UEAL2	13.89	105.96	68.28	52.82	10.37		15.75			
	First 2-Wire VG Grade Loop(SL2) in a DS1 Interofficed Transport Combination - Zone 2		2	UNCVX	UEAL2	18.75	105.96	68.28	52.82	10.37		15.75			
	First 2-Wire VG Grade Loop(SL2) in a DS1 Interofficed Transport Combination - Zone 3		3	UNCVX	UEAL2	27.55	105.96	68.28	52.82	10.37		15.75			
	First 2-Wire VG Loop(SL2) in a DS1 Interofficed Transport Combination - Zone 4		4	UNCVX	UEAL2	45.72	105.96	68.28	52.82	10.37		15.75			
	Interoffice Transport - Dedicated - DS1 combination - Per Mile per month			UNC1X	1L5XX	0.1813									
	Interoffice Transport - Dedicated - DS1 combination - Facility Termination per month			UNC1X	U1TF1	51.72	89.79	82.28	16.86	14.90		15.75			
	DS1 Channelization System Per Month			UNC1X	MQ1	102.85	91.57	62.94	10.87	10.10		15.75			
	Voice Grade COCI - DS1 To Ds0 Interface - Per Month			UNCVX	1D1VG	0.5737	6.62	4.74							
	Each Additional 2-Wire VG Loop(SL 2) in the same DS1 Interoffice Transport Combination - Zone 1		1	UNCVX	UEAL2	13.89	105.96	68.28	52.82	10.37		15.75			
	Each Additional 2-Wire VG Loop(SL2) in the same DS1 Interoffice Transport Combination - Zone 2		2	UNCVX	UEAL2	18.75	105.96	68.28	52.82	10.37		15.75			
	Each Additional 2-Wire VG Loop(SL2) in the same DS1 Interoffice Transport Combination - Zone 3		3	UNCVX	UEAL2	27.55	105.96	68.28	52.82	10.37		15.75			
	Each Additional 2-Wire VG Loop(SL2) in the same DS1 Interoffice Transport Combination - Zone 4		4	UNCVX	UEAL2	45.72	105.96	68.28	52.82	10.37		15.75			
	Voice Grade COCI - DS1 to DS0 Channel System combination - per month			UNCVX	1D1VG	0.5737	6.62	4.74				15.75			
	Nonrecurring Currently Combined Network Elements Switch -As-Is Charge			UNC1X	UNCCC		5.63	5.63	7.20	7.20		15.75			
4-WIRE VOICE GRADE EXTENDED LOOP WITH DEDICATED DS1 INTEROFFICE TRANSPORT (EEL)															
	First 4-Wire Analog Voice Grade Loop in a DS1 Interoffice Transport Combination - Zone 1		1	UNCVX	UEAL4	27.47	132.27	94.59	60.68	14.64		15.75			
	First 4-Wire Analog Voice Grade Loop in a DS1 Interoffice Transport Combination - Zone 2		2	UNCVX	UEAL4	38.26	132.27	94.59	60.68	14.64		15.75			
	First 4-Wire Analog Voice Grade Loop in a DS1 Interoffice Transport Combination - Zone 3		3	UNCVX	UEAL4	50.03	132.27	94.59	60.68	14.64		15.75			
	First 4-Wire Analog Voice Grade Loop in a DS1 Interoffice Transport Combination - Zone 4		4	UNCVX	UEAL4	50.03	132.27	94.59	60.68	14.64		15.75			
	Interoffice Transport - Dedicated - DS1 combination - Per Mile Per Month			UNC1X	1L5XX	0.1813									
	Interoffice Transport - Dedicated - DS1 - Facility Termination Per Month			UNC1X	U1TF1	51.72	89.79	82.28	16.86	14.90		15.75			
	Channelization - Channel System DS1 to DS0 combination Per Month			UNC1X	MQ1	102.85	91.57	62.94	10.87	10.10		15.75			
	Voice Grade COCI - DS1 to DS0 Channel System combination - per month			UNCVX	1D1VG	0.5737	6.62	4.74				15.75			
	Additional 4-Wire Analog Voice Grade Loop in same DS1 Interoffice Transport Combination - Zone 1		1	UNCVX	UEAL4	27.47	132.27	94.59	60.68	14.64		15.75			
	Additional 4-Wire Analog Voice Grade Loop in same DS1 Interoffice Transport Combination - Zone 2		2	UNCVX	UEAL4	38.26	132.27	94.59	60.68	14.64		15.75			
	Additional 4-Wire Analog Voice Grade Loop in same DS1 Interoffice Transport Combination - Zone 3		3	UNCVX	UEAL4	50.03	132.27	94.59	60.68	14.64		15.75			

UNBUNDLED NETWORK ELEMENTS - Mississippi										Attachment: 2		Exhibit: B											
CATEGORY	RATE ELEMENTS	Interim	Zone	BCS	USOC	RATES(\$)	Svc Order Submitted Elec per LSR	Svc Order Submitted Manually per LSR	Incremental Charge - Manual Svc Order vs. Electronic-1st	Incremental Charge - Manual Svc Order vs. Electronic-Add'l	Incremental Charge - Manual Svc Order vs. Electronic-Disc 1st	Incremental Charge - Manual Svc Order vs. Electronic-Disc Add'l	OSS Rates(\$)										
													Rec	Nonrecurring		Nonrecurring Disconnect		SOMEc	SOMAN	SOMAN	SOMAN	SOMAN	SOMAN
													First	Add'l	First	Add'l							
	Additional 4-Wire Analog Voice Grade Loop in same DS1 Interoffice Transport Combination - Zone 4		4	UNCVX	UEAL4	50.03							132.27	94.59	60.68	14.64							15.75
	Voice Grade COCI - DS1 to DS0 Channel System combination - per month			UNCVX	1D1VG	0.5737							6.62	4.74									15.75
	Nonrecurring Currently Combined Network Elements Switch -As-Is Charge			UNC1X	UNCCC								5.63	5.63	7.20	7.20							15.75
	4-WIRE 56 KBPS EXTENDED DIGITAL LOOP WITH DEDICATED DS1 INTEROFFICE TRANSPORT (EEL)																						
	First 4-Wire 56Kbps Digital Grade Loop in a DS1 Interoffice Transport Combination - Zone 1		1	UNCDX	UDL56	27.44							126.53	88.85	60.68	14.64							15.75
	First 4-wire 56Kbps Digital Grade Loop in a DS1 Interoffice Transport Combination - Zone 2		2	UNCDX	UDL56	34.55							126.53	88.85	60.68	14.64							15.75
	First 4-Wire 56Kbps Digital Grade Loop in a DS1 Interoffice Transport Combination - Zone 3		3	UNCDX	UDL56	40.76							126.53	88.85	60.68	14.64							15.75
	First 4-Wire 56Kbps Digital Grade Loop in a DS1 Interoffice Transport Combination - Zone 4		4	UNCDX	UDL56	32.25							126.53	88.85	60.68	14.64							15.75
	Interoffice Transport - Dedicated - DS1 combination - Per Mile Per Month			UNC1X	1L5XX	0.1813																	15.75
	Interoffice Transport - Dedicated - DS1 - combination Facility Termination Per Month			UNC1X	U1TF1	51.72							89.79	82.28	16.86	14.90							15.75
	Channelization - Channel System DS1 to DS0 combination Per Month			UNC1X	MQ1	102.85							91.57	62.94	10.87	10.10							15.75
	OCU-DP COCI (data) - DS1 to DS0 Channel System - per month (2.4-64kbs)			UNCDX	1D1DD	1.22							6.62	4.74									15.75
	Additional 4-Wire 56Kbps Digital Grade Loop in same DS1 Interoffice Transport Combination - Zone 1		1	UNCDX	UDL56	27.44							126.53	88.85	60.68	14.64							15.75
	Additional 4-Wire 56Kbps Digital Grade Loop in same DS1 Interoffice Transport Combination - Zone 2		2	UNCDX	UDL56	34.55							126.53	88.85	60.68	14.64							15.75
	Additional 4-Wire 56Kbps Digital Grade Loop in same DS1 Interoffice Transport Combination - Zone 3		3	UNCDX	UDL56	40.76							126.53	88.85	60.68	14.64							15.75
	Additional 4-Wire 56Kbps Digital Grade Loop in same DS1 Interoffice Transport Combination - Zone 4		4	UNCDX	UDL56	32.25							126.53	88.85	60.68	14.64							15.75
	OCU-DP COCI (data) - DS1 to DS0 Channel System - combination per month (2.4-64kbs)			UNCDX	1D1DD	1.22							6.62	4.74									15.75
	Nonrecurring Currently Combined Network Elements Switch -As-Is Charge			UNC1X	UNCCC								5.63	5.63	7.20	7.20							15.75
	4-WIRE 64 KBPS EXTENDED DIGITAL LOOP WITH DEDICATED DS1 INTEROFFICE TRANSPORT (EEL)																						
	First 4-Wire 64Kbps Digital Grade Loop in a DS1 Interoffice Transport Combination - Zone 1		1	UNCDX	UDL64	27.44							126.53	88.85	60.68	14.64							15.75
	First 4-Wire 64Kbps Digital Grade Loop in a DS1 Interoffice Transport Combination - Zone 2		2	UNCDX	UDL64	34.55							126.53	88.85	60.68	14.64							15.75
	First 4-Wire 64Kbps Digital Grade Loop in a DS1 Interoffice Transport Combination - Zone 3		3	UNCDX	UDL64	40.76							126.53	88.85	60.68	14.64							15.75
	First 4-Wire 64Kbps Digital Grade Loop in a DS1 Interoffice Transport Combination - Zone 4		4	UNCDX	UND64	32.25							126.53	88.85	60.68	14.64							15.75
	Interoffice Transport - Dedicated - DS1 combination - Per Mile Per Month			UNC1X	1L5XX	0.1813																	15.75
	Interoffice Transport - Dedicated - DS1 combination - Facility Termination Per Month			UNC1X	U1TF1	51.72							89.79	82.28	16.86	14.90							15.75
	Channelization - Channel System DS1 to DS0 combination Per Month			UNC1X	MQ1	102.85							91.57	62.94	10.87	10.10							15.75
	OCU-DP COCI (data) - DS1 to DS0 Channel System combination - per month (2.4-64kbs)			UNCDX	1D1DD	1.22							6.62	4.74									15.75
	Additional 4-Wire 64Kbps Digital Grade Loop in same DS1 Interoffice Transport Combination - Zone 1		1	UNCDX	UDL64	27.44							126.53	88.85	60.68	14.64							15.75
	Additional 4-Wire 64Kbps Digital Grade Loop in same DS1 Interoffice Transport Combination - Zone 2		2	UNCDX	UDL64	34.55							126.53	88.85	60.68	14.64							15.75
	Additional 4-Wire 64Kbps Digital Grade Loop in same DS1 Interoffice Transport Combination - Zone 3		3	UNCDX	UDL64	40.76							126.53	88.85	60.68	14.64							15.75

UNBUNDLED NETWORK ELEMENTS - Mississippi											Attachment: 2		Exhibit: B							
CATEGORY	RATE ELEMENTS	Interim	Zone	BCS	USOC	RATES(\$)	Svc Order Submitted Elec per LSR	Svc Order Submitted Manually per LSR	Incremental Charge - Manual Svc Order vs. Electronic-1st	Incremental Charge - Manual Svc Order vs. Electronic-Add'l	Incremental Charge - Manual Svc Order vs. Electronic-Disc 1st	Incremental Charge - Manual Svc Order vs. Electronic-Disc Add'l	OSS Rates(\$)							
													Rec	Nonrecurring		Nonrecurring Disconnect		SOMEc	SOMAN	SOMAN
													First	Add'l	First	Add'l				
	Additional 4-Wire 64Kbps Digital Grade Loop in same DS1 Interoffice Transport Combination - Zone 4		4	UNCDX	UDL64	32.25							126.53	88.85	60.68	14.64				15.75
	OCU-DP COCI (data) - DS1 to DS0 Channel System combination - per month (2.4-64kbs)			UNCDX	1D1DD	1.22							6.62	4.74						15.75
	Nonrecurring Currently Combined Network Elements Switch -As-Is Charge			UNC1X	UNCCC								5.63	5.63	7.20	7.20				15.75
4-WIRE DS1 DIGITAL EXTENDED LOOP WITH DEDICATED DS1 INTEROFFICE TRANSPORT (EEL)																				
	4-Wire DS1 Digital Loop in Combination with DS1 Interoffice Transport - Zone 1		1	UNC1X	USLXX	79.08							253.93	158.45	46.10	12.07				15.75
	4-Wire DS1 Digital Loop in Combination with DS1 Interoffice Transport - Zone 2		2	UNC1X	USLXX	129.38							253.93	158.45	46.10	12.07				15.75
	4-Wire DS1 Digital Loop in Combination with DS1 Interoffice Transport - Zone 3		3	UNC1X	USLXX	206.74							253.93	158.45	46.10	12.07				15.75
	4-Wire DS1 Digital Loop in Combination with DS1 Interoffice Transport - Zone 4		4	UNC1X	USLXX	458.46							253.93	158.45	46.10	12.07				15.75
	Interoffice Transport - Dedicated - DS1 combination - Per Mile Per Month			UNC1X	1L5XX	0.1813														
	Interoffice Transport - Dedicated - DS1 combination - Facility Termination Per Month			UNC1X	U1TF1	51.72							89.79	82.28	16.86	14.90				15.75
	Nonrecurring Currently Combined Network Elements Switch -As-Is Charge			UNC1X	UNCCC								5.63	5.63	7.20	7.20				15.75
4-WIRE DS1 DIGITAL EXTENDED LOOP WITH DEDICATED DS3 INTEROFFICE TRANSPORT (EEL)																				
	First DS1Loop in DS3 Interoffice Transport Combination - Zone 1		1	UNC1X	USLXX	79.08							253.93	158.45	46.10	12.07				15.75
	First DS1Loop in DS3 Interoffice Transport Combination - Zone 2		2	UNC1X	USLXX	129.38							253.93	158.45	46.10	12.07				15.75
	First DS1Loop in DS3 Interoffice Transport Combination - Zone 3		3	UNC1X	USLXX	206.74							253.93	158.45	46.10	12.07				15.75
	First DS1Loop in DS3 Interoffice Transport Combination - Zone 4		4	UNC1X	USLXX	458.46							253.93	158.45	46.10	12.07				15.75
	Interoffice Transport - Dedicated - DS3 combination - Per Mile Per Month			UNC3X	1L5XX	4.29														
	Interoffice Transport - Dedicated - DS3 - Facility Termination per month			UNC3X	U1TF3	641.90							280.37	163.70	62.08	60.29				15.75
	DS3 to DS1 Channel System combination per month			UNC3X	MQ3	107.85							179.17	94.52	34.30	32.82				15.75
	DS3 Interface Unit (DS1 COCI) combination per month			UNC1X	UC1D1	12.96							6.62	4.74						15.75
	Additional DS1Loop in DS3 Interoffice Transport Combination - Zone 1		1	UNC1X	USLXX	79.08							253.93	158.45	46.10	12.07				15.75
	Additional DS1Loop in DS3 Interoffice Transport Combination - Zone 2		2	UNC1X	USLXX	129.38							253.93	158.45	46.10	12.07				15.75
	Additional DS1Loop in DS3 Interoffice Transport Combination - Zone 3		3	UNC1X	USLXX	206.74							253.93	158.45	46.10	12.07				15.75
	Additional DS1Loop in DS3 Interoffice Transport Combination - Zone 4		4	UNC1X	USLXX	458.46							253.93	158.45	46.10	12.07				15.75
	DS3 Interface Unit (DS1 COCI) combination per month			UNC1X	UC1D1	12.96							6.62	4.74						15.75
	Nonrecurring Currently Combined Network Elements Switch -As-Is Charge			UNC3X	UNCCC								5.63	5.63	7.20	7.20				15.75
2-WIRE VOICE GRADE EXTENDED LOOP/ 2 WIRE VOICE GRADE INTEROFFICE TRANSPORT (EEL)																				
	2-WireVG Loop used with 2-wire VG Interoffice Transport Combination - Zone 1		1	UNCVX	UEAL2	13.89							105.96	68.28	52.82	10.37				15.75
	2-WireVG Loop used with 2-wire VG Interoffice Transport Combination - Zone 2		2	UNCVX	UEAL2	18.75							105.96	68.28	52.82	10.37				15.75
	2-WireVG Loop used with 2-wire VG Interoffice Transport Combination - Zone 3		3	UNCVX	UEAL2	27.55							105.96	68.28	52.82	10.37				15.75
	A.1.2 2-WireVG Loop used with 2-wire VG Interoffice Transport Combination - Zone 4		4	UNCVX	UEAL2	45.72							105.96	68.28	52.82	10.37				15.75
	Interoffice Transport - Dedicated - 2-wire VG combination - Per Mile Per Month			UNCVX	1L5XX	0.00088														

UNBUNDLED NETWORK ELEMENTS - Mississippi											Attachment: 2		Exhibit: B							
CATEGORY	RATE ELEMENTS	Interim	Zone	BCS	USOC	RATES(\$)	Svc Order Submitted Elec per LSR	Svc Order Submitted Manually per LSR	Incremental Charge - Manual Svc Order vs. Electronic-1st	Incremental Charge - Manual Svc Order vs. Electronic-Add'l	Incremental Charge - Manual Svc Order vs. Electronic-Disc 1st	Incremental Charge - Manual Svc Order vs. Electronic-Disc Add'l	OSS Rates(\$)							
													Rec	Nonrecurring		Nonrecurring Disconnect		SOMEc	SOMAN	SOMAN
	4-wire 64 kbps Loop/4-wire 64 kbps Interoffice Transport Combination - Zone 4		4	UNCDX	UDL64	32.25														
	Interoffice Transport - Dedicated - 4-wire 64 kbps combination - Per Mile			UNCDX	1L5XX	0.00088														
	Interoffice Transport - Dedicated - 4-wire 64 kbps combination - Facility Termination			UNCDX	U1TD6	14.14														
	Nonrecurring Currently Combined Network Elements Switch -As-Is Charge			UNCDX	UNCCC															
ADDITIONAL NETWORK ELEMENTS																				
When used as a part of a currently combined facility, the non-recurring charges do not apply, but a Switch As Is charge does apply.																				
When used as ordinarily combined network elements in Mississippi, the non-recurring charges apply and the Switch As Is Charge does not.																				
Nonrecurring Currently Combined Network Elements "Switch As Is" Charge (One applies to each combination)																				
	Nonrecurring Currently Combined Network Elements Switch -As-Is Charge - 2 wire/4-Wire VG			UNCVX	UNCCC	5.63														
	Nonrecurring Currently Combined Network Elements Switch -As-Is Charge - 56/64 kbps			UNCDX	UNCCC	5.63														
	Nonrecurring Currently Combined Network Elements Switch -As-Is Charge - DS1			UNC1X	UNCCC	5.63														
	Nonrecurring Currently Combined Network Elements Switch -As-Is Charge - DS3			UNC3X	UNCCC	5.63														
	Nonrecurring Currently Combined Network Elements Switch -As-Is Charge - STS1			UNCSX	UNCCC	5.63														
NOTE: Local Channel - Dedicated Transport - minimum billing period - Below DS3=one month, DS3 and above=four months																				
	Local Channel - Dedicated - 2-Wire Voice Grade per month			UNCXV	ULDV2	14.91														
	Local Channel - Dedicated - 4-Wire Voice Grade per month			UNCXV	ULDV4	15.99														
	Local Channel - Dedicated - DS1 per month Zone 1		1	UNC1X	ULDF1	36.83														
	Local Channel - Dedicated -DS1 Per Month Zone 2		2	UNC1X	ULDF1	35.99														
	Local Channel - Dedicated - DS1- Per Month Zone 3		3	UNC1X	ULDF1	221.63														
	Local Channel - Dedicated - DS1- Per Month Zone 4		4	UNC1X	ULDF1	221.63														
	Local Channel - Dedicated - DS3 - Per Mile per month			UNC3X	1L5NC	9.66														
	Local Channel - Dedicated - DS3 - Facility Termination per month			UNC3X	ULDF3	413.87														
	Local Channel - Dedicated - STS-1- Per Mile per month			UNCSX	1L5NC	9.66														
	Local Channel - Dedicated - STS-1 - Facility Termination per month			UNCSX	ULDFS	408.02														
UNBUNDLED LOCAL EXCHANGE SWITCHING(PORTS)																				
Exchange Ports																				
NOTE: Although the Port Rate includes all available features in GA, KY, LA & TN, the desired features will need to be ordered using retail USOCs																				
2-WIRE VOICE GRADE LINE PORT RATES (RES)																				
	Exchange Ports - 2-Wire Analog Line Port- Res.			UEPSR	UEPRL	1.41														
	Exchange Ports - 2-Wire Analog Line Port with Caller ID - Res.			UEPSR	UEPRC	1.41														
	Exchange Ports - 2-Wire Analog Line Port outgoing only - Res.			UEPSR	UEPRO	1.41														
	Exchange Ports - 2-Wire VG unbundled MS extended local dialing parity Port with Caller ID - Res.			UEPSR	UEPAT	1.41														
	Exchange Ports - 2-Wire VG unbundled res, low usage line port with Caller ID (LUM)			UEPSR	UEPAP	1.41														
	Subsequent Activity			UEPSR	USASC	0.00														
FEATURES																				
	All Available Vertical Features			UEPSR	UEPVF	2.56														
2-WIRE VOICE GRADE LINE PORT RATES (BUS)																				
	Exchange Ports - 2-Wire Analog Line Port without Caller ID - Bus			UEPSB	UEPBL	1.41														
	Exchange Ports - 2-Wire VG unbundled Line Port with unbundled port with Caller+E484 ID - Bus.			UEPSB	UEPBC	1.41														
	Exchange Ports - 2-Wire Analog Line Port outgoing only - Bus.			UEPSB	UEPBO	1.41														

UNBUNDLED NETWORK ELEMENTS - Mississippi										Attachment: 2		Exhibit: B				
CATEGORY	RATE ELEMENTS	Interim	Zone	BCS	USOC	RATES(\$)	Svc Order Submitted Elec per LSR	Svc Order Submitted Manually per LSR	Incremental Charge - Manual Svc Order vs. Electronic-1st	Incremental Charge - Manual Svc Order vs. Electronic-Add'l	Incremental Charge - Manual Svc Order vs. Electronic-Disc 1st	Incremental Charge - Manual Svc Order vs. Electronic-Disc Add'l				
													Rec	Nonrecurring		Nonrecurring Disconnect
							First	Add'l	First	Add'l	SOMEK	SOMAN	SOMAN	SOMAN	SOMAN	SOMAN
UNBUNDLED PORT/LOOP COMBINATIONS - COST BASED RATES																
Cost Based Rates are applied where BellSouth is required by FCC and/or State Commission rule to provide Unbundled Local Switching or Switch Ports.																
Features shall apply to the Unbundled Port/Loop Combination - Cost Based Rate section in the same manner as they are applied to the Stand-Alone Unbundled Port section of this Rate Exhibit.																
End Office and Tandem Switching Usage and Common Transport Usage rates in the Port section of this rate exhibit shall apply to all combinations of loop/port network elements except for UNE Coin Port/Loop Combinations.																
For Georgia, Kentucky, Louisiana, Mississippi, South Carolina and Tennessee, the recurring UNE Port and Loop charges listed apply to Currently Combined and Not Currently Combined Combos. The first and additional Port nonrecurring charges apply to Not Currently Combined Combos for all states. In GA, KY, LA, MS, SC and TN these nonrecurring charges are commission ordered cost based rates and in AL, FL and NC these nonrecurring charges are Market Rates and are also listed in the Market Rate section.																
For Currently Combined Combos in all other states, the nonrecurring charges shall be those identified in the Nonrecurring - Currently Combined sections.																
2-WIRE VOICE GRADE LOOP WITH 2-WIRE LINE PORT (RES)																
UNE Port/Loop Combination Rates																
	2-Wire VG Loop/Port Combo - Zone 1		1			12.22										
	2-Wire VG Loop/Port Combo - Zone 2		2			17.13										
	2-Wire VG Loop/Port Combo - Zone 3		3			26.26										
	2-Wire VG Loop/Port Combo - Zone 4		4			44.91										
UNE Loop Rates																
	2-Wire Voice Grade Loop (SL1) - Zone 1		1	UEPRX	UEPLX	10.98										
	2-Wire Voice Grade Loop (SL1) - Zone 2		2	UEPRX	UEPLX	15.91										
	2-Wire Voice Grade Loop (SL1) - Zone 3		3	UEPRX	UEPLX	25.04										
	2-Wire Voice Grade Loop (SL1) - Zone 4		4	UEPRX	UEPLX	43.68										
2-Wire Voice Grade Line Port Rates (Res)																
	2-Wire voice unbundled port - residence			UEPRX	UEPRL	1.23	40.31	19.84	24.90	6.58		15.75				
	2-Wire voice unbundled port with Caller ID - res			UEPRX	UEPRC	1.23	40.31	19.84	24.90	6.58		15.75				
	2-Wire voice unbundled port outgoing only - res			UEPRX	UEPRO	1.23	40.31	19.84	24.90	6.58		15.75				
	2-Wire voice Grade unbundled Mississippi extended local dialing parity port with Caller ID - res			UEPRX	UEPAT	1.23	40.31	19.84	24.90	6.58		15.75				
	2-Wire voice unbundles res, low usage line port with Caller ID (LUM)			UEPRX	UEPAP	1.23	40.31	19.84	24.90	6.58		15.75				
FEATURES																
	All Features Offered			UEPRX	UEPVF	2.56	0.00	0.00				15.75				
LOCAL NUMBER PORTABILITY																
	Local Number Portability (1 per port)			UEPRX	LNPCX	0.35										
NONRECURRING CHARGES (NRCs) - CURRENTLY COMBINED																
	2-Wire Voice Grade Loop / Line Port Combination - Conversion - Switch-as-is			UEPRX	USAC2		0.0988	0.0988				15.75				
	2-Wire Voice Grade Loop / Line Port Combination - Conversion - Switch with change			UEPRX	USACC		0.0988	0.0988				15.75				
	2-Wire Voice Grade Loop / Line Port Combination - Conversion - Subsequent Database Update						0.00	0.00				15.75				
ADDITIONAL NRCs																
	2-Wire Voice Grade Loop/Line Port Combination - Subsequent Activity			UEPRX	USAS2	0.00	0.00	0.00				15.75				
2-WIRE VOICE GRADE LOOP WITH 2-WIRE LINE PORT (BUS)																
UNE Port/Loop Combination Rates																
	2-Wire VG Loop/Port Combo - Zone 1		1			12.22										
	2-Wire VG Loop/Port Combo - Zone 2		2			17.13										
	2-Wire VG Loop/Port Combo - Zone 3		3			26.26										
UNE Loop Rates																
	2-Wire Voice Grade Loop (SL1) - Zone 1		1	UEPBX	UEPLX	10.98										
	2-Wire Voice Grade Loop (SL1) - Zone 2		2	UEPBX	UEPLX	15.91										
	2-Wire Voice Grade Loop (SL1) - Zone 3		3	UEPBX	UEPLX	25.04										
	2-Wire Voice Grade Loop (SL1) - Zone 4		4	UEPBX	UEPLX	43.68										
2-Wire Voice Grade Line Port (Bus)																
	2-Wire voice unbundled port without Caller ID - bus			UEPBX	UEPBL	1.23	40.31	19.84	24.90	6.58		15.75				
	2-Wire voice unbundled port with Caller + E484 ID - bus			UEPBX	UEPBC	1.23	40.31	19.84	24.90	6.58		15.75				
	2-Wire voice unbundled port outgoing only - bus			UEPBX	UEPBO	1.23	40.31	19.84	24.90	6.58		15.75				
	2-Wire voice Grade unbundled Mississippi extended local dialing parity port with Caller ID - bus			UEPBX	UEPAY	1.23	40.31	19.84	24.90	6.58		15.75				
	2-Wire voice unbundled incoming only port with Caller ID - Bus			UEPBX	UEPB1	1.23	40.31	19.84	24.90	6.58		15.75				
LOCAL NUMBER PORTABILITY																
	Local Number Portability (1 per port)			UEPBX	LNPCX	0.35										

UNBUNDLED NETWORK ELEMENTS - Mississippi											Attachment: 2		Exhibit: B					
CATEGORY	RATE ELEMENTS	Interim	Zone	BCS	USOC	RATES(\$)	Svc Order Submitted Elec per LSR	Svc Order Submitted Manually per LSR	Incremental Charge - Manual Svc Order vs. Electronic-1st	Incremental Charge - Manual Svc Order vs. Electronic-Add'l	Incremental Charge - Manual Svc Order vs. Electronic-Disc 1st	Incremental Charge - Manual Svc Order vs. Electronic-Disc Add'l	OSS Rates(\$)					
													Rec	Nonrecurring First	Nonrecurring Add'l	Nonrecurring First	Nonrecurring Add'l	SOMEc
	2-Wire Voice Unbundled 2-Way Combination PBX Usage Port			UEPPX	UEPXA	1.23	69.37	32.48	37.86	6.17		15.75						
	2-Wire Voice Unbundled PBX Toll Terminal Hotel Ports			UEPPX	UEPXB	1.23	69.37	32.48	37.86	6.17		15.75						
	2-Wire Voice Unbundled PBX LD DDD Terminals Port			UEPPX	UEPXC	1.23	69.37	32.48	37.86	6.17		15.75						
	2-Wire Voice Unbundled PBX LD Terminal Switchboard Port			UEPPX	UEPXD	1.23	69.37	32.48	37.86	6.17		15.75						
	2-Wire Voice Unbundled PBX LD Terminal Switchboard IDD Capable Port			UEPPX	UEPXE	1.23	69.37	32.48	37.86	6.17		15.75						
	2-Wire Voice Unbundled 2-Way PBX Hotel/Hospital Economy Administrative Calling Port			UEPPX	UEPXL	1.23	69.37	32.48	37.86	6.17		15.75						
	2-Wire Voice Unbundled 2-Way PBX Hotel/Hospital Economy Room Calling Port			UEPPX	UEPXM	1.23	69.37	32.48	37.86	6.17		15.75						
	2-Wire Voice Unbundled 1-Way Outgoing PBX Hotel/Hospital Discount Room Calling Port			UEPPX	UEPXO	1.23	69.37	32.48	37.86	6.17		15.75						
	2-Wire Voice Unbundled 2-Way PBX Mississippi Local Economy Calling Port			UEPPX	UEPXQ	1.23	69.37	32.48	37.86	6.17		15.75						
	2-Wire Voice Unbundled 2-Way PBX Mississippi Local Optional Calling Port			UEPPX	UEPXR	1.23	69.37	32.48	37.86	6.17		15.75						
	2-Wire Voice Unbundled 1-Way Outgoing PBX Measured Port			UEPPX	UEPXS	1.23	69.37	32.48	37.86	6.17		15.75						
LOCAL NUMBER PORTABILITY																		
	Local Number Portability (1 per port)			UEPPX	LNPCP	3.15	0.00	0.00				15.75						
FEATURES																		
	All Features Offered			UEPPX	UEPVF	2.56	0.00	0.00				15.75						
NONRECURRING CHARGES (NRCs) - CURRENTLY COMBINED																		
	2-Wire Voice Grade Loop/ Line Port Combination (PBX) - Conversion - Switch-As-Is			UEPPX	USAC2		7.96	1.91				15.75						
	2-Wire Voice Grade Loop/ Line Port Combination (PBX) - Conversion - Switch with Change			UEPPX	USACC		7.96	1.91				15.75						
	2-Wire Voice Grade Loop / Line Port Combination - Conversion - Subsequent Database Update						0.00	0.00				15.75						
ADDITIONAL NRCs																		
	2-Wire Voice Grade Loop/ Line Port Combination (PBX) - Subsequent Activity			UEPPX	USAS2	0.00	0.00	0.00				15.75						
	PBX Subsequent Activity - Change/Rearrange Multiline Hunt Group						7.36	7.36				15.75						
2-WIRE VOICE GRADE LOOP WITH 2-WIRE ANALOG LINE COIN PORT																		
UNE Port/Loop Combination Rates																		
	2-Wire VG Coin Port/Loop Combo – Zone 1		1			12.22												
	2-Wire VG Coin Port/Loop Combo – Zone 2		2			17.13												
	2-Wire VG Coin Port/Loop Combo – Zone 3		3			26.26												
	2-Wire VG Coin Port/Loop Combo – Zone 4		4			44.91												
UNE Loop Rates																		
	2-Wire Voice Grade Loop (SL1) - Zone 1		1	UEPCO	UEPLX	10.98												
	2-Wire Voice Grade Loop (SL1) - Zone 2		2	UEPCO	UEPLX	15.91												
	2-Wire Voice Grade Loop (SL1) - Zone 3		3	UEPCO	UEPLX	25.04												
	2-Wire Voice Grade Loop (SL1) - Zone 4		4	UEPCO	UEPLX	43.68												
2-Wire Voice Grade Line Ports (COIN)																		
	2-Wire Coin 2-Way without Operator Screening and without Blocking (AL, KY, LA, MS)			UEPCO	UEPRF	1.23	40.31	19.84	24.90	6.58		15.75						
	2-Wire Coin 2-Way without Operator Screening and without Blocking; with Dialing Parity (Note 3) (MS)			UEPCO	UEPMC	1.23	40.31	19.84	24.90	6.58		15.75						
	2-Wire Coin 2-Way with Operator Screening and Blocking: 011, 900/976, 1+DDD (AL, KY, LA, MS)			UEPCO	UEPRA	1.23	40.31	19.84	24.90	6.58		15.75						
	2-Wire Coin 2-W with Operator Screening and Blocking: 011, 900/976, 1+DDD; with Dialing Parity (MS)			UEPCO	UEPMA	1.23	40.31	19.84	24.90	6.58		15.75						
	2-Wire Coin 2-Way with Operator Screening and 011 Blocking (AL, LA, MS)			UEPCO	UEPRB	1.23	40.31	19.84	24.90	6.58		15.75						
	2-Wire Coin 2-Way with Operator Screening and 011 Blocking; with Dialing Parity (MS)			UEPCO	UEPMB	1.23	40.31	19.84	24.90	6.58		15.75						
	2-Wire Coin 2-Way with Operator Screening & Blocking: 900/976, 1+DDD, 011+, & Local (AL, KY, LA, MS)			UEPCO	UEPCD	1.23	40.31	19.84	24.90	6.58		15.75						

UNBUNDLED NETWORK ELEMENTS - Mississippi										Attachment: 2		Exhibit: B			
CATEGORY	RATE ELEMENTS	Interim	Zone	BCS	USOC	RATES(\$)	Svc Order Submitted Elec per LSR	Svc Order Submitted Manually per LSR	Incremental Charge - Manual Svc Order vs. Electronic-1st	Incremental Charge - Manual Svc Order vs. Electronic-Add'l	Incremental Charge - Manual Svc Order vs. Electronic-Disc 1st	Incremental Charge - Manual Svc Order vs. Electronic-Disc Add'l			
													Rec	Nonrecurring	
										SOMEc	SOMAN	SOMAN	SOMAN	SOMAN	SOMAN
	2-Wire Coin 2-W Operator Screening: 900 Block: 900/976, 1+DDD, 011+, Local; with Dialing Parity (MS)			UEPCO	UEPCJ	1.23	40.31	19.84	24.90	6.58	15.75				
	2-Wire Coin Outward without Blocking and without Operator Screening (KY, LA, MS)			UEPCO	UEPRN	1.23	40.31	19.84	24.90	6.58	15.75				
	2-Wire Coin Outward without Blocking and without Operator Screening: With Dialing Parity (MS)			UEPCO	UEPME	1.23	40.31	19.84	24.90	6.58	15.75				
	2-Wire Coin Outward with Operator Screening and 011 Blocking (GA, KY, MS)			UEPCO	UEPRJ	1.23	40.31	19.84	24.90	6.58	15.75				
	2-Wire Coin Outward with Operator Screening and 011 Blocking: with Dialing Parity (MS)			UEPCO	UEPMD	1.23	40.31	19.84	24.90	6.58	15.75				
	2-Wire Coin Outward with Operator Screening and Blocking: 011, 900/976, 1+DDD (AL, KY, LA, MS)			UEPCO	UEPRH	1.23	40.31	19.84	24.90	6.58	15.75				
	2-Wire Coin Outward Operator Screening & Blocking: 900/976, 1+DDD, 011+, and Local (AL, KY, LA, MS)			UEPCO	UEPCN	1.23	40.31	19.84	24.90	6.58	15.75				
	2-Wire Coin Out Operator Screen & Block: 900/976, 1+DDD, 011+, and Local; with Dialing Parity (MS)			UEPCO	UEPCS	1.23	40.31	19.84	24.90	6.58	15.75				
	2-Wire 2-Way Smartline with 900/976 (all states except LA)			UEPCO	UEPCK	1.23	40.31	19.84	24.90	6.58	15.75				
	2-Wire Coin Outward Smartline with 900/976 (all states except LA)			UEPCO	UEPCR	1.23	40.31	19.84	24.90	6.58	15.75				
	ADDITIONAL UNE COIN PORT/LOOP (RC)														
	UNE Coin Port/Loop Combo Usage (Flat Rate)			UEPCO	URECU	4.62	0.00	0.00							
	LOCAL NUMBER PORTABILITY														
	Local Number Portability (1 per port)			UEPCO	LNPCX	0.35									
	NONRECURRING CHARGES - CURRENTLY COMBINED														
	2-Wire Voice Grade Loop / Line Port Combination - Conversion - Switch-as-is			UEPCO	USAC2		0.0988	0.0988			15.75				
	2-Wire Voice Grade Loop / Line Port Combination - Conversion - Switch with change			UEPCO	USACC		0.0988	0.0988			15.75				
	ADDITIONAL NRCS														
	2-Wire Voice Grade Loop/Line Port Combination - Subsequent Activity			UEPCO	USAS2		0.00	0.00			15.75				
	UNBUNDLED REMOTE CALL FORWARDING - RES														
	Non-Recurring														
	UNBUNDLED REMOTE CALL FORWARDING - Bus														
	Unbundled Remote Call Forwarding, InterState/Intra LATA-Bus			UEPVB	UEPVJ	1.41	2.39	2.29	1.42	1.33	15.75				
	Non-Recurring														
	2-WIRE VOICE LOOP/ 2WIRE VOICE GRADE IO TRANSPORT/ 2-WIRE LINE PORT (RES)														
	2-WIRE VOICE LOOP/ 2WIRE VOICE GRADE IO TRANSPORT/ 2-WIRE LINE PORT (BUS)														
	UNBUNDLED PORT/LOOP COMBINATIONS - COST BASED RATES														
	2-WIRE VOICE GRADE LOOP- BUS ONLY - WITH 2-WIRE DID TRUNK PORT														
	UNE Port/Loop Combination Rates														
	2-Wire VG Loop/2-Wire DID Trunk Port Combo - UNE Zone 1		1								21.32				
	2-Wire VG Loop/2-Wire DID Trunk Port Combo - UNE Zone 2		2								26.16				
	2-Wire VG Loop/2-Wire DID Trunk Port Combo - UNE Zone 3		3								34.98				
	2-Wire VG Loop/2-Wire DID Trunk Port Combo - UNE Zone 4		4								53.15				
	UNE Loop Rates														
	2-Wire Analog Voice Grade Loop - (SL2) - UNE Zone 1		1	UEPPX	UECD1						13.89				
	2-Wire Analog Voice Grade Loop - (SL2) - UNE Zone 2		2	UEPPX	UECD1						18.75				
	2-Wire Analog Voice Grade Loop - (SL2) - UNE Zone 3		3	UEPPX	UECD1						27.55				
	2-Wire Analog Voice Grade Loop - (SL2) - UNE Zone 4		4	UEPPX	UECD1						45.72				
	UNE Port Rate														
	Exchange Ports - 2-Wire DID Port			UEPPX	UEPD1	7.43	225.96	87.13	114.59	14.25	15.75				1.97
	NONRECURRING CHARGES - CURRENTLY COMBINED														
	2-Wire Voice Grade Loop / 2-Wire DID Trunk Port Combination - Switch-as-is			UEPPX	USAC1		7.35	1.88			15.75				1.97
	2-Wire Voice Grade Loop / 2-Wire DID Trunk Port Conversion with BellSouth Allowable Changes			UEPPX	USA1C		7.35	1.88			15.75				1.97
	ADDITIONAL NRCS														
	2-Wire DID Subsequent Activity - Add Trunks, Per Trunk			UEPPX	USAS1		26.94	26.94			15.75				1.97

UNBUNDLED NETWORK ELEMENTS - Mississippi											Attachment: 2		Exhibit: B								
CATEGORY	RATE ELEMENTS	Interim	Zone	BCS	USOC	RATES(\$)	Svc Order Submitted Elec per LSR	Svc Order Submitted Manually per LSR	Incremental Charge - Manual Svc Order vs. Electronic-1st	Incremental Charge - Manual Svc Order vs. Electronic-Add'l	Incremental Charge - Manual Svc Order vs. Electronic-Disc 1st	Incremental Charge - Manual Svc Order vs. Electronic-Disc Add'l	OSS Rates(\$)								
													Rec	Nonrecurring		Nonrecurring Disconnect		SOMEc	SOMAN	SOMAN	SOMAN
													First	Add'l	First	Add'l	SOMEc	SOMAN	SOMAN	SOMAN	SOMAN
Telephone Number/Trunk Group Establishment Charges																					
	DID Trunk Termination (One Per Port)			UEPPX	NDT	0.00	0.00	0.00										15.75			1.97
	Additional DID Numbers for each Group of 20 DID Numbers			UEPPX	ND4	0.00	0.00	0.00										15.75			1.97
	DID Numbers, Non- consecutive DID Numbers , Per Number			UEPPX	ND5	0.00	0.00	0.00										15.75			1.97
	Reserve Non-Consecutive DID numbers			UEPPX	ND6	0.00	0.00	0.00										15.75			1.97
	Reserve DID Numbers			UEPPX	NDV	0.00	0.00	0.00										15.75			1.97
LOCAL NUMBER PORTABILITY																					
	Local Number Portability (1 per port)			UEPPX	LNPCP	3.15	0.00	0.00													
2-WIRE ISDN DIGITAL GRADE LOOP WITH 2-WIRE ISDN DIGITAL LINE SIDE PORT																					
UNE Port/Loop Combination Rates																					
	2W ISDN Digital Grade Loop/2W ISDN Digital Line Side Port - UNE Zone 1		1	UEPPB	UEPPR	28.59															
	2W ISDN Digital Grade Loop/2W ISDN Digital Line Side Port - UNE Zone 2		2	UEPPB	UEPPR	35.00															
	2W ISDN Digital Grade Loop/2W ISDN Digital Line Side Port - UNE Zone 3		3	UEPPB	UEPPR	45.18															
	2W ISDN Digital Grade Loop/2W ISDN Digital Line Side Port - UNE Zone 4		4			67.61															
UNE Loop Rates																					
	2-Wire ISDN Digital Grade Loop - UNE Zone 1		1	UEPPB	UEPPR	USL2X	18.26											15.75			1.97
	2-Wire ISDN Digital Grade Loop - UNE Zone 2		2	UEPPB	UEPPR	USL2X	24.67											15.75			1.97
	2-Wire ISDN Digital Grade Loop - UNE Zone 3		3	UEPPB	UEPPR	USL2X	34.85											15.75			1.97
	2-Wire ISDN Digital Grade Loop - UNE Zone 4		4	UEPPB	UEPPR	USL2X	57.28											15.75			1.97
UNE Port Rate																					
	Exchange Port - 2-Wire ISDN Line Side Port			UEPPB	UEPPR	UEPPB	10.33	190.80	133.22	100.72	21.13							15.75			1.97
NONRECURRING CHARGES - CURRENTLY COMBINED																					
	2-Wire ISDN Digital Grade Loop / 2-Wire ISDN Line Side Port Combination - Conversion			UEPPB	UEPPR	USACB	0.00	38.73	27.17									15.75			1.97
ADDITIONAL NRCs																					
LOCAL NUMBER PORTABILITY																					
	Local Number Portability (1 per port)			UEPPB	UEPPR	LNPCX	0.35	0.00	0.00												
B-CHANNEL USER PROFILE ACCESS:																					
	CVS/CSD (DMS/5ESS)			UEPPB	UEPPR	U1UCA	0.00	0.00	0.00												
	CVS (EWSD)			UEPPB	UEPPR	U1UCB	0.00	0.00	0.00												
	CSD			UEPPB	UEPPR	U1UCC	0.00	0.00	0.00												
B-CHANNEL AREA PLUS USER PROFILE ACCESS: (AL,KY,LA,MS SC,MS, & TN)																					
	CVS/CSD (DMS/5ESS)			UEPPB	UEPPR	U1UCD	0.00	0.00	0.00												
	CVS (EWSD)			UEPPB	UEPPR	U1UCE	0.00	0.00	0.00												
	CSD			UEPPB	UEPPR	U1UCF	0.00	0.00	0.00												
USER TERMINAL PROFILE																					
	User Terminal Profile (EWSD only)			UEPPB	UEPPR	U1UMA	0.00	0.00	0.00												
VERTICAL FEATURES																					
	All Vertical Features - One per Channel B User Profile			UEPPB	UEPPR	UEPVF	2.56	0.00	0.00									15.75			1.97
INTEROFFICE CHANNEL MILEAGE																					
	Interoffice Channel mileage each, including first mile and facilities termination			UEPPB	UEPPR	M1GNC	22.5298	40.77	27.57	17.26	7.11							15.75			1.97
	Interoffice Channel mileage each, additional mile			UEPPB	UEPPR	M1GNM	0.0098	0.00	0.00												
4-WIRE DS1 DIGITAL LOOP WITH 4-WIRE ISDN DS1 DIGITAL TRUNK PORT																					
UNE Port/Loop Combination Rates																					
	4W DS1 Digital Loop/4W ISDN DS1 Digital Trunk Port - UNE Zone 1		1	UEPPP		155.43															
	4W DS1 Digital Loop/4W ISDN DS1 Digital Trunk Port - UNE Zone 2		2	UEPPP		205.74															
	4W DS1 Digital Loop/4W ISDN DS1 Digital Trunk Port - UNE Zone 3		3	UEPPP		283.10															
	4W DS1 Digital Loop/4W ISDN DS1 Digital Trunk Port - UNE Zone 4		4	UEPPP		534.81															
UNE Loop Rates																					

UNBUNDLED NETWORK ELEMENTS - Mississippi										Attachment: 2		Exhibit: B	
CATEGORY	RATE ELEMENTS	Interim	Zone	BCS	USOC	RATES(\$)	Svc Order Submitted Elec per LSR	Svc Order Submitted Manually per LSR	Incremental Charge - Manual Svc Order vs. Electronic-1st	Incremental Charge - Manual Svc Order vs. Electronic-Add'l	Incremental Charge - Manual Svc Order vs. Electronic-Disc 1st	Incremental Charge - Manual Svc Order vs. Electronic-Disc Add'l	
													Rec
	NRC - Conversion (Currently Combined) with or without BellSouth Allowed Changes			UEPMG	USAC4	0.00	151.35	8.41				1.97	
	System Additions at End User Locations Where 4-Wire DS1 Loop with Channelization with Port Combination Currently Exists and New (Not Currently Combined) in GA, KY, LA, MS & TN Only												
	1 DS1/D4 Channel Bank - Add NRC for each Port and Assoc Fea Activation - New GA, LA, KY, MS, & TN Only			UEPMG	VUMD4	0.00	715.15	327.39	148.05	17.56		15.75	1.97
	Bipolar 8 Zero Substitution												
	Clear Channel Capability Format, superframe - Subsequent Activity Only			UEPMG	CCOSF	0.00	0.00	600.00				15.75	1.97
	Clear Channel Capability Format - Extended Superframe - Subsequent Activity Only			UEPMG	CCOEF	0.00	0.00	600.00				15.75	1.97
	Alternate Mark Inversion (AMI)												
	Superframe Format			UEPMG	MCOSF	0.00	0.00	0.00					
	Extended Superframe Format			UEPMG	MCOPO	0.00	0.00	0.00					
	Exchange Ports Associated with 4-Wire DS1 Loop with Channelization with Port Exchange Ports												
	Line Side Combination Channelized PBX Trunk Port - Business			UEPPX	UEPCX	1.23	0.00	0.00	0.00	0.00		15.75	1.97
	Line Side Outward Channelized PBX Trunk Port - Business			UEPPX	UEPOX	1.23	0.00	0.00	0.00	0.00		15.75	1.97
	Line Side Inward Only Channelized PBX Trunk Port without DID			UEPPX	UEP1X	1.23	0.00	0.00	0.00	0.00		15.75	1.97
	2-Wire Trunk Side Unbundled Channelized DID Trunk Port			UEPPX	UEPDM	7.40	0.00	0.00	0.00	0.00		15.75	1.97
	Feature Activations - Unbundled Loop Concentration												
	Feature (Service) Activation for each Line Side Port Terminated in D4 Bank			UEPPX	1PQWM	0.61	25.36	13.39	4.29	4.26		15.75	1.97
	Feature (Service) Activation for each Trunk Side Port Terminated in D4 Bank			UEPPX	1PQUW	0.61	78.03	18.39	60.66	11.85		15.75	1.97
	Telephone Number/ Group Establishment Charges for DID Service												
	DID Trunk Termination (1 per Port)			UEPPX	NDT	0.00	0.00	0.00				15.75	1.97
	DID Numbers - groups of 20 - Valid all States			UEPPX	ND4	0.00	0.00	0.00				15.75	1.97
	Non-Consecutive DID Numbers - per number			UEPPX	ND5	0.00	0.00	0.00				15.75	1.97
	Reserve Non-Consecutive DID Numbers			UEPPX	ND6	0.00	0.00	0.00				15.75	1.97
	Reserve DID Numbers			UEPPX	NDV	0.00	0.00	0.00				15.75	1.97
	Local Number Portability												
	Local Number Portability - 1 per port			UEPPX	LNPCP	3.15	0.00	0.00					
	FEATURES - Vertical and Optional												
	Local Switching Features Offered with Line Side Ports Only												
	All Features Available			UEPPX	UEPVF	2.56	0.00	0.00				15.75	1.97
	Market Rates shall apply where BellSouth is not required to provide unbundled local switching or switch ports per FCC and/or State Commission rules.												
	These scenarios include:												
	1. Unbundled port/loop combinations that are Not Currently Combined in Alabama, Florida and North Carolina.												
	2. Unbundled port/loop combinations that are Currently Combined or Not Currently Combined in Zone 1 of the Top 8 MSAs in BellSouth's region for end users with 4 or more DS0 equivalent lines.												
	The Top 8 MSAs in BellSouth's region are: FL (Orlando, Ft. Lauderdale, Miami); GA (Atlanta); LA (New Orleans); NC (Greensboro-Winston Salem-Highpoint/Charlotte-Gastonia-Rock Hill); TN (Nashville).												
	BellSouth currently is developing the billing capability to mechanically bill the recurring and non-recurring Market Rates in this section except for nonrecurring charges for not currently combined in AL, FL and NC. In the interim where BellSouth cannot bill Market Rates, BellSouth shall bill the rates in the Cost-Based section preceding in lieu of the Market Rates and reserves the right to true-up the billing difference.												
	The Market Rate for unbundled ports includes all available features in all states.												
	End Office and Tandem Switching Usage and Common Transport Usage rates in the Port section of this rate exhibit shall apply to all combinations of loop/port network elements except for UNE Coin Port/Loop Combinations which have a flat rate usage charge (USOC: URECU).												
	For Not Currently Combined scenarios where Market Rates apply, the Nonrecurring charges are listed in the First and Additional NRC columns for each Port USOC. For Currently Combined scenarios, the Nonrecurring charges are listed in the NRC - Currently Combined section. Additional NRCs may apply also and are categorized accordingly.												
	ADDITIONAL NRCs												
	UNBUNDLED PORT/LOOP COMBINATIONS - MARKET BASED RATES												
	UNE DS1 Loop												
	Non-Recurring Charges (NRC) Associated with 4-Wire DS1 Loop with Channelization with Port - Conversion Charge Based on a System												
	A Minimum System configuration is One (1) DS1, One (1) D4 Channel Bank, and Up To 24 DSO Ports with Feature Activations.												
	Multiples of this configuration functioning as one are considered Add'l after the minimum system configuration is counted.												
	UNBUNDLED CENTREX PORT/LOOP COMBINATIONS - COST BASED RATES												
	1. Cost Based Rates are applied where BellSouth is required by FCC and/or State Commission rule to provide Unbundled Local Switching or Switch Ports.												
	2. Features shall apply to the Unbundled Port/Loop Combination - Cost Based Rate section in the same manner as they are applied to the Stand-Alone Unbundled Port section of this Rate Exhibit.												

UNBUNDLED NETWORK ELEMENTS - Mississippi										Attachment: 2		Exhibit: B	
CATEGORY	RATE ELEMENTS	Interim	Zone	BCS	USOC	RATES(\$)	Svc Order Submitted Elec per LSR	Svc Order Submitted Manually per LSR	Incremental Charge - Manual Svc Order vs. Electronic-1st	Incremental Charge - Manual Svc Order vs. Electronic-Add'l	Incremental Charge - Manual Svc Order vs. Electronic-Disc 1st	Incremental Charge - Manual Svc Order vs. Electronic-Disc Add'l	
													Rec
3. End Office and Tandem Switching Usage and Common Transport Usage rates in the Port section of this rate exhibit shall apply to all combinations of loop/port network elements except for UNE Coin Port/Loop Combinations. For Georgia, Kentucky, Louisiana, Mississippi and Tennessee, the recurring UNE Port and Loop charges listed apply to Currently Combined and Not Currently Combined Combos. The the first and additional Port nonrecurring charges apply to Not Currently Combined Combos for all states. In GA, KY, LA, MS and TN these nonrecurring charges are commission ordered cost based rates and in AL, FL, NC and SC these nonrecurring charges are Market Rates and are listed in the Market Rate section. For Currently Combined Combos in all other states, the nonrecurring charges shall be those identified in the Nonrecurring - Currently Combined sections.													
5. Market Rates for Unbundled Centrex Port/Loop Combination will be negotiated on an Individual Case Basis, until further notice.													
UNE-P CENTREX - 1AESS - (Valid in AL,FL,GA,KY,LA,MS,&TN only)													
2-Wire VG Loop/2-Wire Voice Grade Port (Centrex) Combo													
UNE Port/Loop Combination Rates (Non-Design)													
	2-Wire VG Loop/2-Wire Voice Grade Port (Centrex) Port Combo - Non-Design		1	UEP91		12.22							
	2-Wire VG Loop/2-Wire Voice Grade Port (Centrex)Port Combo - Non-Design		2	UEP91		17.13							
	2-Wire VG Loop/2-Wire Voice Grade Port (Centrex)Port Combo - Non-Design		3	UEP91		26.26							
	2-Wire VG Loop/2-Wire Voice Grade Port (Centrex) Port Combo - Non-Design		4	UEP91		44.91							
UNE Port/Loop Combination Rates (Design)													
	2-Wire VG Loop/2-Wire Voice Grade Port (Centrex) Port Combo - Design		1	UEP91		15.12							
	2-Wire VG Loop/2-Wire Voice Grade Port (Centrex)Port Combo - Design		2	UEP91		19.98							
	2-Wire VG Loop/2-Wire Voice Grade Port (Centrex)Port Combo - Design		3	UEP91		28.78							
	2-Wire VG Loop/2-Wire Voice Grade Port (Centrex) Port Combo - Design		4	UEP91		46.95							
UNE Loop Rate													
	2-Wire Voice Grade Loop (SL 1) - Zone 1		1	UEP91	UECS1	10.98							
	2-Wire Voice Grade Loop (SL 1) - Zone 2		2	UEP91	UECS1	15.91							
	2-Wire Voice Grade Loop (SL 1) - Zone 3		3	UEP91	UECS1	25.04							
	2-Wire Voice Grade Loop (SL 1) - Zone 4		4	UEP91	UECS1	43.68							
	2-Wire Voice Grade Loop (SL 2) - Zone 1		1	UEP91	UECS2	13.89							
	2-Wire Voice Grade Loop (SL 2) - Zone 2		2	UEP91	UECS2	18.75							
	2-Wire Voice Grade Loop (SL 2) - Zone 3		3	UEP91	UECS2	27.55							
	2-Wire Voice Grade Loop (SL 2) - Zone 4		4	UEP91	UECS2	45.72							
UNE Ports													
All States (Except North Carolina and Sout Carolina)													
	2-Wire Voice Grade Port (Centrex) Basic Local Area			UEP91	UEPYA	1.23	40.31	19.84	24.90	6.58	15.75		
	2-Wire Voice Grade Port (Centrex 800 termination)Basic Local Area			UEP91	UEPYB	1.23	40.31	19.84	24.90	6.58	15.75		
	2-Wire Voice Grade Port (Centrex with Caller ID)1Basic Local Area			UEP91	UEPYH	1.23	40.31	19.84	24.90	6.58	15.75		
	2-Wire Voice Grade Port (Centrex from diff Serving Wire Center)2 Basic Local Area			UEP91	UEPYM	1.23	108.35	70.57	54.24	11.70	15.75		
	2-Wire Voice Grade Port, Diff Serving Wire Center - 800 Service Term - Basic Local Area			UEP91	UEPYZ	1.23	108.35	70.57	54.24	11.70	15.75		
	2-Wire Voice Grade Port terminated in on Megalink or equivalent - Basic Local Area			UEP91	UEPY9	1.23	40.31	19.84	24.90	6.58	15.75		
	2-Wire Voice Grade Port Terminated on 800 Service Term - Basic Local Area			UEP91	UEPY2	1.23	40.31	19.84	24.90	6.58	15.75		
AL, KY, LA, MS, & TN Only													
	2-Wire Voice Grade Port (Centrex)			UEP91	UEPQA	1.23	40.31	19.84	24.90	6.58	15.75		
	2-Wire Voice Grade Port (Centrex 800 termination)			UEP91	UEPQB	1.23	40.31	19.84	24.90	6.58	15.75		
	2-Wire Voice Grade Port (Centrex with Caller ID)1			UEP91	UEPQH	1.23	40.31	19.84	24.90	6.58	15.75		
	2-Wire Voice Grade Port (Centrex from diff Serving Wire Center)2			UEP91	UEPQM	1.23	108.35	70.57	54.24	11.70	15.75		
	2-Wire Voice Grade Port, Diff Serving Wire Center - 800 Service Term			UEP91	UEPQZ	1.23	108.35	70.57	54.24	11.70	15.75		
	2-Wire Voice Grade Port terminated in on Megalink or equivalent			UEP91	UEPQ9	1.23	40.31	19.84	24.90	6.58	15.75		

UNBUNDLED NETWORK ELEMENTS - Mississippi											Attachment: 2		Exhibit: B							
CATEGORY	RATE ELEMENTS	Interim	Zone	BCS	USOC	RATES(\$)	Svc Order Submitted Elec per LSR	Svc Order Submitted Manually per LSR	Incremental Charge - Manual Svc Order vs. Electronic-1st	Incremental Charge - Manual Svc Order vs. Electronic-Add'l	Incremental Charge - Manual Svc Order vs. Electronic-Disc 1st	Incremental Charge - Manual Svc Order vs. Electronic-Disc Add'l	OSS Rates(\$)							
													Rec	Nonrecurring First	Nonrecurring Add'l	Nonrecurring Disconnect First	Nonrecurring Disconnect Add'l	SOMEc	SOMAN	SOMAN
	2-Wire Voice Grade Port Terminated on 800 Service Term			UEP91	UEPQ2	1.23														
	Local Switching																			
	Centrex Intercom Functionality, per port			UEP91	URECS	0.7947														
	Local Number Portability																			
	Local Number Portability (1 per port)			UEP91	LNPC	0.35														
	Features																			
	All Standard Features Offered, per port			UEP91	UEPVF	2.56														
	All Select Features Offered, per port			UEP91	UEPVS	0.00	404.98													
	All Centrex Control Features Offered, per port			UEP91	UEPVC	2.56														
	NARS																			
	Unbundled Network Access Register - Combination			UEP91	UARCX	0.00	0.00	0.00												
	Unbundled Network Access Register - Indial			UEP91	UARIX	0.00	0.00	0.00												
	Unbundled Network Access Register - Outdial			UEP91	UAROx	0.00	0.00	0.00												
	Miscellaneous Terminations																			
	2-Wire Trunk Side																			
	Trunk Side Terminations, each			UEP91	CENA6	8.25	120.00	18.85	61.77	3.88										
	Interoffice Channel Mileage - 2-Wire																			
	Interoffice Channel Facilities Termination - Voice Grade			UEP91	MIGBC	22.52	40.77	27.57	17.26	7.11										
	Interoffice Channel mileage, per mile or fraction of mile			UEP91	MIGBM	0.0098														
	Feature Activations (DS0) Centrex Loops on Channelized DS1 Service																			
	D4 Channel Bank Feature Activations																			
	Feature Activation on D-4 Channel Bank Centrex Loop Slot			UEP91	1PQWS	0.57														
	Feature Activation on D-4 Channel Bank FX line Side Loop Slot			UEP91	1PQW6	0.57														
	Feature Activation on D-4 Channel Bank FX Trunk Side Loop Slot			UEP91	1PQW7	0.57														
	Feature Activation on D-4 Channel Bank Centrex Loop Slot - Different Wire Center			UEP91	1PQWP	0.57														
	Feature Activation on D-4 Channel Bank Private Line Loop Slot			UEP91	1PQWV	0.57														
	Feature Activation on D-4 Channel Bank Tjie Line/Trunk Loop Slot			UEP91	1PQWQ	0.57														
	Feature Activation on D-4 Channel Bank WATS Loop Slot			UEP91	1PQWA	0.57														
	Non-Recurring Charges (NRC) Associated with UNE-P Centrex																			
	Conversion - Currently Combined Switch-As-Is with allowed changes, per port			UEP91	USAC2		0.10	0.10												
	Conversion of Existing Centrex Common Block			UEP91	USACN		37.97	16.68												
	New Centrex Standard Common Block			UEP91	M1ACS	0.00	666.32													
	New Centrex Customized Common Block			UEP91	M1ACC	0.00	666.32													
	Secondary Block, per Block			UEP91	M2CC1	0.00	77.91													
	NAR Establishment Charge, Per Occasion			UEP91	URECA	0.00	72.63													
	UNE-P CENTREX - 5ESS (Valid in All States)																			
	2-Wire VG Loop/2-Wire Voice Grade Port (Centrex) Combo																			
	UNE Port/Loop Combination Rates (Non-Design)																			
	2-Wire VG Loop/2-Wire Voice Grade Port (Centrex) Port Combo - Non-Design		1	UEP95		12.22														
	2-Wire VG Loop/2-Wire Voice Grade Port (Centrex)Port Combo - Non-Design		2	UEP95		17.13														
	2-Wire VG Loop/2-Wire Voice Grade Port (Centrex)Port Combo - Non-Design		3	UEP95		26.26														
	2-Wire VG Loop/2-Wire Voice Grade Port (Centrex) Port Combo - Non-Design		4	UEP95		44.91														
	UNE Port/Loop Combination Rates (Design)																			
	2-Wire VG Loop/2-Wire Voice Grade Port (Centrex) Port Combo - Design		1	UEP95		15.12														
	2-Wire VG Loop/2-Wire Voice Grade Port (Centrex)Port Combo - Design		2	UEP95		19.98														
	2-Wire VG Loop/2-Wire Voice Grade Port (Centrex)Port Combo - Design		3	UEP95		28.78														

UNBUNDLED NETWORK ELEMENTS - Mississippi											Attachment: 2		Exhibit: B									
CATEGORY	RATE ELEMENTS	Interim	Zone	BCS	USOC	RATES(\$)	Svc Order Submitted Elec per LSR	Svc Order Submitted Manually per LSR	Incremental Charge - Manual Svc Order vs. Electronic-1st	Incremental Charge - Manual Svc Order vs. Electronic-Add'l	Incremental Charge - Manual Svc Order vs. Electronic-Disc 1st	Incremental Charge - Manual Svc Order vs. Electronic-Disc Add'l	OSS Rates(\$)									
													Rec	Nonrecurring		Nonrecurring Disconnect		SOMEc	SOMAN	SOMAN	SOMAN	SOMAN
													First	Add'l	First	Add'l						
D4 Channel Bank Feature Activations																						
	Feature Activation on D-4 Channel Bank Centrex Loop Slot			UEP95	1PQWS	0.57																
	Feature Activation on D-4 Channel Bank FX line Side Loop Slot			UEP95	1PQW6	0.57																
	Feature Activation on D-4 Channel Bank FX Trunk Side Loop Slot			UEP95	1PQW7	0.57																
	Feature Activation on D-4 Channel Bank Centrex Loop Slot - Different Wire Center			UEP95	1PQWP	0.57																
	Feature Activation on D-4 Channel Bank Private Line Loop Slot			UEP95	1PQWV	0.57																
	Feature Activation on D-4 Channel Bank Tjie Line/Trunk Loop Slot			UEP95	1PQWQ	0.57																
	Feature Activation on D-4 Channel Bank WATS Loop Slot			UEP95	1PQWA	0.57																
Non-Recurring Charges (NRC) Associated with UNE-P Centrex																						
	NRC Conversion Currently Combined Switch-As-Is with allowed changes, per port			UEP95	USAC2		0.10	0.10														
	Conversion of Existing Centrex Common Block, each			UEP95	USACN		37.97	16.68														
	New Centrex Standard Common Block			UEP95	M1ACS	0.00	666.32															
	New Centrex Customized Common Block			UEP95	M1ACC	0.00	666.32															
	NAR Establishment Charge, Per Occasion			UEP95	URECA	0.00	72.63															
UNE-P CENTREX - DMS100 (Valid in All States)																						
2-Wire VG Loop/2-Wire Voice Grade Port (Centrex) Combo																						
UNE Port/Loop Combination Rates (Non-Design)																						
	2-Wire VG Loop/2-Wire Voice Grade Port (Centrex) Port Combo - Non-Design		1	UEP9D		12.22																
	2-Wire VG Loop/2-Wire Voice Grade Port (Centrex)Port Combo - Non-Design		2	UEP9D		17.13																
	2-Wire VG Loop/2-Wire Voice Grade Port (Centrex)Port Combo - Non-Design		3	UEP9D		26.26																
	2-Wire VG Loop/2-Wire Voice Grade Port (Centrex) Port Combo - Non-Design		4	UEP9D		44.91																
UNE Port/Loop Combination Rates (Design)																						
	2-Wire VG Loop/2-Wire Voice Grade Port (Centrex) Port Combo - Design		1	UEP9D		15.12																
	2-Wire VG Loop/2-Wire Voice Grade Port (Centrex)Port Combo - Design		2	UEP9D		19.98																
	2-Wire VG Loop/2-Wire Voice Grade Port (Centrex)Port Combo - Design		3	UEP9D		28.78																
	2-Wire VG Loop/2-Wire Voice Grade Port (Centrex) Port Combo - Design		4	UEP9D		46.95																
UNE Loop Rate																						
	2-Wire Voice Grade Loop (SL 1) - Zone 1		1	UEP9D	UECS1	10.98																
	2-Wire Voice Grade Loop (SL 1) - Zone 2		2	UEP9D	UECS1	15.91																
	2-Wire Voice Grade Loop (SL 1) - Zone 3		3	UEP9D	UECS1	25.04																
	2-Wire Voice Grade Loop (SL 1) - Zone 4		4	UEP9D	UECS1	43.68																
	2-Wire Voice Grade Loop (SL 2) - Zone 1		1	UEP9D	UECS2	13.89																
	2-Wire Voice Grade Loop (SL 2) - Zone 2		2	UEP9D	UECS2	18.75																
	2-Wire Voice Grade Loop (SL 2) - Zone 3		3	UEP9D	UECS2	27.55																
	2-Wire Voice Grade Loop (SL21) - Zone 4		4	UEP9D	UECS2	45.72																
UNE Port Rate																						
ALL STATES																						
	2-Wire Voice Grade Port (Centrex) Basic Local Area			UEP9D	UEPYA	1.23	40.31	19.84	24.90	6.58												
	2-Wire Voice Grade Port (Centrex 800 termination)Basic Local Area			UEP9D	UEPYB	1.23	40.31	19.84	24.90	6.58												
	2-Wire Voice Grade Port (Centrex / EBS-PSET)3Basic Local Area			UEP9D	UEPYC	1.23	40.31	19.84	24.90	6.58												
	2-Wire Voice Grade Port (Centrex / EBS-M5009)3Basic Local Area			UEP9D	UEPYD	1.23	40.31	19.84	24.90	6.58												

UNBUNDLED NETWORK ELEMENTS - Mississippi										Attachment: 2		Exhibit: B				
CATEGORY	RATE ELEMENTS	Interim	Zone	BCS	USOC	RATES(\$)	Svc Order Submitted Elec per LSR	Svc Order Submitted Manually per LSR	Incremental Charge - Manual Svc Order vs. Electronic-1st	Incremental Charge - Manual Svc Order vs. Electronic-Add'l	Incremental Charge - Manual Svc Order vs. Electronic-Disc 1st	Incremental Charge - Manual Svc Order vs. Electronic-Disc Add'l				
													Rec	Nonrecurring		Nonrecurring Disconnect
										SOMEc	SOMAN	SOMAN	SOMAN	SOMAN	SOMAN	
	2-Wire Voice Grade Port (Centrex from diff Serving Wire Center)2			UEP9E	UEPQM	1.23	108.35	70.57	54.24	11.70	15.75					
	2-Wire Voice Grade Port, Diff Serving Wire Center - 800 Service Term			UEP9E	UEPQZ	1.23	108.35	70.57	54.24	11.70	15.75					
	2-Wire Voice Grade Port terminated in on Megalink or equivalent			UEP9E	UEPQ9	1.23	40.31	19.84	24.90	6.58	15.75					
	2-Wire Voice Grade Port Terminated on 800 Service Term			UEP9E	UEPQ2	1.23	40.31	19.84	24.90	6.58	15.75					
Local Switching																
	Centrex Intercom Funtionalty, per port			UEP9E	URECS	0.7947										
Local Number Portability																
	Local Number Portability (1 per port)			UEP9E	LNPC	0.35										
Features																
	All Standard Features Offered, per port			UEP9E	UEPVF	2.56					15.75					
	All Select Features Offered, per port			UEP9E	UEPVS	0.00	404.98				15.75					
	All Centrex Control Features Offered, per port			UEP9E	UEPVC	2.56					15.75					
NARS																
	Unbundled Network Access Register - Combination			UEP9E	UARCX	0.00	0.00	0.00			15.75					
	Unbundled Network Access Register - Indial			UEP9E	UAR1X	0.00	0.00	0.00			15.75					
	Unbundled Network Access Register - Outdial			UEP9E	UAROx	0.00	0.00	0.00			15.75					
Miscellaneous Terminations																
2-Wire Trunk Side																
	Trunk Side Terminations, each			UEP9E	CEND6	8.25	120.00	18.85	61.77	3.88	15.75					
4-Wire Digital (1.544 Megabits)																
	DS1 Circuit Terminations, each			UEP9E	M1HD1	58.41	203.19	96.25	74.86	2.54	15.75					
	DS0 Channel Activated Per Channel			UEP9E	M1HDO	0.00	14.56				15.75					
Interoffice Channel Mileage - 2-Wire																
	Interoffice Channel Facilities Termination			UEP9E	MIGBC	22.52	40.77	27.57	17.26	7.11	15.75					
	Interoffice Channel mileage, per mile or fraction of mile			UEP9E	MIGBM	0.0098										
Feature Activations (DS0) Centrex Loops on Channelized DS1 Service																
D4 Channel Bank Feature Activations																
	Feature Activation on D-4 Channel Bank Centrex Loop Slot			UEP9E	1PQWS	0.57					15.75					
	Feature Activation on D-4 Channel Bank FX line Side Loop Slot			UEP9E	1PQW6	0.57					15.75					
	Feature Activation on D-4 Channel Bank FX Trunk Side Loop Slot			UEP9E	1PQW7	0.57					15.75					
	Feature Activation on D-4 Channel Bank Centrex Loop Slot - Different Wire Center			UEP9E	1PQWP	0.57					15.75					
	Feature Activation on D-4 Channel Bank Private Line Loop Slot			UEP9E	1PQWV	0.57					15.75					
	Feature Activation on D-4 Channel Bank Tjje Line/Trunk Loop Slot			UEP9E	1PQWQ	0.57					15.75					
	Feature Activation on D-4 Channel Bank WATS Loop Slot			UEP9E	1PQWA	0.57					15.75					
Non-Recurring Charges (NRC) Associated with UNE-P Centrex																
	NRC Conversion Currently Combined Switch-As-Is with allowed changes, per port			UEP9E	USAC2		0.10	0.10			15.75					
	Conversion of Existing Centrex Common Block, each			UEP9E	USACN		37.97	16.68			15.75					
	New Centrex Standard Common Block			UEP9E	M1ACS	0.00	666.32				15.75					
	New Centrex Customized Common Block			UEP9E	M1ACC	0.00	666.32				15.75					
	NAR Establishment Charge, Per Occasion			UEP9E	URECA	0.00	72.63				15.75					
UNE-P CENTREX - DCO - Valid in AL, KY, LA, MS, & TN)																
2-Wire VG Loop/2-Wire Voice Grade Port (Centrex) Combo																
UNE Port/Loop Combination Rates (Non-Design)																
	2-Wire VG Loop/2-Wire Voice Grade Port (Centrex) Port Combo - Non-Design		1	UEP93		12.22										
	2-Wire VG Loop/2-Wire Voice Grade Port (Centrex)Port Combo - Non-Design		2	UEP93		17.13										
	2-Wire VG Loop/2-Wire Voice Grade Port (Centrex)Port Combo - Non-Design		3	UEP93		26.26										

UNBUNDLED NETWORK ELEMENTS - Mississippi											Attachment: 2		Exhibit: B		
CATEGORY	RATE ELEMENTS	Interim	Zone	BCS	USOC	RATES(\$)				Svc Order Submitted Elec per LSR	Svc Order Submitted Manually per LSR	Incremental Charge - Manual Svc Order vs. Electronic-1st	Incremental Charge - Manual Svc Order vs. Electronic-Add'l	Incremental Charge - Manual Svc Order vs. Electronic-Disc 1st	Incremental Charge - Manual Svc Order vs. Electronic-Disc Add'l
						Rec	Nonrecurring		Nonrecurring Disconnect						
						First	Add'l	First	Add'l	SOMEc	SOMAN	SOMAN	SOMAN	SOMAN	SOMAN
4-Wire Digital (1.544 Megabits)															
	DS1 Circuit Terminations, each			UEP93	M1HD1	58.41	203.19	96.25	74.86	2.54		15.75			
	DS0 Channels Activated, Per Channel			UEP93	M1HDO	0.00	14.56					15.75			
Interoffice Channel Mileage - 2-Wire															
	Interoffice Channel Facilities Termination			UEP93	MIGBC	22.52	40.77	27.57	17.26	7.11		15.75			
	Interoffice Channel mileage, per mile or fraction of mile			UEP93	MIGBM	0.0098									
Feature Activations (DS0) Centrex Loops on Channelized DS1 Service															
D4 Channel Bank Feature Activations															
	Feature Activation on D-4 Channel Bank Centrex Loop Slot			UEP93	1PQWS	0.57									
	Feature Activation on D-4 Channel Bank FX Line Side Loop Slot			UEP93	1PQW6	0.57									
	Feature Activation on D-4 Channel Bank FX Trunk Side Loop Slot			UEP93	1PQW7	0.57									
	Feature Activation on D-4 Channel Bank Centrex Loop Slot - Different Wire Center			UEP93	1PQWP	0.57									
	Feature Activation on D-4 Channel Bank Private Line Loop Slot			UEP93	1PQWV	0.57									
	Feature Activation on D-4 Channel Bank Tie Line/Trunk Loop Slot			UEP93	1PQWQ	0.57									
	Feature Activation on D-4 Channel Bank WATS Loop Slot			UEP93	1PQWA	0.57									
Non-Recurring Charges (NRC) Associated with UNE-P Centrex															
	NRC Conversion Currently Combined Switch-As-Is with allowed changes, per port			UEP93	USAC2		0.10	0.10				15.75			
	Conversion of Existing Centrex Common Block, each			UEP93	USACN		37.97	16.68							
	New Centrex Standard Common Block			UEP93	M1ACS	0.00	666.32					15.75			
	New Centrex Customized Common Block			UEP93	M1ACC	0.00	666.32					15.75			
	NAR Establishment Charge, Per Occasion			UEP93	URECA	0.00	72.63					15.75			
Note 1 - Required Port for Centrex Control in 1AESS, 5ESS & EWSD															
Note 2 - Requires Interoffice Channel Mileage															
Note 3 - Requires Specific Customer Premises Equipment															
NOTE: Rates displaying an "R" in Interim column are interim and subject to rate true-up as set forth in General Terms and Conditions.															

LOCAL INTERCONNECTION - Louisiana										Attachment: 3		Exhibit: A										
CATEGORY	RATE ELEMENTS	Interim	Zone	BCS	USOC	RATES(\$)				Svc Order Submitted Elec per LSR	Svc Order Submitted Manually per LSR	Incremental Charge - Manual Svc Order vs. Electronic-1st	Incremental Charge - Manual Svc Order vs. Electronic-Add'l	Incremental Charge - Manual Svc Order vs. Electronic-Disc 1st	Incremental Charge - Manual Svc Order vs. Electronic-Disc Add'l							
						Rec	Nonrecurring		Nonrecurring Disconnect							OSS RATES (\$)						
							First	Add'l	First							Add'l	SOME C	SOMAN	SOMAN	SOMAN	SOMAN	SOMAN
LOCAL INTERCONNECTION (CALL TRANSPORT AND TERMINATION)																						
NOTE: "bk" beside a rate indicates that the Parties have agreed to bill and keep for that element pursuant to the terms and conditions in Attachment 3.																						
TANDEM SWITCHING																						
	Tandem Switching Function Per MOU			OHD		0.0005507bk																
	Multiple Tandem Switching, per MOU (applies to intial tandem only)			OHD		0.0005507bk																
	Tandem Intermediary Charge, per MOU*			OHD		0.0015																
* This charge is applicable only to transit traffic and is applied in addition to applicable switching and/or interconnection charges.																						
TRUNK CHARGE																						
	Installation Trunk Side Service - per DS0			OHD	TPP++		334.94	56.98														
	Dedicated End Office Trunk Port Service-per DS0**			OHD	TDE0P	0.00																
	Dedicated End Office Trunk Port Service-per DS1**			OH1 OH1MS	TDE1P	0.00																
	Dedicated Tandem Trunk Port Service-per DS0**			OHD	TDW0P	0.00																
	Dedicated Tandem Trunk Port Service-per DS1**			OH1 OH1MS	TDW1P	0.00																
** This rate element is recovered on a per MOU basis and is included in the End Office Switching and Tandem Switching, per MOU rate elements																						
COMMON TRANSPORT (Shared)																						
	Common Transport - Per Mile, Per MOU			OHD		0.0000032bk																
	Common Transport - Facilities Termination Per MOU			OHD		0.0003748bk																
LOCAL INTERCONNECTION (TRANSPORT)																						
INTEROFFICE CHANNEL - DEDICATED TRANSPORT - VOICE GRADE																						
	Interoffice Channel - Dedicated Transport - 2-Wire Voice Grade - Per Mile per month			OHL, OHM	1L5NF	0.013																
	Interoffice Channel - Dedicated Transport- 2- Wire Voice Grade - Facility Termination per month			OHL, OHM	1L5NF	22.60	26.62															
INTEROFFICE CHANNEL - DEDICATED TRANSPORT - 56/64 KBPS																						
	Interoffice Channel - Dedicated Transport - 56 kbps - per mile per month			OHL, OHM	1L5NK	0.013																
	Interoffice Channel - Dedicated Transport - 56 kbps - Facility Termination per month			OHL, OHM	1L5NK	15.61	26.62															
	Interoffice Channel - Dedicated Transport - 64 kbps - per mile per month			OHL, OHM	1L5NK	0.013																
	Interoffice Channel - Dedicated Transport - 64 kbps - Facility Termination per month			OHL, OHM	1L5NK	15.61	26.62															
INTEROFFICE CHANNEL - DEDICATED TRANSPORT - DS1																						
	Interoffice Channel - Dedicated Channel - DS1 - Per Mile per month			OH1, OH1MS	1L5NL	0.2652																
	Interoffice Channel - Dedicated Transport - DS1 - Facility Termination per month			OH1, OH1MS	1L5NL	70.47	79.44															
INTEROFFICE CHANNEL - DEDICATED TRANSPORT- DS3																						
	Interoffice Channel - Dedicated Transport - DS3 - Per Mile per month			OH3, OH3MS	1L5NM	6.04																
	Interoffice Channel - Dedicated Transport - DS3 - Facility Termination per month			OH3, OH3MS	1L5NM	850.45	158.05															
LOCAL CHANNEL - DEDICATED TRANSPORT																						
	Local Channel - Dedicated - 2-Wire Voice Grade per month			OHL, OHM	TEFV2	18.32	187.51	32.21														
	Local Channel - Dedicated - 4-Wire Voice Grade per month			OHL, OHM	TEFV4	19.41	187.94	32.63														
	Local Channel - Dedicated - DS1 per month			OH1	TEFHG	39.18	172.34	149.27														
	Local Channel - Dedicated - DS3 Facility Termination per month			OH3	TEFHJ	469.44	438.46	256.30														
LOCAL INTERCONNECTION MID-SPAN MEET																						
NOTE: If Access service ride Mid-Span Meet, one-half the tariffed service Local Channel rate is applicable.																						
	Local Channel - Dedicated - DS1 per month			OH1MS	TEFHG	0.00	0.00															
	Local Channel - Dedicated - DS3 per month			OH3MS	TEFHJ	0.00	0.00															
MULTIPLEXERS																						
	Channelization - DS1 to DS0 Channel System			OH1, OH1MS	SATN1	105.09	88.41	60.76														
	DS3 to DS1 Channel System per month			OH3, OH3MS	SATNS	201.48	172.99	91.25														
	DS3 Interface Unit (DS1 COC) per month			OH1, OH1MS	SATCO	11.78	6.39	4.58														

LOCAL INTERCONNECTION - Louisiana											Attachment: 3		Exhibit: A									
CATEGORY	RATE ELEMENTS	Interim	Zone	BCS	USOC	RATES(\$)				Svc Order Submitted Elec per LSR	Svc Order Submitted Manually per LSR	Incremental Charge - Manual Svc Order vs. Electronic-1st	Incremental Charge - Manual Svc Order vs. Electronic-Add'l	Incremental Charge - Manual Svc Order vs. Electronic-Disc 1st	Incremental Charge - Manual Svc Order vs. Electronic-Disc Add'l							
						Rec	Nonrecurring		Nonrecurring Disconnect							OSS RATES (\$)						
							First	Add'l	First							Add'l	SOME C	SOMAN	SOMAN	SOMAN	SOMAN	SOMAN
Notes: If no rate is identified in the contract, the rates, terms, and conditions for the specific service or function will be as set forth in applicable BellSouth tariff.																						

LOCAL INTERCONNECTION - Mississippi										Attachment: 3		Exhibit: A										
CATEGORY	RATE ELEMENTS	Interim	Zone	BCS	USOC	RATES(\$)				Svc Order Submitted Elec per LSR	Svc Order Submitted Manually per LSR	Incremental Charge - Manual Svc Order vs. Electronic-1st	Incremental Charge - Manual Svc Order vs. Electronic-Add'l	Incremental Charge - Manual Svc Order vs. Electronic-Disc 1st	Incremental Charge - Manual Svc Order vs. Electronic-Disc Add'l							
						Rec	Nonrecurring		Nonrecurring Disconnect							OSS RATES (\$)						
							First	Add'l	First							Add'l	SOME C	SOMAN	SOMAN	SOMAN	SOMAN	SOMAN
LOCAL INTERCONNECTION (CALL TRANSPORT AND TERMINATION)																						
NOTE: "bk" beside a rate indicates that the Parties have agreed to bill and keep for that element pursuant to the terms and conditions in Attachment 3.																						
TANDEM SWITCHING																						
	Tandem Switching Function Per MOU			OHD		0.0005379bk																
	Multiple Tandem Switching, per MOU (applies to intial tandem only)			OHD		0.0005379bk																
	Tandem Intermediary Charge, per MOU*			OHD		0.0015																
* This charge is applicable only to transit traffic and is applied in addition to applicable switching and/or interconnection charges.																						
TRUNK CHARGE																						
	Installation Trunk Side Service - per DS0			OHD	TPP++		334.11	56.98														
	Dedicated End Office Trunk Port Service-per DS0**			OHD	TDE0P	0.00																
	Dedicated End Office Trunk Port Service-per DS1**			OH1 OH1MS	TDE1P	0.00																
	Dedicated Tandem Trunk Port Service-per DS0**			OHD	TDW0P	0.00																
	Dedicated Tandem Trunk Port Service-per DS1**			OH1 OH1MS	TDW1P	0.00																
** This rate element is recovered on a per MOU basis and is included in the End Office Switching and Tandem Switching, per MOU rate elements																						
COMMON TRANSPORT (Shared)																						
	Common Transport - Per Mile, Per MOU			OHD		0.0000026bk																
	Common Transport - Facilities Termination Per MOU			OHD		0.0004541bk																
LOCAL INTERCONNECTION (TRANSPORT)																						
INTEROFFICE CHANNEL - DEDICATED TRANSPORT - VOICE GRADE																						
	Interoffice Channel - Dedicated Transport - 2-Wire Voice Grade - Per Mile per month			OHL, OHM	1L5NF	0.0098																
	Interoffice Channel - Dedicated Transport- 2- Wire Voice Grade - Facility Termination per month			OHL, OHM	1L5NF	22.52	27.57		7.11													
INTEROFFICE CHANNEL - DEDICATED TRANSPORT - 56/64 KBPS																						
	Interoffice Channel - Dedicated Transport - 56 kbps - per mile per month			OHL, OHM	1L5NK	0.0098																
	Interoffice Channel - Dedicated Transport - 56 kbps - Facility Termination per month			OHL, OHM	1L5NK	15.68	27.57		7.11													
	Interoffice Channel - Dedicated Transport - 64 kbps - per mile per month			OHL, OHM	1L5NK	0.0098																
	Interoffice Channel - Dedicated Transport - 64 kbps - Facility Termination per month			OHL, OHM	1L5NK	15.68	27.57		7.11													
INTEROFFICE CHANNEL - DEDICATED TRANSPORT - DS1																						
	Interoffice Channel - Dedicated Channel - DS1 - Per Mile per month			OH1, OH1MS	1L5NL	0.201																
	Interoffice Channel - Dedicated Transport - DS1 - Facility Termination per month			OH1, OH1MS	1L5NL	57.33	82.28		14.90													
INTEROFFICE CHANNEL - DEDICATED TRANSPORT- DS3																						
	Interoffice Channel - Dedicated Transport - DS3 - Per Mile per month			OH3, OH3MS	1L5NM	4.76																
	Interoffice Channel - Dedicated Transport - DS3 - Facility Termination per month			OH3, OH3MS	1L5NM	641.90	163.70		60.29													
LOCAL CHANNEL - DEDICATED TRANSPORT																						
	Local Channel - Dedicated - 2-Wire Voice Grade per month			OHL, OHM	TEFV2	14.91	194.22	33.36	37.79	3.30												
	Local Channel - Dedicated - 4-Wire Voice Grade per month			OHL, OHM	TEFV4	15.99	194.66	33.80	38.27	3.78												
	Local Channel - Dedicated - DS1 per month			OH1	TEFHG	36.83	178.50	154.61	22.89	15.74												
	Local Channel - Dedicated - DS3 Facility Termination per month			OH3	TEFHJ	413.87	454.13	264.47	123.23	86.19												
LOCAL INTERCONNECTION MID-SPAN MEET																						
NOTE: If Access service ride Mid-Span Meet, one-half the tariffed service Local Channel rate is applicable.																						
	Local Channel - Dedicated - DS1 per month			OH1MS	TEFHG	0.00	0.00															
	Local Channel - Dedicated - DS3 per month			OH3MS	TEFHJ	0.00	0.00															
MULTIPLEXERS																						
	Channelization - DS1 to DS0 Channel System			OH1, OH1MS	SATN1	102.85	91.57	62.94	10.87	10.10												
	DS3 to DS1 Channel System per month			OH3, OH3MS	SATNS	170.63	179.17	94.52	34.30	32.82												
	DS3 Interface Unit (DS1 COC) per month			OH1, OH1MS	SATCO	12.96	6.62	4.74														

LOCAL INTERCONNECTION - Mississippi											Attachment: 3		Exhibit: A									
CATEGORY	RATE ELEMENTS	Interim	Zone	BCS	USOC	RATES(\$)				Svc Order Submitted Elec per LSR	Svc Order Submitted Manually per LSR	Incremental Charge - Manual Svc Order vs. Electronic-1st	Incremental Charge - Manual Svc Order vs. Electronic-Add'l	Incremental Charge - Manual Svc Order vs. Electronic-Disc 1st	Incremental Charge - Manual Svc Order vs. Electronic-Disc Add'l							
						Rec	Nonrecurring		Nonrecurring Disconnect							OSS RATES (\$)						
							First	Add'l	First							Add'l	SOME C	SOMAN	SOMAN	SOMAN	SOMAN	SOMAN
Notes: If no rate is identified in the contract, the rates, terms, and conditions for the specific service or function will be as set forth in applicable BellSouth tariff.																						

INTERIM SERVICE PROVIDER NUMBER PORTABILITY - Louisiana										Attachment: 5		Exhibit: A										
CATEGORY	RATE ELEMENTS	Interim	Zone	BCS	USOC	RATES (\$)				Svc Order Submitted Elec per LSR	Svc Order Submitted Manually per LSR	Incremental Charge - Manual Svc Order vs. Electronic-1st	Incremental Charge - Manual Svc Order vs. Electronic-Add'l	Incremental Charge - Manual Svc Order vs. Electronic-Disc 1st	Incremental Charge - Manual Svc Order vs. Electronic-Disc Add'l							
						Rec	Nonrecurring		Nonrecurring Disconnect							OSS RATES (\$)						
							First	Add'l	First							Add'l	SOME C	SOMAN	SOMAN	SOMAN	SOMAN	SOMAN
<p>NOTE: Any element that can be ordered electronically will be billed according to the SOME C rate listed. Please refer to BellSouth's Business Rules for Local Ordering (BBR-LO) to determine if a product can be ordered electronically. For those elements that cannot be ordered electronically at present per the BBR-LO, the listed SOME C rate reflects the charge that would be billed to a CLEC once electronic ordering capabilities come on-line for that element. Otherwise, the manual ordering charge, SOMAN, will be applied to a CLEC's bill when it submits an LSR to BellSouth.</p>																						
INTERIM SERVICE PROVIDER NUMBER PORTABILITY - RCF																						
	RCF, per number ported (Business Line)				TNPBL	2.91	0.25	0.25			3.50	15.20										
	RCF, per number ported (Residence Line)				TNPRL	2.91	0.25	0.25			3.50	15.20										
	RCF, Per Additional Path					1.24																
INTERIM SERVICE PROVIDER NUMBER PORTABILITY - DID																						
	DID per number ported (Residence)				TNPDR		0.42	0.42			3.50	15.20										
	DID per number ported (Business)				TNPDB		0.42	0.42			3.50	15.20										
	DID, per trunk termination, Initial				TNPT2	68.47	185.13	68.79			3.50	15.20										
SERVICE PROVIDER NUMBER PORTABILITY (RIPH)																						
	RIPH, Functionality, Per Rearrangement						19.24	19.24			3.50	15.20										
	RIPH, Per Number Ported					1.62	0.19	0.19			3.50	15.20										
	RIPH, Functionality, Per Central Ofc						79.67	79.67			3.50	15.20										
Note: If no rate is identified in the contract, the rate for the specific service or function will be as set forth in applicable BellSouth tariff or as negotiated by the Parties upon request by either Party.																						

INTERIM SERVICE PROVIDER NUMBER PORTABILITY - Mississippi										Attachment: 5		Exhibit: A										
CATEGORY	RATE ELEMENTS	Interim	Zone	BCS	USOC	RATES (\$)				Svc Order Submitted Elec per LSR	Svc Order Submitted Manually per LSR	Incremental Charge - Manual Svc Order vs. Electronic-1st	Incremental Charge - Manual Svc Order vs. Electronic-Add'l	Incremental Charge - Manual Svc Order vs. Electronic-Disc 1st	Incremental Charge - Manual Svc Order vs. Electronic-Disc Add'l							
						Rec	Nonrecurring		Nonrecurring Disconnect							OSS RATES (\$)						
							First	Add'l	First							Add'l	SOMEc	SOMAN	SOMAN	SOMAN	SOMAN	SOMAN
NOTE: Any element that can be ordered electronically will be billed according to the SOMEc rate listed. Please refer to BellSouth's Business Rules for Local Ordering (BBR-LO) to determine if a product can be ordered electronically. For those elements that cannot be ordered electronically at present per the BBR-LO, the listed SOMEc rate reflects the charge that would be billed to a CLEC once electronic ordering capabilities come on-line for that element. Otherwise, the manual ordering charge, SOMAN, will be applied to a CLEC's bill when it submits an LSR to BellSouth.																						
INTERIM SERVICE PROVIDER NUMBER PORTABILITY - RCF																						
	RCF, per number ported (Business Line)				TNPBL	3.08	0.2596	0.2596	0.0282	0.0282	3.50	15.75										
	RCF, per number ported (Residence Line)				TNPRL	3.08	0.2596	0.2596	0.0282	0.0282	3.50	15.75										
	RCF, Per Additional Path					1.17																
INTERIM SERVICE PROVIDER NUMBER PORTABILITY - DID																						
	DID per number ported (Residence)				TNPDR		0.4335	0.4335	0.4701	0.4701	3.50	15.75										
	DID per number ported (Business)				TNPDB		0.4335	0.4335	0.4701	0.4701	3.50	15.75										
	DID, per trunk termination, Initial				TNPT2	58.41	191.75	71.25	28.94	28.94	3.50	15.75										
SERVICE PROVIDER NUMBER PORTABILITY (RIPH)																						
	RIPH, Functionality, Per Rearrangement						19.93	19.93			3.50	15.75										
	RIPH, Per Number Ported					1.96	0.1972	0.1972	0.0214	0.0214	3.50	15.75										
	RIPH, Functionality, Per Central Ofc						85.52	85.52	2.51	2.51	3.50	15.75										

ODUF/ADUF/CMDS - Louisiana										Attachment: 7		Exhibit: A										
CATEGORY	RATE ELEMENTS	Interim	Zone	BCS	USOC	RATES (\$)				Svc Order Submitted Elec per LSR	Svc Order Submitted Manually per LSR	Incremental Charge - Manual Svc Order vs. Electronic-1st	Incremental Charge - Manual Svc Order vs. Electronic-Add'l	Incremental Charge - Manual Svc Order vs. Electronic-Disc 1st	Incremental Charge - Manual Svc Order vs. Electronic-Disc Add'l							
						Rec	Nonrecurring		Nonrecurring Disconnect							OSS RATES (\$)						
							First	Add'l	First							Add'l	SOMEc	SOMAN	SOMAN	SOMAN	SOMAN	SOMAN
ODUF/ADUF/CMDS																						
	ACCESS DAILY USAGE FILE (ADUF)																					
	ADUF: Message Processing, per message				N/A	0.007983																
	ADUF: Data Transmission (CONNECT:DIRECT), per message				N/A	0.00012681																
	OPTIONAL DAILY USAGE FILE (ODUF)																					
	ODUF: Recording, per message				N/A	0.0000117																
	ODUF: Message Processing, per message				N/A	0.004641																
	ODUF: Message Processing, per Magnetic Tape provisioned				N/A	48.45																
	ODUF: Data Transmission (CONNECT:DIRECT), per message				N/A	0.00010568																
	CENTRALIZED MESSAGE DISTRIBUTION SERVICE (CMDS)																					
	CMDS: Message Processing, per message				N/A	0.004																
	CMDS: Data Transmission (CONNECT:DIRECT), per message				N/A	0.001																
Notes: If no rate is identified in the contract, the rate for the specific service or function will be as set forth in applicable BellSouth tariff or as negotiated by the Parties upon request by either Party.																						

ODUF/ADUF/CMDS - Mississippi										Attachment: 7		Exhibit: A										
CATEGORY	RATE ELEMENTS	Interim	Zone	BCS	USOC	RATES (\$)				Svc Order Submitted Elec per LSR	Svc Order Submitted Manually per LSR	Incremental Charge - Manual Svc Order vs. Electronic-1st	Incremental Charge - Manual Svc Order vs. Electronic-Add'l	Incremental Charge - Manual Svc Order vs. Electronic-Disc 1st	Incremental Charge - Manual Svc Order vs. Electronic-Disc Add'l							
						Rec	Nonrecurring		Nonrecurring Disconnect							OSS RATES (\$)						
							First	Add'l	First							Add'l	SOMEc	SOMAN	SOMAN	SOMAN	SOMAN	SOMAN
ODUF/ADUF/CMDS																						
ACCESS DAILY USAGE FILE (ADUF)																						
	ADUF: Message Processing, per message				N/A	0.008087																
	ADUF: Data Transmission (CONNECT:DIRECT), per message				N/A	0.00012803																
OPTIONAL DAILY USAGE FILE (ODUF)																						
	ODUF: Recording, per message				N/A	0.0000063																
	ODUF: Message Processing, per message				N/A	0.004707																
	ODUF: Message Processing, per Magnetic Tape provisioned				N/A	49.04																
	ODUF: Data Transmission (CONNECT:DIRECT), per message				N/A	0.00010669																
CENTRALIZED MESSAGE DISTRIBUTION SERVICE (CMDS)																						
	CMDS: Message Processing, per message				N/A	0.004																
	CMDS: Data Transmission (CONNECT:DIRECT), per message				N/A	0.001																
Notes: If no rate is identified in the contract, the rate for the specific service or function will be as set forth in applicable BellSouth tariff or as negotiated by the Parties upon request by either Party.																						

**Amendment to
Interconnection Agreement between
Xspedius Corp. and
BellSouth Telecommunications, Inc.
Dated 01/01/2000**

Pursuant to this Agreement (the "Agreement") Xspedius Corp. ("Xspedius"), a Louisiana corporation, and BellSouth Telecommunications, Inc. ("BellSouth") hereinafter referred to collectively as the "Parties" hereby agree to amend that certain Master Interconnection Agreement ("the Agreement") between BellSouth and Xspedius dated 01/01/2000. The Effective Date shall be 30 calendar days after the last signature executing the Amendment.

NOW THEREFORE, in consideration of the mutual provisions contained herein and other good and valuable consideration, the receipt and sufficiency of which are hereby acknowledged, Xspedius and BellSouth hereby covenant and agree as follows:

1. The Parties agree to delete attachment 2 and Attachment 2, Exhibit C in its entirety in the interconnection agreement dated 01/01/2000 for North Carolina and replace it with Attachment 2 and Attachment 2, Exhibit B (version 2002 5/31/02) hereto attached for North Carolina.
2. All other provisions of the Interconnection Agreement, dated 01/01/2000, shall remain in full force and effect.
3. Either or both of the Parties is authorized to submit this Amendment to the appropriate state Commissions for approval subject to section 252(e) of the Federal Telecommunications Act of 1996.
4. IN WITNESS WHEREOF, the Parties hereto have caused this Amendment to be executed by their respective duly authorized representatives on the date indicated below.

BellSouth Telecommunications, Inc.

Xspedius Corp.

By: Signature on File

By: Signature on File

Name: C. W. Boltz

Name: Daniel D. Lensgraf

Title : Managing Director

Title : LUS Director

Date: 7/8/2002

Date: 6/2/02

UNBUNDLED NETWORK ELEMENTS - North Carolina										Attachment: 2		Exhibit: B	
CATEGORY	RATE ELEMENTS	Interim	Zone	BCS	USOC	RATES(\$)	Svc Order Submitted Elec per LSR	Svc Order Submitted Manually per LSR	Incremental Charge - Manual Svc Order vs. Electronic-1st	Incremental Charge - Manual Svc Order vs. Electronic-Add'l	Incremental Charge - Manual Svc Order vs. Electronic-Disc 1st	Incremental Charge - Manual Svc Order vs. Electronic-Disc Add'l	
													Rec
The "Zone" shown in the sections for stand-alone loops or loops as part of a combination refers to Geographically Deaveraged UNE Zones. To view Geographically Deaveraged UNE Zone Designations by Central Office, refer to Internet Website: http://www.interconnection.bellsouth.com/become_a_clec/html/interconnection.htm													
OPERATIONAL SUPPORT SYSTEMS													
NOTE: (1) Electronic Service Order: CLEC should contact its contract negotiator if it prefers the state specific electronic service ordering charges as ordered by the State Commissions. The electronic service ordering charge currently contained in this rate exhibit is the BellSouth regional electronic service ordering charge. CLEC may elect either the state specific Commission ordered rates for the electronic service ordering charges, or CLEC may elect the regional electronic service ordering charge.													
NOTE: (2) Any element that can be ordered electronically will be billed according to the SOMEK rate listed in this category. Please refer to BellSouth's Business Rules for Local Ordering (BBR-LO) to determine if a product can be ordered electronically. For those elements that cannot be ordered electronically at present per the BBR-LO, the listed SOMEK rate in this category reflects the charge that would be billed to a CLEC once electronic ordering capabilities come on-line for that element. Otherwise, the manual ordering charge, SOMAN, will be applied to a CLECs bill when it submits an LSR to BellSouth.													
	Electronic OSS Charge, per LSR, submitted via BST's OSS interactive interfaces (Regional)					SOMEK	3.50						
UNE Service Date Advancement Charge (a.k.a.) UNE Expedite Charge													
NOTE: The Expedite charge will be maintained commensurate with BellSouth's FCC No.1 Tariff, Section 5 as applicable.													
	Per Circuit or Line Assignable USOC, Per Day			ALL UNE	SDASP		200.00						
UNBUNDLED EXCHANGE ACCESS LOOP													
2-WIRE ANALOG VOICE GRADE LOOP													
	2-Wire Analog Voice Grade Loop - Service Level 1- Zone 1		1	UEANL	UEAL2		12.11	57.99	42.37		26.94	12.76	
	2-Wire Analog Voice Grade Loop - Service Level 1- Zone 2		2	UEANL	UEAL2		21.24	57.99	42.37		26.94	12.76	
	2-Wire Analog Voice Grade Loop - Service Level 1- Zone 3		3	UEANL	UEAL2		33.65	57.99	42.37		26.94	12.76	
	Loop Testing - Basic 1st Half Hour			UEANL	URET1			76.24			26.94	12.76	
	Loop Testing - Basic Additional Half Hour			UEANL	URETA			39.51			26.94	12.76	
	CLEC to CLEC Conversion Charge Without Outside Dispatch (UVL-SL1)			UEANL	UREWO			15.76	8.93		26.94	12.76	
	Engineering Information Document (EI)			UEANL				28.74	28.74				
	Manual Order Coordination for UVL-SL1s (per loop)			UEANL	UEAMC			61.38	61.38				
	Order Coordination for Specified Conversion Time for UVL-SL1 (per LSR)			UEANL	OCOSL			45.34					
2-WIRE Unbundled COPPER LOOP													
	2-Wire Unbundled Copper Loop Non-Designed - SW		I	sw	UEQ	UEQ2X	15.88	57.99	42.37		26.94	26.94	
	Order Coordination 2 Wire Unbundled Copper Loop - Non-Designed (per loop)				UEQ	USBMC		45.34					
	Engineering Information Document				UEQ			28.74	28.74		26.94	12.76	
	Loop Testing - Basic 1st Half Hour				UEQ	URET1		76.24			26.94	12.76	
	Loop Testing - Basic Additional Half Hour				UEQ	URETA		39.51			26.94	12.76	
	CLEC to CLEC Conversion Charge Without Outside Dispatch (UCL-ND)				UEQ	UREWO		14.26	7.42		26.94	12.76	
UNBUNDLED EXCHANGE ACCESS LOOP													
2-WIRE ANALOG VOICE GRADE LOOP													
	2 Wire Analog Voice Grade Loop -Service Level 1-Statewide-Line Splitting				UEPSR UEPSB	UEALS					26.94	12.76	
	2 Wire Analog Voice Grade Loop -Service Level 1-Statewide-Line Splitting				UEPSR UEPSB	UEABS					26.94	12.76	
	2 Wire Analog Voice Grade Loop-Service Level 1-Line Splitting-Zone 1		1		UEPSR UEPSB	UEALS	12.11	57.99	42.37		26.94	12.76	
	2 Wire Analog Voice Grade Loop-Service Level 1-Line Splitting-Zone 1		1		UEPSR UEPSB	UEABS	12.11	57.99	42.37		26.94	12.76	
	2 Wire Analog Voice Grade Loop- Service Level 1-Line Splitting-Zone 2		2		UEPSR UEPSB	UEALS	21.24	57.99	42.37		26.94	12.76	
	2 Wire Analog Voice Grade Loop- Service Level 1-Line Splitting-Zone 2		2		UEPSR UEPSB	UEABS	21.24	57.99	42.37		26.94	12.76	
	2 Wire Analog Voice Grade Loop-Service Level 1-Line Splitting-Zone 3		3		UEPSR UEPSB	UEALS	33.65	57.99	42.37		26.94	12.76	
	2 Wire Analog Voice Grade Loop-Service Level 1-Line Splitting-Zone 3		3		UEPSR UEPSB	UEABS	33.65	57.99	42.37		26.94	12.76	
UNE Loop Rates for Line Splitting													
	2-Wire Voice Grade Loop (SL1) for Line Splitting- Statewide			sw	UEPRX	UEPLX	14.18						
UNBUNDLED EXCHANGE ACCESS LOOP													
2-WIRE ANALOG VOICE GRADE LOOP													
	2-Wire Analog Voice Grade Loop - Service Level 2 w/Loop or Ground Start Signaling - Zone 1		1		UEA	UEAL2	14.97	142.97	106.56		26.94	12.76	

UNBUNDLED NETWORK ELEMENTS - North Carolina										Attachment: 2		Exhibit: B			
CATEGORY	RATE ELEMENTS	Interim	Zone	BCS	USOC	RATES(\$)				Svc Order Submitted Elec per LSR	Svc Order Submitted Manually per LSR	Incremental Charge - Manual Svc Order vs. Electronic-1st	Incremental Charge - Manual Svc Order vs. Electronic-Add'l	Incremental Charge - Manual Svc Order vs. Electronic-Disc 1st	Incremental Charge - Manual Svc Order vs. Electronic-Disc Add'l
						Rec	Nonrecurring		Nonrecurring Disconnect						
							First	Add'l	First	Add'l	SOME C	SOMAN	SOMAN	SOMAN	SOMAN
	2-Wire Unbundled Copper Loop/Long - includes manual svc. inquiry and facility reservation - Zone 2		2	UCL	UCL2L	22.39	262.86	143.75							
	2-Wire Unbundled Copper Loop/Long - includes manual svc. inquiry and facility reservation - Zone 3		3	UCL	UCL2L	34.80	262.86	143.75							
	Order Coordination for Unbundled Copper Loops (per loop)			UCL	UCLMC		61.38	61.38							
	2-Wire Unbundled Copper Loop/Long - without manual service inquiry and facility reservation - Zone 1		1	UCL	UCL2W	13.26	188.39	112.96				26.94	12.76		
	2-Wire Unbundled Copper Loop/Long - without manual service inquiry and facility reservation - Zone 2		2	UCL	UCL2W	22.39	188.39	112.96				26.94	12.76		
	2-Wire Unbundled Copper Loop/Long - without manual service inquiry and facility reservation - Zone 3		3	UCL	UCL2W	34.80	188.39	112.96				26.94	12.76		
	Order Coordination for Unbundled Copper Loops (per loop)			UCL	UCLMC		61.38	61.38							
	CLEC to CLEC Conversion Charge without outside dispatch (UCL-Des)			UCL	UREWO		97.14	42.44				26.94	12.76		
	4-WIRE COPPER LOOP														
	4-Wire Copper Loop/Short - including manual service inquiry and facility reservation - Zone 1		1	UCL	UCL4S	17.36	311.03	191.93							
	4-Wire Copper Loop/Short - including manual service inquiry and facility reservation - Zone 2		2	UCL	UCL4S	29.61	311.03	191.93							
	4-Wire Copper Loop/Short - including manual service inquiry and facility reservation - Zone 3		3	UCL	UCL4S	46.26	311.03	191.93							
	Order Coordination for Unbundled Copper Loops (per loop)			UCL	UCLMC		61.38	61.38							
	4-Wire Copper Loop/Short - without manual service inquiry and facility reservation - Zone 1		1	UCL	UCL4W	17.36	236.57	161.14				26.94	12.76		
	4-Wire Copper Loop/Short - without manual service inquiry and facility reservation - Zone 2		2	UCL	UCL4W	29.61	236.57	161.14				26.94	12.76		
	4-Wire Copper Loop/Short - without manual service inquiry and facility reservation - Zone 3		3	UCL	UCL4W	46.26	236.57	161.14				26.94	12.76		
	Order Coordination for Unbundled Copper Loops (per loop)			UCL	UCLMC		61.38	61.38							
	4-Wire Unbundled Copper Loop/Long - includes manual svc. inquiry and facility reservation - Zone 1		1	UCL	UCL4L	17.36	311.03	191.93							
	4-Wire Unbundled Copper Loop/Long - includes manual svc. inquiry and facility reservation - Zone 2		2	UCL	UCL4L	29.61	311.03	191.93							
	4-Wire Unbundled Copper Loop/Long - includes manual svc. inquiry and facility reservation - Zone 3		3	UCL	UCL4L	46.26	311.03	191.93							
	Order Coordination for Unbundled Copper Loops (per loop)			UCL	UCLMC		61.38	61.38							
	4-Wire Unbundled Copper Loop/Long - without manual svc. inquiry and facility reservation - Zone 1		1	UCL	UCL4O	17.36	236.57	161.14				26.94	12.76		
	4-Wire Unbundled Copper Loop/Long - without manual svc. inquiry and facility reservation - Zone 2		2	UCL	UCL4O	29.61	236.57	161.14				26.94	12.76		
	4-Wire Unbundled Copper Loop/Long - without manual svc. inquiry and facility reservation - Zone 3		3	UCL	UCL4O	46.26	236.57	161.14				26.94	12.76		
	Order Coordination for Unbundled Copper Loops (per loop)			UCL	UCLMC		61.38	61.38							
	CLEC to CLEC Conversion Charge without outside dispatch (UCL-Des)			UCL	UREWO		97.14	42.44							
	LOOP MODIFICATION														
	Unbundled Loop Modification, Removal of Load Coils - 2 Wire pair less than or equal to 18k ft			UAL, UHL, UCL, UEQ, ULS, UEA, UEANL, UDL, UDC, UDN, UDL, USL	ULM2L		21.24	21.24							
	Unbundled Loop Modification, Removal of Load Coils - 2 wire greater than 18k ft			UCL, ULS, UEQ	ULM2G		119.24	119.24							
	Unbundled Loop Modification Removal of Load Coils - 4 Wire less than or equal to 18K ft			UHL, UCL	ULM4L		21.24	21.24							
	Unbundled Loop Modification Removal of Load Coils - 4 Wire pair greater than 18k ft			UCL	ULM4G		119.24	119.24							

UNBUNDLED NETWORK ELEMENTS - North Carolina										Attachment: 2		Exhibit: B										
CATEGORY	RATE ELEMENTS	Interim	Zone	BCS	USOC	RATES(\$)	Svc Order Submitted Elec per LSR	Svc Order Submitted Manually per LSR	Incremental Charge - Manual Svc Order vs. Electronic-1st	Incremental Charge - Manual Svc Order vs. Electronic-Add'l	Incremental Charge - Manual Svc Order vs. Electronic-Disc 1st	Incremental Charge - Manual Svc Order vs. Electronic-Disc Add'l	OSS Rates(\$)									
													Rec	Nonrecurring First	Nonrecurring Add'l	Nonrecurring Disconnect First	Nonrecurring Disconnect Add'l	SOMEK	SOMAN	SOMAN	SOMAN	
	Network Interface Device Cross Connect - 2 W	I		UENTW	UNDC2																	
	Network Interface Device Cross Connect - 4W	I		UENTW	UNDC4																	
SUB-LOOPS																						
	Sub-Loop Feeder																					
	USL-Feeder, DS0 Set-up per Cross Box location - CLEC Distribution Facility set-up			UEA, UDN,UCL,UDL,UDC	USBFW																	
	USL Feeder - DS0 Set-up per Cross Box location - per 25 pair set-up			UEA, UDN,UCL,UDL,UDC	USBFX																	
	USL Feeder DS1 Set-up at DSX location, per DS1 termination			USL	USBFZ																	
	Unbundled Sub-Loop Feeder Loop, 2 Wire Ground Start, Voice Grade - Zone 1		1	UEA	USBFA	10.41																
	Unbundled Sub-Loop Feeder Loop, 2 Wire Ground-Start, Voice Grade - Zone 2		2	UEA	USBFA	17.31																
	Unbundled Sub-Loop Feeder Loop, Per 2 Wire Ground-Start, Voice Grade - Zone 3		3	UEA	USBFA	26.67																
	Order Coordination for Specified Conversion Time, per LSR			UEA	OCOSL																	
	Unbundle Sub-Loop Feeder Loop, 2 Wire Loop-Start, Voice Grade - Zone 1		1	UEA	USBFB	10.41																
	Unbundled Sub-Loop Feeder Loop, 2 Wire Loop-Start, Voice Grade - Zone 2		2	UEA	USBFB	17.31																
	Unbundled Sub-Loop Feeder Loop, 2 Wire Start Loop, Voice Grade - Zone 3		3	UEA	USBFB	26.67																
	Order Coordination for Specified Time Conversion, per LSR			UEA	OCOSL																	
	Unbundled Sub-Loop Feeder Loop, 2 Wire Reverse Battery, Voice Grade - Zone 1		1	UEA	USBFC	10.41																
	Unbundled Sub-Loop Feeder Loop, 2 Wire Reverse Battery, Voice Grade - Zone 2		2	UEA	USBFC	17.31																
	Unbundled Sub-Loop Feeder Loop, 2 Wire Analog Reverse Battery, Voice Grade - Zone 3		3	UEA	USBFC	26.67																
	Order Coordination For Specified Conversion Time, per LSR			UEA	OCOSL																	
	Unbundled Sub-Loop Feeder Loop, 4 Wire Ground-Start, Voice Grade - Zone 1		1	UEA	USBFD	19.96																
	Unbundled Sub-Loop Feeder Loop, 4 Wire Ground-Start, Voice Grade - Zone 2		2	UEA	USBFD	33.91																
	Unbundled Sub-Loop Feeder Loop, 4 Wire Ground Start, Voice Grade - Zone 3		3	UEA	USBFD	52.85																
	Order Coordination For Specified Conversion Time, Per LSR			UEA	OCOSL																	
	Unbundled Sub-Loop Feeder Loop, 4 Wire Loop-Start, Voice Grade - Zone 1		1	UEA	USBFE	19.96																
	Unbundled Sub-Loop Feeder Loop, 4 Wire Loop-Start, Voice Grade - Zone 2		2	UEA	USBFE	33.91																
	Unbundled Sub-Loop Feeder Loop, 4 Wire Loop-Start, Voice Grade - Zone 3		3	UEA	USBFE	52.85																
	Order Coordination For Specified Conversion Time, Per LSR			UEA	OCOSL																	
	Unbundled Sub-Loop Feeder Loop, 2 Wire ISDN BRI - Zone 1		1	UDN	USBFF	17.24																
	Unbundled Sub-Loop Feeder Loop, 2-Wire ISDN BRI - Zone 2		2	UDN	USBFF	29.17																
	Unbundled Sub-Loop Feeder Loop, 2-Wire ISDN BRI - Zone 3		3	UDN	USBFF	45.37																
	Order Coordination For Specified Conversion Time, Per LSR			UDN	OCOSL																	
	Unbundled Sub-Loop Feeder, 2 Wire UDC (IDSL compatible)		1	UDC	USBFS	17.24																
	Unbundled Sub-Loop Feeder, 2 Wire UDC (IDSL compatible)		2	UDC	USBFS	29.17																
	Unbundled Sub-Loop Feeder, 2 Wire UDC (IDSL compatible)		3	UDC	USBFS	45.37																
	Unbundled Sub-Loop Feeder Loop, 4-Wire DS1 - Zone 1		1	USL	USBFG	35.65																
	Unbundled Sub-Loop Feeder Loop, 4-Wire DS1 - Zone 2		2	USL	USBFG	63.18																
	Unbundled Sub-Loop Feeder Loop, 4-Wire DS1 - Zone 3		3	USL	USBFG	100.58																
	Order Coordination For Specified Conversion Time, Per LSR			USL	OCOSL																	
	Unbundled Sub-Loop Feeder, 2-Wire Copper Loop - Zone 1		1	UCL	USBFH	9.14																
	Unbundled Sub-Loop Feeder Loop, 2-Wire Copper Loop - Zone 2		2	UCL	USBFH	14.90																

UNBUNDLED NETWORK ELEMENTS - North Carolina										Attachment: 2		Exhibit: B								
CATEGORY	RATE ELEMENTS	Interim	Zone	BCS	USOC	RATES(\$)	Svc Order Submitted Elec per LSR	Svc Order Submitted Manually per LSR	Incremental Charge - Manual Svc Order vs. Electronic-1st	Incremental Charge - Manual Svc Order vs. Electronic-Add'l	Incremental Charge - Manual Svc Order vs. Electronic-Disc 1st	Incremental Charge - Manual Svc Order vs. Electronic-Disc Add'l	OSS Rates(\$)							
													Rec	Nonrecurring First	Nonrecurring Add'l	Nonrecurring Disconnect First	Nonrecurring Disconnect Add'l	SOMEK	SOMAN	SOMAN
	Unbundled Loop Concentration - TEST CIRCUIT Card			ULC	UCTTC	37.98														
	Unbundled Loop Concentration - Digital 19.2 Kbps Data Loop Interface			UDL	ULCC7	11.51														
	Unbundled Loop Concentration - Digital 56 Kbps Data Loop Interface			UDL	ULCC5	11.51														
	Unbundled Loop Concentration - Digital 64 Kbps Data Loop Interface			UDL	ULCC6	11.51														
UNE OTHER, PROVISIONING ONLY - NO RATE																				
	NID - Dispatch and Service Order for NID installation			UENTW	UNDBX															
	UNTW Circuit Id Establishment, Provisioning Only - No Rate			UENTW	UENCE															
	Unbundled Contract Name, Provisioning Only - No Rate			UEANL,UEF,UEQ,UENTW	UNECN															
UNE OTHER, PROVISIONING ONLY - NO RATE																				
	Unbundled Contact Name, Provisioning Only - no rate			UAL,UCL,UDC,UDL,UDN,UEA,UHL,ULC	UNECN	0.00		0.00												
	Unbundled Sub-Loop Feeder-2 Wire Cross Box Jumper - no rate			UEA,UDN,UCL,UDC	USBFQ	0.00		0.00												
	Unbundled Sub-Loop Feeder-4 Wire Cross Box Jumper - no rate			UEA,USL,UCL,UDL	USBFR	0.00		0.00												
	Unbundled DS1 Loop - Superframe Format Option - no rate			USL	CCOSF	0.00		0.00												
	Unbundled DS1 Loop - Expanded Superframe Format option - no rate			USL	CCOEF	0.00		0.00												
HIGH CAPACITY UNBUNDLED LOCAL LOOP																				
	High Capacity Unbundled Local Loop - DS3 - Per Mile per month			UE3	1L5ND	13.33														
	High Capacity Unbundled Local Loop - DS3 - Facility Termination per month			UE3	UE3PX	450.69		1,071.00						53.48		53.48				
	High Capacity Unbundled Local Loop - STS-1 - Per Mile per month			UDLSX	1L5ND	13.33														
	High Capacity Unbundled Local Loop - STS-1 - Facility Termination per month			UDLSX	UDLS1	464.26		1,071.00						53.48		53.48				
LOOP MAKE-UP																				
	Loop Makeup - Preordering Without Reservation, per working or spare facility queried (Manual).			UMK	UMKLW			55.44												
	Loop Makeup - Preordering With Reservation, per spare facility queried (Manual).			UMK	UMKLP			55.73												
	Loop Makeup--With or Without Reservation, per working or spare facility queried (Mechanized)			UMK	PSUMK			0.6960821												
HIGH FREQUENCY SPECTRUM																				
LINE SHARING																				
SPLITTERS-CENTRAL OFFICE BASED																				
	Line Sharing Splitter, per System 96 Line Capacity			ULS	ULSDA	181.18		631.54												
	Line Sharing Splitter, per System 24 Line Capacity			ULS	ULSDB	45.30		631.54												
	Line Sharing Splitter, Per System, 8 Line Capacity		I	ULS	ULSD8	12.73		424.61						26.94		12.76				
	Line Sharing Splitter - per Line Activation in the Remote Terminal (RT)			ULS		2.23		122.12												
	Line Sharing-DLEC Owned Splitter in CO-CFA activation-deactivation (per LSOD)			ULS	ULSDG			146.32						26.94		12.76				
END USER ORDERING-CENTRAL OFFICE BASED-HIGH FREQUENCY SPECTRUM AKA LINE SHARING																				
	Line Sharing - per Line Activation (BST Owned Splitter)			ULS	ULSDC	0.61		54.71						25.33		2.53				
	Line Sharing - per Subsequent Activity per Line Rearrangement(BST Owned Splitter)			ULS	ULSDS			35.42						25.33		2.53				
	Line Sharing - per Subsequent Activity per Line Rearrangement(DLEC Owned Splitter)			ULS	ULSCS			35.14						26.94		12.76				
	Line Sharing - per Line Activation (DLEC owned Splitter)		I	ULS	ULSCC	0.61		47.44						26.94		12.76				
LINE SPLITTING																				
END USER ORDERING-CENTRAL OFFICE BASED																				
	Line Splitting - per line activation DLEC owned splitter		I	UEPSR UEPSB	UREOS	0.61														

UNBUNDLED NETWORK ELEMENTS - North Carolina										Attachment: 2		Exhibit: B				
CATEGORY	RATE ELEMENTS	Interim	Zone	BCS	USOC	RATES(\$)	Svc Order Submitted Elec per LSR	Svc Order Submitted Manually per LSR	Incremental Charge - Manual Svc Order vs. Electronic-1st	Incremental Charge - Manual Svc Order vs. Electronic-Add'l	Incremental Charge - Manual Svc Order vs. Electronic-Disc 1st	Incremental Charge - Manual Svc Order vs. Electronic-Disc Add'l	OSS Rates(\$)			
													Rec	Nonrecurring First	Nonrecurring Add'l	Nonrecurring Disconnect First
	Line Splitting - per line activation BST owned - physical	I		UEPSR UEPSB	UREBP	0.61		56.92	28.59			26.94	12.76			
	Line Splitting - per line activation BST owned - virtual	I		UEPSR UEPSB	UREBV	0.61		56.92	28.59			26.94	12.76			
REMOTE SITE HIGH FREQUENCY SPECTRUM																
SPLITTERS-REMOTE SITE																
	Remote Site Line Share BellSouth Owned Splitter, 24 Port	I		ULS	ULSRB	38.18		424.61	0.00			26.94				
	Remote Site Line Share Cable Pair Activation CLEC Owned at RS	I		ULS	ULSTG			74.38	0.00			26.94				
END USER ORDERING-REMOTE SITE HIGH FREQUENCY SPECTRUM AKA REMOTE SITE LINE SHARING																
	Remote Site Line Share Line Activationfor End User Served at RS, BST Splitter	I		ULS	ULSRC	0.61		56.92	28.59			26.94	12.76			
	RS Line Share Line Activation for End User served at RS, CLEC Splitter	I		ULS	ULSTC	0.61		56.92	28.59			26.94	12.76			
UNBUNDLED DEDICATED TRANSPORT																
NOTE: INTEROFFICE CHANNEL DEDICATED TRANSPORT - minimum billing period - below DS3=one month, DS3/STS-1=four months																
INTEROFFICE CHANNEL - DEDICATED TRANSPORT																
	Interoffice Channel - Dedicated Transport - 2-Wire Voice Grade - Per Mile per month			U1TVX	1L5XX	0.0125										
	Interoffice Channel - Dedicated Transport- 2- Wire Voice Grade - Facility Termination			U1TVX	U1TV2	18.00		137.48	52.58			38.07	38.07			
	Interoffice Channel - Dedicated Transport - 2-Wire Voice Grade Rev Bat. - Per Mile per month			U1TVX	1L5XX	0.0125										
	Interoffice Channel - Dedicated Transport- 2- Wire VG Rev Bat. - Facility Termination			U1TVX	U1TR2	18.00		137.48	52.58			38.07	38.07			
	Interoffice Channel - Dedicated Transport - 4-Wire Voice Grade - Per Mile per month			U1TVX	1L5XX	0.0125										
	Interoffice Channel - Dedicated Transport - 4- Wire Voice Grade - Facility Termination			U1TVX	U1TV4	22.16		106.11	65.95			22.32	22.32			
	Interoffice Channel - Dedicated Transport - 56 kbps - per mile per month			U1TDX	1L5XX	0.0282										
	Interoffice Channel - Dedicated Transport - 56 kbps - Facility Termination			U1TDX	U1TD5	17.40		137.48	52.58			38.07	38.07			
	Interoffice Channel - Dedicated Transport - 64 kbps - per mile per month			U1TDX	1L5XX	0.0282										
	Interoffice Channel - Dedicated Transport - 64 kbps - Facility Termination			U1TDX	U1TD6	17.40		137.48	52.58			38.07	38.07			
	Interoffice Channel - Dedicated Channel - DS1 - Per Mile per month			U1TD1	1L5XX	0.5753										
	Interoffice Channel - Dedicated Transport - DS1 - Facility Termination			U1TD1	U1TF1	71.29		217.17	163.75			38.07	38.07			
	Interoffice Channel - Dedicated Transport - DS3 - Per Mile per month			U1TD3	1L5XX	12.98										
	Interoffice Channel - Dedicated Transport - DS3 - Facility Termination per month			U1TD3	U1TF3	720.38		794.94	579.55			91.26	91.26			
	Interoffice Channel - Dedicated Transport - STS-1 - Per Mile per month			U1TS1	1L5XX	6.14										
	Interoffice Channel - Dedicated Transport - STS-1 - Facility Termination			U1TS1	U1TFS	790.37		642.23	408.89			53.48	53.48			
LOCAL CHANNEL - DEDICATED TRANSPORT																
NOTE: LOCAL CHANNEL DEDICATED TRANSPORT - minimum billing period - below DS3=one month, DS3/STS-1=four months																
	Local Channel - Dedicated - 2-Wire Voice Grade - Zone 1	1		ULDVX	ULDV2	11.24		553.80	89.69			42.17	12.76			
	Local Channel - Dedicated - 2-Wire Voice Grade - Zone 2	2		ULDVX	ULDV2	19.91		553.80	89.69			42.17	12.76			
	Local Channel - Dedicated - 2-Wire Voice Grade - Zone 3	3		UNDVX	ULDV2	31.70		553.80	89.69			42.17	12.76			
	Local Channel - Dedicated - 4-Wire Voice Grade - Zone 1	1		UNDVX	ULDV4	12.03		562.23	92.67			42.17	12.76			
	Local Channel - Dedicated - 4-Wire Voice Grade - Zone 2	2		UNDVX	ULDV4	21.33		562.23	92.67			42.17	12.76			
	Local Channel - Dedicated - 4-Wire Voice Grade - Zone 3	3		UNDVX	ULDV4	33.95		562.23	92.67			42.17	12.76			
	Local Channel - Dedicated - DS1 - Zone 1	1		ULDD1	ULDF1	27.05		534.48	462.69			86.15	1.77			
	Local Channel - Dedicated - DS1 - Zone 2	2		ULDD1	ULDF1	47.94		534.48	462.69			86.15	1.77			
	Local Channel - Dedicated - DS1 - Zone 3	3		ULDD1	ULDF1	76.32		534.48	462.69			86.15	1.77			
	Local Channel - Dedicated - DS3 - Per Mile per month			ULDD3	1L5NC	0.9954										

UNBUNDLED NETWORK ELEMENTS - North Carolina										Attachment: 2		Exhibit: B							
CATEGORY	RATE ELEMENTS	Interim	Zone	BCS	USOC	RATES(\$)	Svc Order Submitted Elec per LSR	Svc Order Submitted Manually per LSR	Incremental Charge - Manual Svc Order vs. Electronic-1st	Incremental Charge - Manual Svc Order vs. Electronic-Add'l	Incremental Charge - Manual Svc Order vs. Electronic-Disc 1st	Incremental Charge - Manual Svc Order vs. Electronic-Disc Add'l	OSS Rates(\$)						
													Rec	Nonrecurring First	Nonrecurring Add'l	Nonrecurring Disconnect First	Nonrecurring Disconnect Add'l	SOMEc	SOMAN
	Local Channel - Dedicated - DS3 - Facility Termination			ULDD3	ULDF3	298.92													
	Local Channel - Dedicated - STS-1- Per Mile per month			ULDS1	1L5NC	0.9954													
	Local Channel - Dedicated - STS-1 - Facility Termination			ULDS1	ULDFS	286.13	1,071.00	646.12					53.48	53.48					
DARK FIBER																			
	Dark Fiber, Four Fiber Strands, Per Route Mile or Fraction Thereof per month - Local Channel			UDF	1L5DC	64.04													
	NRC Dark Fiber - Local Channel			UDF	UDFC4		1,347.00	279.87											
	Dark Fiber, Four Fiber Strands, Per Route Mile or Fraction Thereof per month - Interoffice Channel			UDF	1L5DF	27.71													
	NRC Dark Fiber - Interoffice Channel			UDF	UDF14		1,807.00	562.96											
	Dark Fiber, Four Fiber Strands, Per Route Mile or Fraction Thereof per month - Local Loop			UDF	1L5DL	64.04													
	NRC Dark Fiber - Local Loop			UDF	UDFL4		1,347.00	279.87											
8XX ACCESS TEN DIGIT SCREENING																			
	8XX Access Ten Digit Screening, Per Call			OHD		0.0005													
	8XX Access Ten Digit Screening, Reservation Charge Per 8XX Number Reserved			OHD	N8R1X		7.05	0.96					26.94						
	8XX Access Ten Digit Screening, Per 8XX No. Established W/O POTS Translations			OHD			23.82	2.73					41.35						
	8XX Access Ten Digit Screening, Per 8XX No. Established With POTS Translations			OHD	N8FTX		23.82	2.73					41.35						
	8XX Access Ten Digit Screening, Customized Area of Service Per 8XX Number			OHD	N8FCX		5.63	2.82											
	8XX Access Ten Digit Screening, Multiple InterLATA CXR Routing Per CXR Requested Per 8XX No.			OHD	N8FMX		6.59	3.77											
	8XX Access Ten Digit Screening, Change Charge Per Request			OHD	N8FAX		8.01	0.96					26.94						
	8XX Access Ten Digit Screening, Call Handling and Destination Features			OHD	N8FDX		5.63												
LINE INFORMATION DATA BASE ACCESS (LIDB)																			
	LIDB Common Transport Per Query			OQT		0.00003													
	LIDB Validation Per Query			OQU		0.0134													
	LIDB Originating Point Code Establishment or Change			OQT, OQU	NRPBX		62.26						26.94	26.94					
SIGNALING (CCS7)																			
	CCS7 Signaling Connection, Per link (A link)			UDB	TPP++	18.22	278.02	278.02					41.35	41.35					
	CCS7 Signaling Connection, Per link (B link) (also known as D link)			UDB	TPP++	18.22	278.02	278.02					41.35	41.35					
	CCS7 Signaling Termination, Per STP Port			UDB	PT8SX	132.83													
	CCS7 Signaling Usage, Per ISUP Message			UDB		0.00004													
	CCS7 Signaling Usage, Per TCAP Message			UDB		0.00009													
	CCS7 Signaling Usage Surrogate, per link per LATA			UDB	STU56	338.98													
	CCS7 Signaling Point Code, per Originating Point Code Establishment or Change, per STP affected			UDB	CCAPO		40.00	40.00					19.99	19.99					
	CCS7 Signaling Point Code, per Destination Point Code Establishment or Change, Per Stp Affected			UDB	CCAPD		8.00	8.00					19.99	19.99					
E911 SERVICE																			
	Local Channel - Dedicated - 2-wr Voice Grade - Zone 1		1			11.24	553.80	89.69					42.17	12.76					
	Local Channel - Dedicated - 2-wr Voice Grade - Zone 2		2			19.91	553.80	89.69					42.17	12.76					
	Local Channel - Dedicated - 2-wr Voice Grade - Zone 3		3			31.70	553.80	89.69					42.17	12.76					
	Interoffice Transport - Dedicated - 2-wr Voice Grade Per Mile					0.0282													
	Interoffice Transport - Dedicated - 2-wr Voice Grade Per Facility Termination					18.00	137.48	52.58					38.07	38.07					
	Local Channel - Dedicated - DS1 - Zone 1		1			27.05	534.48	462.69					86.15	1.77					
	Local Channel - Dedicated - DS1 - Zone 2		2			47.94	534.48	462.69					86.15	1.77					
	Local Channel - Dedicated - DS1 - Zone 3		3			76.32	534.48	462.69					86.15	1.77					
	Interoffice Transport - Dedicated - DS1 Per Mile					0.5753													
	Interoffice Transport - Dedicated - DS1 Per Facility Termination					71.29	217.17	163.75					38.07	38.07					
CALLING NAME (CNAM) SERVICE																			
	CNAM For DB Owners - Service Establishment			OQV			75.62												

UNBUNDLED NETWORK ELEMENTS - North Carolina										Attachment: 2		Exhibit: B	
CATEGORY	RATE ELEMENTS	Interim	Zone	BCS	USOC	RATES(\$)	Svc Order Submitted Elec per LSR	Svc Order Submitted Manually per LSR	Incremental Charge - Manual Svc Order vs. Electronic-1st	Incremental Charge - Manual Svc Order vs. Electronic-Add'l	Incremental Charge - Manual Svc Order vs. Electronic-Disc 1st	Incremental Charge - Manual Svc Order vs. Electronic-Disc Add'l	
													Rec
	CNAM For Non DB Owners - Service Establishment			OQV									
	CNAM For DB Owners - Service Provisioning With Point Code Establishment (Initial)			OQV									
	CNAM For DB Owners - Service Provisioning With Point Code Establishment (Subsequent)			OQV									
	CNAM For Non DB Owners - Service Provisioning With Point Code Establishment (Initial)			OQV									
	CNAM For Non DB Owners - Service Provisioning With Point Code Establishment (Subsequent)			OQV									
	CNAM for DB & Non DB Owners, Per Query			OQV		0.0009592							
LNP Query Service													
	LNP Charge Per query			OQV		0.00084							
	LNP Service Establishment Manual			OQV									
	LNP Service Provisioning with Point Code Establishment (Initial)			OQV									
	LNP Service Provisioning with Point Code Establishment (Subsequent)			OQV									
OPERATOR CALL PROCESSING													
	Oper. Call Processing - Oper. Provided, Per Min. - Using BST LIDB					1.20							
	Oper. Call Processing - Oper. Provided, Per Min. - Using Foreign LIDB					1.24							
	Oper. Call Processing - Fully Automated, per Call - Using BST LIDB					0.20							
	Oper. Call Processing - Fully Automated, per Call - Using Foreign LIDB					0.20							
INWARD OPERATOR SERVICES													
	Inward Operator Services - Verification, Per Minute					1.15							
	Inward Operator Services - Verification and Emergency Interrupt - Per Minute					1.15							
BRANDING - OPERATOR CALL PROCESSING													
	Recording of Custom Branded OA Announcement				CBAOS						19.99	19.99	19.99
	Loading of Custom Branded OA Announcement per shelf/NAV				CBAOL						19.99	19.99	
	Unbranding via OLNS for UNEP CLEC												
	Loading of OA per OCN (Regional)					1,200.00							
DIRECTORY ASSISTANCE SERVICES													
DIRECTORY ASSISTANCE ACCESS SERVICE													
	Directory Assistance Access Service Calls, Charge Per Call					0.275							
DIRECTORY ASSISTANCE CALL COMPLETION ACCESS SERVICE (DACC)													
	Directory Assistance Call Completion Access Service (DACC), Per Call Attempt					0.062							
DIRECTORY ASSISTANCE SERVICES													
DIRECTORY ASSISTANCE DATA BASE SERVICE (DADS)													
	Directory Assistance Data Base Service Charge Per Listing					0.04							
	Directory Assistance Data Base Service, per month				DBSOF	150.00							
BRANDING - DIRECTORY ASSISTANCE													
Facility Based CLEC													
	Recording and Provisioning of DA Custom Branded Announcement			AMT	CBADA	6,000.00							
	Loading of Custom Branded Announcement per DRAM Card/Switch			AMT	CBADC	1,170.00							
UNEP CLEC													
	Recording of DA Custom Branded Announcement					3,000.00							
	Loading of DA Custom Branded Announcement per DRAM Card/Switch per OCN					1,170.00							
	Unbranding via OLNS for UNEP CLEC												
	Loading of DA per OCN (1 OCN per Order)					420.00							
	Loading of DA per Switch per OCN					16.00							
SELECTIVE ROUTING													

UNBUNDLED NETWORK ELEMENTS - North Carolina										Attachment: 2		Exhibit: B	
CATEGORY	RATE ELEMENTS	Interim	Zone	BCS	USOC	RATES(\$)	Svc Order Submitted Elec per LSR	Svc Order Submitted Manually per LSR	Incremental Charge - Manual Svc Order vs. Electronic-1st	Incremental Charge - Manual Svc Order vs. Electronic-Add'l	Incremental Charge - Manual Svc Order vs. Electronic-Disc 1st	Incremental Charge - Manual Svc Order vs. Electronic-Disc Add'l	
													Rec
	Selective Routing Per Unique Line Class Code Per Request Per Switch				USRCR								
						188.59	188.59						
VIRTUAL COLLOCATION													
	Virtual Collocation - Application Cost			AMTFS	EAF		2,848.30	2,848.30					
	Virtual Collocation - Cable Installation Cost, per cable			AMTFS	ESPCX		2,750.00	2,750.00					
	Virtual Collocation - Floor Space, per sq. ft.			AMTFS	ESPVX	3.20							
	Virtual Collocation - Power, per breaker amp			AMTFS	ESPAX	3.48							
	Virtual Collocation - Cable Support Structure, per entrance cable			AMTFS	ESPSX	13.35							
	Virtual Collocation - 2-wire Cross Connects (loop)			UEANL,UEA,UDN,UDC,UAL,UHL,UCL,U EQ, AMTFS, UDL, UNCVX, UNCDX, UNCNX	UEAC2	0.09	41.78	39.23	4.75	4.75		19.99	19.99
	Virtual Collocation - 4-wire Cross Connects (loop)			UEA,UHL,UCL,UDL, AMTFS, UAL, UDN, UNCVX, UNCDX	UEAC4	0.18	41.91	39.25	4.73	4.73		19.99	19.99
	Virtual Collocation - 2-Fiber Cross Connects			AMTFS,UDL12, UDLO3, U1T48, U1T12, U1T03, ULDO3, ULD12, ULD48, UDF	CNC2F	15.99	67.34	48.55				19.99	19.99
	Virtual Collocation - 4-Fiber Cross Connects			AMTFS,UDL12, UDLO3, U1T48, U1T12, U1T03, ULDO3, ULD12, ULD48, UDF	CNC4F	28.74	82.35	63.56				19.99	19.99
	Virtual collocation - DS1 Cross Connects			USL,UCL,AMTFS, ULR, UXTD1, UNC1X, ULDD1, U1TD1, USLEL, UNLD1	CNC1X	0.97	71.02	51.08					
	Virtual collocation - DS3 Cross Connects			USL,UCL,AMTFS,U E3, U1TD3, UXTS1, UXTD3, UNC3X, UNC3X, ULDD3, U1TS1, ULDS1, UDLSX, UNLD3	CND3X	56.25	151.90	11.83				19.99	19.99
	Virtual Collocation - Co-Carrier Cross Connects - Fiber Cable Support Structure, per linear foot			AMTFS	VE1CB	0.0028							
	Virtual Collocation - Co-Carrier Cross Connects - Copper/Coax Cable Support Structure, per linear ft			AMTFS	VE1CD	0.0041							
	Virtual Collocation - Co-Carrier Cross Connects - Fiber Cable Support Structure, per cable			AMTFS	VE1CC		532.72					19.99	
	Virtual Collocation - Co-Carrier Cross Connects - Copper/Coax Cable Support Structure, per cable			AMTFS	VE1CE		532.72					19.99	
	Virtual collocation - Security Escort - Basic, per half hour			AMTFS	SPTBX		41.00	25.00				19.99	19.99
	Virtual collocation - Security Escort - Overtime, per half hour			AMTFS	SPTOX		48.00	30.00				19.99	19.99
	Virtual collocation - Security Escort - Premium, per half hour			AMTFS	SPTPX		55.00	35.00				19.99	19.99
	Virtual collocation - Maintenance in CO - Basic, per half hour			AMTFS	CTRLX		30.64	30.64				19.99	19.99
	Virtual collocation - Maintenance in CO - Overtime, per half hour			AMTFS	SPTOM		35.77	35.77				19.99	19.99
	Virtual collocation - Maintenance in CO - Premium per half hour			AMTFS	SPTPM		40.90	40.90				19.99	19.99
VIRTUAL COLLOCATION													
	Virtual Collocation - 2-wire Cross Connect, Exchange Port 2-Wire Analog - Res			UEPSR	VE1R2	0.09	41.78	39.23				26.94	12.76

UNBUNDLED NETWORK ELEMENTS - North Carolina										Attachment: 2		Exhibit: B						
CATEGORY	RATE ELEMENTS	Interim	Zone	BCS	USOC	RATES(\$)	Svc Order Submitted Elec per LSR	Svc Order Submitted Manually per LSR	Incremental Charge - Manual Svc Order vs. Electronic-1st	Incremental Charge - Manual Svc Order vs. Electronic-Add'l	Incremental Charge - Manual Svc Order vs. Electronic-Disc 1st	Incremental Charge - Manual Svc Order vs. Electronic-Disc Add'l						
													Rec	Nonrecurring		Nonrecurring Disconnect		OSS Rates(\$)
													SOMEc	SOMAN	SOMAN	SOMAN	SOMAN	SOMAN
4-WIRE 56 KBPS EXTENDED DIGITAL LOOP WITH DEDICATED DS1 INTEROFFICE TRANSPORT (EEL)																		
	First 4-Wire 56Kbps Digital Grade Loop in a DS1 Interoffice Transport Combination - Zone 1		1	UNCDX	UDL56	25.32	489.04	337.51										
	First 4-wire 56Kbps Digital Grade Loop in a DS1 Interoffice Transport Combination - Zone 2		2	UNCDX	UDL56	43.11	489.04	337.51										
	First 4-Wire 56Kbps Digital Grade Loop in a DS1 Interoffice Transport Combination - Zone 3		3	UNCDX	UDL56	67.26	489.04	337.51										
	Interoffice Transport - Dedicated - DS1 combination - Per Mile Per Month			UNC1X	1L5XX	0.5753												
	Interoffice Transport - Dedicated - DS1 - combination Facility Termination Per Month			UNC1X	U1TF1	71.29	217.17	163.75					38.07		38.07			
	Channelization - Channel System DS1 to DS0 combination Per Month			UNC1X	MQ1	146.69	197.78	140.06					38.07		38.07			
	OCU-DP COCI (data) - DS1 to DS0 Channel System - per month (2.4-64kbs)			UNCDX	1D1DD	2.00	15.76	11.28					38.07		38.07			
	Additional 4-Wire 56Kbps Digital Grade Loop in same DS1 Interoffice Transport Combination - Zone 1		1	UNCDX	UDL56	25.32	489.04	337.51										
	Additional 4-Wire 56Kbps Digital Grade Loop in same DS1 Interoffice Transport Combination - Zone 2		2	UNCDX	UDL56	43.11	489.04	337.51										
	Additional 4-Wire 56Kbps Digital Grade Loop in same DS1 Interoffice Transport Combination - Zone 3		3	UNCDX	UDL56	67.26	489.04	337.51										
	OCU-DP COCI (data) - DS1 to DS0 Channel System - combination per month (2.4-64kbs)			UNCDX	1D1DD	2.00	15.76	11.28					38.07		38.07			
	Nonrecurring Currently Combined Network Elements Switch -As-Is Charge			UNC1X	UNCCC		21.75	21.75	32.28	10.96			38.07		38.07			
4-WIRE 64 KBPS EXTENDED DIGITAL LOOP WITH DEDICATED DS1 INTEROFFICE TRANSPORT (EEL)																		
	First 4-Wire 64Kbps Digital Grade Loop in a DS1 Interoffice Transport Combination - Zone 1		1	UNCDX	UDL64	25.32	489.04	337.51										
	First 4-Wire 64Kbps Digital Grade Loop in a DS1 Interoffice Transport Combination - Zone 2		2	UNCDX	UDL64	43.11	489.04	337.51										
	First 4-Wire 64Kbps Digital Grade Loop in a DS1 Interoffice Transport Combination - Zone 3		3	UNCDX	UDL64	67.26	489.04	337.51										
	Interoffice Transport - Dedicated - DS1 combination - Per Mile Per Month			UNC1X	1L5XX	0.5753												
	Interoffice Transport - Dedicated - DS1 combination - Facility Termination Per Month			UNC1X	U1TF1	71.29	217.17	163.75					38.07		38.07			
	Channelization - Channel System DS1 to DS0 combination Per Month			UNC1X	MQ1	146.69	197.78	140.06					38.07		38.07			
	OCU-DP COCI (data) - DS1 to DS0 Channel System combination - per month (2.4-64kbs)			UNCDX	1D1DD	2.00	15.76	11.28					38.07		38.07			
	Additional 4-Wire 64Kbps Digital Grade Loop in same DS1 Interoffice Transport Combination - Zone 1		1	UNCDX	UDL64	25.32	489.04	337.51										
	Additional 4-Wire 64Kbps Digital Grade Loop in same DS1 Interoffice Transport Combination - Zone 2		2	UNCDX	UDL64	43.11	489.04	337.51										
	Additional 4-Wire 64Kbps Digital Grade Loop in same DS1 Interoffice Transport Combination - Zone 3		3	UNCDX	UDL64	67.26	489.04	337.51										
	OCU-DP COCI (data) - DS1 to DS0 Channel System combination - per month (2.4-64kbs)			UNCDX	1D1DD	2.00	15.76	11.28					38.07		38.07			
	Nonrecurring Currently Combined Network Elements Switch -As-Is Charge			UNC1X	UNCCC		21.75	21.75	32.28	10.96			38.07		38.07			
4-WIRE DS1 DIGITAL EXTENDED LOOP WITH DEDICATED DS1 INTEROFFICE TRANSPORT (EEL)																		
	4-Wire DS1 Digital Loop in Combination with DS1 Interoffice Transport - Zone 1		1	UNC1X	USLXX	47.60	714.84	421.47										
	4-Wire DS1 Digital Loop in Combination with DS1 Interoffice Transport - Zone 2		2	UNC1X	USLXX	84.36	714.84	421.47										
	4-Wire DS1 Digital Loop in Combination with DS1 Interoffice Transport - Zone 3		3	UNC1X	USLXX	134.29	714.84	421.47										
	Interoffice Transport - Dedicated - DS1 combination - Per Mile Per Month			UNC1X	1L5XX	0.5753												

UNBUNDLED NETWORK ELEMENTS - North Carolina										Attachment: 2		Exhibit: B													
CATEGORY	RATE ELEMENTS	Interim	Zone	BCS	USOC	RATES(\$)	Svc Order Submitted Elec per LSR	Svc Order Submitted Manually per LSR	Incremental Charge - Manual Svc Order vs. Electronic-1st	Incremental Charge - Manual Svc Order vs. Electronic-Add'l	Incremental Charge - Manual Svc Order vs. Electronic-Disc 1st	Incremental Charge - Manual Svc Order vs. Electronic-Disc Add'l	OSS Rates(\$)												
													Rec	Nonrecurring		Nonrecurring Disconnect		SOMEc	SOMAN	SOMAN	SOMAN	SOMAN	SOMAN		
													First	Add'l	First	Add'l									
	Interoffice Transport - Dedicated - DS3 combination - Facility Termination per per month			UNC3X	U1TF3	720.38							794.94	579.55									38.07	38.07	
	Nonrecurring Currently Combined Network Elements Switch -As-Is Charge			UNC3X	UNCCC								21.75	21.75	32.28	10.96							38.07	38.07	
	STS1 DIGITAL EXTENDED LOOP WITH DEDICATED STS1 INTEROFFICE TRANSPORT (EEL)																								
	High Capacity Unbundled Local Loop - STS1 combination - Per Mile per month			UNC3X	1L5ND	11.12																			
	High Capacity Unbundled Local Loop - STS1 combination - Facility Termination per month			UNC3X	UDLS1	417.70							1,071.00	646.12										38.07	38.07
	Interoffice Transport - Dedicated - STS1 combination - Per Mile per month			UNC3X	1L5XX	6.14																			
	Interoffice Transport - Dedicated - STS1 combination - Facility Termination per month			UNC3X	U1TFS	790.37							794.94	679.55										38.07	38.07
	Nonrecurring Currently Combined Network Elements Switch -As-Is Charge			UNC3X	UNCCC								21.75	21.75	32.28	10.96								38.07	38.07
	2-WIRE ISDN EXTENDED LOOP WITH DS1 INTEROFFICE TRANSPORT (EEL)																								
	First 2-Wire ISDN Loop in a DS1 Interoffice Combination Transport - Zone 1		1	UNC1X	U1L2X	19.42							325.91	251.31											
	First 2-Wire ISDN Loop in a DS1 Interoffice Combination Transport - Zone 2		2	UNC1X	U1L2X	32.88							325.91	251.31											
	First 2-Wire ISDN Loop in a DS1 Interoffice Combination Transport - Zone 3		3	UNC1X	U1L2X	51.14							325.91	251.31											
	Interoffice Transport - Dedicated - DS1 combination - Per Mile			UNC1X	1L5XX	0.5753																			
	Interoffice Transport - Dedicated - DS1 combination - Facility Termination per month			UNC1X	U1TF1	71.29							217.17	163.75										38.07	38.07
	Channelization - Channel System DS1 to DS0 combination - per month			UNC1X	MQ1	146.69							197.78	140.06										38.07	38.07
	2-wire ISDN COCI (BRITE) - DS1 to DS0 Channel System combination - per month			UNC1X	UC1CA	3.59							15.76	11.28										38.07	38.07
	Additional 2-wire ISDN Loop in same DS1Interoffice Transport Combination - Zone 1		1	UNC1X	U1L2X	19.42							325.91	251.31											
	Additional 2-wire ISDN Loop in same DS1Interoffice Transport Combination - Zone 2		2	UNC1X	U1L2X	32.88							325.91	251.31											
	Additional 2-wire ISDN Loop in same DS1Interoffice Transport Combination - Zone 3		3	UNC1X	U1L2X	51.14							325.91	251.31											
	2-wire ISDN COCI (BRITE) - DS1 to DS0 Channel System combination- per month			UNC1X	UC1CA	3.59							15.76	11.28										38.07	38.07
	Nonrecurring Currently Combined Network Elements Switch -As-Is Charge			UNC1X	UNCCC								21.75	21.75	32.28	10.96								38.07	38.07
	4-WIRE DS1 DIGITAL EXTENDED LOOP WITH DEDICATED STS-1 INTEROFFICE TRANSPORT (EEL)																								
	First DS1 Loop in STS1 Interoffice Transport Combination - Zone 1		1	UNC1X	USLXX	47.60							714.84	421.47											
	First DS1 Loop in STS1 Interoffice Transport Combination - Zone 2		2	UNC1X	USLXX	84.36							714.84	421.47											
	First DS1 Loop in STS1 Interoffice Transport Combination - Zone 3		3	UNC1X	USLXX	134.29							714.84	421.47											
	Interoffice Transport - Dedicated - STS1 combination - Per Mile Per Month			UNC3X	1L5XX	6.14																			
	Interoffice Transport - Dedicated - STS1 combination - Facility Termination			UNC3X	U1TFS	790.37							794.94	679.55										38.07	38.07
	STS1 to DS1 Channel System combination per month			UNC3X	MQ3	233.10							403.90	234.40										38.07	38.07
	DS3 Interface Unit (DS1 COCI) combination per month			UNC1X	UC1D1	16.07							13.09	9.38										38.07	38.07
	Additional DS1Loop in STS1 Interoffice Transport Combination - Zone 1		1	UNC1X	USLXX	47.60							714.84	421.47											
	Additional DS1Loop in STS1 Interoffice Transport Combination - Zone 2		2	UNC1X	USLXX	84.36							714.84	421.47											
	Additional DS1Loop in STS1 Interoffice Transport Combination - Zone 3		3	UNC1X	USLXX	134.29							714.84	421.47											
	DS3 Interface Unit (DS1 COCI) combination per month			UNC1X	UC1D1	16.07							13.09	9.38										38.07	38.07

UNBUNDLED NETWORK ELEMENTS - North Carolina										Attachment: 2		Exhibit: B					
CATEGORY	RATE ELEMENTS	Interim	Zone	BCS	USOC	RATES(\$)	Svc Order Submitted Elec per LSR	Svc Order Submitted Manually per LSR	Incremental Charge - Manual Svc Order vs. Electronic-1st	Incremental Charge - Manual Svc Order vs. Electronic-Add'l	Incremental Charge - Manual Svc Order vs. Electronic-Disc 1st	Incremental Charge - Manual Svc Order vs. Electronic-Disc Add'l	OSS Rates(\$)				
													Rec	Nonrecurring		Nonrecurring Disconnect	
							First	Add'l	First	Add'l							
	Nonrecurring Currently Combined Network Elements Switch -As-Is Charge			UNCSX	UNCCC		21.75	21.75	32.28	10.96			38.07	38.07			
4-WIRE 56 KBPS DIGITAL EXTENDED LOOP WITH 56 KBPS INTEROFFICE TRANSPORT (EEL)																	
	4-wire 56 kbps Loop/4-wire 56 kbps Interoffice Transport Combination - Zone 1		1	UNCDX	UDL56	25.32	489.04	337.51									
	4-wire 56 kbps Loop/4-wire 56 kbps Interoffice Transport Combination - Zone 2		2	UNCDX	UDL56	43.11	489.04	337.51									
	4-wire 56 kbps Loop/4-wire 56 kbps Interoffice Transport Combination - Zone 3		3	UNCDX	UDL56	67.26	489.04	337.51									
	Interoffice Transport - Dedicated - 4-wire 56 kbps combination - Per Mile			UNCDX	1L5XX	0.0282											
	Interoffice Transport - Dedicated - 4-wire 56 kbps combination - Facility Termination			UNCDX	U1TD5	17.40	137.48	52.58					38.07	38.07			
	Nonrecurring Currently Combined Network Elements Switch -As-Is Charge			UNCDX	UNCCC		21.75	21.75	32.28	10.96			38.07	38.07			
4-WIRE 64 KBPS DIGITAL EXTENDED LOOP WITH 64 KBPS INTEROFFICE TRANSPORT (EEL)																	
	4-wire 64 kbps Loop/4-wire 64 kbps Interoffice Transport Combination - Zone 1		1	UNCDX	UDL64	25.32	489.04	337.51									
	4-wire 64 kbps Loop/4-wire 64 kbps Interoffice Transport Combination - Zone 2		2	UNCDX	UDL64	43.11	489.04	337.51									
	4-wire 64 kbps Loop/4-wire 64 kbps Interoffice Transport Combination - Zone 3		3	UNCDX	UDL64	67.26	489.04	337.51									
	Interoffice Transport - Dedicated - 4-wire 64 kbps combination - Per Mile			UNCDX	1L5XX	0.0282											
	Interoffice Transport - Dedicated - 4-wire 64 kbps combination - Facility Termination			UNCDX	U1TD6	17.40	137.48	52.58					38.07	38.07			
	Nonrecurring Currently Combined Network Elements Switch -As-Is Charge			UNCDX	UNCCC		21.75	21.75	32.28	10.96			38.07	38.07			
ADDITIONAL NETWORK ELEMENTS																	
When used as a part of a currently combined facility, the non-recurring charges do not apply, but a Switch As Is charge does apply.																	
When used as ordinarily combined network elements in Tennessee, the non-recurring charges apply and the Switch As Is Charge does not.																	
Node (SynchroNet)																	
Nonrecurring Currently Combined Network Elements "Switch As Is" Charge (One applies to each combination)																	
	Nonrecurring Currently Combined Network Elements Switch -As-Is Charge - 2 wire/4-Wire VG			UNCVX	UNCCC		21.75	21.75	32.28	10.96			38.07	38.07			
	Nonrecurring Currently Combined Network Elements Switch -As-Is Charge - 56/64 kbps			UNCDX	UNCCC		21.75	21.75	32.28	10.96			38.07	38.07			
	Nonrecurring Currently Combined Network Elements Switch -As-Is Charge - DS1			UNC1X	UNCCC		21.75	21.75	32.28	10.96			38.07	38.07			
	Nonrecurring Currently Combined Network Elements Switch -As-Is Charge - DS3			UNC3X	UNCCC		21.75	21.75	32.28	10.96			38.07	38.07			
	Nonrecurring Currently Combined Network Elements Switch -As-Is Charge - STS1			UNCSX	UNCCC		21.75	21.75	32.28	10.96			38.07	38.07			
NOTE: Local Channel - Dedicated Transport - minimum billing period - Below DS3=one month, DS3 and above=four months																	
	Local Channel - Dedicated - 2-Wire Voice Grade Zone 1		1	UNCVX	ULDV2	11.24	553.80	89.69									
	Local Channel - Dedicated - 2-Wire Voice Grade Zone 2		2	UNCVX	ULDV2	19.91	553.80	89.69									
	Local Channel - Dedicated - 2-Wire Voice Grade - Zone 3		3	UNCXV	ULDV2	31.70	553.80	89.69									
	Local Channel - Dedicated - 4-Wire Voice Grade Zone 1		1	UNCVX	ULDV4	12.03	562.23	92.67									
	Local Channel - Dedicated - 4-Wire Voice Grade Zone 2		2	UNCVX	ULDV4	21.33	562.23	92.67									
	Local Channel - Dedicated - 4-Wire Voice Grade - Zone 3		3	UNCXV	ULDV4	33.95	562.23	92.67									
	Local Channel - Dedicated - DS1 per month Zone 1		1	UNC1X	ULDF1	27.05	534.48	462.69									
	Local Channel - Dedicated -DS1 Per Month Zone 2		2	UNC1X	ULDF1	47.94	534.48	462.69									
	Local Channel - Dedicated - DS1- Per Month Zone 3		3	UNC1X	ULDF1	76.32	534.48	462.69									
	Local Channel - Dedicated - DS3 - Per Mile per month			UNC3X	1L5NC	0.9954											
	Local Channel - Dedicated - DS3 - Facility Termination			UNC3X	ULDF3	298.92	562.25	527.88									
	Local Channel - Dedicated - STS-1- Per Mile per month			UNCSX	1L5NC	0.9954											
	Local Channel - Dedicated - STS-1 - Facility Termination			UNCSX	ULDFS	286.13	1,071.00	646.12									
Optional Features & Functions:																	
MULTIPLEXERS																	

UNBUNDLED NETWORK ELEMENTS - North Carolina										Attachment: 2		Exhibit: B									
CATEGORY	RATE ELEMENTS	Interim	Zone	BCS	USOC	RATES(\$)	Svc Order Submitted Elec per LSR	Svc Order Submitted Manually per LSR	Incremental Charge - Manual Svc Order vs. Electronic-1st	Incremental Charge - Manual Svc Order vs. Electronic-Add'l	Incremental Charge - Manual Svc Order vs. Electronic-Disc 1st	Incremental Charge - Manual Svc Order vs. Electronic-Disc Add'l	OSS Rates(\$)								
													Rec	Nonrecurring		Nonrecurring Disconnect		SOMEc	SOMAN	SOMAN	SOMAN
													First	Add'l	First	Add'l	SOMEc	SOMAN	SOMAN	SOMAN	
	Channelization - DS1 to DS0 Channel System			UXTD1	MQ1	146.69							197.78	140.06						24.85	8.16
	OCU-DP COCI (data) - DS1 to DS0 Channel System - per month (2.4-64kbs)			UDL	1D1DD	2.00							13.09	9.38						24.85	8.16
	2-wire ISDN COCI (BRITE) - DS1 to DS0 Channel System - per month			UDN	UC1CA	3.59							13.09	9.38						24.85	8.16
	Voice Grade COCI - DS1 to DS0 Channel System - per month			UEA	1D1VG	1.27							13.09	9.38						24.85	8.16
	DS3 to DS1 Channel System per month			UXTD3	MQ3	233.10							403.97	234.40						24.78	7.42
	STS1 to DS1 Channel System per month			UXTS1	MQ3	233.10							403.97	234.40						38.07	38.07
	DS3 Interface Unit (DS1 COCI) used with Loop per month			USL	UC1D1	16.07							13.09	9.38						24.85	8.16
	DS3 Interface Unit (DS1 COCI) used with Local Channel per month			ULDD1	UC1D1	16.07							13.09	9.38						24.85	8.16
	DS3 Interface Unit (DS1 COCI) used with Interoffice Channel per month			U1TD1	UC1D1	16.07							13.09	9.38						24.85	8.16
																				24.85	8.16
UNBUNDLED LOCAL EXCHANGE SWITCHING(PORTS)																					
Exchange Ports																					
NOTE: Although the Port Rate includes all available features in GA, KY, LA & TN, the desired features will need to be ordered using retail USOCs																					
2-WIRE VOICE GRADE LINE PORT RATES (RES)																					
	Exchange Ports - 2-Wire Analog Line Port- Res.			UEPSR	UEPRL	2.19							21.60	21.60						26.94	12.76
	Exchange Ports - 2-Wire Analog Line Port with Caller ID - Res.			UEPSR	UEPRC	2.19							21.60	21.60						26.94	12.76
	Exchange Ports - 2-Wire Analog Line Port outgoing only - Res.			UEPSR	UEPRO	2.19							21.60	21.60						26.94	12.76
	Exchange Ports - 2-Wire VG unbundled res, low usage line port with Caller ID (LUM)			UEPSR	UEPAP	2.19							21.60	21.60						26.94	12.76
	Subsequent Activity			UEPSR	USASC	0.00							0.00	0.00						26.94	12.76
FEATURES																					
	All Available Vertical Features			UEPSR	UEPVF	3.40							0.00	0.00						26.94	12.76
2-WIRE VOICE GRADE LINE PORT RATES (BUS)																					
	Exchange Ports - 2-Wire Analog Line Port without Caller ID - Bus			UEPSB	UEPBL	2.19							21.60	21.60						26.94	12.76
	Exchange Ports - 2-Wire VG unbundled Line Port with unbundled port with Caller+E484 ID - Bus.			UEPSB	UEPBC	2.19							21.60	21.60						26.94	12.76
	Exchange Ports - 2-Wire Analog Line Port outgoing only - Bus.			UEPSB	UEPBO	2.19							21.60	21.60						26.94	12.76
	Exchange Ports - 2-Wire VG unbundled incoming only port with Caller ID - Bus			UEPSB	UEPB1	2.19							21.60	21.60						26.94	12.76
	Subsequent Activity			UEPSB	USASC	0.00							0.00	0.00							
FEATURES																					
	All Available Vertical Features			UEPSB	UEPVF	3.40							0.00	0.00						26.94	12.76
EXCHANGE PORT RATES (DID & PBX)																					
	2-Wire VG Unbundled 2-Way PBX Trunk - Res			UEPSE	UEPRD	2.18							21.60	21.60						26.94	12.76
	2-Wire VG Line Side Unbundled 2-Way PBX Trunk - Bus			UEPSP	UEPPC	2.18							21.60	21.60						26.94	12.76
	2-Wire VG Line Side Unbundled Outward PBX Trunk - Bus			UEPSP	UEPPO	2.18							21.60	21.60						26.94	12.76
	2-Wire VG Line Side Unbundled Incoming PBX Trunk - Bus			UEPSP	UEPP1	2.18							21.60	21.60						26.94	12.76
	2-Wire Analog Long Distance Terminal PBX Trunk - Bus			UEPSP	UEPLD	2.18							21.60	21.60						26.94	12.76
	2-Wire Voice Unbundled PBX LD Terminal Ports			UEPSP	UEPLD	2.18							21.60	21.60						26.94	12.76
	2-Wire Vice Unbundled 2-Way PBX Usage Port			UEPSP	UEPXA	2.18							21.60	21.60						26.94	12.76
	2-Wire Voice Unbundled PBX Toll Terminal Hotel Ports			UEPSP	UEPXB	2.18							21.60	21.60						26.94	12.76
	2-Wire Voice Unbundled PBX LD DDD Terminals Port			UEPSP	UEPXC	2.18							21.60	21.60						26.94	12.76
	2-Wire Voice Unbundled PBX LD Terminal Switchboard Port			UEPSP	UEPXD	2.18							21.60	21.60						26.94	12.76
	2-Wire Voice Unbundled PBX LD Terminal Switchboard IDD Capable Port			UEPSP	UEPXE	2.18							21.60	21.60						26.94	12.76
	2-Wire Voice Unbundled 2-Way PBX Hotel/Hospital Economy Administrative Calling Port			UEPSP	UEPXL	2.18							21.60	21.60						26.94	12.76
	2-Wire Voice Unbundled 2-Way PBX Hotel/Hospital Economy Room Calling Port			UEPSP	UEPXM	2.18							21.60	21.60						26.94	12.76
	2-Wire Voice Unbundled 1-Way Outgoing PBX Hotel/Hospital Discount Room Calling Port			UEPSP	UEPXO	2.18							21.60	21.60						26.94	12.76

UNBUNDLED NETWORK ELEMENTS - North Carolina										Attachment: 2		Exhibit: B	
CATEGORY	RATE ELEMENTS	Interim	Zone	BCS	USOC	RATES(\$)	Svc Order Submitted Elec per LSR	Svc Order Submitted Manually per LSR	Incremental Charge - Manual Svc Order vs. Electronic-1st	Incremental Charge - Manual Svc Order vs. Electronic-Add'l	Incremental Charge - Manual Svc Order vs. Electronic-Disc 1st	Incremental Charge - Manual Svc Order vs. Electronic-Disc Add'l	
													Rec
	2-Wire Voice Unbundled 1-Way Outgoing PBX Measured Port			UEPSP	UEPXS	2.18							
	Subsequent Activity			UEPSP	USASC	0.00							
	FEATURES												
	All Available Vertical Features			UEPSP UEPSE	UEPVF	3.40							
	EXCHANGE PORT RATES (COIN)												
	Exchange Ports - Coin Port					2.59							
	NOTE: Transmission/usage charges associated with POTS circuit switched usage will also apply to circuit switched voice and/or circuit switched data transmission by B-Channels associated with 2-wire ISDN ports.												
	NOTE: Access to B Channel or D Channel Packet capabilities will be available only through BFR/New Business Request Process. Rates for the packet capabilities will be determined via the Bona Fide Request/New Business Request Process.												
	UNBUNDLED LOCAL EXCHANGE SWITCHING(PORTS)												
	EXCHANGE PORT RATES												
	Exchange Ports - 2-Wire DID Port			UEPEX	UEPP2	12.36							
	Exchange Ports - DDITS Port - 4-Wire DS1 Port with DID capability			UEPDD	UEPDD	123.65							
	Exchange Ports - 2-Wire ISDN Port (See Notes below.)			UEPTX UEPSX	U1PMA	24.50							
	All Features Offered			UEPTX UEPSX	UEPVF	3.40							
	NOTE: Transmission/usage charges associated with POTS circuit switched usage will also apply to circuit switched voice and/or circuit switched data transmission by B-Channels associated with 2-wire ISDN ports.												
	NOTE: Access to B Channel or D Channel Packet capabilities will be available only through BFR/New Business Request Process. Rates for the packet capabilities will be determined via the Bona Fide Request/New Business Request Process.												
	Exchange Ports - 2-Wire ISDN Port -- Channel Profiles			UEPTX UEPSX	U1UMA	0.00							
	Exchange Ports - 4-Wire ISDN DS1 Port			UEPEX	UEPEX	179.75							
	UNBUNDLED PORT with REMOTE CALL FORWARDING CAPABILITY												
	UNBUNDLED REMOTE CALL FORWARDING SERVICE - RESIDENCE												
	Unbundled Remote Call Forwarding Service, Area Calling, Res			UEPVR	UERAC	2.19							
	Unbundled Remote Call Forwarding Service, Local Calling - Res			UEPVR	UERLC	2.19							
	Unbundled Remote Call Forwarding Service, InterLATA - Res			UEPVR	UERTE	2.19							
	Unbundled Remote Call Forwarding Service, IntraLATA - Res			UEPVR	UERTR	2.19							
	Non-Recurring												
	Unbundled Remote Call Forwarding Service - Conversion - Switch-as-is			UEPVR	USAC2								
	Unbundled Remote Call Forwarding Service - Conversion with allowed change (PIC and LPIC)			UEPVR	USACC								
	UNBUNDLED REMOTE CALL FORWARDING - Bus												
	Unbundled Remote Call Forwarding Service, Area Calling - Bus			UEPVB	UERAC	2.19							
	Unbundled Remote Call Forwarding Service, Local Calling - Bus			UEPVB	UERLC	2.19							
	Unbundled Remote Call Forwarding Service, InterLATA - Bus			UEPVB	UERTE	2.19							
	Unbundled Remote Call Forwarding Service, IntraLATA - Bus			UEPVB	UERTR	2.19							
	Unbundled Remote Call Forwarding Service Expanded and Exception Local Calling			UEPVB	UERVJ	2.19							
	Non-Recurring												
	Unbundled Remote Call Forwarding Service - Conversion - Switch-as-is			UEPVB	USAC2								
	Unbundled Remote Call Forwarding Service - Conversion with allowed change (PIC and LPIC)			UEPVB	USACC								
	UNBUNDLED LOCAL SWITCHING, PORT USAGE												
	End Office Switching (Port Usage)												
	End Office Switching Function, Per MOU					0.0015							
	End Office Trunk Port - Shared, Per MOU					0.00023							
	Tandem Switching (Port Usage) (Local or Access Tandem)												
	Tandem Switching Function Per MOU					0.0006							
	Tandem Trunk Port - Shared, Per MOU					0.0003							
	Common Transport												
	Common Transport - Per Mile, Per MOU					0.00001							
	Common Transport - Facilities Termination Per MOU					0.00034							
	UNBUNDLED PORT/LOOP COMBINATIONS - COST BASED RATES												
	Cost Based Rates are applied where BellSouth is required by FCC and/or State Commission rule to provide Unbundled Local Switching or Switch Ports.												
	Features shall apply to the Unbundled Port/Loop Combination - Cost Based Rate section in the same manner as they are applied to the Stand-Alone Unbundled Port section of this Rate Exhibit.												
	End Office and Tandem Switching Usage and Common Transport Usage rates in the Port section of this rate exhibit shall apply to all combinations of loop/port network elements except for UNE Coin Port/Loop Combinations.												

UNBUNDLED NETWORK ELEMENTS - North Carolina										Attachment: 2		Exhibit: B				
CATEGORY	RATE ELEMENTS	Interim	Zone	BCS	USOC	RATES(\$)	Svc Order Submitted Elec per LSR	Svc Order Submitted Manually per LSR	Incremental Charge - Manual Svc Order vs. Electronic-1st	Incremental Charge - Manual Svc Order vs. Electronic-Add'l	Incremental Charge - Manual Svc Order vs. Electronic-Disc 1st	Incremental Charge - Manual Svc Order vs. Electronic-Disc Add'l				
													Rec	Nonrecurring		Nonrecurring Disconnect
							First	Add'l	First	Add'l	SOMEC	SOMAN	SOMAN	SOMAN	SOMAN	SOMAN
<p>For Georgia, Kentucky, Louisiana, Mississippi, South Carolina and Tennessee, the recurring UNE Port and Loop charges listed apply to Currently Combined and Not Currently Combined Combos. The first and additional Port nonrecurring charges apply to Currently Combined Combos for all states. In GA, KY, LA, MS, SC and TN these nonrecurring charges are commission ordered cost based rates and in AL, FL and NC these nonrecurring charges are Market Rates and are also listed in the Market Rate section. For Currently Combined Combos in all other states, the nonrecurring charges shall be those identified in the Nonrecurring - Currently Combined sections.</p>																
2-WIRE VOICE GRADE LOOP WITH 2-WIRE LINE PORT (RES)																
UNE Port/Loop Combination Rates																
	2-Wire VG Loop/Port Combo - Zone 1		1			13.03										
	2-Wire VG Loop/Port Combo - Zone 2		2			21.33										
	2-Wire VG Loop/Port Combo - Zone 3		3			32.61										
UNE Loop Rates																
	2-Wire Voice Grade Loop (SL1) - Zone 1		1	UEPRX	UEPLX	10.75										
	2-Wire Voice Grade Loop (SL1) - Zone 2		2	UEPRX	UEPLX	19.05										
	2-Wire Voice Grade Loop (SL1) - Zone 3		3	UEPRX	UEPLX	30.33										
2-Wire Voice Grade Line Port Rates (Res)																
	2-Wire voice unbundled port - residence			UEPRX	UEPRL	2.28	90.00	90.00		40.18	9.45					
	2-Wire voice unbundled port with Caller ID - res			UEPRX	UEPRC	2.28	90.00	90.00		40.18	9.45					
	2-Wire voice unbundled port outgoing only - res			UEPRX	UEPRO	2.28	90.00	90.00		40.18	9.45					
	2-Wire voice unbundles res, low usage line port with Caller ID (LUM)			UEPRX	UEPAP	2.28	90.00	90.00		40.18	9.45					
FEATURES																
	All Features Offered			UEPRX	UEPVF	3.40	0.00	0.00		40.18	9.45					
LOCAL NUMBER PORTABILITY																
	Local Number Portability (1 per port)			UEPRX	LNPCX	0.35										
NONRECURRING CHARGES (NRCs) - CURRENTLY COMBINED																
	2-Wire Voice Grade Loop / Line Port Combination - Conversion - Switch-as-is			UEPRX	USAC2		2.77	0.40		40.18	9.45					
	2-Wire Voice Grade Loop / Line Port Combination - Conversion - Switch with change			UEPRX	USACC		2.77	0.40		40.18	9.45					
	2-Wire Voice Grade Loop / Line Port Combination - Conversion - Subsequent Database Update						1.42			10.27						
ADDITIONAL NRCs																
	2-Wire Voice Grade Loop/Line Port Combination - Subsequent Activity			UEPRX	USAS2	0.00	0.00	0.00		40.18	9.45					
2-WIRE VOICE GRADE LOOP WITH 2-WIRE LINE PORT (BUS)																
UNE Port/Loop Combination Rates																
	2-Wire VG Loop/Port Combo - Zone 1		1			13.03										
	2-Wire VG Loop/Port Combo - Zone 2		2			21.33										
	2-Wire VG Loop/Port Combo - Zone 3		3			32.61										
UNE Loop Rates																
	2-Wire Voice Grade Loop (SL1) - Zone 1		1	UEPBX	UEPLX	10.75										
	2-Wire Voice Grade Loop (SL1) - Zone 2		2	UEPBX	UEPLX	19.05										
	2-Wire Voice Grade Loop (SL1) - Zone 3		3	UEPBX	UEPLX	30.33										
2-Wire Voice Grade Line Port (Bus)																
	2-Wire voice unbundled port without Caller ID - bus			UEPBX	UEPBL	2.28	90.00	90.00		40.18	9.45					
	2-Wire voice unbundled port with Caller + E484 ID - bus			UEPBX	UEPBC	2.28	90.00	90.00		40.18	9.45					
	2-Wire voice unbundled port outgoing only - bus			UEPBX	UEPBO	2.28	90.00	90.00		40.18	9.45					
	2-Wire voice unbundled incoming only port with Caller ID - Bus			UEPBX	UEPB1	2.28	90.00	90.00		40.18	9.45					
LOCAL NUMBER PORTABILITY																
	Local Number Portability (1 per port)			UEPBX	LNPCX	0.35										
FEATURES																
	All Features Offered			UEPBX	UEPVF	3.40	0.00	0.00		40.18	9.45					
NONRECURRING CHARGES (NRCs) - CURRENTLY COMBINED																
	2-Wire Voice Grade Loop / Line Port Combination - Conversion - Switch-as-is			UEPBX	USAC2		2.77	0.40		40.18	9.45					
	2-Wire Voice Grade Loop / Line Port Combination - Conversion - Switch with change			UEPBX	USACC		2.77	0.40		40.18	9.45					
	2-Wire Voice Grade Loop / Line Port Combination - Conversion - Subsequent Database Update						1.42			10.27						
ADDITIONAL NRCs																

UNBUNDLED NETWORK ELEMENTS - North Carolina							Attachment: 2		Exhibit: B						
CATEGORY	RATE ELEMENTS	Interim	Zone	BCS	USOC	RATES(\$)	Svc Order Submitted Elec per LSR	Svc Order Submitted Manually per LSR	Incremental Charge - Manual Svc Order vs. Electronic-1st	Incremental Charge - Manual Svc Order vs. Electronic-Add'l	Incremental Charge - Manual Svc Order vs. Electronic-Disc 1st	Incremental Charge - Manual Svc Order vs. Electronic-Disc Add'l			
													Rec	Nonrecurring	
							First	Add'l	First	Add'l	SOME C	SOMAN	SOMAN	SOMAN	SOMAN
	All Features Offered			UEPPX	UEPVF	3.40	0.00	0.00					40.18	9.45	
	NONRECURRING CHARGES (NRCs) - CURRENTLY COMBINED														
	2-Wire Voice Grade Loop/ Line Port Combination (PBX) - Conversion - Switch-As-Is			UEPPX	USAC2		2.77	0.40					40.18	9.45	
	2-Wire Voice Grade Loop/ Line Port Combination (PBX) - Conversion - Switch with Change			UEPPX	USACC		2.77	0.40					40.18	9.45	
	2-Wire Voice Grade Loop / Line Port Combination - Conversion - Subsequent Database Update						1.42						10.27		
	ADDITIONAL NRCs														
	2-Wire Voice Grade Loop/ Line Port Combination (PBX) - Subsequent Activity			UEPPX	USAS2	0.00	0.00	0.00					40.18	9.45	
	2-WIRE VOICE GRADE LOOP WITH 2-WIRE ANALOG LINE COIN PORT														
	UNE Port/Loop Combination Rates														
	2-Wire VG Coin Port/Loop Combo - Zone 1		1			13.03									
	2-Wire VG Coin Port/Loop Combo - Zone 2		2			21.33									
	2-Wire VG Coin Port/Loop Combo - Zone 3		3			32.61									
	UNE Loop Rates														
	2-Wire Voice Grade Loop (SL1) - Zone 1		1	UEPCO	UEPLX	10.75									
	2-Wire Voice Grade Loop (SL1) - Zone 2		2	UEPCO	UEPLX	19.05									
	2-Wire Voice Grade Loop (SL1) - Zone 3		3	UEPCO	UEPLX	30.33									
	2-Wire Voice Grade Line Ports (COIN)														
	2-Wire Coin 2-Way without Operator Screening and without Blocking (NC)			UEPCO	UEPND	2.28	90.00	90.00					40.18	9.45	
	2-Wire Coin 2-Way with Operator Screening (NC)			UEPCO	UEPNC	2.28	90.00	90.00					40.18	9.45	
	2-Wire Coin 2-Way with Operator Screening and Blocking: 011, 900/976, 1+DDD (NC, TN)			UEPCO	UEPRP	2.28	90.00	90.00					40.18	9.45	
	2-Wire Coin 2-Way with Operator Screening and 011 Blocking (NC)			UEPCO	UEPNB	2.28	90.00	90.00					40.18	9.45	
	2-Wire Coin 2-Way with Operator Screening: 900 Blocking: 900/976, 1+DDD, 011+, and Local (NC, TN)			UEPCO	UEPCA	2.28	90.00	90.00					40.18	9.45	
	2-Wire Coin Outward with Operator Screening and 011 Blocking (NC)			UEPCO	UEPNE	2.28	90.00	90.00					40.18	9.45	
	2-Wire Coin Outward with Operator Screening and Blocking: 900/976, 1+DDD, 011+, and Local (NC)			UEPCO	UEPCL	2.28	90.00	90.00					40.18	9.45	
	2-Wire 2-Way Smartline with 900/976 (all states except LA)			UEPCO	UEPCK	2.28	90.00	90.00					40.18	9.45	
	2-Wire Coin Outward Smartline with 900/976 (all states except LA)			UEPCO	UEPCR	2.28	90.00	90.00					40.18	9.45	
	ADDITIONAL UNE COIN PORT/LOOP (RC)														
	UNE Coin Port/Loop Combo Usage (Flat Rate)			UEPCO	URECU	3.70	90.00	90.00					40.18	9.45	
	LOCAL NUMBER PORTABILITY														
	Local Number Portability (1 per port)			UEPCO	LNPCX	0.35									
	NONRECURRING CHARGES - CURRENTLY COMBINED														
	2-Wire Voice Grade Loop / Line Port Combination - Conversion - Switch-as-is			UEPCO	USAC2		2.77	0.40					40.18	9.45	
	2-Wire Voice Grade Loop / Line Port Combination - Conversion - Switch with change			UEPCO	USACC		2.77	0.40					40.18	9.45	
	2-Wire Voice Grade Loop / Line Port Combination - Conversion - Subsequent Database Update						1.42								
	ADDITIONAL NRCs														
	2-Wire Voice Grade Loop/Line Port Combination - Subsequent Activity			UEPCO	USAS2		0.00	0.00					40.18	9.45	
	2-WIRE VOICE LOOP/ 2WIRE VOICE GRADE IO TRANSPORT/ 2-WIRE LINE PORT (RES)														
	2-WIRE VOICE LOOP/ 2WIRE VOICE GRADE IO TRANSPORT/ 2-WIRE LINE PORT (BUS)														
	2-Wire voice unbundled port with Caller + E484 ID - bus			UEPFB	UEPBC	2.19	225.00	225.00					40.18	9.45	
	UNBUNDLED PORT/LOOP COMBINATIONS - COST BASED RATES														
	2-WIRE VOICE GRADE LOOP- BUS ONLY - WITH 2-WIRE DID TRUNK PORT														
	UNE Port/Loop Combination Rates														
	2-Wire VG Loop/2-Wire DID Trunk Port Combo - UNE Zone 1		1			20.97									
	2-Wire VG Loop/2-Wire DID Trunk Port Combo - UNE Zone 2		2			27.80									

UNBUNDLED NETWORK ELEMENTS - North Carolina										Attachment: 2		Exhibit: B												
CATEGORY	RATE ELEMENTS	Interim	Zone	BCS	USOC	RATES(\$)	Svc Order Submitted Elec per LSR	Svc Order Submitted Manually per LSR	Incremental Charge - Manual Svc Order vs. Electronic-1st	Incremental Charge - Manual Svc Order vs. Electronic-Add'l	Incremental Charge - Manual Svc Order vs. Electronic-Disc 1st	Incremental Charge - Manual Svc Order vs. Electronic-Disc Add'l												
													Rec	Nonrecurring		Nonrecurring Disconnect		OSS Rates(\$)						
							First	Add'l	First	Add'l	SOMEc	SOMAN	SOMAN	SOMAN	SOMAN	SOMAN								
ADDITIONAL NRCs																								
	4-Wire DS1 Loop / 4-Wire DDITS Trunk Port - Subsequent Service Activity Per Service Order			UEPDC	USAS4		127.63	127.63																
	4-Wire DS1 Loop / 4-Wire DDITS Trunk Port - NRC - Subsequent Channel Activation/Chan - 2-Way Trunk			UEPDC	UDTTA		28.81	28.81																
	4-Wire DS1 Loop / 4-Wire DDITS Trunk Port - Subsequent Channel Activation/Chan - 1-Way Outward Trunk			UEPDC	UDTTB		28.81	28.81																
	4-Wire DS1 Loop / 4-Wire DDITS Trunk Port - Subsqnt Channel Activation/Chan Inward Trunk w/out DID			UEPDC	UDTTC		28.81	28.81					19.99	19.99										
	4-Wire DS1 Loop / 4-Wire DDITS Trunk Port - Subsqnt Chan Activation Per Chan - Inward Trunk with DID			UEPDC	UDTTD		28.81	28.81					19.99	19.99										
	4-Wire DS1 Loop / 4-Wire DDITS Trunk Port - Subsqnt Chan Activation / Chan - 2-Way DID w User Trans			UEPDC	UDTTE		28.81	28.81																
BIPOLAR 8 ZERO SUBSTITUTION																								
	B8ZS - Superframe Format			UEPDC	CCOSF		0.00	615.00																
	B8ZS - Extended Superframe Format			UEPDC	CCOEF		0.00	615.00																
Alternate Mark Inversion																								
	AMI - Superframe Format			UEPDC	MCOSF		0.00	0.00																
	AMI - Extended SuperFrame Format			UEPDC	MCOPO		0.00	0.00																
Telephone Number/Trunk Group Establishment Charges																								
	Telephone Number for 2-Way Trunk Group			UEPDC	UDTGX	0.00							19.99	19.99										
	Telephone Number for 1-Way Outward Trunk Group			UEPDC	UDTGY	0.00							19.99	19.99										
	Telephone Number for 1-Way Inward Trunk Group Without DID			UEPDC	UDTGZ	0.00							19.99	19.99										
	DID Numbers, Establish Trunk Group and Provide First Group of 20 DID Numbers			UEPDC	NDZ	0.00	0.00	0.00																
	DID Numbers for each Group of 20 DID Numbers			UEPDC	ND4	0.00																		
	DID Numbers, Non- consecutive DID Numbers , Per Number			UEPDC	ND5	0.00																		
	Reserve Non-Consecutive DID Nos.			UEPDC	ND6	0.00	0.00	0.00																
	Reserve DID Numbers			UEPDC	NDV	0.00	0.00	0.00																
Dedicated DS1 (Interoffice Channel Mileage) - FX/FCO for 4-Wire DS1 Digital Loop with 4-Wire DDITS Trunk Port																								
	Interoffice Channel Mileage - Fixed rate 0-8 miles (Facilities Termination)			UEPDC	1LNO1	71.29	217.17	163.75	0.00	0.00			19.99	19.99										
	Interoffice Channel Mileage - Additional rate per mile - 0-8 miles			UEPDC	1LNOA	0.5753	0.00	0.00																
	Interoffice Channel Mileage - Fixed rate 9-25 miles (Facilities Termination)			UEPDC	1LNO2	0.00	0.00	0.00																
	Interoffice Channel Mileage - Additional rate per mile - 9-25 miles			UEPDC	1LNOB	0.5753	0.00	0.00																
	Interoffice Channel Mileage - Fixed rate 25+ miles (Facilities Termination)			UEPDC	1LNO3	0.00	0.00	0.00	0.00															
	Interoffice Channel Mileage - Additional rate per mile - 25+ miles			UEPDC	1LNOC	0.5753	0.00	0.00																
	Local Number Portability, per DSO Activated			UEPDC	LNPCP	3.15	0.00	0.00	0.00															
	Central Office Terminating Point			UEPDC	CTG	0.00																		
4-WIRE DS1 LOOP WITH CHANNELIZATION WITH PORT																								
System is 1 DS1 Loop, 1 D4 Channel Bank, and up to 24 Feature Activations																								
Each System can have up to 24 combinations of rates depending on type and number of ports used																								
UNE DS1 Loop																								
	4-Wire DS1 Loop - UNE Zone 1		1	UEPMG	USLDC	47.54	0.00	0.00																
	4-Wire DS1 Loop - UNE Zone 2		2	UEPMG	USLDC	84.27	0.00	0.00																
	4-Wire DS1 Loop - UNE Zone 3		3	UEPMG	USLDC	134.14	0.00	0.00																
UNE DSO Channelization Capacities (D4 Channel Bank Configurations)																								
	24 DSO Channel Capacity - 1 per DS1			UEPMG	VUM24	123.06	0.00	0.00					19.99	19.99										
	48 DSO Channel Capacity - 1 per 2 DS1s			UEPMG	VUM48	246.12	0.00	0.00					19.99	19.99										
	96 DSO Channel Capacity -1per 4 DS1s			UEPMG	VUM96	492.24	0.00	0.00					19.99	19.99										
	144 DSO Channel Capacity - 1 per 6 DS1s			UEPMG	VUM144	738.36	0.00	0.00					19.99	19.99										
	192 DSO Channel Capacity -1 per 8 DS1s			UEPMG	VUM192	984.48	0.00	0.00					19.99	19.99										
	240 DSO Channel Capacity - 1 per 10 DS1s			UEPMG	VUM240	1,230.60	0.00	0.00					19.99	19.99										
	288 DSO Channel Capacity - 1 per 12 DS1s			UEPMG	VUM288	1,476.72	0.00	0.00					19.99	19.99										

UNBUNDLED NETWORK ELEMENTS - North Carolina										Attachment: 2		Exhibit: B				
CATEGORY	RATE ELEMENTS	Interim	Zone	BCS	USOC	RATES(\$)	Svc Order Submitted Elec per LSR	Svc Order Submitted Manually per LSR	Incremental Charge - Manual Svc Order vs. Electronic-1st	Incremental Charge - Manual Svc Order vs. Electronic-Add'l	Incremental Charge - Manual Svc Order vs. Electronic-Disc 1st	Incremental Charge - Manual Svc Order vs. Electronic-Disc Add'l	OSS Rates(\$)			
													Rec	Nonrecurring		Nonrecurring Disconnect
							First	Add'l	First	Add'l						
	384 DS0 Channel Capacity - 1 per 16 DS1s			UEPMG	VUM38	1,968.96	0.00	0.00				19.99	19.99			
	480 DS0 Channel Capacity - 1 per 20 DS1s			UEPMG	VUM40	2,461.20	0.00	0.00				19.99	19.99			
	576 DS0 Channel Capacity - 1 per 24 DS1s			UEPMG	VUM57	2,953.44	0.00	0.00				19.99	19.99			
	672 DS0 Channel Capacity - 1 per 28 DS1s			UEPMG	VUM67	3,445.68	0.00	0.00				19.99	19.99			
Non-Recurring Charges (NRC) Associated with 4-Wire DS1 Loop with Channelization with Port - Conversion Charge Based on a System																
A Minimum System configuration is One (1) DS1, One (1) D4 Channel Bank, and Up To 24 DSO Ports with Feature Activations.																
Multiples of this configuration functioning as one are considered Add'l after the minimum system configuration is counted.																
	NRC - Conversion (Currently Combined) with or without BellSouth Allowed Changes			UEPMG	USAC4	0.00	330.61	16.64				19.99	19.99			
System Additions at End User Locations Where 4-Wire DS1 Loop with Channelization with Port Combination Currently Exists and New (Not Currently Combined) in GA, KY, LA, MS & TN Only																
	1 DS1/D4 Channel Bank - Add NRC for each Port and Assoc Fea Activation - New GA, LA, KY, MS, & TN Only			UEPMG	VUMD4	0.00	743.74	326.22	149.02	17.68		19.99	19.99			
Bipolar 8 Zero Substitution																
	Clear Channel Capability Format, superframe - Subsequent Activity Only			UEPMG	CCOSF	0.00	0.00	615.00								
	Clear Channel Capability Format - Extended Superframe - Subsequent Activity Only			UEPMG	CCOEF	0.00	0.00	615.00								
Alternate Mark Inversion (AMI)																
	Superframe Format			UEPMG	MCOSF	0.00	0.00	0.00								
	Extended Superframe Format			UEPMG	MCOPO	0.00	0.00	0.00								
Exchange Ports Associated with 4-Wire DS1 Loop with Channelization with Port Exchange Ports																
	Line Side Combination Channelized PBX Trunk Port - Business			UEPPX	UEPCX	2.28	0.00	0.00	0.00	0.00		40.18	9.45			
	Line Side Outward Channelized PBX Trunk Port - Business			UEPPX	UEPOX	2.28	0.00	0.00	0.00	0.00		40.18	9.45			
	Line Side Inward Only Channelized PBX Trunk Port without DID			UEPPX	UEP1X	2.28	0.00	0.00	0.00	0.00		40.18	9.45			
	2-Wire Trunk Side Unbundled Channelized DID Trunk Port			UEPPX	UEPDM	13.26	0.00	0.00	0.00	0.00		40.18	9.45			
Feature Activations - Unbundled Loop Concentration																
	Feature (Service) Activation for each Line Side Port Terminated in D4 Bank			UEPPX	1PQWM	0.65	25.27	13.34	4.15	4.12		40.18	9.45			
	Feature (Service) Activation for each Trunk Side Port Terminated in D4 Bank			UEPPX	1PQWU	0.65	77.75	18.33	58.74	11.48		40.18	9.45			
Telephone Number/ Group Establishment Charges for DID Service																
	DID Trunk Termination (1 per Port)			UEPPX	NDT	0.00	0.00	0.00								
	Estab Trk Grp and Provide 1st 20 DID Nos. (FL,GA, NC,& SC)			UEPPX	NDZ	0.00	0.00	0.00								
	DID Numbers - groups of 20 - Valid all States			UEPPX	ND4	0.00	0.00	0.00								
	Non-Consecutive DID Numbers - per number			UEPPX	ND5	0.00	0.00	0.00								
	Reserve Non-Consecutive DID Numbers			UEPPX	ND6	0.00	0.00	0.00								
	Reserve DID Numbers			UEPPX	NDV	0.00	0.00	0.00								
Local Number Portability																
	Local Number Portability - 1 per port			UEPPX	LNPCP	3.15	0.00	0.00								
FEATURES - Vertical and Optional																
Local Switching Features Offered with Line Side Ports Only																
	All Features Available			UEPPX	UEPVF	3.40	0.00	0.00				40.18	9.45			
UNBUNDLED PORT LOOP COMBINATIONS - MARKET RATES																
Market Rates shall apply where BellSouth is not required to provide unbundled local switching or switch ports per FCC and/or State Commission rules.																
These scenarios include:																
1. Unbundled port/loop combinations that are Not Currently Combined in Alabama, Florida and North Carolina.																
2. Unbundled port/loop combinations that are Currently Combined or Not Currently Combined in Zone 1 of the Top 8 MSAs in BellSouth's region for end users with 4 or more DS0 equivalent lines.																
The Top 8 MSAs in BellSouth's region are: FL (Orlando, Ft. Lauderdale, Miami); GA (Atlanta); LA (New Orleans); NC (Greensboro-Winston Salem-Highpoint/Charlotte-Gastonia-Rock Hill); TN (Nashville).																
BellSouth currently is developing the billing capability to mechanically bill the recurring and non-recurring Market Rates in this section except for nonrecurring charges for not currently combined in AL, FL and NC. In the interim where BellSouth cannot bill Market Rates, BellSouth shall bill the rates in the Cost-Based section preceding in lieu of the Market Rates and reserves the right to true-up the billing difference.																
The Market Rate for unbundled ports includes all available features in all states.																
End Office and Tandem Switching Usage and Common Transport Usage rates in the Port section of this rate exhibit shall apply to all combinations of loop/port network elements except for UNE Coin Port/Loop Combinations which have a flat rate usage charge (USOC: URECU).																
For Not Currently Combined scenarios where Market Rates apply, the Nonrecurring charges are listed in the First and Additional NRC columns for each Port USOC. For Currently Combined scenarios, the Nonrecurring charges are listed in the NRC - Currently Combined section. Additional NRCs may apply also and are categorized accordingly.																

UNBUNDLED NETWORK ELEMENTS - North Carolina										Attachment: 2		Exhibit: B											
CATEGORY	RATE ELEMENTS	Interim	Zone	BCS	USOC	RATES(\$)	Svc Order Submitted Elec per LSR	Svc Order Submitted Manually per LSR	Incremental Charge - Manual Svc Order vs. Electronic-1st	Incremental Charge - Manual Svc Order vs. Electronic-Add'l	Incremental Charge - Manual Svc Order vs. Electronic-Disc 1st	Incremental Charge - Manual Svc Order vs. Electronic-Disc Add'l	OSS Rates(\$)										
													Rec	Nonrecurring		Nonrecurring Disconnect		SOME C	SOMAN	SOMAN	SOMAN	SOMAN	SOMAN
													First	Add'l	First	Add'l							
	2-Wire ISDN Digital Grade Loop - UNE Zone 2		2	UEPPB UEPPR USL2X		25.64																	
	2-Wire ISDN Digital Grade Loop - UNE Zone 3		3	UEPPB UEPPR USL2X		40.81																	
	UNE Port Rate																						
	Exchange Port - 2-Wire ISDN Line Side Port			UEPPB UEPPR UEPPB		65.00		450.00	375.00									19.99	19.99				
	NONRECURRING CHARGES - CURRENTLY COMBINED																						
	2-Wire ISDN Digital Grade Loop / 2-Wire ISDN Line Side Port Combination - Conversion - Top 8 MSAs only			UEPPB UEPPR USACB		0.00		200.00	200.00														
	ADDITIONAL NRCs																						
	LOCAL NUMBER PORTABILITY																						
	Local Number Portability (1 per port)			UEPPB UEPPR LNPCX		0.35		0.00	0.00														
	B-CHANNEL USER PROFILE ACCESS:																						
	CVS/CSD (DMS/5ESS)			UEPPB UEPPR U1UCA		0.00		0.00	0.00														
	CVS (EWSD)			UEPPB UEPPR U1UCB		0.00		0.00	0.00														
	CSD			UEPPB UEPPR U1UCC		0.00		0.00	0.00														
	B-CHANNEL AREA PLUS USER PROFILE ACCESS: (AL,KY,LA,MS SC,MS, & TN)																						
	USER TERMINAL PROFILE																						
	User Terminal Profile (EWSD only)			UEPPB UEPPR U1UMA		0.00		0.00	0.00														
	VERTICAL FEATURES																						
	All Vertical Features - One per Channel B User Profile			UEPPB UEPPR UEPVF		3.40		0.00	0.00									19.99	19.99				
	INTEROFFICE CHANNEL MILEAGE																						
	Interoffice Channel mileage each, including first mile and facilities termination			UEPPB UEPPR M1GNC		18.0282		137.48	52.58									19.99	19.99				
	Interoffice Channel mileage each, additional mile			UEPPB UEPPR M1GNM		0.0282		0.00	0.00														
	4-WIRE DS1 DIGITAL LOOP WITH 4-WIRE ISDN DS1 DIGITAL TRUNK PORT																						
	UNE Port/Loop Combination Rates																						
	4W DS1 Digital Loop/4W ISDN DS1 Digital Trunk Port - UNE Zone 1		1	UEPPP		947.54																	
	4W DS1 Digital Loop/4W ISDN DS1 Digital Trunk Port - UNE Zone 2		2	UEPPP		984.27																	
	4W DS1 Digital Loop/4W ISDN DS1 Digital Trunk Port - UNE Zone 3		3	UEPPP		1,034.14																	
	UNE Loop Rates																						
	4-Wire DS1 Digital Loop - UNE Zone 1		1	UEPPP USL4P		47.54																	
	4-Wire DS1 Digital Loop - UNE Zone 2		2	UEPPP USL4P		84.27																	
	4-Wire DS1 Digital Loop - UNE Zone 3		3	UEPPP USL4P		134.14																	
	UNE Port Rate																						
	Exchange Ports - 4-Wire ISDN DS1 Port			UEPPP UEPPP		900.00		1,150.00	1,150.00									19.99	19.99				
	NONRECURRING CHARGES - CURRENTLY COMBINED																						
	4-Wire DS1 Digital Loop / 4-Wire ISDN DS1 Digital Trunk Port Combination - Conversion - Switch-As-Is Top 8 MSAs only			UEPPP USACP		0.00		925.00	925.00														
	ADDITIONAL NRCs																						
	4-Wire DS1 Loop / 4-Wire ISDN DS1 Digital Trunk Port - Subsequent Inward/2-Way Tel Nos - (NC Only)			UEPPP PR7TG				1.17	1.17														
	4-Wire DS1 Loop/4-Wire ISDN Digital Trunk Port - Subsequent Activity Outward tel nos. (NC only)			UEPPP PR7TP				28.17	28.17														
	4-Wire DS1 Loop / 4-Wire ISDN DS1 Digital Trk Port - Subsequent Inward Tel Nos Above Std Allowance			UEPPP PR7ZT				56.33	56.33														
	LOCAL NUMBER PORTABILITY																						
	Local Number Portability (1 per port)			UEPPP LNPCN		1.75																	
	INTERFACE (Provsioning Only)																						
	Voice/Data			UEPPP PR71V		0.00																	
	Digital Data			UEPPP PR71D		0.00																	
	Inward Data			UEPPP PR71E		0.00																	
	New or Additional "B" Channel																						
	New or Additional - Voice/Data B Channel			UEPPP PR7BV		0.00		36.92										19.99	19.99				
	New or Additional - Digital Data B Channel			UEPPP PR7BF		0.00		36.92										19.99	19.99				
	New or Additional Inward Data B Channel			UEPPP PR7BD		0.00		36.92										19.99	19.99				
	CALL TYPES																						

UNBUNDLED NETWORK ELEMENTS - North Carolina										Attachment: 2		Exhibit: B						
CATEGORY	RATE ELEMENTS	Interim	Zone	BCS	USOC	RATES(\$)	Svc Order Submitted Elec per LSR	Svc Order Submitted Manually per LSR	Incremental Charge - Manual Svc Order vs. Electronic-1st	Incremental Charge - Manual Svc Order vs. Electronic-Add'l	Incremental Charge - Manual Svc Order vs. Electronic-Disc 1st	Incremental Charge - Manual Svc Order vs. Electronic-Disc Add'l						
													Rec	Nonrecurring		Nonrecurring Disconnect		OSS Rates(\$)
							First	Add'l	First	Add'l	SOMEC	SOMAN	SOMAN	SOMAN	SOMAN	SOMAN		
	Interoffice Channel Mileage - Additional rate per mile - 0-8 miles			UEPDC	1LNOA	0.5753	0.00	0.00										
	Interoffice Channel Mileage - Fixed rate 9-25 miles (Facilities Termination)			UEPDC	1LNO2	0.00	0.00	0.00										
	Interoffice Channel Mileage - Additional rate per mile - 9-25 miles			UEPDC	1LNOB	0.5753	0.00	0.00										
	Interoffice Channel Mileage - Fixed rate 25+ miles (Facilities Termination)			UEPDC	1LNO3	0.00	0.00	0.00	0.00									
	Interoffice Channel Mileage - Additional rate per mile - 25+ miles			UEPDC	1LNOC	0.5753	0.00	0.00										
	Local Number Portability, per DS0 Activated			UEPDC	LNPCP	3.15	0.00	0.00	0.00									
	Central Office Terminating Point			UEPDC	CTG	0.00												
4-WIRE DS1 LOOP WITH CHANNELIZATION WITH PORT																		
System is 1 DS1 Loop, 1 D4 Channel Bank, and up to 24 Feature Activations																		
A system can have various rate combinations based on type and number of ports used																		
UNE DS1 Loop																		
	4-Wire DS1 Loop - UNE Zone 1		1	UEPMG	USLDC	47.54												
	4-Wire DS1 Loop - UNE Zone 2		2	UEPMG	USLDC	84.27	0.00	0.00										
	4-Wire DS1 Loop - UNE Zone 3		3	UEPMG	USLDC	134.14	0.00	0.00										
UNE DSO Channelization Capacities (D4 Channel Bank Configurations)																		
	24 DSO Channel Capacity - 1 per DS1			UEPMG	VUM24	123.06	0.00	0.00				19.99	19.99					
	48 DSO Channel Capacity - 1 per 2 DS1s			UEPMG	VUM48	246.12	0.00	0.00				19.99	19.99					
	96 DSO Channel Capacity - 1 per 4 DS1s			UEPMG	VUM96	492.24	0.00	0.00				19.99	19.99					
	144 DSO Channel Capacity - 1 per 6 DS1s			UEPMG	VUM144	738.36	0.00	0.00				19.99	19.99					
	192 DSO Channel Capacity - 1 per 8 DS1s			UEPMG	VUM192	984.48	0.00	0.00				19.99	19.99					
	240 DSO Channel Capacity - 1 per 10 DS1s			UEPMG	VUM240	1,230.60	0.00	0.00				19.99	19.99					
	288 DSO Channel Capacity - 1 per 12 DS1s			UEPMG	VUM288	1,476.72	0.00	0.00				19.99	19.99					
	384 DSO Channel Capacity - 1 per 16 DS1s			UEPMG	VUM384	1,968.96	0.00	0.00				19.99	19.99					
	480 DSO Channel Capacity - 1 per 20 DS1s			UEPMG	VUM480	2,461.20	0.00	0.00				19.99	19.99					
	576 DSO Channel Capacity - 1 per 24 DS1s			UEPMG	VUM576	2,953.44	0.00	0.00				19.99	19.99					
	672 DSO Channel Capacity - 1 per 28 DS1s			UEPMG	VUM672	3,445.68	0.00	0.00				19.99	19.99					
Non-Recurring Charges (NRC) Associated with 4-Wire DS1 Loop with Channelization with Port - Conversion Charge Based on a System																		
A Minimum System configuration is One (1) DS1, One (1) D4 Channel Bank, and Up To 24 DSO Ports with Feature Activations.																		
Multiples of this configuration functioning as one are considered Add'l after the minimum system configuration is counted.																		
	NRC - Conversion (Currently Combined) with or without BellSouth Allowed Changes - Top 8 MSAs Only			UEPMG	USAC4	0.00	330.61	16.64				19.99	19.99					
System Additions Where Currently Combined and New (Not Currently Combined)																		
In Top 8 MSAs and AL, FL, and NC Only																		
	1 DS1/D4 Channel Bank - Add NRC for each Port and Assoc Fea Activation -			UEPMG	VUMD4	0.00	743.74	326.22	149.02	17.68		19.99	19.99					
Bipolar 8 Zero Substitution																		
	Clear Channel Capability Format, superframe - Subsequent Activity Only			UEPMG	CCOSF	0.00	0.00	615.00										
	Clear Channel Capability Format - Extended Superframe - Subsequent Activity Only			UEPMG	CCOEF	0.00	0.00	615.00										
Alternate Mark Inversion (AMI)																		
	Superframe Format			UEPMG	MCOSF	0.00	0.00	0.00										
	Extended Superframe Format			UEPMG	MCOPO	0.00	0.00	0.00										
Exchange Ports Associated with 4-Wire DS1 Loop with Channelization with Port																		
Exchange Ports																		
	Line Side Combination Channelized PBX Trunk Port - Business			UEPPX	UEPCX	14.00	0.00	0.00	0.00	0.00		40.18	9.45					
	Line Side Outward Channelized PBX Trunk Port - Business			UEPPX	UEPOX	14.00	0.00	0.00	0.00	0.00		40.18	9.45					
	Line Side Inward Only Channelized PBX Trunk Port without DID			UEPPX	UEP1X	14.00	0.00	0.00	0.00	0.00		40.18	9.45					
	2-Wire Trunk Side Unbundled Channelized DID Trunk Port			UEPPX	UEPDM	52.00	0.00	0.00	0.00	0.00		40.18	9.45					
Feature Activations - Unbundled Loop Concentration																		
	Feature (Service) Activation for each Line Side Port Terminated in D4 Bank			UEPPX	1PQWM	0.65	40.00	20.00	10.00	5.00		40.18	9.45					

UNBUNDLED NETWORK ELEMENTS - North Carolina										Attachment: 2		Exhibit: B												
CATEGORY	RATE ELEMENTS	Interim	Zone	BCS	USOC	RATES(\$)	Svc Order Submitted Elec per LSR	Svc Order Submitted Manually per LSR	Incremental Charge - Manual Svc Order vs. Electronic-1st	Incremental Charge - Manual Svc Order vs. Electronic-Add'l	Incremental Charge - Manual Svc Order vs. Electronic-Disc 1st	Incremental Charge - Manual Svc Order vs. Electronic-Disc Add'l												
													Rec	Nonrecurring		Nonrecurring Disconnect		OSS Rates(\$)						
							First	Add'l	First	Add'l	SOME C	SOMAN	SOMAN	SOMAN	SOMAN	SOMAN								
NC Only																								
	2-Wire Voice Grade Port (Centrex)			UEP95	UEPUA	2.28							40.18	9.45										
	2-Wire Voice Grade Port (Centrex 800 termination)			UEP95	UEPUB	2.28							40.18	9.45										
	2-Wire Voice Grade Port (Centrex with Caller ID)1			UEP95	UEPUH	2.28							40.18	9.45										
	2-Wire Voice Grade Port (Centrex from diff Serving Wire Center)2			UEP95	UEPUM	2.28							40.18	9.45										
	2-Wire Voice Grade Port, Diff Serving Wire Center - 800 Service Term			UEP95	UEPUZ	2.28							40.18	9.45										
	2-Wire Voice Grade Port terminated in on Megalink or equivalent			UEP95	UEPU9	2.28							40.18	9.45										
	2-Wire Voice Grade Port Terminated on 800 Service Term			UEP95	UEPU2	2.28							40.18	9.45										
Local Switching																								
	Centrex Intercom Funtionality, per port			UEP95	URECS	0.903																		
Local Number Portability																								
	Local Number Portability (1 per port)			UEP95	LNPC	0.35																		
Features																								
	All Standard Features Offered, per port			UEP95	UEPVF	3.40																		
	All Select Features Offered, per port			UEP95	UEPVS	0.00	457.83																	
	All Centrex Control Features Offered, per port			UEP95	UEPVC	3.40																		
NARS																								
	Unbundled Network Access Register - Combination			UEP95	UARCX	0.00	0.00	0.00					40.18	9.45										
	Unbundled Network Access Register - Indial			UEP95	UARIX	0.00	0.00	0.00					40.18	9.45										
	Unbundled Network Access Register - Outdial			UEP95	UARO X	0.00	0.00	0.00					40.18	9.45										
Miscellaneous Terminations																								
2-Wire Trunk Side																								
	Trunk Side Terminations, each			UEP95	CEND6	12.36																		
4-Wire Digital (1.544 Megabits)																								
	DS1 Circuit Terminations, each			UEP95	M1HD1	123.65							40.18	9.45										
	DS0 Channels Activated, each			UEP95	M1HDO	0.00	28.81						40.18	9.45										
Interoffice Channel Mileage - 2-Wire																								
	Interoffice Channel Facilities Termination			UEP95	MIGBC	18.00																		
	Interoffice Channel mileage, per mile or fraction of mile			UEP95	MIGBM	0.0282																		
Feature Activations (DS0) Centrex Loops on Channelized DS1 Service																								
D4 Channel Bank Feature Activations																								
	Feature Activation on D-4 Channel Bank Centrex Loop Slot			UEP95	1PQWS	0.65																		
	Feature Activation on D-4 Channel Bank FX line Side Loop Slot			UEP95	1PQW6	0.65																		
	Feature Activation on D-4 Channel Bank FX Trunk Side Loop Slot			UEP95	1PQW7	0.65																		
	Feature Activation on D-4 Channel Bank Centrex Loop Slot - Different Wire Center			UEP95	1PQWP	0.65																		
	Feature Activation on D-4 Channel Bank Private Line Loop Slot			UEP95	1PQWV	0.65																		
	Feature Activation on D-4 Channel Bank Tjie Line/Trunk Loop Slot			UEP95	1PQWQ	0.65																		
	Feature Activation on D-4 Channel Bank WATS Loop Slot			UEP95	1PQWA	0.65																		
Non-Recurring Charges (NRC) Associated with UNE-P Centrex																								
	NRC Conversion Currently Combined Switch-As-Is with allowed changes, per port			UEP95	USAC2		2.77	0.40					40.18	9.45										
	New Centrex Standard Common Block			UEP95	M1ACS	0.00	695.11						40.18	9.45										
	New Centrex Customized Common Block			UEP95	M1ACC	0.00	695.11						40.18	9.45										
	NAR Establishment Charge, Per Occasion			UEP95	URECA	0.00	72.73						40.18	9.45										
UNE-P CENTREX - DMS100 (Valid in All States)																								
2-Wire VG Loop/2-Wire Voice Grade Port (Centrex) Combo																								
UNE Port/Loop Combination Rates (Non-Design)																								
	2-Wire VG Loop/2-Wire Voice Grade Port (Centrex) Port Combo - Non-Design		1	UEP9D		13.03																		
	2-Wire VG Loop/2-Wire Voice Grade Port (Centrex)Port Combo - Non-Design		2	UEP9D		21.33																		

**Amendment to the Interconnection Agreement
By and Between BellSouth Telecommunications, Inc.
And XSPEDIUS CORP.
Dated January 1, 2000**

This Amendment ("Amendment") is made and entered into by and between Xspedius Corp. ("Xspedius") and BellSouth Telecommunications, Inc. ("BellSouth") to amend the Interconnection Agreement ("the Agreement") entered into by Xspedius and BellSouth on January 1, 2000 for the state of Alabama and Tennessee.

WHEREAS, the Parties desire to amend that certain Interconnection Agreement between BellSouth and Xspedius dated January 1, 2000 to delete and replace Attachment 10 in its entirety;

NOW THEREFORE, in consideration of the provisions contained herein and other good and valuable consideration, the receipt and sufficiency of which are hereby acknowledged, Xspedius and BellSouth hereby covenant and agree as follows:

1. Attachment 10 of the Agreement is hereby deleted and shall be replaced with the Attachment 10 in Exhibit 1 attached hereto and incorporated herein by this reference.
2. All of the other provisions of the Interconnection Agreement shall remain unchanged and in full force and effect.
3. Either or both of the Parties are authorized to submit this Amendment to the North Carolina Utilities Commission or other Regulatory Agency for approval subject to Section 252 (e) of the Federal Telecommunications Act of 1996.
4. This Amendment is made effective on April 9, 2002. The term of this Agreement shall expire on December 31, 2002

IN WITNESS WHEREOF, the Parties hereto have caused this Amendment to be executed by their respective duly authorized representatives on the date indicated below.

Xspedius Corp.

**BellSouth Telecommunications,
Inc.**

Signature On File

Signature on File

Signature
Daniel D. Lensgraf

Signature
Elizabeth A. Shiroishi

Name
CFO

Name
Assistant Director

Title
6/2/2002

Title
08/13/2002

Date

Date

Attachment 10

Performance Measurements

Performance Measurements

To the extent any state Commission has not ordered performance measures and/or remedies as of the date hereof, BellSouth will provide to Xspedius Corp. the Georgia Service Quality Measures (SQMs) and associated remedies ordered by the Georgia Public Service Commission in GA Docket 7892-U. In the event the Georgia Public Service Commission adds, deletes or otherwise modifies any SQMs and/or associated remedies, such additions, deletions or modifications shall be deemed made to the SQMs and associated remedies applicable to Xspedius Corp. hereunder. Upon the effective date of any order from a state Commission regarding performance measures and/or associated remedies, such ordered measures and remedies, as they may be amended or modified by the state Commission from time to time, shall become effective hereunder in lieu of the Georgia measures and remedies for the state in which such measures and remedies have been ordered.

BellSouth Service Quality Measurement Plan (SQM)

Georgia Performance Metrics

**Measurement Descriptions
Version 1.01**

Issue Date: April 6, 2001

This version of the Georgia SQM reflects the Order in GA Docket 7892-U. Some of the measures, business rules, disaggregations and/or exclusions are under development and will be reflected in the monthly reports in the near future. The other Georgia SQM posted on this site will be removed at that time.

Introduction

The BellSouth Service Quality Measurement Plan (SQM) describes in detail the measurements produced to evaluate the quality of service delivered to BellSouth's customers both wholesale and retail. The SQM was developed to respond to the requirements of the Communications Act of 1996 Section 251 (96 Act) which required BellSouth to provide non-discriminatory access to Competitive Local Exchange Carriers (CLEC)¹ and its Retail Customers. The reports produced by the SQM provide regulators, CLECs and BellSouth the information necessary to monitor the delivery of non-discriminatory access.

This plan results from the many divergent forces evolving from the 96 Act. The 96 Act, the Georgia Public Service Commission (GPSC) Order (Docket 7892-U 12/30/97), LCUG 1-7.0, the FCC's NPRM (CC Docket 98-56 RM9101 04/17/98), the Louisiana Public Service Commission (LPSC) Order (Docket U-22252 Subdocket C 04/19/98), numerous arbitration cases, LPSC sponsored collaborative workshops (10/98-02/00), and proceedings in Alabama, Mississippi, and North Carolina have and continue to influence the SQM. **This version of the SQM reflects the Order of the Georgia Public Service Commission in Docket 7892-U dated January 12, 2001.**

The SQM and the reports flowing from it must change to reflect the dynamic requirements of the industry. New measurements are added as new products, systems, and processes are developed and fielded. New products and services are added as the markets for them develop and the processes stabilize. The measurements are also changed to reflect changes in systems, correct errors, and respond to both 3rd Party audit requirements and the Georgia PSC.

This document is intended for use by someone with knowledge of telecommunications industry, information technologies and a functional knowledge of the subject areas covered by the BellSouth Performance Measurements and the reports that flow from them.

Once it is approved, the most current copy of this document can be found on the web at URL: <https://pmap.bellsouth.com> in the Help folder.

Report Publication Dates

Each month, preliminary SQM reports will be posted to BellSouth's SQM web site (<https://www.pmap.bellsouth.com>) by 8:00 A.M. EST on the 21st day of each month or the first business day after the 21st. Final validated SQM reports will be posted by 8:00 A.M. on the last day of the month. Reports not posted by this time will be considered late for SEEM payment purposes. Preliminary SEEM reports will be posted on the same day as the SQM validated reports. Validated SEEM reports will be posted on the 15th of the following month. Payments due will also be paid on the 15th of the following month. For instance: May data will be posted in preliminary SQM reports on June 21. Final validated SQM reports and preliminary SEEM reports will be posted on the last day of June. Final validated SEEM reports will be posted and payments mailed on July 15th.

1. Alternative Local Exchange Companies (ALEC) and Competing Local Providers (CLP) are referred to as Competitive Local Exchange Carriers (CLEC) in this document.

Report Delivery Methods

CLEC SQM and SEEM reports will be considered delivered when posted to the web site. The Georgia Public Service Commission (GPSC) will be given access to the web site. In addition, a copy of the Monthly State Summary reports will be filed with the GPSC as soon as possible after the last day of each month.

Contents

Section 1: Operations Support Systems (OSS)

OSS-1:	Average Response Time and Response Interval (Pre-Ordering/Ordering) - - - - -	1-1
OSS-2:	Interface Availability (Pre-Ordering/Ordering) - - - - -	1-6
OSS-3:	Interface Availability (Maintenance & Repair) - - - - -	1-9
OSS-4:	Response Interval (Maintenance & Repair) - - - - -	1-11
PO-1:	Loop Makeup - Response Time – Manual - - - - -	1-13
PO-2:	Loop Make Up - Response Time - Electronic - - - - -	1-15

Section 2: Ordering

O-1:	Acknowledgement Message Timeliness- - - - -	2-1
O-2:	Acknowledgement Message Completeness - - - - -	2-3
O-3:	Percent Flow-Through Service Requests (Summary) - - - - -	2-5
O-4:	Percent Flow-Through Service Requests (Detail) - - - - -	2-8
O-5:	Flow-Through Error Analysis - - - - -	2-11
O-6:	CLEC LSR Information - - - - -	2-13
O-7:	Percent Rejected Service Requests - - - - -	2-19
O-8:	Reject Interval- - - - -	2-22
O-9:	Firm Order Confirmation Timeliness - - - - -	2-25
O-10:	Service Inquiry with LSR Firm Order Confirmation (FOC) Response Time Manual- - - - -	2-29
O-11:	Firm Order Confirmation and Reject Response Completeness- - - - -	2-31
O-12:	Speed of Answer in Ordering Center- - - - -	2-33
O-13:	LNP-Percent Rejected Service Requests - - - - -	2-35
O-14:	LNP-Reject Interval Distribution & Average Reject Interval- - - - -	2-37
O-15:	LNP-Firm Order Confirmation Timeliness Interval Distribution & Firm Order Confirmation Average Interval- - - - -	2-40

Section 3: Provisioning

P-1:	Mean Held Order Interval & Distribution Intervals - - - - -	3-1
P-2:	Average Jeopardy Notice Interval & Percentage of Orders Given Jeopardy Notices - - - - -	3-4
P-3:	Percent Missed Installation Appointments - - - - -	3-7
P-4:	Average Completion Interval (OCI) & Order Completion Interval Distribution - - - - -	3-10
P-5:	Average Completion Notice Interval - - - - -	3-13
P-6:	% Completions/Attempts without Notice or < 24 hours Notice - - - - -	3-16
P-7:	Coordinated Customer Conversions Interval- - - - -	3-18
P-7A:	Coordinated Customer Conversions – Hot Cut Timeliness% Within Interval and Average Interval - - - - -	3-20
P-7B:	Coordinated Customer Conversions – Average Recovery Time- - - - -	3-22
P-7C:	Hot Cut Conversions - % Provisioning Troubles Received Within 7 days of a completed Service Order - - - - -	3-24
P-8:	Cooperative Acceptance Testing - % of xDSL Loops Tested- - - - -	3-26
P-9:	% Provisioning Troubles within 30 days of Service Order Completion - - - - -	3-28
P-10:	Total Service Order Cycle Time (TSOCT) - - - - -	3-31
P-11:	Service Order Accuracy - - - - -	3-34
P-12:	LNP-Percent Missed Installation Appointments - - - - -	3-36
P-13:	LNP-Average Disconnect Timeliness Interval & Disconnect Timeliness Interval Distribution - - - - -	3-38
P-14:	LNP-Total Service Order Cycle Time (TSOCT) - - - - -	3-40

Section 4: Maintenance & Repair

M&R-1: Missed Repair Appointments	4-1
M&R-2: Customer Trouble Report Rate	4-3
M&R-3: Maintenance Average Duration	4-5
M&R-4: Percent Repeat Troubles within 30 Days	4-7
M&R-5: Out of Service (OOS) > 24 Hours	4-9
M&R-6: Average Answer Time – Repair Centers	4-11
M&R-7: Mean Time To Notify CLEC of Network Outages	4-13

Section 5: Billing

B-1: Invoice Accuracy	5-1
B2: Mean Time to Deliver Invoices	5-3
B3: Usage Data Delivery Accuracy	5-5
B4: Usage Data Delivery Completeness	5-7
B5: Usage Data Delivery Timeliness	5-9
B6: Mean Time to Deliver Usage	5-11
B7: Recurring Charge Completeness	5-13
B8: Non-Recurring Charge Completeness	5-15

Section 6: Operator Services And Directory Assistance

OS-1: Speed to Answer Performance/Average Speed to Answer - Toll	6-1
OS-2: Speed to Answer Performance/Percent Answered with “X” Seconds – Toll	6-3
DA-1: Speed to Answer Performance/Average Speed to Answer – Directory Assistance (DA)	6-4
DA-2: Speed to Answer Performance/Percent Answered within “X” Seconds – Directory Assistance (DA)	6-6

Section 7: Database Update Information

D-1: Average Database Update Interval	7-1
D-2: Percent Database Update Accuracy	7-3
D-3: Percent NXXs and LRNs Loaded by the LERG Effective Date	7-5

Section 8: E911

E-1: Timeliness	8-1
E-2: Accuracy	8-3
E-3: Mean Interval	8-4

Section 9: Trunk Group Performance

TGP-1: Trunk Group Performance-Aggregate	9-1
TGP-2: Trunk Group Performance-CLEC Specific	9-4

Section 10: Collocation

C-1: Collocation Average Response Time	10-1
C-2: Collocation Average Arrangement Time	10-3
C-3: Collocation Percent of Due Dates Missed	10-5

Section 11: Change Management

CM-1: Timeliness of Change Management Notices	11-1
CM-2: Change Management Notice Average Delay Days	11-3
CM-3: Timeliness of Documents Associated with Change	11-5
CM-4: Change Management Documentation Average Delay Days	11-7
CM-5: Notification of CLEC Interface Outages	11-9

Section 12: Bona Fide / New Business Request Process

BFR-1: Percentage of BFR/NBR Requests Processed Within 30 Business Days	12-1
---	------

BFR-2: Percentage of Quotes Provided for Authorized BFR/NBR Requests Processed Within X (10/30/60) Business Days --- 12-3

Appendix A: Reporting Scope **A-1**

A-1: Standard Service Groupings----- A-1

A-2: Standard Service Order Activities----- A-1

Appendix B: Glossary of Acronyms and Terms **B-1**

Appendix C: BellSouth Audit Policy **C-1**

Section 1: Operations Support Systems (OSS)

OSS-1: Average Response Time and Response Interval (Pre-Ordering/Ordering)

Definition

Average response time and response intervals are the average times and number of requests responded to within certain intervals for accessing legacy data associated with appointment scheduling, service & feature availability, address verification, request for Telephone numbers (TNs), and Customer Service Records (CSRs).

Exclusions

None

Business Rules

The average response time for retrieving pre-order/order information from a given legacy system is determined by summing the response times for all requests submitted to the legacy systems during the reporting period and dividing by the total number of legacy system requests for that month.

The response interval starts when the client application (LENS or TAG for CLECs and RNS or ROS for BellSouth) submits a request to the legacy system and ends when the appropriate response is returned to the client application. The number of accesses to the legacy systems during the reporting period which take less than 2.3 seconds, the number of accesses which take more than 6 seconds, and the number which are less than or equal to 6.3 seconds are also captured.

Calculation

Response Time = (a - b)

- a = Date & Time of Legacy Response
- b = Date & Time of Legacy Request

Average Response Time = c ÷ d

- c = Sum of Response Times
- d = Number of Legacy Requests During the Reporting Period

Report Structure

- Not CLEC Specific
- Not product/service specific
- Regional Level

Data Retained

Relating to CLEC Experience	Relating to BellSouth Performance
<ul style="list-style-type: none"> • Report Month • Legacy Contract (per reporting dimension) • Response Interval • Regional Scope 	<ul style="list-style-type: none"> • Report Month • Legacy Contract (per reporting dimension) • Response Interval • Regional Scope

SQM Disaggregation - Analog/Benchmark

SQM Level of Disaggregation	SQM Analog/Benchmark
<ul style="list-style-type: none"> • RSAG – Address (Regional Street Address Guide-Address) – stores street address information used to validate customer addresses. CLECs and BellSouth query this legacy system. • RSAG – TN (Regional Street Address Guide-Telephone number) – contains information about facilities available and telephone numbers working at a given address. CLECs and BellSouth query this legacy system. • ATLAS (Application for Telephone Number Load Administration and Selection) – acts as a warehouse for storing telephone numbers that are available for assignment by the system. It enables CLECs and BellSouth service reps to select and reserve telephone numbers. CLECs and BellSouth query this legacy system. • COFFI (Central Office Feature File Interface) – stores information about product and service offerings and availability. CLECs query this legacy system. • DSAP (DOE Support Application) – provides due date information. CLECs and BellSouth query this legacy system. • HAL/CRIS (Hands-Off Assignment Logic/Customer Record Information System) – a system used to access the Business Office Customer Record Information System (BOCRIS). It allows BellSouth servers, including LENS, access to legacy systems. CLECs query this legacy system. • P/SIMS (Product/Services Inventory Management system) – provides information on capacity, tariffs, inventory and service availability. CLECs query this legacy system. • OASIS (Obtain Available Services Information Systems) – Information on feature and rate availability. BellSouth queries this legacy system. 	<ul style="list-style-type: none"> • Parity + 2 seconds

OSS-1: Average Response Time and Response Interval (Pre-Ordering/Ordering)

Table 1: Legacy System Access Times For RNS

System	Contract	Data	< 2.3 sec.	> 6 sec.	≤ 6.3 sec.	Avg. Sec.	# of Calls
RSAG	RSAG-TN	Address	x	x	x	x	x
RSAG	RSAG-ADDR	Address	x	x	x	x	x
ATLAS	ATLAS-TN	TN	x	x	x	x	x
DSAP	DSAP	Schedule	x	x	x	x	x
CRIS	CRSACCTS	CSR	x	x	x	x	x
OASIS	OASISCAR	Feature/Service	x	x	x	x	x
OASIS	OASISLPC	Feature/Service	x	x	x	x	x
OASIS	OASISMTN	Feature/Service	x	x	x	x	x
OASIS	OASISBIG	Feature/Service	x	x	x	x	x

Table 2: Legacy System Access Times For R0S

System	Contract	Data	< 2.3 sec.	> 6 sec.	≤6.3 sec.	Avg. sec.	# of Calls
RSAG	RSAG-TN	Address	x	x	x	x	x
RSAG	RSAG-ADDR	Address	x	x	x	x	x
ATLAS	ATLAS-TN	TN	x	x	x	x	x

Table 2: Legacy System Access Times For R0S

System	Contract	Data	< 2.3 sec.	> 6 sec.	≤6.3 sec.	Avg. sec.	# of Calls
DSAP	DSAP	Schedule	x	x	x	x	x
CRIS	CRSOCSR	CSR	x	x	x	x	x
OASIS	OASISBIG	Feature/Service	x	x	x	x	x

Table 3: Legacy System Access Times For LENS

System	Contract	Data	< 2.3 sec.	> 6 sec.	≤6.3 sec.	Avg. sec.	# of Calls
RSAG	RSAG-TN	Address	x	x	x	x	x
RSAG	RSAG-ADDR	Address	x	x	x	x	x
ATLAS	ATLAS-TN	TN	x	x	x	x	x
DSAP	DSAP	Schedule	x	x	x	x	x
HAL	HAL/CRIS	CSR	x	x	x	x	x
COFFI	COFFI/USOC	Feature/Service	x	x	x	x	x
P/SIMS	PSIMS/ORB	Feature/Service	x	x	x	x	x

Table 4: Legacy System Access Times For TAG

System	Contract	Data	< 2.3 sec.	> 6 sec.	≤6.3 sec.	Avg. sec.	# of Calls
RSAG	RSAG-TN	Address	x	x	x	x	x
RSAG	RSAG-ADDR	Address	x	x	x	x	x
ATLAS	ATLAS-TN	TN	x	x	x	x	x
ATLAS	ATLAS-MLH	TN	x	x	x	x	x
ATLAS	ATLAS-DID	TN	x	x	x	x	x
DSAP	DSAP	Schedule	x	x	x	x	x
CRIS	CRSECSRL	CSR	x	x	x	x	x
CRIS	CRSECSR	CSR	x	x	x	x	x

SEEM Measure

SEEM Measure		
Yes	Tier I	
	Tier II	X
	Tier III	

Note: CLEC specific data is not available in this measure. Queries of this sort do not have company specific signatures.

SEEM Disaggregation - Analog/Benchmark

SEEM Disaggregation	SEEM Analog/Benchmark
<ul style="list-style-type: none"> • RSAG – Address (Regional Street Address Guide-Address) – stores street address information used to validate customer addresses. CLECs and BellSouth query this legacy system. • RSAG – TN (Regional Street Address Guide-Telephone number) – contains information about facilities available and telephone numbers working at a given address. CLECs and BellSouth query this legacy system. • ATLAS (Application for Telephone Number Load Administration and Selection) – acts as a warehouse for storing telephone numbers that are available for assignment by the system. It enables CLECs and BellSouth service reps to select and reserve telephone numbers. CLECs and BellSouth query this legacy system. • COFFI (Central Office Feature File Interface) – stores information about product and service offerings and availability. CLECs query this legacy system. • DSAP (DOE Support Application) – provides due date information. CLECs and BellSouth query this legacy system. • HAL/CRIS (Hands-Off Assignment Logic/Customer Record Information System) – a system used to access the Business Office Customer Record Information System (BOCRIS). It allows BellSouth servers, including LENS, access to legacy systems. CLECs query this legacy system. • P/SIMS (Product/Services Inventory Management system) – provides information on capacity, tariffs, inventory and service availability. CLECs query this legacy system. • OASIS (Obtain Available Services Information Systems) – Information on feature and rate availability. BellSouth queries this legacy system. 	<ul style="list-style-type: none"> • Percent Response Received within 6.3 seconds: > 95% • Parity + 2 seconds

OSS-1: Average Response Time and Response Interval (Pre-Ordering/Ordering)

SEEM OSS Legacy Systems

System	BellSouth	CLEC
Telephone Number/Address		
RSAG-ADDR	RNS, ROS	TAG, LENS
RSAG-TN	RNS, ROS	TAG, LENS
ATLAS	RNS, ROS	TAG, LENS
Appointment Scheduling		
DSAP	RNS, ROS	TAG, LENS
CSR Data		
CRSACCTS	RNS	
CRSOCSR	ROS	
HAL/CRIS		LENS
CRSECSRL		TAG
CRSECSR		TAG
Service/Feature Availability		
OASISBIG	RNS, ROS	
PSIMS/ORB		LENS

OSS-1: Average Response Time and Response Interval (Pre-Ordering/Ordering)

OSS-2: Interface Availability (Pre-Ordering/Ordering)

Definition

Percent of time applications are functionally available as compared to scheduled availability. Calculations are based upon availability of applications and interfacing applications utilized by CLECs for pre-ordering and ordering. “Functional Availability” is defined as the number of hours in the reporting period that the applications/interfaces are available to users. “Scheduled Availability” is defined as the number of hours in the reporting period that the applications/interfaces are scheduled to be available.

Scheduled availability is posted on the Interconnection web site: (www.interconnection.bellsouth.com/oss/oss_hour.html)

Exclusions

- CLEC-impacting troubles caused by factors outside of BellSouth's purview, e.g., troubles in customer equipment, troubles in networks owned by telecommunications companies other than BellSouth, etc.
- Degraded service, e.g., slow response time, loss of non-critical functionality, etc.

Business Rules

This measurement captures the functional availability of applications/interfaces as a percentage of scheduled availability for the same systems. Only full outages are included in the calculations for this measure. Full outages are defined as occurrences of either of the following:

- Application/interfacing application is down or totally inoperative.
- Application is totally inoperative for customers attempting to access or use the application. This includes transport outages when they may be directly associated with a specific application.

Comparison to an internal benchmark provides a vehicle for determining whether or not CLECs and retail BST entities are given comparable opportunities for use of pre-ordering and ordering systems.

Calculation

Interface Availability (Pre-Ordering/Ordering) = (a ÷ b) X 100

- a = Functional Availability
- b = Scheduled Availability

Report Structure

- Not CLEC Specific
- Not product/service specific
- Regional Level

Data Retained

Relating to CLEC Experience	Relating to BellSouth Performance
<ul style="list-style-type: none"> • Report Month • Legacy Contract Type (per reporting dimension) • Regional Scope • Hours of Downtime 	<ul style="list-style-type: none"> • Report Month • Legacy Contract Type (per reporting dimension) • Regional Scope • Hours of Downtime

SQM Disaggregation - Analog/Benchmark

SQM Level of Disaggregation	SQM Analog/Benchmark
<ul style="list-style-type: none"> • Regional Level 	<ul style="list-style-type: none"> • ≥ 99.5%

OSS Interface Availability

Application	Applicable to	% Availability
EDI	CLEC	x
TAG	CLEC	x
LENS	CLEC	x
LEO	CLEC	x
LESOG	CLEC	x
LNP Gateway	CLEC	x
COG	CLEC	Under Development
SOG	CLEC	Under Development
DOM	CLEC	Under Development
DOE	CLEC/BST	x
SONGS	CLEC/BST	x
ATLAS/COFFI	CLEC/BST	x
BOCRIS	CLEC/BST	x
DSAP	CLEC/BST	x
RSAG	CLEC/BST	x
SOCS	CLEC/BST	x
CRIS	CLEC/BST	x

OSS-2: Interface Availability (Pre-Ordering/Ordering)

SEEM Measure

SEEM Measure		
Yes	Tier I	
	Tier II	X
	Tier III	

SEEM Disaggregation - Analog/Benchmark

SEEM Disaggregation	SEEM Analog/Benchmark
• Regional Level	• ≥ 99.5%

SEEM OSS Interface Availability

Application	Applicable to	% Availability
EDI	CLEC	x
HAL	CLEC	x
LENS	CLEC	x
LEO Mainframe	CLEC	x
LESOG	CLEC	x
PSIMS	CLEC	x
TAG	CLEC	x

OSS-2: Interface Availability (Pre-Ordering/Ordering)

OSS-3: Interface Availability (Maintenance & Repair)

Definition

Percent of time applications are functionally available as compared to scheduled availability. Calculations are based upon availability of applications and interfacing applications utilized by CLECs for maintenance and repair. “Functional Availability” is defined as the number of hours in the reporting period that the applications/interfaces are available to users. “Scheduled Availability” is defined as the number of hours in the reporting period that the applications/interfaces are scheduled to be available.

Scheduled availability is posted on the Interconnection web site: (www.interconnection.bellsouth.com/oss/oss_hour.html)

Exclusions

- CLEC-impacting troubles caused by factors outside of BellSouth's purview, e.g., troubles in customer equipment, troubles in networks owned by telecommunications companies other than BellSouth, etc.
- Degraded service, e.g., slow response time, loss of non-critical functionality, etc.

Business Rules

This measurement captures the functional availability of applications/interfaces as a percentage of scheduled availability for the same systems. Only full outages are included in the calculations for this measure. Full outages are defined as occurrences of either of the following:

- Application/interfacing application is down or totally inoperative.
- Application is totally inoperative for customers attempting to access or use the application. This includes transport outages when they may be directly associated with a specific application.

Comparison to an internal benchmark provides a vehicle for determining whether or not CLECs and retail BST entities are given comparable opportunities for use of maintenance and repair systems.

Calculation

OSS Interface Availability $(a \div b) \times 100$

- a = Functional Availability
- b = Scheduled Availability

Report Structure

- Not CLEC Specific
- Not Product/Service Specific
- Regional Level

Data Retained

Relating to CLEC Experience	Relating to BellSouth Performance
<ul style="list-style-type: none"> • Availability of CLEC TAFI • Availability of LMOS HOST, MARCH, SOCS, CRIS, PREDICTOR, LNP and OSPDM • ECTA 	<ul style="list-style-type: none"> • Availability of BellSouth TAFI • Availability of LMOS HOST, MARCH, SOCS, CRIS, PREDICTOR, LNP and OSPDM

SQM Disaggregation - Analog/Benchmark

SQM Level of Disaggregation	Retail Analog/Benchmark
<ul style="list-style-type: none"> • Regional Level 	<ul style="list-style-type: none"> • $\geq 99.5\%$

OSS Interface Availability (M&R)

OSS Interface	% Availability
BST TAFI	x
CLEC TAFI	x
CLEC ECTA	x
BST & CLEC	x
CRIS	x
LMOS HOST	x
LNP	x
MARCH	x
OSPCM	x
PREDICTOR	x
SOCS	x

SEEM Measure

SEEM Measure		
Yes	Tier I	
	Tier II	X
	Tier III	

SEEM Disaggregation - Analog/Benchmark

SEEM Disaggregation	SEEM Analog/Benchmark
• Regional Level	• ≥ 99.5%

OSS Interface Availability (M&R)

OSS Interface	% Availability
CLEC TAFI	x
CLEC ECTA	x

OSS-4: Response Interval (Maintenance & Repair)

Definition

The response intervals are determined by subtracting the time a request is received on the BellSouth side of the interface from the time the response is received from the legacy system. Percentages of requests falling into each interval category are reported, along with the actual number of requests falling into those categories.

Exclusions

None

Business Rules

This measure is designed to monitor the time required for the CLEC and BellSouth interface system to obtain from BellSouth’s legacy systems the information required to handle maintenance and repair functions. The clock starts on the date and time when the request is received on the BellSouth side of the interface and the clock stops when the response has been transmitted through that same point to the requester.

Note: The OSS Response Interval BellSouth Total Report is a combination of BellSouth Residence and Business Total.

Calculation

OSS Response Interval = (a - b)

- a = Query Response Date and Time
- b = Query Request Date and Time

Percent Response Interval (per category) = (c ÷ d) X 100

- c = Number of Response Intervals in category “X”
- d = Number of Queries Submitted in the Reporting Period

where, “X” is ≤ 4, > 4 ≤ 10, ≥ 10, or > 30 seconds.

Report Structure

- Not CLEC Specific
- Not product/service specific
- Regional Level

Data Retained

Relating to CLEC Experience	Relating to BellSouth Performance
<ul style="list-style-type: none"> • CLEC Transaction Intervals 	<ul style="list-style-type: none"> • BellSouth Business and Residential Transactions Intervals

SQM Disaggregation - Analog/Benchmark

SQM Level of Disaggregation	Retail Analog/Benchmark:
<ul style="list-style-type: none"> • Regional Level 	<ul style="list-style-type: none"> • Parity

Legacy System Access Times for M&R

System	BellSouth & CLEC	Count				
		≤ 4	> 4 ≤ 10	≤ 10	> 10	> 30
CRIS	x	x	x	x	x	x
DLETH	x	x	x	x	x	x
DLR	x	x	x	x	x	x
LMOS	x	x	x	x	x	x
LMOSupd	x	x	x	x	x	x
LNP	x	x	x	x	x	x
MARCH	x	x	x	x	x	x
OSPCM	x	x	x	x	x	x
Predictor	x	x	x	x	x	x
SOCS	x	x	x	x	x	x
NIW	x	x	x	x	x	x

OSS-4: Response Interval (Maintenance & Repair)

SEEM Measure

SEEM Measure		
No	Tier I	
	Tier II	
	Tier III	

SEEM Disaggregation - Analog/Benchmark

SEEM Disaggregation	SEEM Analog/Benchmark
• Not Applicable	• Not Applicable

PO-1: Loop Makeup - Response Time – Manual

Definition

This report measures the average interval and percent within the interval from the submission of a Manual Loop Makeup Service Inquiry (LMUSI) to the distribution of Loop Makeup information back to the CLEC.

Exclusions

- Inquiries, which are submitted electronically.
- Designated Holidays are excluded from the interval calculation.
- Weekend hours from 5:00PM Friday until 8:00AM Monday are excluded from the interval calculation.
- Canceled Inquiries.

Business Rules

The CLEC Manual Loop Makeup Service Inquiry (LMUSI) process includes inquiries submitted via mail or FAX to BellSouth's Complex Resale Support Group (CRSG).

This measurement combines three intervals:

1. From receipt of the Service Inquiry for Loop Makeup to hand off to the Service Advocacy Center (SAC) for "Look-up."
2. From SAC start date to SAC complete date.
3. From SAC complete date to date the Complex Resale Support Group (CRSG) distributes loop makeup information back to the CLEC.

The "Receive Date" is defined as the date the Manual LMUSI is received by the CRSG. It is counted as day Zero. LMU "Return Date" is defined as the date the LMU information is sent back to the CLEC from BellSouth. The interval calculation is reset to Zero when a CLEC initiated change occurs on the Manual LMU request.

Note: The Loop Make Up Service Inquiry Form does not require the CLEC to furnish the type of Loop. The CLEC determines whether the loop makeup will support the type of service they wish to order or not and qualifies the loop. If the loop makeup will support the service, a firm order LSR is submitted by the CLEC.

Calculation

Response Interval = (a - b)

- a = Date and Time LMUSI returned to CLEC
- b = Date and Time the LMUSI is received

Average Interval = (c ÷ d)

- c = Sum of all Response Intervals
- d = Total Number of LMUSIs received within the reporting period

Percent within interval = (e ÷ f) X 100

- e = Total LMUSIs received within the interval
- f = Total Number of LMUSIs processed within the reporting period

Report Structure

- CLEC Aggregate
- CLEC Specific
- Geographic Scope
 - State
 - Region
- Interval for manual LMUs:
 - 0 – 1 day
 - >1 – 2 days
 - >2 – 3 days
 - 0 - ≤ 3 days
 - >3 – 6 days

- >6 – 10 days
- > 10 days
- Average Interval in days

Data Retained

Relating to CLEC Experience	Relating to BellSouth Experience
<ul style="list-style-type: none"> • Report Month • Total Number of Inquiries • SI Intervals • State and Region 	<ul style="list-style-type: none"> • Not Applicable

SQM Disaggregation - Analog/Benchmark

SQM Level of Disaggregation	Retail Analog/Benchmark
<ul style="list-style-type: none"> • Loops 	Benchmark <ul style="list-style-type: none"> • 95% in 3 Business Days

SEEM Measure

SEEM Measure		
Yes	Tier I	X
	Tier II	X
	Tier III	

SEEM Disaggregation - Analog/Benchmark

SEEM Disaggregation	SEEM Analog/Benchmark
<ul style="list-style-type: none"> • Loops 	Benchmark <ul style="list-style-type: none"> • 95% in 3 Business Days

PO-2: Loop Make Up - Response Time - Electronic

Definition

This report measures the average interval and the percent within the interval from the electronic submission of a Loop Makeup Service Inquiry (LMUSI) to the distribution of Loop Makeup information back to the CLEC.

Exclusions

- Manually submitted inquiries.
- Designated Holidays are excluded from the interval calculation.
- Canceled Requests.
- Scheduled OSS Maintenance.

Business Rules

The response interval starts when the CLEC's Mechanized Loop Makeup Service Inquiry (LMUSI) is submitted electronically through the Operational Support Systems interface, LENS, TAG or RoboTAG. It ends when BellSouth's Loop Facility Assignment and Control System (LFACS) responds electronically to the CLEC with the requested Loop Makeup data via LENS, TAG or RoboTAG Interfaces.

Note: The Loop Make Up Service Inquiry Form does not require the CLEC to furnish the type of Loop. The CLEC determines whether the loop makeup will support the type of service they wish to order or not and qualifies the loop. If the loop makeup will support the service, a firm order LSR is submitted by the CLEC. EDI is not a pre-ordering system, and, therefore, is not applicable in this measure.

Calculation

Response Interval = (a - b)

- a = Date and Time LMUSI returned to CLEC
- b = Date and Time the LMUSI is received

Average Interval = (c ÷ d)

- c = Sum of all response intervals
- d = Total Number of LMUSIs received within the reporting period

Percent within interval = (e ÷ f) X 100

- e = Total LMUSIs received within the interval
- f = Total Number of LMUSIs processed within the reporting period

Report Structure

- CLEC Aggregate
- CLEC Specific
- Geographic Scope
 - State
 - Region
- Interval for electronic LMUs:
 - 0 – 1 minute
 - >1 – 5 minutes
 - 0 - ≤ 5 minutes
 - > 5 – 8 minutes
 - > 8 – 15 minutes
 - > 15 minutes
- Average Interval in minutes

Data Retained

Relating to CLEC Experience	Relating to BellSouth Experience
<ul style="list-style-type: none"> • Report Month • Legacy Contract • Response Interval • Regional Scope 	<ul style="list-style-type: none"> • Not Applicable

SQM Disaggregation - Analog/Benchmark

SQM LEVEL of Disaggregation	Retail Analog/Benchmark
<ul style="list-style-type: none"> • Loops 	Benchmark <ul style="list-style-type: none"> • 90% in 5 Minutes (05/01/01) • 95% in 1 Minute (08/01/01)

SEEM Measure

SEEM Measure		
Yes	Tier I	X
	Tier II	X
	Tier III	

SEEM Disaggregation - Analog/Benchmark

SEEM Disaggregation	SEEM Analog/Benchmark
<ul style="list-style-type: none"> • Loop 	<ul style="list-style-type: none"> • 90% in 5 Minutes (05/01/01) • 95% in 1 Minute (08/01/01)

PO-2: Loop Make Up - Response Time - Electronic

Section 2: Ordering

O-1: Acknowledgement Message Timeliness

Definition

This measurement provides the response interval from the time an LSR or transmission (may contain multiple LSRs from one or more CLECs in multiple states) is electronically submitted via EDI or TAG respectively until an acknowledgement notice is sent by the system.

Exclusions

- Scheduled OSS Maintenance

Business Rules

The process includes EDI & TAG system functional acknowledgements for all messages/Local Service Requests (LSRs) which are electronically submitted by the CLEC. Users of EDI may package many LSRs into one transmission which will receive the acknowledgement message. EDI users may place multiple LSRs in one “envelope” requesting service in one or more states which will mask the identity of the state and CLEC. The start time is the receipt time of the message at BellSouth’s side of the interface (gateway). The end time is when the acknowledgement is transmitted by BellSouth at BellSouth’s side of the interface (gateway). If more than one CLEC uses the same ordering center (aggregator), an Acknowledgement Message will be returned to the “Aggregator”. However, BellSouth will not be able to determine which specific CLEC or state this message represented.

Calculation

Response Interval = (a - b)

- a = Date and Time Acknowledgement Notices returned to CLEC
- b = Date and Time messages/LSRs electronically submitted by the CLEC via EDI or TAG respectively

Average Response Interval = (c ÷ d)

- c = Sum of all Response Intervals
- d = Total number of electronically submitted messages/LSRs received, from CLECs via EDI or TAG respectively, in the Reporting Period.

Reporting Structure

- CLEC Aggregate
- CLEC Specific/Aggregator
- Geographic Scope
 - Region
- Electronically Submitted LSRs
 - 0 – ≤10 minutes
 - >10 – ≤20 minutes
 - >20 – ≤30 minutes
 - 0 – ≤ 30 minutes
 - >30 – ≤45 minutes
 - >45 – ≤60 minutes
 - >60 – ≤120 minutes
 - >120 minutes
- Average interval for electronically submitted messages/LSRs in minutes

Data Retained

Relating to CLEC Experience	Relating to BellSouth Experience
<ul style="list-style-type: none"> • Report month • Record of functional acknowledgements 	<ul style="list-style-type: none"> • Not Applicable

SQM Disaggregation - Analog/Benchmark

SQM LEVEL of Disaggregation	Retail Analog/Benchmark
<ul style="list-style-type: none"> • EDI 	<ul style="list-style-type: none"> • EDI <ul style="list-style-type: none"> - 90% within 30 minutes (05/01/01) - 95% within 30 minutes (08/01/01)
<ul style="list-style-type: none"> • TAG 	<ul style="list-style-type: none"> • TAG – 95% within 30 minutes

SEEM Measure

SEEM Measure		
Yes	Tier I	X
	Tier II	X
	Tier III	

SEEM Disaggregation - Analog/Benchmark

SEEM Disaggregation	SEEM Analog/Benchmark
<ul style="list-style-type: none"> • EDI 	<ul style="list-style-type: none"> • EDI <ul style="list-style-type: none"> - 90% within 30 minutes (05/01/01) - 95% within 30 minutes (08/01/01)
<ul style="list-style-type: none"> • TAG 	<ul style="list-style-type: none"> • TAG – 95% within 30 minutes

O-2: Acknowledgement Message Completeness

Definition

This measurement provides the percent of transmissions/LSRs received via EDI or TAG respectively, which are acknowledged electronically.

Exclusions

- Manually submitted LSRs
- Scheduled OSS Maintenance

Business Rules

EDI and TAG send Functional Acknowledgements for all transmissions/LSRs, which are electronically submitted by a CLEC. Users of EDI may package many LSRs from multiple states in one transmission. If more than one CLEC uses the same ordering center, an Acknowledgement Message will be returned to the "Aggregator", however, BellSouth will not be able to determine which specific CLEC this message represented. The Acknowledgement Message is returned prior to the determination of whether the transmission/LSR will be partially mechanized or fully mechanized.

Calculation

Acknowledgement Completeness = $(a \div b) \times 100$

- a = Total number of Functional Acknowledgements returned in the reporting period for transmissions/LSRs electronically submitted by EDI or TAG respectively
- b = Total number of electronically submitted transmissions/LSRs received in the reporting period by EDI or TAG respectively

Report Structure

- CLEC Aggregate
- CLEC Specific/Aggregator
- Geographic Scope
 - Region

Note: The Order calls for Mechanized, Partially Mechanized, and Totally Mechanized, however, the Acknowledgement message is generated before the system recognizes whether this electronic transmission will be partially or fully mechanized.

Data Retained

Relating to CLEC Experience	Relating to BellSouth Experience
<ul style="list-style-type: none"> • Report Month • Record of Functional Acknowledgements 	<ul style="list-style-type: none"> • Not Applicable

SQM Disaggregation - Analog/Benchmark

SQM LEVEL of Disaggregation	Retail Analog/Benchmark
<ul style="list-style-type: none"> • EDI • TAG 	<ul style="list-style-type: none"> • Benchmark: 100%

SEEM Measure

SEEM Measure		
Yes	Tier I	X
	Tier II	X
	Tier III	

SEEM Disaggregation - Analog/Benchmark

SEEM Disaggregation	SEEM Analog/Benchmark
<ul style="list-style-type: none">• EDI• TAG	<ul style="list-style-type: none">• Benchmark: 100%

O-3: Percent Flow-Through Service Requests (Summary)

Definition

The percentage of Local Service Requests (LSR) and LNP Local Service Requests (LNP LSRs) submitted electronically via the CLEC mechanized ordering process that flow through and reach a status for a FOC to be issued, without manual intervention.

Exclusions

- Fatal Rejects
- Auto Clarification
- Manual Fallout
- CLEC System Fallout
- Scheduled OSS Maintenance

Business Rules

The CLEC mechanized ordering process includes all LSRs, including supplements (subsequent versions) which are submitted through one of the three gateway interfaces (TAG, EDI and LENS), that flow through and reach a status for a FOC to be issued, without manual intervention. These LSRs can be divided into two classes of service: Business and Residence, and two types of service: Resale, and Unbundled Network Elements (UNE). The CLEC mechanized ordering process does not include LSRs which are submitted manually (for example, fax and courier) or are not designed to flow through (for example, Manual Fallout.)

Definitions:

Fatal Rejects: Errors that prevent an LSR, submitted electronically by the CLEC, from being processed further. When an LSR is submitted by a CLEC, LEO/LNP Gateway will perform edit checks to ensure the data received is correctly formatted and complete. For example, if the PON field contains an invalid character, LEO/LNP Gateway will reject the LSR and the CLEC will receive a Fatal Reject.

Auto-Clarification: Clarifications that occur due to invalid data within the LSR. LESOG/LAUTO will perform data validity checks to ensure the data within the LSR is correct and valid. For example, if the address on the LSR is not valid according to RSAG, or if the LNP is not available for the NPA NXXX requested, the CLEC will receive an Auto-Clarification.

Manual Fallout: Planned Fallout that occur by design. Certain LSRs are designed to fallout of the Mechanized Order Process due to their complexity. These LSRs are manually processed by the LCSC. When a CLEC submits an LSR, LESOG/LAUTO will determine if the LSR should be forwarded to LCSC for manual handling. Following are the categories for Manual Fallout:

- | | |
|---|--|
| 1. Complex* | 8. Denials-restore and conversion, or disconnect and conversion orders |
| 2. Special pricing plans | 9. Class of service invalid in certain states with some types of service |
| 3. Some Partial migrations | 10. Low volume such as activity type "T" (move) |
| 4. New telephone number not yet posted to BOCRIS | 11. More than 25 business lines, or more than 15 loops |
| 5. Pending order review required | 12. Transfer of calls option for the CLEC end users |
| 6. CSR inaccuracies such as invalid or missing CSR data in CRIS | 13. Directory Listings (Indentions and Captions) |
| 7. Expedites (requested by the CLEC) | |

*See LSR Flow-Through Matrix following O-6 for a list of services, including complex services, and whether LSRs issued for the services are eligible to flow through.

Total System Fallout: Errors that require manual review by the LSCS to determine if the error is caused by the CLEC, or is due to BellSouth system functionality. If it is determined the error is caused by the CLEC, the LSR will be sent back to the CLEC for clarification. If it is determined the error is BellSouth caused, the LCSC representative will correct the error, and the LSR will continue to be processed.

Z Status: LSRs that receive a supplemental LSR submission prior to final disposition of the original LSR.

Calculation

$$\text{Percent Flow Through} = a \div [b - (c + d + e + f)] \times 100$$

- a = The total number of LSRs that flow through LESOG/LAUTO and reach a status for a FOC to be issued
- b = the number of LSRs passed from LEO/LNP Gateway to LESOG/LAUTO
- c = the number of LSRs that fall out for manual processing
- d = the number of LSRs that are returned to the CLEC for clarification
- e = the number of LSRs that contain errors made by CLECs
- f = the number of LSRs that receive a Z status.

$$\text{Percent Achieved Flow Through} = a \div [b - (c + d + e)] \times 100$$

- a = the number of LSRs that flow through LESOG/LAUTO and reach a status for a FOC to be issued.
- b = the number of LSRs passed from LEO/LNP Gateway to LESOG/LAUTO
- c = the number of LSRs that are returned to the CLEC for clarification
- d = the number of LSRs that contain errors made by CLECs
- e = the number of LSRs that receive Z status

Report Structure

- CLEC Aggregate
 - Region

Data Retained

Relating to CLEC Experience	Relating to BellSouth Performance:
<ul style="list-style-type: none"> • Report Month • Total Number of LSRs Received, by Interface, by CLEC <ul style="list-style-type: none"> - TAG - EDI - LENS • Total Number of Errors by Type, by CLEC <ul style="list-style-type: none"> - Fatal Rejects - Auto Clarification - CLEC Caused System Fallout • Total Number of Errors by Error Code • Total Fallout for Manual Processing 	<ul style="list-style-type: none"> • Report Month • Total Number of Errors By Type <ul style="list-style-type: none"> - Bellsouth System Error

SQM Disaggregation - Analog/Benchmark

SQM Level of Disaggregation	Retail Analog/Benchmark ^a
• Residence	• Benchmark: 95%
• Business	• Benchmark: 90%
• UNE	• Benchmark: 85%
• LNP	• Benchmark: 85%

a. Benchmarks do not apply to the "Percent Achieved Flow Through."

SEEM Measure

SEEM Measure		
Yes	Tier I	
	Tier II	X
	Tier III	

SEEM Disaggregation - Analog/Benchmark

SEEM Disaggregation	SEEM Analog/Benchmark ^a
• Residence	• Benchmark: 95%
• Business	• Benchmark: 90%
• UNE	• Benchmark: 85%
• LNP	• Benchmark: 85%

a. Benchmarks do not apply to the "Percent Achieved Flow Through."

O-4: Percent Flow-Through Service Requests (Detail)

Definition

A detailed list, by CLEC, of the percentage of Local Service Requests (LSR) and LNP Local Service Requests (LNP LSRs) submitted electronically via the CLEC mechanized ordering process that flow through and reach a status for a FOC to be issued, without manual or human intervention.

Exclusions

- Fatal Rejects
- Auto Clarification
- Manual Fallout
- CLEC System Fallout
- Scheduled OSS Maintenance

Business Rules

The CLEC mechanized ordering process includes all LSRs, including supplements (subsequent versions) which are submitted through one of the three gateway interfaces (TAG, EDI, and LENS), that flow through and reach a status for a FOC to be issued, without manual intervention. These LSRs can be divided into two classes of service: Business and Residence, and three types of service: Resale, and Unbundled Network Elements (UNE). The CLEC mechanized ordering process does not include LSRs, which are submitted manually (for example, fax and courier) or are not designed to flow through (for example, Manual Fallout.)

Definitions:

Fatal Rejects: Errors that prevent an LSR, submitted electronically by the CLEC, from being processed further. When an LSR is submitted by a CLEC, LEO/LNP Gateway will perform edit checks to ensure the data received is correctly formatted and complete. For example, if the PON field contains an invalid character, LEO/LNP Gateway will reject the LSR and the CLEC will receive a Fatal Reject.

Auto-Clarification: Clarifications that occur due to invalid data within the LSR. LESOG/LAUTO will perform data validity checks to ensure the data within the LSR is correct and valid. For example, if the address on the LSR is not valid according to RSAG, or if the LNP is not available for the NPA NXXX requested, the CLEC will receive an Auto-Clarification.

Manual Fallout: Planned Fallout that occur by design. Certain LSRs are designed to fallout of the Mechanized Order Process due to their complexity. These LSRs are manually processed by the LCSC. When a CLEC submits an LSR, LESOG/LAUTO will determine if the LSR should be forwarded to LCSC for manual handling. Following are the categories for Manual Fallout:

- | | |
|---|--|
| 1. Complex* | 8. Denials-restore and conversion, or disconnect and conversion orders |
| 2. Special pricing plans | 9. Class of service invalid in certain states with some types of service |
| 3. Some Partial migrations | 10. Low volume such as activity type "T" (move) |
| 4. New telephone number not yet posted to BOCRIS | 11. More than 25 business lines, or more than 15 loops |
| 5. Pending order review required | 12. Transfer of calls option for the CLEC end users |
| 6. CSR inaccuracies such as invalid or missing CSR data in CRIS | 13. Directory Listings (Indentions and Captions) |
| 7. Expedites (requested by the CLEC) | |

*See LSR Flow-Through Matrix following O-6 for a list of services, including complex services, and whether LSRs issued for the services are eligible to flow through.

Total System Fallout: Errors that require manual review by the LSCS to determine if the error is caused by the CLEC, or is due to BellSouth system functionality. If it is determined the error is caused by the CLEC, the LSR will be sent back to the CLEC for clarification. If it is determined the error is BellSouth caused, the LCSC representative will correct the error, and the LSR will continue to be processed.

Z Status: LSRs that receive a supplemental LSR submission prior to final disposition of the original LSR.

Calculation

Percent Flow Through = $a \div [b - (c + d + e + f)] \times 100$

- a = The total number of LSRs that flow through LESOG/LAUTO and reach a status for a FOC to be issued
- b = the number of LSRs passed from LEO/LNP Gateway to LESOG/LAUTO
- c = the number of LSRs that fall out for manual processing
- d = the number of LSRs that are returned to the CLEC for clarification
- e = the number of LSRs that contain errors made by CLECs
- f = the number of LSRs that receive a Z status.

Percent Achieved Flow Through = $a \div [b - (c + d + e)] \times 100$

- a = the number of LSRs that flow through LESOG/LAUTO and reach a status for a FOC to be issued.
- b = the number of LSRs passed from LEO/LNP Gateway to LESOG/LAUTO
- c = the number of LSRs that are returned to the CLEC for clarification
- d = the number of LSRs that contain errors made by CLECs
- e = the number of LSRs that receive Z status

Report Structure

Provides the flow through percentage for each CLEC (by alias designation) submitting LSRs through the CLEC mechanized ordering process. The report provides the following:

- CLEC (by alias designation)
- Number of fatal rejects
- Mechanized interface used
- Total mechanized LSRs
- Total manual fallout
- Number of auto clarifications returned to CLEC
- Number of validated LSRs
- Number of BellSouth caused fallout
- Number of CLEC caused fallout
- Number of Service Orders Issued
- Base calculation
- CLEC error excluded calculation

Data Retained

Relating to CLEC Experience	Relating to BellSouth Performance
<ul style="list-style-type: none"> • Report Month • Total Number of LSRs Received, by Interface, by CLEC <ul style="list-style-type: none"> - TAG - EDI - LENS • Total Number of Errors by Type, by CLEC <ul style="list-style-type: none"> - Fatal Rejects - Auto Clarification - CLEC Errors • Total Number of Errors by Error Code • Total Fallout for Manual Processing 	<ul style="list-style-type: none"> • Report Month • Total Number of Errors by Type <ul style="list-style-type: none"> - Bellsouth System Error

SQM Disaggregation - Analog/Benchmark

SQM Level of Disaggregation	Retail Analog/Benchmark ^a
<ul style="list-style-type: none"> • Residence 	<ul style="list-style-type: none"> • Benchmark: 95%

SQM Level of Disaggregation	Retail Analog/Benchmark ^a
• Business	• Benchmark: 90%
• UNE	• Benchmark: 85%
• LNP	• Benchmark: 85%

a. Benchmarks do not apply to the "Percent Achieved Flow Through."

SEEM Measure

SEEM Measure		
Yes	Tier I	X
	Tier II	
	Tier III	

SEEM Disaggregation - Analog/Benchmark

SEEM Disaggregation	SEEM Analog/Benchmark ^a
• Residence	• Benchmark: 95%
• Business	• Benchmark: 90%
• UNE	• Benchmark: 85%
• LNP	• Benchmark: 85%

a. Benchmarks do not apply to the "Percent Achieved Flow Through."

O-5: Flow-Through Error Analysis

Definition

An analysis of each error type (by error code) that was experienced by the LSRs that did not flow through or reached a status for a FOC to be issued.

Exclusions

Each Error Analysis is error code specific, therefore exclusions are not applicable.

Business Rules

The CLEC mechanized ordering process includes all LSRs, including supplements (subsequent versions) which are submitted through one of the three gateway interfaces (TAG, EDI, and LENS), that flow through and reach a status for a FOC to be issued. The CLEC mechanized ordering process does not include LSRs which are submitted manually (for example, fax and courier).

Calculation

Total for each error type.

Report Structure

Provides an analysis of each error type (by error code). The report is in descending order by count of each error code and provides the following:

- Error Type (by error code)
- Count of each error type
- Percent of each error type
- Cumulative percent
- Error Description
- CLEC Caused Count of each error code
- Percent of aggregate by CLEC caused count
- Percent of CLEC caused count
- BellSouth Caused Count of each error code
- Percent of aggregate by BellSouth caused count
- Percent of BellSouth by BellSouth caused count.

Data Retained

Relating to CLEC Experience	Relating to BellSouth Performance
<ul style="list-style-type: none"> • Report Month • Total Number of LSRs Received • Total Number of Errors by Type (by error code) <ul style="list-style-type: none"> - CLEC Caused Error 	<ul style="list-style-type: none"> • Report Month • Total Number of Errors by Type (by error code) <ul style="list-style-type: none"> - BellSouth System Error

SQM Disaggregation - Analog/Benchmark

SQM Level of Disaggregation	Retail Analog/Benchmark
<ul style="list-style-type: none"> • Not Applicable 	<ul style="list-style-type: none"> • Not Applicable

SEEM Measure

SEEM Measure		
No	Tier I	
	Tier II	
	Tier III	

SEEM Disaggregation - Analog/Benchmark

SEEM Disaggregation	SEEM Analog/Benchmark
• Not Applicable	• Not Applicable

O-6: CLEC LSR Information

Definition

A list with the flow through activity of LSRs by CC, PON and Ver, issued by each CLEC during the report period.

Exclusions

- Fatal Rejects
- LSRs submitted manually

Business Rules

The CLEC mechanized ordering process includes all LSRs, including supplements (subsequent versions) which are submitted through one of the three gateway interfaces (TAG, EDI, and LENS), that flow through and reach a status for a FOC to be issued. The CLEC mechanized ordering process does not include LSRs which are submitted manually (for example, fax and courier).

Calculation

NA

Report Structure

Provides a list with the flow through activity of LSRs by CC, PON and Ver, issued by each CLEC during the report period with an explanation of the of the columns and content. This report is available on a CLEC specific basis. The report provides the following for each LSR.

- CC
- PON
- Ver
- Timestamp
- Type
- Err #
- Note or Error Description

Data Retained

Relating to CLEC Experience	Relating to BellSouth Experience
<ul style="list-style-type: none"> • Report Month • Record of LSRs Received by CC, PON and Ver • Record of Timestamp, Type, Err # and Note or Error Description for each LSR by CC, PON and Ver 	<ul style="list-style-type: none"> • Not Applicable

SQM Disaggregation - Analog/Benchmark

SQM Level of Disaggregation	Retail Analog/Benchmark
<ul style="list-style-type: none"> • Not Applicable 	<ul style="list-style-type: none"> • Not Applicable

SEEM Measure

SEEM Measure		
No	Tier I	
	Tier II	
	Tier III	

SEEM Disaggregation - Analog/Benchmark

SEEM Disaggregation	SEEM Analog/Benchmark
• Not Applicable	• Not Applicable

LSR Flow-Through Matrix

PRODUCT	F/T ³	COMPLEX SERVICE	COMPLEX ORDER	PLANNED FALLOUT FOR MANUAL HANDLING ¹	EDI	TAG ²	LENS ⁴	COMMENTS
2 wire analog DID trunk port	No	UNE	Yes	NA	N	N	N	
2 wire analog port	Yes	UNE	No	No	Y	Y	N	
2 wire ISDN digital line side port	No	UNE	Yes	NA	N	N	N	
2 wire ISDN digital loop	Yes	UNE	Yes	No	Y	Y	N	
3 Way Calling	Yes	No	No	No	Y	Y	Y	
4 wire analog voice grade loop	Yes	UNE	Yes	No	Y	Y	N	
4 wire DS0 & PRI digital loop	No	UNE	Yes	NA	N	N	N	
4 wire DS1 & PRI digital loop	No	UNE	Yes	NA	N	N	N	
4 wire ISDN DSI digital trunk ports	No	UNE	Yes	NA	N	N	N	
Accupulse	No	Yes	Yes	NA	N	N	N	
ADSL	Yes	UNE	No	No	Y	Y	N	
Area Plus	Yes	No	No	No	Y	Y	Y	
Basic Rate ISDN	No	Yes	Yes	Yes	Y	Y	N	
Call Block	Yes	No	No	No	Y	Y	Y	
Call Forwarding-Variable	Yes	No	No	No	Y	Y	Y	
Call Return	Yes	No	No	No	Y	Y	Y	
Call Selector	Yes	No	No	No	Y	Y	Y	
Call Tracing	Yes	No	No	No	Y	Y	Y	
Call Waiting	Yes	No	No	No	Y	Y	Y	
Call Waiting Deluxe	Yes	No	No	No	Y	Y	Y	
Caller ID	Yes	No	No	No	Y	Y	Y	
CENTREX	No	Yes	Yes	NA	N	N	N	
DID WITH PBX ACT W	No	Yes	Yes	Yes	Y	N	Y	
DID ACT W	No	Yes	Yes	Yes	Y	N	Y	
Digital Data Transport	No	UNE	Yes	NA	N	N	N	
Directory Listing Indentions	No	No	No	Yes	Y	Y	Y	
Directory Listings Captions	No	No	Yes	Yes	Y	Y	Y	
Directory Listings (simple)	Yes	No	No	No	Y	Y	Y	
DS3	No	UNE	Yes	NA	N	N	N	
DS1 Loop	Yes	UNE	Yes	No	Y	Y	N	

LSR Flow-Through Matrix

PRODUCT	F/T ³	COMPLEX SERVICE	COMPLEX ORDER	PLANNED FALLOUT FOR MANUAL HANDLING ¹	EDI	TAG ²	LENS ⁴	COMMENTS
DSO Loop	Yes	UNE	Yes	No	Y	Y	N	
Enhanced Caller ID	Yes	No	No	No	Y	Y	Y	
ESSX	No	Yes	Yes	NA	N	N	N	
Flat Rate/Business	Yes	No	No	No	Y	Y	Y	
Flat Rate/Residence	Yes	No	No	No	Y	Y	Y	
FLEXSERV	No	Yes	Yes	NA	N	N	N	
Frame Relay	No	Yes	Yes	NA	N	N	N	
FX	No	Yes	Yes	NA	N	N	N	
Ga. Community Calling	Yes	No	No	No	Y	Y	Y	
HDSL	Yes	UNE	No	No	Y	Y	N	
Hunting MLH	No	C/S ⁴	C/S	Yes	Y	Y	N	
Hunting Series Completion	Yes	C/S	C/S	No	Y	Y	Y	
INP to LNP Conversions	No	UNE	Yes	Yes	Y	Y	N	
LightGate	No	Yes	Yes	NA	N	N	N	
Line Sharing	Yes	UNE	No	No	Y	Y	N	
Local Number Portability	Yes	UNE	Yes	No	Y	Y	N	
LNP with Complex Listing	No	UNE	Yes	Yes	Y	Y	N	
LNP with Partial Migration	No	UNE	Yes	Yes	Y	Y	N	
LNP with Complex Services	No	UNE	Yes	Yes	Y	Y	N	
Loop+INP	Yes	UNE	No	No	Y	Y	N	
Loop+LNP	Yes	UNE	No	No	Y	Y	N	
Measured Rate/Bus.	Yes	No	No	No	Y	Y	Y	
Measured Rate/Res.	Yes	No	No	No	Y	Y	Y	
Megalink	No	Yes	Yes	NA	N	N	N	
Megalink-T1	No	Yes	Yes	NA	N	N	N	
Memory Call	Yes	No	No	No	Y	Y	Y	
Memory Call Ans. Svc.	Yes	No	No	No	Y	Y	Y	
Multiserv	No	Yes	Yes	NA	N	N	N	
Native Mode LAN Interconnection (NMLI)	No	Yes	Yes	NA	N	N	N	
Off-Prem Stations	No	Yes	Yes	NA	N	N	N	
Optional Calling Plan	Yes	No	No	No	Y	Y	Y	

LSR Flow-Through Matrix

PRODUCT	F/T ³	COMPLEX SERVICE	COMPLEX ORDER	PLANNED FALLOUT FOR MANUAL HANDLING ¹	EDI	TAG ²	LENS ⁴	COMMENTS
Package/Complete Choice and area plus	Yes	No	No	No	Y	Y	Y	
Pathlink Primary Rate ISDN	No	Yes	Yes	NA	N	N	N	
Pay Phone Provider	No	No	No	NA	N	N	N	
PBX Standalone ACT A, C, D	No	Yes	Yes	Yes	Y	Y	N	
PBX Trunks	No	Yes	Yes	Yes	Y	Y	N	
Port/Loop Combo	Yes	UNE	No	No	Y	Y	Y	
Port/Loop PBX	No	No	No	Yes	Y	Y	N	
Preferred Call Forward	Yes	No	No	No	Y	Y	Y	
RCF Basic	Yes	No	No	No	Y	Y	Y	
Remote Access to CF	Yes	No	No	No	Y	Y	Y	
Repeat Dialing	Yes	No	No	No	Y	Y	Y	
Ringmaster	Yes	No	No	No	Y	Y	Y	
Smartpath	No	Yes	Yes	NA	N	N	N	
SmartRING	No	Yes	Yes	NA	N	N	N	
Speed Calling	Yes	No	No	No	Y	Y	Y	
Synchronet	No	Yes	Yes	Yes	Y	Y	N	
Tie Lines	No	Yes	Yes	NA	N	N	N	
Touhtone	Yes	No	No	No	Y	Y	Y	
Unbundled Loop-Analog 2W, SL1, SL2	Yes	UNE	No	No	Y	Y	Y	
WATS	No	Yes	Yes	NA	N	N	N	
XDSL	Yes	UNE	No	No	Y	Y	N	
XDSL Extended LOOP	No	UNE	Yes	NA	N	N	N	
Collect Call Block	Yes	No	No	No	Y	Y	Y	
900 Call Block	Yes	No	No	No	Y	Y	Y	
3rd Party Call Block	Yes	No	No	No	Y	Y	Y	
Three Way Call Block	Yes	No	No	No	Y	Y	Y	
PIC/LPIC Change	Yes	No	No	No	Y	Y	Y	
PIC/LPIC Freeze	Yes	No	No	No	Y	Y	Y	

Note¹: Planned Fallout for Manual Handling denotes those services that are electronically submitted and are not intended to flow through due to the complexity of the service.

Note²: The TAG column includes those LSRs submitted via Robo TAG.

Note³: For all services that indicate 'No' for flow-through, the following reasons, in addition to errors or complex services, also prompt manual handling: Expedites from CLECs, special pricing plans, denials restore and conversion or disconnect and conversion both required, partial migrations (although conversions-as-is flow through for issue 9), class of service invalid in certain states with some TOS e.g. government, or cannot be changed when changing main TN on C activity, low volume e.g. activity type T=move, pending order review required, more than 25 business lines, CSR inaccuracies such as invalid or missing CSR data in CRIS, Directory listings – Indentions, Directory listings – Captions, transfer of calls option for CLEC end user – new TN not yet posted to BOCRIS. Many are unique to the CLEC environment.

Note⁴: Services with C/S in the Complex Service and/or the Complex Order columns can be either complex or simple.

Note⁵: EELs are manually ordered.

O-7: Percent Rejected Service Requests

Definition

Percent Rejected Service Request is the percent of total Local Service Requests (LSRs) received which are rejected due to error or omission. An LSR is considered valid when it is submitted by the CLEC and passes edit checks to insure the data received is correctly formatted and complete.

Exclusions

- Service Requests canceled by the CLEC prior to being rejected/clarified.
- Scheduled OSS Maintenance

Business Rules

Fully Mechanized: An LSR is considered “rejected” when it is submitted electronically but does not pass LEO edit checks in the ordering systems (EDI, LENS, TAG, LEO, LESOG) and is returned to the CLEC without manual intervention. There are two types of “Rejects” in the Mechanized category:

A **Fatal Reject** occurs when a CLEC attempts to electronically submit an LSR but required fields are either not populated or incorrectly populated and the request is returned to the CLEC before it is considered a valid LSR.

Fatal rejects are reported in a separate column, and for informational purposes ONLY. Fatal rejects are excluded from the calculation of the percent of total LSRs rejected or the total number of rejected LSRs.

An **Auto Clarification** occurs when a valid LSR is electronically submitted but rejected from LESOG because it does not pass further edit checks for order accuracy.

Partially Mechanized: A valid LSR, which is electronically submitted (via EDI, LENS, TAG) but cannot be processed electronically and “falls out” for manual handling. It is then put into “clarification” and sent back (rejected) to the CLEC.

Total Mechanized: Combination of Fully Mechanized and Partially Mechanized LSRs electronically submitted by the CLEC.

Non-Mechanized: LSRs which are faxed or mailed to the LCSC for processing and “clarified” (rejected) back to the CLEC by the BellSouth service representative.

Interconnection Trunks: Interconnection Trunks are ordered on Access Service Requests (ASRs). ASRs are submitted to and processed by the Interconnection Purchasing Center (IPC). Trunk data is reported separately.

Calculation

Percent Rejected Service Requests = $(a \div b) \times 100$

- a = Total Number of Rejected Service Requests in the Reporting Period
- b = Total Number of Service Requests Received in the Reporting Period

Report Structure

- Fully Mechanized, Partially Mechanized, Total Mechanized, Non-Mechanized
- CLEC Specific
- CLEC Aggregate
- Geographic Scope
 - State
 - Region
- Product Specific Percent Rejected
- Total Percent Rejected

Data Retained

Relating to CLEC Experience	Relating to BellSouth Performance
<ul style="list-style-type: none"> • Report Month • Total Number of LSRs • Total Number of Rejects • State and Region • Total Number of ASRs (Trunks) 	<ul style="list-style-type: none"> • Not Applicable

SQM Disaggregation - Analog/Benchmark

SQM Level of Disaggregation	Retail Analog/Benchmark
Mechanized, Partially Mechanized and Non-Mechanized <ul style="list-style-type: none"> • Resale - Residence • Resale - Business • Resale – Design (Special) • Resale PBX • Resale Centrex • Resale ISDN • LNP Standalone • INP Standalone • 2W Analog Loop Design • 2W Analog Loop Non-Design • 2W Analog Loop w/INP Design • 2W Analog Loop w/INP Non-Design • 2W Analog Loop w/LNP Design • 2W Analog Loop w/LNP Non-Design • UNE Loop + Port Combinations • Switch Ports • UNE Combination Other • UNE xDSL (ADSL, HDSL, UCL) • Line Sharing • UNE ISDN Loop • UNE Other Design • UNE Other Non-Design • Local Interoffice Transport • Local Interconnection Trunks 	<ul style="list-style-type: none"> • Diagnostic

SEEM Measure

SEEM Measure		
No	Tier I	
	Tier II	
	Tier III	

SEEM Disaggregation - Analog/Benchmark

SEEM Disaggregation	SEEM Analog/Benchmark
• Not Applicable	• Not Applicable

O-8: Reject Interval

Definition

Reject Interval is the average reject time from receipt of an LSR to the distribution of a Reject. An LSR is considered valid when it is submitted by the CLEC and passes edit checks to insure the data received is correctly formatted and complete.

Exclusions

- Service Requests canceled by CLEC prior to being rejected/clarified.
- Designated Holidays are excluded from the interval calculation.
- LSRs which are identified and classified as “Projects”
- The following hours for Partially mechanized and Non-mechanized LSRs are excluded from the interval calculation:

Residence Resale Group – Monday through Saturday 7:00PM until 7:00AM
From 7:00 PM Saturday until 7:00 AM Monday

Business Resale, Complex, UNE Groups – Monday through Friday 6:00PM until 8:00AM
From 6:00 PM Friday until 8:00 AM Monday.

The hours excluded will be altered to reflect changes in the Center operating hours. The LCSC will accept faxed LSRs only during posted hours of operation.

The interval will be the amount of time accrued from receipt of the LSR until normal closing of the center if an LSR is worked using overtime hours.

In the case of a Partially Mechanized LSR received and worked after normal business hours, the interval will be set at one (1) minute.

- Scheduled OSS Maintenance

Business Rules

Fully Mechanized: The elapsed time from receipt of a valid electronically submitted LSR (date and time stamp in EDI, LENS or TAG) until the LSR is rejected (date and time stamp or reject in EDI, TAG or LENS). Auto Clarifications are considered in the Fully Mechanized category.

Partially Mechanized: The elapsed time from receipt of a valid electronically submitted LSR (date and time stamp in EDI, LENS or TAG) until it falls out for manual handling. The stop time on partially mechanized LSRs is when the LCSC Service Representative clarifies the LSR back to the CLEC via LENS, EDI, or TAG.

Total Mechanized: Combination of Fully Mechanized and Partially Mechanized LSRs which are electronically submitted by the CLEC.

Non-Mechanized: The elapsed time from receipt of a valid LSR (date and time stamp of FAX or date and time mailed LSR is received in the LCSC) until notice of the reject (clarification) is returned to the CLEC via LON.

Interconnection Trunks: Interconnection Trunks are ordered on Access Service Requests (ASRs). ASRs are submitted to and processed by the Local Interconnection Service Center (LISC). Trunk data is reported separately. All interconnection trunks are counted in the non-mechanized category.

Calculation

Reject Interval = (a - b)

- a = Date and Time of Service Request Rejection
- b = Date and Time of Service Request Receipt

Average Reject Interval = (c ÷ d)

- c = Sum of all Reject Intervals
- d = Number of Service Requests Rejected in Reporting Period

Report Structure

- CLEC Specific
- CLEC Aggregate

- Fully Mechanized, Partially Mechanized, Total Mechanized, Non-Mechanized
- Geographic Scope
 - State
 - Region
- Mechanized:
 - 0 - ≤ 4 minutes
 - >4 - ≤ 8 minutes
 - >8 - ≤ 12 minutes
 - >12 - ≤ 60 minutes
 - 0 - ≤ 1 hour
 - >1 - ≤ 4 hours
 - >4 - ≤ 8 hours
 - >8 - ≤ 12 hours
 - >12 - ≤ 16 hours
 - >16 - ≤ 20 hours
 - >20 - ≤ 24 hours
 - >24 hours
- Partially Mechanized:
 - 0 - ≤ 1 hour
 - >1 - ≤ 4 hours
 - >4 - ≤ 8 hours
 - >8 - ≤ 10 hours
 - 0 - ≤ 10 hours
 - >10 - ≤ 18 hours
 - 0 - ≤ 18 hours
 - >18 - ≤ 24 hours
 - >24 hours
- Non-mechanized:
 - 0 - ≤ 1 hour
 - >1 - ≤ 4 hours
 - >4 - ≤ 8 hours
 - >8 - ≤ 12 hours
 - >12 - ≤ 16 hours
 - >16 - ≤ 20 hours
 - >20 - ≤ 24 hours
 - 0 - ≤ 24 hours
 - > 24 hours
- Trunks:
 - ≤ 4 days
 - >4 - ≤ 8 days
 - >8 - ≤ 12 days
 - >12 - ≤ 14 days
 - >14 - ≤ 20 days
 - >20 days

Data Retained

Relating to CLEC Experience	Relating to BellSouth Performance
Report Month <ul style="list-style-type: none"> • Reject Interval • Total Number of LSRs • Total Number of Rejects • State and Region • Total Number of ASRs (Trunks) 	<ul style="list-style-type: none"> • Not Applicable

SQM Disaggregation - Analog/Benchmark

O-8: Reject Interval

SQM Level of Disaggregation	Retail Analog/Benchmark
<ul style="list-style-type: none"> • Resale – Residence • Resale – Business • Resale – Design (Special) • Resale PBX • Resale Centrex • Resale ISDN • LNP Standalone • INP Standalone • 2W Analog Loop Design • 2W Analog Loop Non-Design • 2W Analog Loop w/INP Design • 2W Analog Loop w/INP Non-Design • 2W Analog Loop w/LNP Design • 2W Analog Loop w/LNP Non-Design • UNE Loop + Port Combinations • Switch Ports • UNE Combination Other • UNE xDSL (ADSL, HDSL, UCL) • Line Sharing • UNE ISDN Loops • UNE Other Non-Design • Local Interoffice Transport • UNE Other Design 	<ul style="list-style-type: none"> • Mechanized: <ul style="list-style-type: none"> - 97% within 1 Hour • Partially Mechanized: <ul style="list-style-type: none"> - 85% within 24 hours - 85% within 18 Hours (05/01/01) - 85% within 10 Hours (08/01/01) • Non-Mechanized: - 85% within 24 hours
<ul style="list-style-type: none"> • Local Interconnection Trunks 	<ul style="list-style-type: none"> • Trunks: - 85% within 4 Days

SEEM Measure

SEEM Measure		
Yes	Tier I	X
	Tier II	X
	Tier III	

SEEM Disaggregation - Analog/Benchmark

SEEM Disaggregation	SEEM Analog/Benchmark
<ul style="list-style-type: none"> • Fully Mechanized 	<ul style="list-style-type: none"> • 97% ≤ 1 hour
<ul style="list-style-type: none"> • Partially Mechanized 	<ul style="list-style-type: none"> • 85% within 24 hours • 85% within 18 hours (05/01/01) • 85% within 10 hours (08/01/01)
<ul style="list-style-type: none"> • Non-Mechanized 	<ul style="list-style-type: none"> • 85% within 24 hours

O-9: Firm Order Confirmation Timeliness

Definition

Interval for Return of a Firm Order Confirmation (FOC Interval) is the average response time from receipt of valid LSR to distribution of a Firm Order Confirmation.

Exclusions

- Rejected LSRs
- Designated Holidays are excluded from the interval calculation.
- LSRs which are identified and classified as “Projects”
- The following hours for Partially Mechanized and Non-mechanized LSRs are excluded from the interval calculation:

Residence Resale Group – Monday through Saturday 7:00PM until 7:00AM

From 7:00 PM Saturday until 7:00 AM Monday.

Business Resale, Complex, UNE Groups – Monday through Friday 6:00PM until 8:00AM

From 6:00 PM Friday until 8:00 AM Monday.

The hours excluded will be altered to reflect changes in the Center operating hours. The LCSC will accept faxed LSRs only during posted hours of operation.

The interval will be the amount of time accrued from receipt of the LSR until normal closing of the center if an LSR is worked using overtime hours.

In the case of a Partially Mechanized LSR received and worked after normal business hours, the interval will be set at one (1) minute.

- Scheduled OSS Maintenance

Business Rules

- **Fully Mechanized:** The elapsed time from receipt of a valid electronically submitted LSR (date and time stamp in EDI, LENS or TAG) until the LSR is processed, appropriate service orders are generated and a Firm Order Confirmation is returned to the CLEC via EDI, LENS or TAG.
- **Partially Mechanized:** The elapsed time from receipt of a valid electronically submitted LSR (date and time stamp in EDI, LENS, or TAG) which falls out for manual handling until appropriate service orders are issued by a BellSouth service representative via Direct Order Entry (DOE) or Service Order Negotiation Generation System (SONGS) to SOCS and a Firm Order Confirmation is returned to the CLEC via EDI, LENS, or TAG.
- **Total Mechanized:** Combination of Fully Mechanized and Partially Mechanized LSRs which are electronically submitted by the CLEC.
- **Non-Mechanized:** The elapsed time from receipt of a valid paper LSR (date and time stamp of FAX or date and time paper LSRs received in LCSC) until appropriate service orders are issued by a BellSouth service representative via Direct Order Entry (DOE) or Service Order Negotiation Generation System (SONGS) to SOCS and a Firm Order Confirmation is sent to the CLEC via LON.
- **Interconnection Trunks:** Interconnection Trunks are ordered on Access Service Requests (ASRs). ASRs are submitted to and processed by the Local Interconnection Service Center (LISC). Trunk data is reported separately.

Calculation

Firm Order Confirmation Interval = (a - b)

- a = Date & Time of Firm Order Confirmation
- b = Date & Time of Service Request Receipt)

Average FOC Interval = (c ÷ d)

- c = Sum of all FOC Intervals
- d = Total Number of Service Requests Confirmed in Reporting Period

FOC Interval Distribution (for each interval) = (e ÷ f) X 100

- e = Service Requests Confirmed in interval
- f = Total Service Requests Confirmed in the Reporting Period

Report Structure

- Fully Mechanized, Partially Mechanized, Total Mechanized, Non-Mechanized
 - CLEC Specific
 - CLEC Aggregate
- Geographic Scope
 - State
 - Region
- Fully Mechanized:
 - 0 - ≤ 15 minutes
 - >15 - ≤ 30 minutes
 - >30 - ≤ 45 minutes
 - >45 - ≤ 60 minutes
 - >60 - ≤ 90 minutes
 - >90 - ≤ 120 minutes
 - >120 - ≤ 180 minutes
 - 0 - ≤ 3 hours
 - >3 - ≤ 6 hours
 - >6 - ≤ 12 hours
 - >12 - ≤ 24 hours
 - >24 - ≤ 48 hours
 - >48 hours
- Partially Mechanized:
 - 0 - ≤ 4 hours
 - >4 - ≤ 8 hours
 - >8 - ≤ 10 hours
 - 0 - ≤ 10 hours
 - >10 - ≤ 18 hours
 - 0 - ≤ 18 hours
 - >18 - ≤ 24 hours
 - 0 - ≤ 24 hours
 - >24 - ≤ 48 hours
 - >48 hours
- Non-Mechanized
 - 0 - ≤ 4 hours
 - >4 - ≤ 8 hours
 - >8 - ≤ 12 hours
 - >12 - ≤ 16 hours
 - >16 - ≤ 20 hours
 - >20 - ≤ 24 hours
 - >24 - ≤ 36 hours
 - 0 - ≤ 36 hours
 - >36 - ≤ 48 hours
 - >48 hours
- Trunks:
 - 0 - ≤ 5 days
 - >5 - ≤ 10 days
 - 0 - ≤ 10 days
 - >10 - ≤ 15 days
 - >15 - ≤ 20 days
 - >20 days

Data Retained

Relating to CLEC Experience	Relating to BellSouth Performance
<ul style="list-style-type: none"> • Report Month • Interval for FOC • Total Number of LSRs • State and Region • Total Number of ASRs (Trunks) 	<ul style="list-style-type: none"> • Not Applicable

SQM Disaggregation - Analog/Benchmark

SQM Level of Disaggregation	Retail Analog/Benchmark
<ul style="list-style-type: none"> • Resale – Residence • Resale – Business • Resale – Design (Special) • Resale PBX • Resale Centrex • Resale ISDN • LNP Standalone • INP Standalone • 2W Analog Loop Design • 2W Analog Loop Non-Design • 2W Analog Loop w/INP Design • 2W Analog Loop w/INP Non-Design • 2W Analog Loop w/LNP Design • 2W Analog Loop w/LNP Non-Design • UNE Loop + Port Combinations • Switch Ports • UNE Combination Other • UNE xDSL (ADSL, HDSL, UCL) • Line Sharing • UNE ISDN Loops • UNE Other Design • UNE Other Non-Design • Local Interoffice Transport 	<ul style="list-style-type: none"> • Mechanized: - 95% within 3 Hours • Partially Mechanized: <ul style="list-style-type: none"> - 85% within 24 hours - 85% within 18 Hours (05/01/01) - 85% within 10 Hours (08/01/01) • Non-Mechanized: - 85% within 36 hours
<ul style="list-style-type: none"> • Local Interconnection Trunks 	<ul style="list-style-type: none"> • Trunks: - 95% within 10 days

SEEM Measure

SEEM Measure		
Yes	Tier I	X
	Tier II	X
	Tier III	

SEEM Disaggregation - Analog/Benchmark

SEEM Disaggregation	SEEM Analog/Benchmark
<ul style="list-style-type: none"> • Fully Mechanized 	<ul style="list-style-type: none"> • 95% within 3 hours
<ul style="list-style-type: none"> • Partially Mechanized 	<ul style="list-style-type: none"> • 85% within 24 hours • 85% within 18 Hours (05/01/01) • 85% within 10 Hours (08/01/01)

SEEM Disaggregation	SEEM Analog/Benchmark
• Non-Mechanized	• 85% within 36 hours
• IC Trunks	• 95% within 10 days

O-10: Service Inquiry with LSR Firm Order Confirmation (FOC) Response Time Manual¹

Definition

This report measures the interval and the percent within the interval from the submission of a Service Inquiry (SI) with Firm Order LSR to the distribution of a Firm Order Confirmation (FOC).

Exclusions

- Designated Holidays are excluded from the interval calculation.
- Weekend hours from 5:00PM Friday until 8:00AM Monday are excluded from the interval calculation of the Service Inquiry.
- Canceled Requests
- Electronically Submitted Requests
- Scheduled OSS Maintenance

Business Rules

This measurement combines four intervals:

1. From receipt of Service Inquiry with LSR to hand off to the Service Advocacy Center (SAC) for Loop 'Look-up'.
2. From SAC start date to SAC complete date.
3. From SAC complete date to the Complex Resale Support Group (CRSG) complete date with hand off to LCSC.
4. From receipt of SI/LSR in the LCSC to Firm Order Confirmation.

Calculation

FOC Timeliness Interval = (a - b)

- a = Date and Time Firm Order Confirmation (FOC) for SI with LSR returned to CLEC
- b = Date and Time SI with LSR received

Average Interval = (c ÷ d)

- c = Sum of all FOC Timeliness Intervals
- d = Total number of SIs with LSRs received in the reporting period

Percent Within Interval = (e ÷ f) X 100

- e = Total number of Service Inquiries with LSRs received by the CRSG to distribution of FOC by the Local Carrier Service Center (LCSC)
- f = Total number of Service Inquiries with LSRs received in the reporting period

Report Structure

- CLEC Aggregate
- CLEC Specific
- Geographic Scope
 - State
 - Region
- Intervals
 - 0 – ≤ 3 days
 - >3 – ≤ 5 days
 - 0 – ≤ 5 days
 - >5 – ≤ 7 days
 - >7 – ≤ 10 days
 - >10 – ≤ 15 days
 - >15 days
- Average Interval measured in days

1. See O-9 for FOC Timeliness

Data Retained

Relating to CLEC Experience	Relating to BellSouth Experience
<ul style="list-style-type: none"> • Report Month • Total Number of Requests • SI Intervals • State and Region 	<ul style="list-style-type: none"> • Not Applicable

SQM Disaggregation - Analog/Benchmark

SQM LEVEL of Disaggregation	Retail Analog/Benchmark
<ul style="list-style-type: none"> • xDSL (includes UNE unbundled ADSL, HDSL and UNE Unbundled Copper Loops) • Unbundled Interoffice Transport 	<ul style="list-style-type: none"> • 95% Returned within 5 Business days

SEEM Measure

SEEM Measure		
No	Tier I	
	Tier II	
	Tier III	

SEEM Disaggregation - Analog/Benchmark

SEEM Disaggregation	SEEM Analog/Benchmark
<ul style="list-style-type: none"> • Not Applicable 	<ul style="list-style-type: none"> • Not Applicable

O-11: Firm Order Confirmation and Reject Response Completeness

Definition

A response is expected from BellSouth for every Local Service Request transaction (version). More than one response or differing responses per transaction is not expected. Firm Order Confirmation and Reject Response Completeness is the corresponding number of Local Service Requests received to the combination of Firm Order Confirmation and Reject Responses.

Exclusions

- Service Requests canceled by the CLEC prior to FOC or Rejected/Clarified
- Non-Mechanized LSRs
- Scheduled OSS Maintenance

Business Rules

Mechanized – The number of FOCs or Auto Clarifications sent to the CLEC from LENS, EDI, TAG in response to electronically submitted LSRs (date and time stamp in LENS, EDI, TAG).

Partially Mechanized – The number of FOCs or Rejects sent to the CLEC from LENS, EDI, TAG in response to electronically submitted LSRs (date and time stamp in LENS, EDI, TAG), which fall out for manual handling by the LCSC personnel.

Total Mechanized – The number of the combination of Fully Mechanized and Partially Mechanized LSRs

Non-Mechanized – The number of FOCs or Rejects sent to the CLEC via FAX Server in response to manually submitted LSRs (date and time stamp in FAX Server).

Note: Manual (Non-Mechanized) LSRs have no version control by the very nature of the manual process, therefore, non-mechanized LSRs are not captured by this report.

For CLEC Results:

Firm Order Confirmation and Reject Response Completeness is determined in two dimensions:

Percent responses is determined by computing the number of Firm Order Confirmations and Rejects transmitted by BellSouth and dividing by the number of Local Service Requests (all versions) received in the reporting period.

Percent of multiple responses is determined by computing the number of Local Service Request unique versions receiving more than one Firm Order Confirmation, Reject or the combination of the two and dividing by the number of Local Service Requests (all versions) received in the reporting period.

Calculation

Single FOC/Reject Response Expected

Firm Order Confirmation / Reject Response Completeness = $(a \div b) \times 100$

- a = Total Number of Service Requests for which a Firm Order Confirmation or Reject is Sent
- b = Total Number of Service Requests Received in the Report Period

Multiple or Differing FOC / Reject Responses Not Expected

Response Completeness = $[(a + b) \div c] \times 100$

- a = Total Number of Firm Order Confirmations Per LSR Version
- b = Total Number of Reject Responses Per LSR Version
- c = Total Number of Service Requests (All Versions) Received in the Reporting Period

Report Structure

Fully Mechanized, Partially Mechanized, Total Mechanized, Non-Mechanized

- State and Region
- CLEC Specific
- CLEC Aggregate
- BellSouth Specific

Data Retained

Relating to CLEC Experience	Relating to BellSouth Experience
Report Month • Reject Interval • Total Number of LSRs • Total Number of Rejects	• Not Applicable

SQM Disaggregation - Analog/Benchmark

SQM LEVEL of Disaggregation	Retail Analog/Benchmark
<ul style="list-style-type: none"> • Resale Residence • Resale Business • Resale Design • Resale PBX • Resale Centrex • Resale ISDN • LNP Standalone • INP Standalone • 2W Analog Loop Design • 2W Analog Loop Non – Design • 2W Analog Loop w/ INP Design • 2W Analog Loop w/ INP Non – Design • 2W Analog Loop w/ LNP Design • 2W Analog Loop w/ LNP Non – Design • UNE Loop and Port Combinations • Switch Ports • UNE Combination Other • UNE xDSL (ADSL, HDSL, UCL) • Line Sharing • UNE ISDN Loops • UNE Other Design • UNE Other Non - Design • Local Interoffice Transport • Local Interconnection Trunks 	<ul style="list-style-type: none"> • 95% Returned

SEEM Measure

SEEM Measure		
Yes	Tier I	X
	Tier II	X
	Tier III	

SEEM Disaggregation - Analog/Benchmark

SEEM Disaggregation	SEEM Analog/Benchmark
<ul style="list-style-type: none"> • Fully Mechanized 	<ul style="list-style-type: none"> • 95% Returned

O-12: Speed of Answer in Ordering Center

Definition

Measures the average time a customer is in queue.

Exclusions

None

Business Rules

The clock starts when the appropriate option is selected (i.e., 1 for Resale Consumer, 2 for Resale Multiline, and 3 for UNE-LNP, etc.) and the call enters the queue for that particular group in the LCSC. The clock stops when a BellSouth service representative in the LCSC answers the call. The speed of answer is determined by measuring and accumulating the elapsed time from the entry of a CLEC call into the BellSouth automatic call distributor (ACD) until a service representative in BellSouth's Local Carrier Service Center (LCSC) answers the CLEC call.

Calculation

Speed of Answer in Ordering Center = $(a \div b)$

- a = Total seconds in queue
- b = Total number of calls answered in the Reporting Period

Report Structure

Aggregate

- CLEC – Local Carrier Service Center
- BellSouth
 - Business Service Center
 - Residence Service Center

Note: Combination of Residence Service Center and Business Service Center data.

Data Retained

Relating to CLEC Experience	Relating to BellSouth Performance
<ul style="list-style-type: none"> • Mechanized tracking through LCSC Automatic Call Distributor 	<ul style="list-style-type: none"> • Mechanized tracking through BellSouth Retail center support system.

SQM Disaggregation - Analog/Benchmark

SQM LEVEL of Disaggregation	Retail Analog/Benchmark
Aggregate <ul style="list-style-type: none"> • CLEC – Local Carrier Service Center • BellSouth <ul style="list-style-type: none"> - Business Service Center - Residence Service Center 	<ul style="list-style-type: none"> • Parity with Retail

SEEM Measure

SEEM Measure		
No	Tier I	
	Tier II	
	Tier III	

SEEM Disaggregation - Analog/Benchmark

SEEM Disaggregation	SEEM Analog/Benchmark
• Not Applicable	• Not Applicable

O-13: LNP-Percent Rejected Service Requests

Definition

Percent Rejected Service Request is the percent of total Local Service Requests (LSRs) which are rejected due to error or omission. An LSR is considered valid when it is electronically submitted by the CLEC and passes LNP Gateway edit checks to insure the data received is correctly formatted and complete, i.e., fatal rejects are never accepted and, therefore, are not included.

Exclusions

- Service Requests canceled by the CLEC
- Scheduled OSS Maintenance

Business Rules

An LSR is considered “rejected” when it is submitted electronically but does not pass edit checks in the ordering systems (EDI, TAG, LNP Gateway, LAUTO) and is returned to the CLEC without manual intervention.

Fully Mechanized: There are two types of “Rejects” in the Fully Mechanized category:

A **Fatal Reject** occurs when a CLEC attempts to electronically submit an LSR (via EDI or TAG) but required fields are not populated correctly and the request is returned to the CLEC.

Fatal rejects are reported in a separate column, and for informational purposes ONLY. They are not considered in the calculation of the percent of total LSRs rejected or the total number of rejected LSRs.

An **Auto Clarification** is a valid LSR which is electronically submitted (via EDI or TAG), but is rejected from LAUTO because it does not pass further edit checks for order accuracy. Auto Clarifications are returned without manual intervention.

Partially Mechanized: A valid LSR which is electronically submitted (via EDI or TAG), but cannot be processed electronically due to a CLEC error and “falls out” for manual handling. It is then put into “clarification”, and sent back (rejected) to the CLEC.

Total Mechanized: Combination of Fully Mechanized and Partially Mechanized rejects.

Non-Mechanized: A valid LSR which is faxed or mailed to the BellSouth LCSC.

Calculation

LNP-Percent Rejected Service Requests = $(a \div b) \times 100$

- a = Number of Service Requests Rejected in the Reporting Period
- b = Number of Service Requests Received in the Reporting Period

Report Structure

- Fully Mechanized, Partially Mechanized, Total Mechanized, Non-Mechanized
- CLEC Specific
- CLEC Aggregate

Data Retained

Relating to CLEC Experience	Relating to BellSouth Experience
<ul style="list-style-type: none"> • Not Applicable 	<ul style="list-style-type: none"> • Not Applicable

SQM Disaggregation - Analog/Benchmark

SQM LEVEL of Disaggregation	Retail Analog/Benchmark
<ul style="list-style-type: none"> • LNP • UNE Loop w/LNP 	<ul style="list-style-type: none"> • Diagnostic

SEEM Measure

SEEM Measure		
No	Tier I	
	Tier II	
	Tier III	

SEEM Disaggregation - Analog/Benchmark

SEEM Disaggregation	SEEM Analog/Benchmark
• Not Applicable	• Not Applicable

O-14: LNP-Reject Interval Distribution & Average Reject Interval

Definition

Reject Interval is the average reject time from receipt of an LSR to the distribution of a Reject. An LSR is considered valid when it is electronically submitted by the CLEC and passes LNP Gateway edit checks to insure the data received is correctly formatted and complete.

Exclusions

- Service Requests canceled by the CLEC
- Designated Holidays are excluded from the interval calculation.
- LSRs which are identified and classified as “Projects”.
- The following hours for Partially mechanized and Non-mechanized LSRs are excluded from the interval calculation:

Residence Resale Group – Monday through Saturday 7:00PM until 7:00AM
From 7:00 PM Saturday until 7:00 AM Monday

Business Resale, Complex, UNE Groups – Monday through Friday 6:00PM until 8:00AM
From 6:00 PM Friday until 8:00 AM Monday.

The hours excluded will be altered to reflect changes in the Center operating hours. The LCSC will accept faxed LSRs only during posted hours of operation.

The interval will be the amount of time accrued from receipt of the LSR until normal closing of the center if an LSR is worked using overtime hours.

In the case of a Partially Mechanized LSR received and worked after normal business hours, the interval will be set at one (1) minute.

- Scheduled OSS Maintenance

Business Rules

The Reject interval is determined for each rejected LSR processed during the reporting period. The Reject interval is the elapsed time from when BellSouth receives LSR until that LSR is rejected back to the CLEC. Elapsed time for each LSR is accumulated for each reporting dimension. The accumulated time for each reporting dimension is then divided by the associated total number of rejected LSRs to produce the reject interval distribution.

An LSR is considered “rejected” when it is submitted electronically but does not pass edit checks in the ordering systems (EDI, TAG, LNP Gateway, LAUTO) and is returned to the CLEC without manual intervention.

Fully Mechanized: There are two types of “Rejects” in the Fully Mechanized category:

A **Fatal Reject** occurs when a CLEC attempts to electronically submit an LSR but required fields are not populated correctly and the request is returned to the CLEC.

An **Auto Clarification** is a valid LSR which is electronically submitted (via EDI or TAG), but is rejected from LAUTO because it does not pass further edit checks for order accuracy. Auto Clarifications are returned without manual intervention.

Partially Mechanized: A valid LSR which electronically submitted (via EDI or TAG), but cannot be processed electronically due to a CLEC error and “falls out” for manual handling. It is then put into “clarification”, and sent back to the CLEC.

Total Mechanized: Combination of Fully Mechanized and Partially Mechanized rejects.

Non-Mechanized: A valid LSR which is faxed or mailed to the BellSouth LCSC.

Calculation

Reject Interval = (a - b)

- a = Date & Time of Service Request Rejection
- b = Date & Time of Service Request Receipt

Average Reject Interval = (c ÷ d)

- c = Sum of all Reject Intervals
- d = Total Number of Service Requests Rejected in Reporting Period

Reject Interval Distribution = $(e \div f) \times 100$

- e = Service Requests Rejected in reported interval
- f = Total Number of Service Requests Rejected in Reporting Period

Report Structure

Fully Mechanized, Partially Mechanized, Total Mechanized, Non-Mechanized

- CLEC Specific
- CLEC Aggregate
- State, Region
- Fully Mechanized:
 - 0 - ≤ 4 minutes
 - >4 - ≤ 8 minutes
 - >8 - ≤ 12 minutes
 - >12 - ≤ 60 minutes
 - 0 - ≤ 1 hour
 - >1 - ≤ 4 hours
 - >4 - ≤ 8 hours
 - >8 - ≤ 12 hours
 - >12 - ≤ 16 hours
 - >16 - ≤ 20 hours
 - >20 - ≤ 24 hours
 - > 24 hours
- Partially Mechanized:
 - 0 - ≤ 1 hour
 - >1 - ≤ 4 hours
 - >4 - ≤ 8 hours
 - >8 - ≤ 10 hours
 - 0 - ≤ 10 hours
 - >10 - ≤ 18 hours
 - 0 - ≤ 18 hours
 - >18 - ≤ 24 hours
 - > 24 hours
- Non-Mechanized:
 - 0 - ≤ 1 hour
 - >1 - ≤ 4 hours
 - >4 - ≤ 8 hours
 - >8 - ≤ 12 hours
 - >12 - ≤ 16 hours
 - >16 - ≤ 20 hours
 - >20 - ≤ 24 hours
 - 0 - ≤ 24 hours
 - >24 hours
- Average Interval in Days or Hours

Data Retained

Relating to CLEC Experience	Relating to BellSouth Experience
<ul style="list-style-type: none"> • Report Month • Reject Interval • Total Number of LSRs • Total number of Rejects • State and Region 	<ul style="list-style-type: none"> • Not Applicable

SQM Disaggregation - Analog/Benchmark

SQM LEVEL of Disaggregation	Retail Analog/Benchmark
<ul style="list-style-type: none"> • LNP • UNE Loop with LNP 	<ul style="list-style-type: none"> • Mechanized: 97% within 1 Hour • Partially Mechanized: 85% within 24 Hours • Partially Mechanized: 85% within 18 Hours (05/01/01) • Partially Mechanized: 85% within 10 Hours (08/01/01) • Non-Mechanized: 85% within 24 Hours

SEEM Measure

SEEM Measure		
No	Tier I	
	Tier II	
	Tier III	

SEEM Disaggregation - Analog/Benchmark

SEEM Disaggregation	SEEM Analog/Benchmark
<ul style="list-style-type: none"> • Not Applicable 	<ul style="list-style-type: none"> • Not Applicable

O-15: LNP-Firm Order Confirmation Timeliness Interval Distribution & Firm Order Confirmation Average Interval

Definition

Interval for Return of a Firm Order Confirmation (FOC Interval) is the average response time from receipt of a valid LSR to distribution of a firm order confirmation.

Exclusions

- Rejected LSRs
- Designated Holidays are excluded from the interval calculation.
- LSRs which are identified and classified as “Projects”.
- The following hours for Partially Mechanized and Non-mechanized LSRs are excluded from the interval calculation:

Residence Resale Group – Monday through Saturday 7:00PM until 7:00AM

From 7:00 PM Saturday until 7:00 AM Monday.

Business Resale, Complex, UNE Groups – Monday through Friday 6:00PM until 8:00AM

From 6:00 PM Friday until 8:00 AM Monday.

The hours excluded will be altered to reflect changes in the Center operating hours. The LCSC will accept faxed LSRs only during posted hours of operation.

The interval will be the amount of time accrued from receipt of the LSR until normal closing of the center if an LSR is worked using overtime hours.

In the case of a Partially Mechanized LSR received and worked after normal business hours, the interval will be set at one (1) minute.

- Scheduled OSS Maintenance.

Business Rules

- **Fully Mechanized:** The elapsed time from receipt of a valid electronically submitted LSR (date and time stamp in EDI, LENS or TAG) until the LSR is processed, appropriate service orders are generated and a Firm Order Confirmation is returned to the CLEC via EDI, LENS or TAG.
- **Partially Mechanized:** The elapsed time from receipt of a valid electronically submitted LSR (date and time stamp in EDI, LENS, or TAG) which falls out for manual handling until appropriate service orders are issued by a BellSouth service representative via Direct Order Entry (DOE) or Service Order Negotiation Generation System (SONGS) to SOCS and a Firm Order Confirmation is returned to the CLEC via EDI, LENS, or TAG.
- **Total Mechanized:** Combination of Fully Mechanized and Partially Mechanized LSRs which are electronically submitted by the CLEC.
- **Non-Mechanized:** The elapsed time from receipt of a valid paper LSR (date and time stamp of FAX or date and time paper LSRs received in LCSC) until appropriate service orders are issued by a BellSouth service representative via Direct Order Entry (DOE) or Service Order Negotiation Generation System (SONGS) to SOCS and a Firm Order Confirmation is sent to the CLEC via LON.

Calculation

Firm Order Confirmation Interval = (a - b)

- a = Date & Time of Firm Order Confirmation
- b = Date & Time of Service Request Receipt)

Average FOC Interval = (c ÷ d)

- c = Sum of all FOC Intervals
- d = Total Number of Service Requests Confirmed in Reporting Period

FOC Interval Distribution (for each interval) = (e ÷ f) X 100

- e = Service Requests Confirmed in interval
- f = Total Service Requests Confirmed in the Reporting Period

Report Structure

Fully Mechanized, Partially Mechanized, Total Mechanized, Non-Mechanized

- CLEC Specific
- CLEC Aggregate
- State and Region
- Fully Mechanized:
 - 0 - ≤15 minutes
 - >15 - ≤ 30 minutes
 - >30 - ≤ 45 minutes
 - >45 - ≤ 60 minutes
 - >60 - ≤ 90 minutes
 - >90 - ≤ 120 minutes
 - >120 - ≤ 180 minutes
 - 0 - ≤ 3 hours
 - >3 - ≤ 6 hours
 - >6 - ≤ 12 hours
 - >12 - ≤ 24 hours
 - >24 - ≤ 48 hours
 - >48 hours
- Partially Mechanized:
 - 0 - ≤ 4 hours
 - >4 - ≤ 8 hours
 - >8 - ≤ 10 hours
 - 0 - ≤ 10 hours
 - >10 - ≤ 18 hours
 - 0 - ≤ 18 hours
 - >18 - ≤ 24 hours
 - 0 - ≤ 24 hours
 - >24 - ≤ 48 hours
 - > 48 hours
- Non-Mechanized:
 - 0 - ≤ 4 hours
 - >4 - ≤ 8 hours
 - >8 - ≤ 12 hours
 - >12 - ≤ 16 hours
 - >16 - ≤ 20 hours
 - >20 - ≤ 24 hours
 - >24 - ≤ 36 hours
 - 0 - ≤ 36 hours
 - >36 - ≤ 48 hours
 - >48 hours

Data Retained

Relating to CLEC Experience	Relating to BellSouth Experience
Report Month <ul style="list-style-type: none"> • Total Number of LSRs • Total Number of FOCs • State and Region 	<ul style="list-style-type: none"> • Not Applicable

SQM Disaggregation - Analog/Benchmark

SQM LEVEL of Disaggregation	Retail Analog/Benchmark
<ul style="list-style-type: none"> • LNP • UNE Loop with LNP 	<ul style="list-style-type: none"> • Mechanized: 95% within 3 Hours • Partially Mechanized: 85% within 24 Hours • Partially Mechanized: 85% within 18 Hours (05/01/01) • Partially Mechanized: 85% within 10 Hours (08/01/01) • Non-Mechanized: 85% within 36 hours

SEEM Measure

SEEM Measure		
No	Tier I	
	Tier II	
	Tier III	

SEEM Disaggregation - Analog/Benchmark

SEEM Disaggregation	SEEM Analog/Benchmark
<ul style="list-style-type: none"> • Not Applicable 	<ul style="list-style-type: none"> • Not Applicable

Section 3: Provisioning

P-1: Mean Held Order Interval & Distribution Intervals

Definition

When delays occur in completing CLEC orders, the average period that CLEC orders are held for BellSouth reasons, pending a delayed completion, should be no worse for the CLEC when compared to BellSouth delayed orders. Calculation of the interval is the total days orders are held and pending but not completed that have passed the currently committed due date; divided by the total number of held orders. This report is based on orders still pending, held and past their committed due date at the close of the reporting period. The distribution interval is based on the number of orders held and pending but not completed over 15 and 90 days. (Orders reported in the >90 day interval are also included in the >15 day interval.)

Exclusions

- Order Activities of BellSouth or the CLEC associated with internal or administrative use of local services (Record Orders, Listing Orders, Test Orders, etc.)
- Disconnect (D) & From (F) orders
- Orders with appointment code of 'A' for Rural orders.

Business Rules

Mean Held Order Interval: This metric is computed at the close of each report period. The held order interval is established by first identifying all orders, at the close of the reporting interval, that both have not been reported as completed in SOCS and have passed the currently committed due date for the order. For each such order, the number of calendar days between the earliest committed due date on which BellSouth had a company missed appointment and the close of the reporting period is established and represents the held order interval for that particular order. The held order interval is accumulated by the standard groupings, unless otherwise noted, and the reason for the order being held. The total number of days accumulated in a category is then divided by the number of held orders within the same category to produce the mean held order interval. The interval is by calendar days with no exclusions for Holidays or Sundays.

CLEC Specific reporting is by type of held order (facilities, equipment, other), total number of orders held, and the total and average days.

Held Order Distribution Interval: This measure provides data to report total days held and identifies these in categories of >15 days and > 90 days. (Orders counted in >90 days are also included in > 15 days).

Calculation

Mean Held Order Interval = $a \div b$

- a = Sum of held-over-days for all Past Due Orders Held for the reporting period
- b = Number of Past Due Orders Held and Pending But Not Completed and past the committed due date

Held Order Distribution Interval (for each interval) = $(c \div d) \times 100$

- c = # of Orders Held for ≥ 15 days or # of Orders Held for ≥ 90 days
- d = Total # of Past Due Orders Held and Pending But Not Completed)

Report Structure

- CLEC Specific
- CLEC Aggregate
- BellSouth Aggregate
- Circuit Breakout < 10, ≥ 10 (except trunks)

Data Retained

Relating to CLEC Experience	Relating to BellSouth Performance
<ul style="list-style-type: none"> • Report month • CLEC Order Number and PON (PON) • Order Submission Date (TICKET_ID) • Committed Due Date (DD) • Service Type (CLASS_SVC_DESC) • Hold Reason • Total line/circuit count • Geographic Scope <p>Note: Code in parentheses is the corresponding header found in the raw data file.</p>	<ul style="list-style-type: none"> • Report month • BellSouth Order Number • Order Submission Date • Committed Due Date • Service Type • Hold Reason • Total line/circuit count • Geographic Scope

SQM Disaggregation - Analog/Benchmark

SQM LEVEL of Disaggregation	SQM Retail Analog/Benchmark
• Resale Residence	• Retail Residence
• Resale Business	• Retail Business
• Resale Design	• Retail Design
• Resale PBX	• Retail PBX
• Resale Centrex	• Retail Centrex
• Resale ISDN	• Retail ISDN
• LNP (Standalone)	• Retail Residence and Business (POTS)
• INP (Standalone)	• Retail Residence and Business (POTS)
• 2W Analog Loop Design	• Retail Residence and Business Dispatch
• 2W Analog Loop-Non-Design	• Retail Residence and Business - POTS Excluding Switch-Based Orders
• 2W Analog Loop w/LNP - Design	• Retail Residence and Business Dispatch
• 2W Analog Loop w/LNP- Non-Design	• Retail Residence and Business - POTS Excluding Switch-Based Orders
• 2W Analog Loop w/INP-Design	• Retail Residence and Business Dispatch
• 2W Analog Loop w/INP-Non-Design	• Retail Residence and Business - POTS Excluding Switch-Based Orders
• UNE Digital Loop < DS1	• Retail Digital Loop < DS1
• UNE Digital Loop ≥ DS1	• Retail Digital Loop ≥ DS1
• UNE Loop + Port Combinations	• Retail Residence and Business
• UNE Switch Ports	• Retail Residence and Business (POTS)
• UNE Combo Other	• Retail Residence, Business and Design Dispatch
• UNE xDSL (HDSL, ADSL and UCL)	• ADSL Provided to Retail
• UNE ISDN	• Retail ISDN - BRI
• UNE Line Sharing	• ADSL Provided to Retail
• UNE Other Design	• Retail Design
• UNE Other Non-Design	• Retail Residence and Business
• Local Transport (Unbundled Interoffice Transport)	• Retail DS1/DS3 Interoffice
• Local Interconnection Trunks	• Parity with Retail

SEEM Measure

SEEM Measure		
No	Tier I	
	Tier II	
	Tier III	

SEEM Disaggregation - Analog/Benchmark

SEEM Disaggregation	SEEM Analog/Benchmark
<ul style="list-style-type: none"> • Not Applicable 	<ul style="list-style-type: none"> • Not Applicable

P-2: Average Jeopardy Notice Interval & Percentage of Orders Given Jeopardy Notices

Definition

When BellSouth can determine in advance that a committed due date is in jeopardy for facility delay, it will provide advance notice to the CLEC.

The interval is from the date/time the notice is released to the CLEC/BellSouth systems until 5pm on the commitment date of the order. The Percent of Orders is the percentage of orders given jeopardy notices for facility delay in the count of orders confirmed in the report period.

Exclusions

- Orders held for CLEC end user reasons
- Disconnect (D) & From (F) orders
- Non-Dispatch Orders

Business Rules

When BellSouth can determine in advance that a committed due date is in jeopardy for facility delay, it will provide advance notice to the CLEC. The number of committed orders in a report period is the number of orders that have a due date in the reporting period. Jeopardy notices for interconnection trunks results are usually zero as these trunks seldom experience facility delays. The Committed due date is considered the Confirmed due date. This report measures dispatched orders only. If an order is originally sent as non-dispatch and it is determined there is a facility delay, the order is converted to a dispatch code so the facility problem can be corrected. It will remain coded dispatched until completion.

Calculation

Jeopardy Interval = a - b

- a = Date and Time of Jeopardy Notice
- b = Date and Time of Scheduled Due Date on Service Order

Average Jeopardy Interval = c ÷ d

- c = Sum of all jeopardy intervals
- d = Number of Orders Notified of Jeopardy in Reporting Period

Percent of Orders Given Jeopardy Notice = (e ÷ f) X 100

- e = Number of Orders Given Jeopardy Notices in Reporting Period
- f = Number of Orders Confirmed (due) in Reporting Period

Report Structure

- CLEC Specific
- CLEC Aggregate
- BellSouth Aggregate
- Dispatch Orders
- Mechanized Orders
- Non-Mechanized Orders

Data Retained

Relating to CLEC Experience	Relating to BellSouth Performance
<ul style="list-style-type: none"> • Report Month • CLEC Order Number and PON • Date and Time Jeopardy Notice Sent • Committed Due Date • Service Type <p>Note: Code in parentheses is the corresponding header found in the raw data file.</p>	<ul style="list-style-type: none"> • Report Month • BellSouth Order Number • Date and Time Jeopardy Notice Sent • Committed Due Date • Service Type

SQM Disaggregation - Analog/Benchmark

SQM LEVEL of Disaggregation	SQM Retail Analog/Benchmark:
% Orders Given Jeopardy Notice	
• Resale Residence	• Retail Residence
• Resale Business	• Retail Business
• Resale Design	• Retail Design
• Resale PBX	• Retail PBX
• Resale Centrex	• Retail Centrex
• Resale ISDN	• Retail ISDN
• LNP (Standalone)	• Retail Residence and Business (POTS)
• INP (Standalone)	• Retail Residence and Business (POTS)
• 2W Analog Loop Design	• Retail Residence and Business Dispatch
• 2W Analog Loop Non-Design	• Retail Residence and Business - (POTS Excluding Switch-Based Orders)
• 2W Analog Loop w/LNP Design	• Retail Residence and Business Dispatch
• 2W Analog Loop w/LNP Non-Design	• Retail Residence and Business - (POTS Excluding Switch-Based Orders)
• 2W Analog Loop w/INP Design	• Retail Residence and Business Dispatch
• 2W Analog Loop w/INP Non-Design	• Retail Residence and Business (POTS Excluding Switch-Based Orders)
• UNE Digital Loop < DS1	• Retail Digital Loop < DS1
• UNE Digital Loop ≥ DS1	• Retail Digital Loop ≥ DS1
• UNE Loop + Port Combinations	• Retail Business and Residence
• UNE Switch Ports	• Retail Residence and Business (POTS)
• UNE Combo Other	• Retail Residence, Business and Design Dispatch
• UNE xDSL (HDSL, ADSL and UCL)	• ADSL Provided to Retail
• UNE ISDN	• Retail ISDN BRI
• UNE Line Sharing	• ADSL Provided to Retail
• UNE Other Design	• Retail Design
• UNE Other Non -Design	• Retail Residence and Business
• Local Transport (Unbundled Interoffice Transport)	• Retail DS1/DS3 Interoffice
• Local Interconnection Trunks	• Parity with Retail
• Average Jeopardy Notice Interval	• 95% ≥ 48 Hours

SEEM Measure

SEEM Measure		
No	Tier I	
	Tier II	
	Tier III	

SEEM Disaggregation - Analog/Benchmark

SEEM Disaggregation	SEEM Analog/Benchmark
<ul style="list-style-type: none"> • Not Applicable 	<ul style="list-style-type: none"> • Not Applicable

P-3: Percent Missed Installation Appointments

Definition

“Percent missed installation appointments” monitors the reliability of BellSouth commitments with respect to committed due dates to assure that the CLEC can reliably quote expected due dates to their retail customer as compared to BellSouth. This measure is the percentage of total orders processed for which BellSouth is unable to complete the service orders on the committed due dates and reported for Total misses and End User Misses.

Exclusions

- Canceled Service Orders
- Order Activities of BellSouth or the CLEC associated with internal or administrative use of local services (Record Orders, Listing Orders Test Orders, etc.)
- Disconnect (D) & From (F) orders
- End User Misses on Local Interconnection Trunks

Business Rules

Percent Missed Installation Appointments (PMI) is the percentage of orders with completion dates in the reporting period that are past the original committed due date. Missed Appointments caused by end-user reasons will be included and reported separately. The first commitment date on the service order that is a missed appointment is the missed appointment code used for calculation whether it is a BellSouth missed appointment or an End User missed appointment. The “due date” is any time on the confirmed due date. Which means there cannot be a cutoff time for commitments, as certain types of orders are requested to be worked after standard business hours. Also, during Daylight Savings Time, field technicians are scheduled until 9PM in some areas and the customer is offered a greater range of intervals from which to select.

Calculation

$$\text{Percent Missed Installation Appointments} = (a \div b) \times 100$$

- a = Number of Orders with Completion date in Reporting Period past the Original Committed Due Date
- b = Number of Orders Completed in Reporting Period

Report Structure

- CLEC Specific
- CLEC Aggregate
- BellSouth Aggregate
- Report in Categories of <10 lines/circuits ≥ 10 lines/circuits (except trunks)
- Dispatch/No Dispatch

Report Explanation: The difference between End User MA and Total MA is the result of BellSouth caused misses. Here, Total MA is the total percent of orders missed either by BellSouth or CLEC end user. The End User MA represents the percentage of orders missed by the CLEC or their end user.

Data Retained

Relating to CLEC Experience	Relating to BellSouth Performance
<ul style="list-style-type: none"> • Report Month • CLEC Order Number and PON (PON) • Committed Due Date (DD) • Completion Date (CMPLTN DD) • Status Type • Status Notice Date • Standard Order Activity • Geographic Scope <p>Note: Code in parentheses is the corresponding header found in the raw data file.</p>	<ul style="list-style-type: none"> • Report Month • BellSouth Order Number • Committed Due Date (DD) • Completion Date (CMPLTN DD) • Status Type • Status Notice Date • Standard Order Activity • Geographic Scope

SQM Disaggregation - Analog/Benchmark

SQM LEVEL of Disaggregation	SQM Retail Analog/Benchmark
• Resale Residence	• Retail Residence
• Resale Business	• Retail Business
• Resale Design	• Retail Design
• Resale PBX	• Retail PBX
• Resale Centrex	• Retail Centrex
• Resale ISDN	• Retail ISDN
• LNP (Standalone)	• Retail Residence and Business (POTS)
• INP (Standalone)	• Retail Residence and Business (POTS)
• 2W Analog Loop Design	• Retail Residence and Business Dispatch
• 2W Analog Loop Non-Design - Dispatch - Non-Dispatch (Dispatch In)	• Retail Residence and Business - (POTS Excluding Switch-Based Orders) - Dispatch - Non-Dispatch (Dispatch In)
• 2W Analog Loop w/LNP Design	• Retail Residence and Business Dispatch
• 2W Analog Loop w/LNP Non-Design - Dispatch - Non-Dispatch (Dispatch In)	• Retail Residence and Business - (POTS Excluding Switch-Based Orders) - Dispatch - Non-Dispatch (Dispatch In)
• 2W Analog Loop w/INP Design	• Retail Residence and Business Dispatch
• 2W Analog Loop w/INP Non-Design - Dispatch - Non-Dispatch (Dispatch In)	• Retail Residence and Business (POTS Excluding Switch-Based Orders) - Dispatch - Non-Dispatch (Dispatch In)
• UNE Digital Loop < DS1	• Retail Digital Loop < DS1
• UNE Digital Loop ≥ DS1	• Retail Digital Loop ≥ DS1
• UNE Loop + Port Combinations - Dispatch Out - Non-Dispatch - Dispatch In - Switch-Based	• Retail Residence and Business - Dispatch Out - Non-Dispatch - Dispatch In - Switch-Based
• UNE Switch Ports	• Retail Residence and Business (POTS)
• UNE Combo Other - Dispatch - Non-Dispatch (Dispatch In)	• Retail Residence, Business and Design Dispatch (Including Dispatch Out and Dispatch In) - Dispatch - Non-Dispatch (Dispatch In)
• UNE xDSL (HDSL, ADSL and UCL)	• ADSL Provided to Retail
• UNE ISDN	• Retail ISDN - BRI
• UNE Line Sharing	• ADSL Provided to Retail
• UNE Other Design	• Retail Design
• UNE Other Non - Design	• Retail Residence and Business
• Local Transport (Unbundled Interoffice Transport)	• Retail DS1/DS3 Interoffice
• Local Interconnection Trunks	• Parity with Retail

SEEM Measure

SEEM Measure		
Yes	Tier I	X
	Tier II	X
	Tier III	X

SEEM Disaggregation - Analog/Benchmark

SEEM Disaggregation	SEEM Analog/Benchmark
• Resale POTS	• Retail Residence and Business (POTS)
• Resale Design	• Retail Design
• UNE Loop + Port Combinations	• Retail Residence and Business
• UNE Loops	• Retail Residence and Business Dispatch
• UNE xDSL	• ADSL Provided to Retail
• UNE Line Sharing	• ADSL Provided to Retail
• Local Interconnection Trunks	• Parity with Retail

P-4: Average Completion Interval (OCI) & Order Completion Interval Distribution

Definition

The “average completion interval” measure monitors the interval of time it takes BellSouth to provide service for the CLEC or its own customers. The “Order Completion Interval Distribution” provides the percentages of orders completed within certain time periods. This report measures how well BellSouth meets the interval offered to customers on service orders.

Exclusions

- Canceled Service Orders
- Order Activities of BellSouth or the CLEC associated with internal or administrative use of local services (Record Orders, Listing Orders, Test Orders, etc.)
- Disconnect (D&F) orders (Except “D” orders associated with LNP Standalone)
- “L” Appointment coded orders (where the customer has requested a later than offered interval)

Business Rules

The actual completion interval is determined for each order processed during the reporting period. The completion interval is the elapsed time from when BellSouth issues a FOC or SOCS date time stamp receipt of an order from the CLEC to BellSouth’s actual order completion date. This includes all delays for BellSouth’s CLEC/End Users. The clock starts when a valid order number is assigned by SOCS and stops when the technician or system completes the order in SOCS. Elapsed time for each order is accumulated for each reporting dimension. The accumulated time for each reporting dimension is then divided by the associated total number of orders completed. Orders that are worked on zero due dates are calculated with a .33-day interval (8 hours) in order to report a portion of a day interval. These orders are issued and worked/completed on the same day. They can be either flow through orders (no field work-non-dispatched) or field orders (dispatched).

The interval breakout for UNE and Design is: 0-5 = 0-4.99, 5-10 = 5-9.99, 10-15 = 10-14.99, 15-20 = 15- 19.99, 20-25 = 20-24.99, 25-30 = 25-29.99, $\geq 30 = 30$ and greater.

Calculation

Completion Interval = (a - b)

- a = Completion Date
- b = Order Issue Date

Average Completion Interval = (c \div d)

- c = Sum of all Completion Intervals
- d = Count of Orders Completed in Reporting Period

Order Completion Interval Distribution (for each interval) = (e \div f) X 100

- e = Service Orders Completed in “X” days
- f = Total Service Orders Completed in Reporting Period

Report Structure

- CLEC Specific
- CLEC Aggregate
- BellSouth Aggregate
- Dispatch / No Dispatch categories applicable to all levels except trunks
- Residence & Business reported in day intervals = 0,1,3,4,5,5+
- UNE and Design reported in day intervals = 0-5,5-10,10-15,15-20,20-25,25-30, ≥ 30
- All Levels are reported <10 line/circuits; ≥ 10 line/circuits (except trunks)
- ISDN Orders included in Non-Design

Data Retained

Relating to CLEC Experience	Relating to BellSouth Performance
<ul style="list-style-type: none"> • Report Month • CLEC Company Name • Order Number (PON) • Application Date & Time (TICKET_ID) • Completion Date (CMLPTN_DT) • Service Type (CLASS_SVC_DESC) • Geographic Scope <p>Note: Code in parentheses is the corresponding header found in the raw data file.</p>	<ul style="list-style-type: none"> • Report Month • BellSouth Order Number • Application Date & Time • Order Completion Date & Time • Service Type • Geographic Scope

SQM Disaggregation - Analog/Benchmark

SQM LEVEL of Disaggregation	SQM Retail Analog/Benchmark
• Resale Residence	• Retail Residence
• Resale Business	• Retail Business
• Resale Design	• Retail Design
• Resale PBX	• Retail PBX
• Resale Centrex	• Retail Centrex
• Resale ISDN	• Retail ISDN
• LNP (Standalone)	• Retail Residence and Business (POTS)
• INP (Standalone)	• Retail Residence and Business (POTS)
• 2W Analog Loop Design	• Retail Residence and Business Dispatch
• 2W Analog Loop Non-Design <ul style="list-style-type: none"> - Dispatch - Non-Dispatch (Dispatch In) 	• Retail Residence and Business - (POTS Excluding Switch-Based Orders) <ul style="list-style-type: none"> - Dispatch - Non-Dispatch (Dispatch In)
• 2W Analog Loop w/LNP Design	• Retail Residence and Business Dispatch
• 2W Analog Loop w/LNP Non-Design <ul style="list-style-type: none"> - Dispatch - Non-Dispatch (Dispatch In) 	• Retail Residence and Business - (POTS Excluding Switch-Based Orders) <ul style="list-style-type: none"> - Dispatch - Non-Dispatch (Dispatch In)
• 2W Analog Loop w/INP Design	• Retail Residence and Business Dispatch
• 2W Analog Loop w/INP Non-Design <ul style="list-style-type: none"> - Dispatch - Non-Dispatch (Dispatch In) 	• Retail Residence and Business - (POTS Excluding Switch-Based Orders) <ul style="list-style-type: none"> - Dispatch - Non-Dispatch (Dispatch In)
• UNE Digital Loop < DS1	• Retail Digital Loop < DS1
• UNE Digital Loop ≥ DS1	• Retail Digital Loop ≥ DS1
• UNE Loop + Port Combinations <ul style="list-style-type: none"> - Dispatch Out - Non-Dispatch - Dispatch In - Switch-Based 	• Retail Residence and Business <ul style="list-style-type: none"> - Dispatch Out - Non-Dispatch - Dispatch In - Switch-Based
• UNE Switch Ports	• Retail Residence and Business (POTS)

SQM LEVEL of Disaggregation	SQM Retail Analog/Benchmark
<ul style="list-style-type: none"> • UNE Combo Other <ul style="list-style-type: none"> - Dispatch - Non-Dispatch (Dispatch In) 	<ul style="list-style-type: none"> • Retail Residence, Business and Design Dispatch (Including Dispatch Out and Dispatch In) <ul style="list-style-type: none"> - Dispatch - Non-Dispatch (Dispatch In)
• UNE xDSL (HDSL, ADSL and UCL) without conditioning	• 7 Days
• UNE xDSL (HDSL, ADSL and UCL) with conditioning	• 14 Days
• UNE ISDN	• Retail ISDN BRI
• UNE Line Sharing	• ADSL Provided to Retail
• UNE Other Design	• Retail Design
• UNE Other Non-Design	• Retail Residence and Business
• Local Transport (Unbundled Interoffice Transport)	• Retail DS1/DS3 Interoffice
• Local Interconnection Trunks	• Parity with Retail

SEEM Measure

SEEM Measure		
Yes	Tier I	X
	Tier II	X
	Tier III	X

SEEM Disaggregation - Analog/Benchmark

SEEM Disaggregation	SEEM Analog/Benchmark
• Resale POTS	• Retail Residence and Business (POTS)
• Resale Design	• Retail Design
• UNE Loop + Port Combinations	• Retail Residence and Business
• UNE Loops	• Retail Residence and Business Dispatch
• UNE xDSL without conditioning	• 7 Days
• UNE xDSL with conditioning	• 14 Days
• UNE Line Sharing	• ADSL Provided to Retail
• Local Interconnection Trunks	• Parity with Retail

P-5: Average Completion Notice Interval

Definitions

The Completion Notice Interval is the elapsed time between the BellSouth reported completion of work and the issuance of a valid completion notice to the CLEC.

Exclusions

- Cancelled Service Orders
- Order Activities of BellSouth or the CLEC associated with internal or administrative use of local services (Record Orders, Listing Orders, Test Orders, etc.)
- D&F orders (Exception: "D" orders associated with LNP Standalone)

Business Rules

Measurement on interval of completion date and time entered by a field technician on dispatched orders, and 5PM start time on the due date for non-dispatched orders; to the release of a notice to the CLEC/BellSouth of the completion status. The field technician notifies the CLEC the work was complete and then he/she enters the completion time stamp information in his/her computer. This information switches through to the SOCS systems either completing the order or rejecting the order to the Work Management Center (WMC). If the completion is rejected, it is manually corrected and then completed by the WMC. The notice is returned on each individual order.

The start time for all orders is the completion stamp either by the field technician or the 5PM due date stamp; the end time for mechanized orders is the time stamp the notice was transmitted to the CLEC interface (LENS, EDI, OR TAG). For non-mechanized orders the end timestamp will be timestamp of order update to C-SOTS system.

Calculation

Completion Notice Interval = (a - b)

- a = Date and Time of Notice of Completion
- b = Date and Time of Work Completion

Average Completion Notice Interval = c ÷ d

- c = Sum of all Completion Notice Intervals
- d = Number of Orders with Notice of Completion in Reporting Period

Report Structure

- CLEC Specific
- CLEC Aggregate
- BellSouth Aggregate
- Mechanized Orders
- Non-Mechanized Orders
- Reporting intervals in Hours; 0,1-2,2-4,4-8,8-12,12-24, ≥ 24 plus Overall Average Hour Interval (The categories are inclusive of these time intervals: 0-1 = 0.99; 1-2 = 1-1.99; 2-4 = 2-3.99, etc.)
- Reported in categories of <10 line / circuits; ≥ 10 line/circuits (except trunks)

Data Retained

Relating to CLEC Experience	Relating to BellSouth Performance
<ul style="list-style-type: none"> • Report Month • CLEC Order Number (so_nbr) • Work Completion Date (cmpltn_dt) • Work Completion Time • Completion Notice Availability Date • Completion Notice Availability Time • Service Type • Geographic Scope <p>Note: Code in parentheses is the corresponding header found in the raw data file.</p>	<ul style="list-style-type: none"> • Report Month • BellSouth Order Number (so_nbr) • Work Completion Date (cmpltn_dt) • Work Completion Time • Completion Notice Availability Date • Completion Notice Availability Time • Service Type • Geographic Scope <p>NOTE: Code in parentheses is the corresponding header found in the raw data file.</p>

SQM Disaggregation - Analog/Benchmark

SQM LEVEL of Disaggregation	SQM Retail Analog/Benchmark
• Resale Residence	• Retail Residence
• Resale Business	• Retail Business
• Resale Design	• Retail Design
• Resale PBX	• Retail PBX
• Resale Centrex	• Retail Centrex
• Resale ISDN	• Retail ISDN
• LNP (Standalone)	• Retail Residence and Business (POTS)
• INP (Standalone)	• Retail Residence and Business (POTS)
• 2W Analog Loop Design	• Retail Residence and Business Dispatch
• 2W Analog Loop Non-Design - Dispatch - Non-Dispatch (Dispatch In)	• Retail Residence and Business - (POTS Excluding Switch-Based Orders) - Dispatch - Non-Dispatch (Dispatch In)
• 2W Analog Loop w/LNP Design	• Retail Residence and Business Dispatch
• 2W Analog Loop w/LNP Non-Design - Dispatch - Non-Dispatch (Dispatch In)	• Retail Residence and Business - (POTS Excluding Switch-Based Orders) - Dispatch - Non-Dispatch (Dispatch In)
• 2W Analog Loop w/INP Design	• Retail Residence and Business Dispatch
• 2W Analog Loop w/INP Non-Design - Dispatch - Non-Dispatch (Dispatch In)	• Retail Residence and Business (POTS Excluding Switch-Based Orders) - Dispatch - Non-Dispatch (Dispatch In)
• UNE Digital Loop < DS1	• Retail Digital Loop < DS1
• UNE Digital Loop ≥ DS1	• Retail Digital Loop ≥ DS1
• UNE Loop + Port Combinations - Dispatch Out - Non-Dispatch - Dispatch In - Switch-Based	• Retail Residence and Business - Dispatch Out - Non-Dispatch - Dispatch In - Switch-Based
• UNE Switch Ports	• Retail Residence and Business (POTS)

SQM LEVEL of Disaggregation	SQM Retail Analog/Benchmark
<ul style="list-style-type: none"> • UNE Combo Other <ul style="list-style-type: none"> - Dispatch - Non-Dispatch (Dispatch In) 	<ul style="list-style-type: none"> • Retail Residence, Business and Design Dispatch (Including Dispatch Out and Dispatch In) <ul style="list-style-type: none"> - Dispatch - Non-Dispatch (Dispatch In)
<ul style="list-style-type: none"> • UNE xDSL (HDSL, ADSL and UCL) 	<ul style="list-style-type: none"> • ADSL Provided to Retail
<ul style="list-style-type: none"> • UNE ISDN 	<ul style="list-style-type: none"> • Retail ISDN BRI
<ul style="list-style-type: none"> • UNE Line Sharing 	<ul style="list-style-type: none"> • ADSL Provided to Retail
<ul style="list-style-type: none"> • UNE Other Design 	<ul style="list-style-type: none"> • Retail Design
<ul style="list-style-type: none"> • UNE Other Non-Design 	<ul style="list-style-type: none"> • Retail Residence and Business
<ul style="list-style-type: none"> • Local Transport (Unbundled Interoffice Transport) 	<ul style="list-style-type: none"> • Retail DS1/DS3 Interoffice
<ul style="list-style-type: none"> • Local Interconnection Trunks 	<ul style="list-style-type: none"> • Parity with Retail

SEEM Measure

SEEM Measure		
No	Tier I	
	Tier II	
	Tier III	

SEEM Disaggregation - Analog/Benchmark

SEEM Disaggregation	SEEM Analog/Benchmark
<ul style="list-style-type: none"> • Not Applicable 	<ul style="list-style-type: none"> • Not Applicable

P-6: % Completions/Attempts without Notice or < 24 hours Notice

Definition

This Report measures the interval from the FOC end timestamp on the LSR until 5:00 P.M. on the original committed due date of a service order. The purpose of this measure is to report if BellSouth is returning a FOC to the CLEC in time for the CLEC to notify their customer of the scheduled date.

Exclusions

“0” dated orders or any request where the subscriber requested an earlier due date of < 24 hours prior to the original commitment date, or any LSR received < 24 hours prior to the original commitment date.

Business Rules

For CLEC Results:

Calculation would exclude any successful or unsuccessful service delivery where the CLEC was informed at least 24 hours in advance. BellSouth may also exclude from calculation any LSRs received from the requesting CLEC with less than 24 hour notice prior to the commitment date.

For BellSouth Results:

BellSouth does not provide a FOC to its retail customers.

Calculation

Percent Completions or Attempts without Notice or with Less Than 24 Hours Notice = $(a \div b) \times 100$

- a = Completion Dispatches (Successful and Unsuccessful) With No FOC or FOC Received < 24 Hours of original Committed Due Date
- b = All Completions

Report Structure

- CLEC Specific
- CLEC Aggregate
- Dispatch /Non-Dispatch
- Total Orders FOC < 24 Hours
- Total Completed Service Orders
- % FOC < 24 Hours

Data Retained

Relating to CLEC Experience	Relating to BellSouth Performance
<ul style="list-style-type: none"> • Committed Due Date (DD) • FOC End Timestamp • Report Month • CLEC Order Number and PON • Geographic Scope <ul style="list-style-type: none"> - State / Region 	<ul style="list-style-type: none"> • Not Applicable

SQM Disaggregation - Analog/Benchmark

SQM LEVEL of Disaggregation	Retail Analog/Benchmark
<ul style="list-style-type: none"> • Resale Residence • Resale Business • Resale Design • Resale PBX • Resale Centrex • Resale ISDN • LNP (Standalone) • INP (Standalone) • 2W Analog Loop Design • 2W Analog Loop-Non-Design • 2W Analog Loop w/LNP - Design • 2W Analog Loop w/LNP- Non-Design • 2W Analog Loop w/INP-Design • 2W Analog Loop w/INP-Non-Design • UNE Digital Loop < DS1 • UNE Digital Loop >=DS1 • UNE Loop + Port Combinations • UNE Switch ports • UNE Combo Other • UNE xDSL (HDSL, ADSL and UCL) • UNE ISDN • UNE Line Sharing • UNE Other Design • UNE Other Non -Design • Local Transport (Unbundled Interoffice Transport) • Local Interconnection Trunks 	<ul style="list-style-type: none"> • Diagnostic

P-6: % Completions/Attempts without Notice or < 24 hours Notice

SEEM Measure

SEEM Measure		
No	Tier I	
	Tier II	
	Tier III	

SEEM Disaggregation - Analog/Benchmark

SEEM Disaggregation	SEEM Analog/Benchmark
<ul style="list-style-type: none"> • Not Applicable 	<ul style="list-style-type: none"> • Not Applicable

P-7: Coordinated Customer Conversions Interval

Definition

This report measures the average time it takes BellSouth to disconnect an unbundled loop from the BellSouth switch and cross connect it to CLEC equipment. This measurement applies to service orders with INP and with LNP, and where the CLEC has requested BellSouth to provide a coordinated cut over.

Exclusions

- Any order canceled by the CLEC will be excluded from this measurement.
- Delays due to CLEC following disconnection of the unbundled loop
- Unbundled Loops where there is no existing subscriber loop and loops where coordination is not requested.

Business Rules

When the service order includes INP, the interval includes the total time for the cut over including the translation time to place the line back in service on the ported line. When the service order includes LNP, the interval only includes the total time for the cut over (the port of the number is controlled by the CLEC). The interval is calculated for the entire cut over time for the service order and then divided by items worked in that time to give the average per-item interval for each service order.

Calculation

Coordinated Customer Conversions Interval = (a - b)

- a = Completion Date and Time for Cross Connection of a Coordinated Unbundled Loop
- b = Disconnection Date and Time of an Coordinated Unbundled Loop

Percent Coordinated Customer Conversions (for each interval) = (c ÷ d) X 100

- c = Total number of Coordinated Customer Conversions for each interval
- d = Total Number of Unbundled Loop with Coordinated Conversions (items) for the reporting period

Report Structure

- CLEC Specific
- CLEC Aggregate
- The interval breakout is 0-5 = 0-4.99, 5-15 = 5-14.99, ≥15 = 15 and greater, plus Overall Average Interval.

Data Retained

Relating to CLEC Experience	Relating to BellSouth Experience
<ul style="list-style-type: none"> • Report Month • CLEC Order Number • Committed Due Date (DD) • Service Type (CLASS_SVC_DESC) • Cut over Start Time • Cut over Completion Time • Portability Start and Completion Times (INP orders) • Total Conversions (Items) <p>Note: Code in parentheses is the corresponding header found in the raw data file.</p>	<ul style="list-style-type: none"> • No BellSouth Analog Exists

SQM Disaggregation - Analog/Benchmark

SQM LEVEL of Disaggregation	SQM Retail Analog/Benchmark
<ul style="list-style-type: none"> • Unbundled Loops with INP/LNP • Unbundled Loops without INP/LNP 	<ul style="list-style-type: none"> • 95% ≤ 15 minutes

SEEM Measure

SEEM Measure		
Yes	Tier I	X
	Tier II	X
	Tier III	

SEEM Disaggregation - Analog/Benchmark

SEEM Disaggregation	SEEM Analog/Benchmark
<ul style="list-style-type: none"> Unbundled Loops 	<ul style="list-style-type: none"> 95% ≤ 15 minutes

P-7A: Coordinated Customer Conversions – Hot Cut Timeliness% Within Interval and Average Interval

Definition

This category measures whether BellSouth begins the cut over of an unbundled loop on a coordinated and/or a time specific order at the CLEC requested start time. It measures the percentage of orders where the cut begins within 15 minutes of the requested start time of the order and the average interval.

Exclusions

- Any order canceled by the CLEC will be excluded from this measurement.
- Delays caused by the CLEC
- Unbundled Loops where there is no existing subscriber loop and loops where coordination is not requested.
- All unbundled loops on multiple loop orders after the first loop.

Business Rules

This report measures whether BellSouth begins the cut over of an unbundled loop on a coordinated and/or a time specific order at the CLEC requested start time. The cut is considered on time if it starts 15 minutes before or after the requested start time. Using the scheduled time and the actual cut over start time, the measurement will calculate the percent within interval and the average interval. If a cut involves multiple lines, the cut will be considered “on time” if the first line is cut within the interval. ≤ 15 minutes includes intervals that began 15:00 minutes or less before the scheduled cut time and cuts that began 15 minutes or less after the scheduled cut time; >15 minutes, ≤ 30 minutes includes cuts within 15:00 – 30:00 minutes either prior to or after the scheduled cut time; >30 minutes includes cuts greater than 30:00 minutes either prior to or after the scheduled cut time.

Calculation

$$\% \text{ within Interval} = (a \div b) \times 100$$

- a = Total Number of Coordinated Unbundled Loop Orders for the interval
- b = Total Number of Coordinated Unbundled Loop Orders for the reporting period

$$\text{Interval} = (c - d)$$

- c = Scheduled Time for Cross Connection of a Coordinated Unbundled Loop Order
- d = Actual Start Date and Time of a Coordinated Unbundled Loop Order

$$\text{Average Interval} = (e \div f)$$

- Sum of all Intervals
- Total Number of Coordinated Unbundled Loop Orders for the reporting period.

Report Structure

- CLEC Specific
- CLEC Aggregate
Reported in intervals of early, on time and late cuts $\% \leq 15$ minutes; $\% >15$ minutes, ≤ 30 minutes; $\% >30$ minutes, plus Overall Average Interval

Data Retained

Relating to CLEC Experience	Relating to BellSouth Experience
<ul style="list-style-type: none"> • Report Month • CLEC Order Number (so_nbr) • Committed Due Date (DD) • Service Type (CLASS_SVC_DESC) • Cut over Scheduled Start Time • Cut over Actual Start Time • Total Conversions Orders <p>Note: Code in parentheses is the corresponding header found in the raw data file.</p>	<ul style="list-style-type: none"> • No BellSouth Analog exists

SQM Disaggregation - Analog/Benchmark

SQM LEVEL of Disaggregation	SQM Retail Analog/Benchmark
<ul style="list-style-type: none"> • Product Reporting Level <ul style="list-style-type: none"> - SL1 Time Specific - SL1 Non-Time Specific - SL2 Time Specific - SL2 Non-Time Specific 	<ul style="list-style-type: none"> • 95% Within + or – 15 minutes of Scheduled Start Time

SEEM Measure

SEEM Measure		
Yes	Tier I	X
	Tier II	X
	Tier III	

SEEM Disaggregation - Analog/Benchmark

SEEM Disaggregation	SEEM Analog/Benchmark
<ul style="list-style-type: none"> - UNE Loops 	<ul style="list-style-type: none"> • 95% Within + or – 15 minutes of Scheduled Start time

P-7B: Coordinated Customer Conversions – Average Recovery Time

Definition

Measures the time between notification and resolution by BellSouth of a service outage found that can be isolated to the BellSouth side of the network. The time between notification and resolution by BellSouth must be measured to ensure that CLEC customers do not experience unjustifiable lengthy service outages during a Coordinated Customer Conversion. This report measures outages associated with Coordinated Customer Conversions prior to service order completion.

Exclusions

- Cut overs where service outages are due to CLEC caused reasons
- Cut overs where service outages are due to end-user caused reasons

Business Rules

Measures the outage duration time related to Coordinated Customer Conversions from the initial trouble notification until the trouble has been restored and the CLEC has been notified. The duration time is defined as the time from the initial trouble notification until the trouble has been restored and the CLEC has been notified. The interval is calculated on the total outage time for the circuits divided by the total number of outages restored during the report period to give the average outage duration.

Calculation

Recovery Time = (a - b)

- a = Date & Time That Trouble is Closed by CLEC
- b = Date & Time Initial Trouble is Opened with BellSouth

Average Recovery Time = (c ÷ d)

- c = Sum of all the Recovery Times
- d = Number of Troubles Referred to the BellSouth

Report Structure

- CLEC Specific
- CLEC Aggregate

Data Retained

Relating to CLEC Experience	Relating to BellSouth Experience
<ul style="list-style-type: none"> • Report Month • CLEC Company Name • CLEC Order Number (so_nbr) • Committed Due Date (DD) • Service Type (CLASS_SVC_DESC) • CLEC Acceptance Conflict (CLEC_CONFLICT) • CLEC Conflict Resolved (CLEC_RESOLVE) • CLEC Conflict MFC (CLEC_CONFLICT_MFC) • Total Conversion Orders <p>Note: Code in parentheses is the corresponding header found in the raw data file.</p>	<ul style="list-style-type: none"> • None

SQM Disaggregation - Analog/Benchmark

SQM LEVEL of Disaggregation	Retail Analog/Benchmark
<ul style="list-style-type: none"> • Unbundled Loops with INP/LNP • Unbundled Loops without INP/LNP 	<ul style="list-style-type: none"> • Diagnostic

SEEM Measure

SEEM Measure		
No	Tier I	
	Tier II	
	Tier III	

SEEM Disaggregation - Analog/Benchmark

SEEM Disaggregation	SEEM Analog/Benchmark
• Not Applicable	• Not Applicable

P-7C: Hot Cut Conversions - % Provisioning Troubles Received Within 7 days of a completed Service Order

Definition

Percent Provisioning Troubles received within 7 days of a completed service order associated with a Coordinated and Non-Coordinated Customer Conversion. Measures the quality and accuracy of Hot Cut Conversion Activities.

Exclusions

- Any order canceled by the CLEC
- Troubles caused by Customer Provided Equipment

Business Rules

Measures the quality and accuracy of completed service orders associated with Coordinated and Non-Coordinated Hot Cut Conversions. The first trouble report received on a circuit ID within 7 days following a service order completion is counted in this measure. Subsequent trouble reports are measured in Repeat Report Rate. Reports are calculated searching in the prior report period for completed Coordinated and Non-Coordinated Hot Cut Conversion service orders and following 7 days after the completion of the service order for a trouble report issue date.

Calculation

% Provisioning Troubles within 7 days of service order completion = $(a \div b) \times 100$

- a = The sum of all Hot Cut Circuits with a trouble within 7 days following service order(s) completion
- b = The total number of Hot Cut service order circuits completed in the previous report calendar month

Report Structure

- CLEC Specific
- CLEC Aggregate
- Dispatch/Non-Dispatch

Data Retained

Relating to CLEC Experience	Relating to BellSouth Experience
<ul style="list-style-type: none"> • Report Month • CLEC Order Number (so_nbr) • PON • Order Submission Date (TICKET_ID) • Order Submission Time (TICKET_ID) • Status Type • Status Notice Date • Standard Order Activity • Geographic Scope • Total Conversion Circuits <p>Note: Code in parentheses is the corresponding header found in the raw data file.</p>	<ul style="list-style-type: none"> • No BellSouth Analog exists

SQM Disaggregation - Analog/Benchmark

SQM LEVEL of Disaggregation	SQM Retail Analog/Benchmark
<ul style="list-style-type: none"> • UNE Loop Design • UNE Loop Non-Design 	<ul style="list-style-type: none"> • ≤ 5%

SEEM Measure

SEEM Measure		
Yes	Tier I	X
	Tier II	X
	Tier III	

SEEM Disaggregation - Analog/Benchmark

SEEM Disaggregation	SEEM Analog/Benchmark
<ul style="list-style-type: none"> • UNE Loops 	<ul style="list-style-type: none"> • ≤ 5%

P-8: Cooperative Acceptance Testing - % of xDSL Loops Tested

Definition

The loop will be considered cooperatively tested when the BellSouth technician places a call to the CLEC representative to initiate cooperative testing and jointly performs the tests with the CLEC.

Exclusions

- Testing failures due to CLEC (incorrect contact number, CLEC not ready, etc.)
- xDSL lines with no request for cooperative testing

Business Rules

When a BellSouth technician finishes delivering an order for an xDSL loop where the CLEC order calls for cooperative testing at the customer's premise, the BellSouth technician is to call a toll free number to the CLEC testing center. The BellSouth technician and the CLEC representative at the center then test the line. As an example of the type of testing performed, the testing center may ask the technician to put a short on the line so that the center can run a test to see if it can identify the short.

Calculation

Cooperative Acceptance Testing - % of xDSL Loops Tested = $(a \div b) \times 100$

- a = Total number of successful xDSL cooperative tests for xDSL lines where cooperative testing was requested in the reporting period
- b = Total Number of xDSL line tests requested by the CLEC and scheduled in the reporting period

Report Structure

- CLEC Specific
- CLEC Aggregate
- Type of Loop tested

Data Retained

Relating to CLEC Experience	Relating to BellSouth Experience
<ul style="list-style-type: none"> • Report Month • CLEC Company Name (OCN) • CLEC Order Number (so_nbr) and PON (PON) • Committed Due Date (DD) • Service Type (CLASS_SVC_DESC) • Acceptance Testing Completed (ACCEPT_TESTING) • Acceptance Testing Declined (ACCEPT_TESTING) • Total xDSL Orders <p>Note: Code in parentheses is the corresponding header found in the raw data file.</p>	<ul style="list-style-type: none"> • No BellSouth analog exists

SQM Disaggregation - Analog/Benchmark

SQM LEVEL of Disaggregation:	Retail Analog/Benchmark:
<ul style="list-style-type: none"> • UNE xDSL <ul style="list-style-type: none"> - ADSL - HDSL - UCL - OTHER 	<ul style="list-style-type: none"> • 95% of Lines Tested

SEEM Measure

SEEM Measure		
Yes	Tier I	X
	Tier II	X
	Tier III	

SEEM Disaggregation - Analog/Benchmark

SEEM Disaggregation:	SEEM Analog/Benchmark:
<ul style="list-style-type: none"> • UNE xDSL 	<ul style="list-style-type: none"> • 95% of Lines Tested

P-9: % Provisioning Troubles within 30 days of Service Order Completion

Definition

Percent Provisioning Troubles within 30 days of Service Order Completion measures the quality and accuracy of Service order activities.

Exclusions

- Canceled Service Orders
- Order Activities of BellSouth or the CLEC associated with internal or administrative use of local services (Record Orders, Listing Orders, Test Orders, etc.)
- D & F orders
- Trouble reports caused and closed out to Customer Provided Equipment (CPE)

Business Rules

Measures the quality and accuracy of completed orders. The first trouble report from a service order after completion is counted in this measure. Subsequent trouble reports are measured in Repeat Report Rate. Reports are calculated searching in the prior report period for completed service orders and following 30 days after completion of the service order for a trouble report issue date.

D & F orders are excluded as there is no subsequent activity following a disconnect.

Note: Standalone LNP historical data is not available in the maintenance systems (LMOS or WFA).

Calculation

% Provisioning Troubles within 30 days of Service Order Activity = $(a \div b) \times 100$

- a = Trouble reports on all completed orders 30 days following service order(s) completion
- b = All Service Orders completed in the previous report calendar month

Report Structure

- CLEC Specific
- CLEC Aggregate
- BellSouth Aggregate
- Reported in categories of <10 line/circuits; ≥ 10 line/circuits (except trunks)
- Dispatch / No Dispatch (except trunks)

Data Retained

Relating to CLEC Experience	Relating to BellSouth Experience
<ul style="list-style-type: none"> • Report Month • CLEC Order Number and PON • Order Submission Date (TICKET_ID) • Order Submission Time (TICKET_ID) • Status Type • Status Notice Date • Standard Order Activity • Geographic Scope <p>Note: Code in parentheses is the corresponding header found in the raw data file.</p>	<ul style="list-style-type: none"> • Report Month • BellSouth Order Number • Order Submission Date • Order Submission Time • Status Type • Status Notice Date • Standard Order Activity • Geographic Scope

SQM Disaggregation - Analog/Benchmark

SQM LEVEL of Disaggregation	Retail Analog/Benchmark
<ul style="list-style-type: none"> • Resale Residence 	<ul style="list-style-type: none"> • Retail Residence

SQM LEVEL of Disaggregation	Retail Analog/Benchmark
• Resale Business	• Retail business
• Resale Design	• Retail Design
• Resale PBX	• Retail PBX
• Resale Centrex	• Retail Centrex
• Resale ISDN	• Retail ISDN
• 2W Analog Loop Design	• Retail Residence and Business Dispatch
• 2W Analog Loop Non-Design - Dispatch - Non-Dispatch (Dispatch In)	• Retail Residence and Business - (POTS Excluding Switch-Based Orders) - Dispatch - Non-Dispatch (Dispatch In)
• 2W Analog Loop w/LNP Design	• Retail Residence and Business Dispatch
• 2W Analog Loop w/LNP Non-Design - Dispatch - Non-Dispatch (Dispatch In)	• Retail Residence and Business - (POTS Excluding Switch-Based Orders) - Dispatch - Non-Dispatch (Dispatch In)
• 2W Analog Loop w/INP Design	• Retail Residence and Business Dispatch
• 2W Analog Loop w/INP Non-Design - Dispatch - Non-Dispatch (Dispatch In)	• Retail Residence and Business (POTS - Excluding Switch-Based Orders) - Dispatch - Non-Dispatch (Dispatch In)
• UNE Digital Loop < DS1	• Retail Digital Loop < DS1
• UNE Digital Loop ≥ DS1	• Retail Digital Loop ≥ DS1
• UNE xDSL (HDSL, ADSL and UCL)	• ADSL provided to Retail
• UNE ISDN	• Retail ISDN BRI
• UNE Line Sharing	• ADSL Provided to Retail
• INP (Standalone)	• Retail Residence and Business (POTS)
• LNP (Standalone)	• Retail Residence and Business (POTS)
• UNE Loop + Port Combinations - Dispatch Out - Non-Dispatch - Dispatch In - Switch-Based	• Retail Residence and Business - Dispatch Out - Non-Dispatch - Dispatch In - Switch-Based
• UNE Switch Ports	• Retail Residence and Business (POTS)
• UNE Combo Other - Dispatch - Non-Dispatch (Dispatch In)	• Retail Residence, Business and Design Dispatch (Including Dispatch Out and Dispatch In) - Dispatch - Non-Dispatch (Dispatch In)
• Local Transport (Unbundled Interoffice Transport)	• Retail DS1/DS3 Interoffice
• UNE Other Non -Design	• Retail Residence and Business
• UNE Other Design	• Retail Design
• Local Interconnection Trunks	• Parity with Retail

P-9: % Provisioning Troubles within 30 days of Service Order Completion

SEEM Measure

SEEM Measure		
Yes	Tier I	X
	Tier II	X
	Tier III	

SEEM Disaggregation - Analog/Benchmark

SEEM Disaggregation	SEEM Analog/Benchmark
• Resale POTS	• Retail Residence and Business (POTS)
• Resale Design	• Retail Design
• UNE Loop + Port Combinations	• Retail Residence and Business
• UNE Loops	• Retail Residence and Business Dispatch
• UNE xDSL	• ADSL Provided to Retail
• UNE Line Sharing	• ADSL Provided to Retail
• Local Interconnection Trunks	• Parity with Retail

P-10: Total Service Order Cycle Time (TSOCT)

Definition

This report measures the total service order cycle time from receipt of a valid service order request to the return of a completion notice to the CLEC Interface.

Exclusions

- Canceled Service Orders
- Order Activities of BellSouth or the CLEC associated with internal or administrative use of local services (Record Orders, Listing Orders, Test Orders, etc.)
- D (Disconnect - Except "D" orders associated with LNP Standalone.) and F (From) orders. (From is disconnect side of a move order when the customer moves to a new address).
- "L" Appointment coded orders (where the customer has requested a later than offered interval)
- Orders with CLEC/Subscriber caused delays or CLEC/Subscriber requested due date changes.

Business Rules

The interval is determined for each order processed during the reporting period. This measurement combines three reports: FOC Timeliness, Average Order Completion Interval and Average Completion Notice Interval. For UNE XDSL Loop, this measurement combines Service Inquiry Interval (SI), FOC Timeliness, Average Completion Interval, and Average Completion Notice Interval.

This interval starts with the receipt of a valid service order request and stops when a completion notice is sent to the CLEC Interface (LENS, TAG OR EDI) and the BellSouth Legacy Systems. Elapsed time for each order is accumulated for each reporting dimension. The accumulated time for each reporting dimension is then divided by the associated total number of orders completed. Orders that are worked on zero due dates are calculated with a .33 day interval (8 hours) in order to report a portion of a day interval. These orders are issued and worked/completed on same day. They can be either flow through orders (no field work-non-dispatched) or field orders (dispatched).

Reporting is by Fully Mechanized, Partially Mechanized and Non-Mechanized receipt of LSRs.

Calculation

Total Service Order Cycle Time = (a - b)

- a = Service Order Completion Notice Date
- b = Service Request Receipt Date

Average Total Service Order Cycle Time = (c ÷ d)

- c = Sum of all Total Service Order Cycle Times
- d = Total Number Service Orders Completed in Reporting Period

Total Service Order Cycle Time Interval Distribution (for each interval) = (e ÷ f) X 100

- e = Total Number of Service Requests Completed in "X" minutes/hours
- f = Total Number of Service Requests Received in Reporting Period

Report Structure

- CLEC Specific
- CLEC Aggregate
- BellSouth Aggregate
- Fully Mechanized; Partially Mechanized; Non-Mechanized
- Report in categories of <10 line/circuits; ≥ 10 line/circuits (except trunks)
- Dispatch / No Dispatch categories applicable to all levels except trunks
- Intervals 0-5, 5-10, 10-15, 15-20, 20-25, 25-30, ≥ 30 Days. The interval breakout is: 0-5 = 0-4.99, 5-10 = 5-9.99, 10-15 = 10-14.99, 15-20 = 15-19.99, 20-25 = 20-24.99, 25-30 = 25-29.99, ≥ 30 = 30 and greater.

Data Retained

Relating to CLEC Experience	Relating to BellSouth Experience
<ul style="list-style-type: none"> • Report Month • Interval for FOC • CLEC Company Name (OCN) • Order Number (PON) • Submission Date & Time (TICKET_ID) • Completion Date (CMPLTN_DT) • Completion Notice Date and Time • Service Type (CLASS_SVC_DESC) • Geographic Scope <p>Note: Code in parentheses is the corresponding header found in the raw data file</p>	<ul style="list-style-type: none"> • Report Month • BellSouth Order Number • Order Submission Date & Time • Order Completion Date & Time • Service Type • Geographic Scope

SQM Disaggregation - Analog/Benchmark

SQM LEVEL of Disaggregation	Retail Analog/Benchmark
<ul style="list-style-type: none"> • Resale Residence • Resale Business • Resale Design • Resale PBX • Resale Centrex • Resale ISDN • LNP (Standalone) • INP (Standalone) • 2W Analog Loop Design • 2W Analog Loop Non-Design • 2W Analog Loop w/LNP Design • 2W Analog Loop w/LNP Non-Design • UNE Switch Ports • UNE Loop + Port Combinations • UNE Combo Other • UNE xDSL (HDSL, ADSL and UCL) • UNE ISDN • UNE Line Sharing • UNE Other Design • UNE Other Non -Design • UNE Digital Loops < DS1 • UNE Digital Loops ≥ DS1 • Local Transport (Unbundled Interoffice Trans port) • Local Interconnection Trunks 	<ul style="list-style-type: none"> • Diagnostic

SEEM Measure

SEEM Measure		
No	Tier I	
	Tier II	
	Tier III	

SEEM Disaggregation - Analog/Benchmark

SEEM Disaggregation	SEEM Analog/Benchmark
• Not Applicable	• Not Applicable

P-11: Service Order Accuracy

Definition

The “service order accuracy” measurement measures the accuracy and completeness of a sample of BellSouth service orders by comparing what was ordered and what was completed.

Exclusions

- Cancelled Service Orders
- Order Activities of BellSouth or the CLEC associated with internal or administrative use of local services (Record Orders, Listing Orders, Test Orders, etc.)
- D & F orders

Business Rules

A statistically valid sample of service orders, completed during a monthly reporting period, is compared to the original account profile and the order that the CLEC sent to BellSouth. An order is “completed without error” if all service attributes and account detail changes (as determined by comparing the original order) completely and accurately reflect the activity specified on the original order and any supplemental CLEC order. For both small and large sample sizes, when a Service Request cannot be matched with a corresponding Service Order, it will not be counted. For small sample sizes an effort will be made to replace the service request.

Calculation

Percent Service Order Accuracy = $(a \div b) \times 100$

- a = Orders Completed without Error
- b = Orders Completed in Reporting Period

Report Structure

- CLEC Aggregate
- Reported in categories of <10 line/circuits; > = 10 line/circuits
- Dispatch / No Dispatch

Data Retained

Relating to CLEC Experience	Relating to BellSouth Experience
<ul style="list-style-type: none"> • Report Month • CLEC Order Number and PON • Local Service Request (LSR) • Order Submission Date • Committed Due Date • Service Type • Standard Order Activity 	<ul style="list-style-type: none"> • No BellSouth Analog Exist

SQM Disaggregation - Analog/Benchmark

SQM LEVEL of Disaggregation	Retail Analog/Benchmark:
<ul style="list-style-type: none"> • Resale Residence • Resale Business • Resale Design (Specials) • UNE Specials (Design) • UNE (Non-Design) • Local Interconnection Trunks 	<ul style="list-style-type: none"> • 95% Accurate

SEEM Measure

SEEM Measure		
No	Tier I	
	Tier II	
	Tier III	

SEEM Disaggregation - Analog/Benchmark

SEEM Disaggregation:	SEEM Analog/Benchmark:
• Not Applicable	• Not Applicable

P-12: LNP-Percent Missed Installation Appointments

Definition

“Percent missed installation appointments” monitors the reliability of BellSouth commitments with respect to committed due dates to assure that CLECs can reliably quote expected due dates to their retail customer as compared to BellSouth. This measure is the percentage of total orders processed for which BellSouth is unable to complete the service orders on the committed due dates and reported for total misses and End User Misses.

Exclusions

- Canceled Service Orders
- Order Activities of BellSouth or the CLEC associated with internal or administrative use of local services (Record Orders, Listing Orders, Test Orders, etc.) where identifiable

Business Rules

Percent Missed Installation Appointments (PMI) is the percentage of total orders processed for which BellSouth is unable to complete the service orders on the committed due dates. Missed Appointments caused by end-user reasons will be included and reported in a separate category. The first commitment date on the service order that is a missed appointment is the missed appointment code used for calculation whether it is a BellSouth missed appointment or an End User missed appointment. The “due date” is any time on the confirmed due date, which means there cannot be a cutoff time for commitments as certain types of orders are requested to be worked after standard business hours.

Calculation

$$\text{LNP Percent Missed Installation Appointments} = (a \div b) \times 100$$

- a = Number of Orders with Completion date in Reporting Period past the Original Committed Due Date
- b = Number of Orders Completed in Reporting Period

Report Structure

- CLEC Specific
- CLEC Aggregate
- Geographic Scope
 - State/Region
- Report in Categories of <10 lines/circuits ≥ 10 lines/circuits (except trunks)

Report explanation: Total Missed Appointments is the total percent of orders missed either by BellSouth or the CLEC end user. End User MA represents the percentage of orders missed by the CLEC end user. The difference between End User Missed Appointments and Total Missed Appointments is the result of BellSouth caused misses.

Data Retained

Relating to CLEC Experience	Relating to BellSouth Experience
<ul style="list-style-type: none"> • Report Month • CLEC Order Number and PON (PON) • Committed Due Date (DD) • Completion Date (CMPLTN DD) • Status Type • Status Notice Date • Standard Order Activity • Geographic Scope <p>Note: Code in parentheses is the corresponding header found in the raw data file.</p>	<ul style="list-style-type: none"> • Not Applicable

SQM Disaggregation - Analog/Benchmark

SQM LEVEL of Disaggregation	SQM Retail Analog/Benchmark
• LNP	• Retail Residence and Business (POTS)

SEEM Measure

SEEM Measure		
Yes	Tier I	X
	Tier II	X
	Tier III	

SEEM Disaggregation - Analog/Benchmark

SEEM Disaggregation	SEEM Analog/Benchmark
• LNP	• 95% Due Dates Met ^a

^aDue to data structure issues, BellSouth is using a benchmark comparison for SEEM rather than the Truncated Z as stated in the Order.

P-13: LNP-Average Disconnect Timeliness Interval & Disconnect Timeliness Interval Distribution

Definition

Disconnect Timeliness is defined as the interval between the time ESI Number Manager receives the valid 'Number Ported' message from NPAC (signifying the CLEC 'Activate') until the time the Disconnect is completed in the Central Office switch. This interval effectively measures BellSouth responsiveness by isolating it from impacts that are caused by CLEC related activities.

Exclusions

- Canceled Service Orders
- Order Activities of BellSouth or the CLEC associated with internal or administrative use of local services (Record Orders, Listing Orders, Test Orders, etc.) where identifiable.

Business Rules

The Disconnect Timeliness interval is determined for each telephone number ported associated with a disconnect service order processed on an LSR during the reporting period. The Disconnect Timeliness interval is the elapsed time from when BellSouth receives a valid 'Number Ported' message in ESI Number Manager (signifying the CLEC 'Activate') for each telephone number ported until each telephone number on the service order is disconnected in the Central Office switch. Elapsed time for each ported telephone number is accumulated for each reporting dimension. The accumulated time for each reporting dimension is then divided by the total number of selected telephone numbers disconnected in the reporting period.

Calculation

Disconnect Timeliness Interval = (a - b)

- a = Completion Date and Time in Central Office switch for each number on disconnect order
- b = Valid 'Number Ported' message received date & time

Average Disconnect Timeliness Interval = (c ÷ d)

- c = Sum of all Disconnect Timeliness Intervals
- d = Total Number of disconnected numbers completed in reporting period

Disconnect Timeliness Interval Distribution (for each interval) = (e ÷ f) X 100

- e = Disconnected numbers completed in "X" days
- f = Total disconnect numbers completed in reporting period

Report Structure

- CLEC Specific
- CLEC Aggregate
- Geographic Scope
 - State, Region

Data Retained

Relating to CLEC Experience	Relating to BellSouth Experience
<ul style="list-style-type: none"> • Order Number • Telephone Number / Circuit Number • Committed Due Date • Receipt Date / Time (ESI Number Manager) • Date/Time of Recent Change Notice 	<ul style="list-style-type: none"> • Not Applicable

SQM Disaggregation - Analog/Benchmark

SQM LEVEL of Disaggregation:	SQM Retail Analog/Benchmark:
• LNP	• 95% within 15 Minutes

SEEM Measure

SEEM Measure		
Yes	Tier I	X
	Tier II	X
	Tier III	

SEEM Disaggregation - Analog/Benchmark

SEEM Disaggregation	SEEM Analog/Benchmark
• LNP Standalone	• 95% within 15 Minutes

P-14: LNP-Total Service Order Cycle Time (TSOCT)

Definition

Total Service Order Cycle Time measures the interval from receipt of a valid service order request to the completion of the final service order associated with that service request.

Exclusions

- Canceled Service Orders
- Order Activities of BellSouth or the CLEC associated with internal or administrative use of local services (Record Orders, Listing Orders, Test Orders, etc.) where identifiable
- "L" appointment coded orders (indicating the customer has requested a later than offered interval)
- "S" missed appointment coded orders (indicating subscriber missed appointments), except for "SP" codes (indicating subscriber prior due date requested). This would include "S" codes assigned to subsequent due date changes.

Business Rules

The interval is determined for each order processed during the reporting period. This measurement combines three reports: FOC Timeliness, Average Order Completion Interval and Average Completion Notice Interval.

This interval starts with the receipt of a valid service order request and stops when a completion notice is sent to the CLEC Interface (LENS, TAG OR EDI). Elapsed time for each order is accumulated for each reporting dimension. The accumulated time for each reporting dimension is then divided by the associated total number of orders completed. Orders that are worked on zero due dates are calculated with a .33 day interval (8 hours) in order to report a portion of a day interval. These orders are issued and worked/completed on the same day.

Reporting is by Fully Mechanized, Partially Mechanized and Non-Mechanized receipt of LSRs.

Calculation

Total Service Order Cycle Time = (a - b)

- a = Service Order Completion Notice Date
- b = Service Request Receipt Date

Average Total Service Order Cycle Time = (c ÷ d)

- c = Sum of all Total Service Order Cycle Times
- d = Total Number Service Orders Completed in Reporting Period

Total Service Order Cycle Time Interval Distribution (for each interval) = (e ÷ f) X 100

- e = Total Number of Service Orders Completed in "X" minutes/hours
- f = Total Number of Service Orders Received in Reporting Period

Report Structure

- CLEC Specific
- CLEC Aggregate
- Fully Mechanized; Partially Mechanized; Non-Mechanized
- Report in categories of <10 lines/circuits; ≥lines/circuits (except trunks)
- Intervals 0-5, 5-10, 10-15, 15-20, 20-25, 25-30, ≥ 30 Days. The interval breakout is: 0-5 = 0-4.99, 5-10 = 5-9.99, 10-15 = 10-14.99, 15-20 = 15-19.99, 20-25 = 20-24.99, 25-30 = 25-29.99, ≥ 30 = 30 and greater.

Data Retained

Relating to CLEC Experience	Relating to BellSouth Experience
<ul style="list-style-type: none"> • Report Month • Interval for FOC • CLEC Company Name (OCN) • Order Number (PON) • Submission Date & Time (TICKET_ID) • Completion Date (CMPLTN_DT) • Completion Notice Date and Time • Service Type (CLASS_SVC_DESC) • Geographic Scope <p>Note: Code in parentheses is the corresponding header found in the raw data file</p>	<ul style="list-style-type: none"> • Not Applicable

SQM Disaggregation - Analog/Benchmark

SQM Level of Disaggregation	Retail Analog/Benchmark
<ul style="list-style-type: none"> • LNP 	<ul style="list-style-type: none"> • Diagnostic

SEEM Measure

SEEM Measure		
No	Tier I	
	Tier II	
	Tier III	

SEEM Disaggregation - Analog/Benchmark

SEEM Disaggregation	SEEM Analog/Benchmark
<ul style="list-style-type: none"> • Not Applicable 	<ul style="list-style-type: none"> • Not Applicable

Section 4: Maintenance & Repair

M&R-1: Missed Repair Appointments

Definition

The percent of trouble reports not cleared by the committed date and time.

Exclusions

- Trouble tickets canceled at the CLEC request.
- BellSouth trouble reports associated with internal or administrative service.
- Customer Provided Equipment (CPE) troubles or CLEC Equipment Trouble.

Business Rules

The negotiated commitment date and time is established when the repair report is received. The cleared time is the date and time that BellSouth personnel clear the trouble and closes the trouble report in his/her Computer Access Terminal (CAT) or workstation. If this is after the Commitment time, the report is flagged as a “Missed Commitment” or a missed repair appointment. When the data for this measure is collected for BellSouth and a CLEC, it can be used to compare the percentage of the time repair appointments are missed due to BellSouth reasons. (No access reports are not part of this measure because they are not a missed appointment.)

Note: Appointment intervals vary with force availability in the POTS environment. Specials and Trunk intervals are standard interval appointments of no greater than 24 hours. Standalone LNP historical data is not available in the maintenance systems (LMOS or WFA).

Calculation

$$\text{Percentage of Missed Repair Appointments} = (a \div b) \times 100$$

- a = Count of Customer Troubles Not Cleared by the Quoted Commitment Date and Time
- b = Total Trouble reports closed in Reporting Period

Report Structure

- Dispatch / Non-Dispatch
- CLEC Specific
- CLEC Aggregate
- BellSouth Aggregate

Data Retained

Relating to CLEC Experience	Relating to BellSouth Performance
<ul style="list-style-type: none"> • Report month • CLEC Company Name • Submission Date & Time (TICKET_ID) • Completion Date (CMPLTN_DT) • Service Type (CLASS_SVC_DESC) • Disposition and Cause (CAUSE_CD & CAUSE_DESC) • Geographic Scope <p>Note: Code in parentheses is the corresponding header found in the raw data file.</p>	<ul style="list-style-type: none"> • Report month • BellSouth Company Code • Submission Date & Time • Completion Date • Service Type • Disposition and Cause (Non-Design /Non-Special Only) • Trouble Code (Design and Trunking Services) • Geographic Scope

SQM Disaggregation - Retail Analog/Benchmark

SQM Level of Disaggregation	SQM Retail Analog/Benchmark
• Resale Residence	• Retail Residence
• Resale Business	• Retail business
• Resale Design	• Retail Design
• Resale PBX	• Retail PBX
• Resale Centrex	• Retail Centrex
• Resale ISDN	• Retail ISDN
• LNP (Standalone) (Not Available in Maintenance)	• Not Applicable
• 2W Analog Loop Design	• Retail Residence & Business Dispatch
• 2W Analog Loop Non – Design	• Retail Residence & Business (POTS) (Exclusion of Switch-Based Feature Troubles)
• UNE Loop + Port Combinations	• Retail Residence & Business
• UNE Switch Ports	• Retail Residence & Business (POTS)
• UNE Combo Other	• Retail Residence, Business and Design Dispatch
• UNE xDSL (HDSL, ADSL and UCL)	• ADSL Provided to Retail
• UNE ISDN	• Retail ISDN – BRI
• UNE Line Sharing	• ADSL Provided to Retail
• UNE Other Design	• Retail Design
• UNE Other Non – Design	• Retail Residence & Business
• Local Interconnection Trunks	• Parity with Retail
• Local Transport (Unbundled Interoffice Transport)	• Retail DS1/DS3 Interoffice

SEEM Measure

SEEM Measure		
Yes	Tier I	X
	Tier II	X
	Tier III	X

SEEM Disaggregation - Analog/Benchmark

SEEM Disaggregation	SEEM Analog/Benchmark
• Resale POTS	• Retail Residence and Business (POTS)
• Resale Design	• Retail Design
• UNE Loop + Port Combinations	• Retail Residence and Business
• UNE Loops	• Retail Residence and Business Dispatch
• UNE xDSL	• ADSL Provided to Retail
• UNE Line Sharing	• ADSL Provided to Retail
• Local Interconnection Trunks	• Parity with Retail

M&R-2: Customer Trouble Report Rate

Definition

Percent of initial and repeated customer direct or referred troubles reported within a calendar month per 100 lines/circuits in service.

Exclusions

- Trouble tickets canceled at the CLEC request.
- BellSouth trouble reports associated with internal or administrative service.
- Customer Provided Equipment (CPE) troubles or CLEC Equipment Trouble.

Business Rules

Customer Trouble Report Rate is computed by accumulating the number of maintenance initial and repeated trouble reports during the reporting period. The resulting number of trouble reports are divided by the total “number of service” lines, ports or combination that exist for the CLECs and BellSouth respectively at the end of the report month.

Calculation

Customer Trouble Report Rate = $(a \div b) \times 100$

- a = Count of Initial and Repeated Trouble Reports closed in the Current Period
- b = Number of Service Access Lines in service at End of the Report Period

Report Structure

- Dispatch / Non-Dispatch
- CLEC Specific
- CLEC Aggregate
- BellSouth Aggregate

Data Retained

Relating to CLEC Experience	Relating to BellSouth Performance
<ul style="list-style-type: none"> • Report Month • CLEC Company Name • Ticket Submission Date & Time (TICKET_ID) • Ticket Completion Date (CMLPTN_DT) • Service Type (CLASS_SVC_DESC) • Disposition and Cause (CAUSE_CD & CAUSE_DESC) • # Service Access Lines in Service at the end of period • Geographic Scope <p>Note: Code in parentheses is the corresponding header found in the raw data file.</p>	<ul style="list-style-type: none"> • Report Month • BellSouth Company Code • Ticket Submission Date & Time • Ticket Completion Date • Service Type • Disposition and Cause (Non-Design /Non-Special Only) • Trouble Code (Design and Trunking Services) • # Service Access Lines in Service at the end of period • Geographic Scope

SQM Disaggregation - Analog/Benchmark

SQM Level of Disaggregation	SQM Analog/Benchmark
• Resale Residence	• Retail Residence
• Resale Business	• Retail Business
• Resale Design	• Retail Design
• Resale PBX	• Retail PBX
• Resale Centrex	• Retail Centrex
• Resale ISDN	• Retail ISDN
• LNP (Standalone) (Not Available in Maintenance)	• Not Applicable

SQM Level of Disaggregation	SQM Analog/Benchmark
• 2W Analog Loop Design	• Retail Residence & Business Dispatch
• 2W Analog Loop Non – Design	• Retail Residence & Business (POTS) (Exclusion of Switch-Based Feature Troubles)
• UNE Loop + Port Combinations	• Retail Residence & Business
• UNE Switch Ports	• Retail Residence & Business (POTS)
• UNE Combo Other	• Retail Residence, Business and Design Dispatch
• UNE xDSL (HDSL, ADSL and UCL)	• ADSL Provided to Retail
• UNE ISDN	• Retail ISDN – BRI
• UNE Line Sharing	• ADSL Provided to Retail
• UNE Other Design	• Retail Design
• UNE Other Non – Design	• Retail Residence & Business
• Local Interconnection Trunks	• Parity with Retail
• Local Transport (Unbundled Interoffice Transport)	• Retail DS1/DS3 Interoffice

SEEM Measure

SEEM Measure		
Yes	Tier I	X
	Tier II	X
	Tier III	

SEEM Disaggregation - Analog/Benchmark

SEEM Disaggregation	SEEM Analog/Benchmark
• Resale POTS	• Retail Residence and Business (POTS)
• Resale Design	• Retail Design
• UNE Loop + Port Combinations	• Retail Residence and Business
• UNE Loops	• Retail Residence and Business Dispatch
• UNE xDSL	• ADSL Provided to Retail
• UNE Line Sharing	• ADSL Provided to Retail
• Local Interconnection Trunks	• Parity with Retail

M&R-3: Maintenance Average Duration

Definition

The Average duration of Customer Trouble Reports from the receipt of the Customer Trouble Report to the time the trouble report is cleared.

Exclusions

- Trouble tickets canceled at the CLEC request.
- BellSouth trouble reports associated with internal or administrative service.
- Customer Provided Equipment (CPE) troubles or CLEC Equipment Trouble.

Business Rules

For Average Duration the clock starts on the date and time of the receipt of a correct repair request. The clock stops on the date and time the service is restored and the BellSouth or CLEC customer is notified (when the technician completes the trouble ticket on his/her CAT or work systems).

Calculation

Maintenance Duration = (a - b)

- a = Date and Time of Service Restoration
- b = Date and Time Trouble Ticket was Opened

Average Maintenance Duration = (c ÷ d)

- c = Total of all maintenance durations in the reporting period
- d = Total Closed Troubles in the reporting period

Report Structure

- Dispatch / Non-Dispatch
- CLEC Specific
- CLEC Aggregate
- BellSouth Aggregate

Data Retained

Relating to CLEC Experience:	Relating to BellSouth Performance:
<ul style="list-style-type: none"> • Report Month • Total Tickets (LINE_NBR) • CLEC Company Name • Ticket Submission Date & Time (TICKET_ID) • Ticket Completion Date (CMPLTN_DT) • Service Type (CLASS_SVC_DESC) • Disposition and Cause (CAUSE_CD & CAUSE_DESC) • Geographic Scope <p>Note: Code in parentheses is the corresponding header found in the raw data file.</p>	<ul style="list-style-type: none"> • Report Month • Total Tickets • BellSouth Company Code • Ticket Submission Date • Ticket Submission Time • Ticket Completion Date • Ticket Completion Time • Total Duration Time • Service Type • Disposition and Cause (Non-Design /Non-Special Only) • Trouble Code (Design and Trunking Services) • Geographic Scope

SQM Disaggregation - Analog/Benchmark

SQM Level of Disaggregation	SQM Analog/Benchmark
<ul style="list-style-type: none"> • Resale Residence 	<ul style="list-style-type: none"> • Retail Residence
<ul style="list-style-type: none"> • Resale Business 	<ul style="list-style-type: none"> • Retail Business

SQM Level of Disaggregation	SQM Analog/Benchmark
• Resale Design	• Retail Design
• Resale PBX	• Retail PBX
• Resale Centrex	• Retail Centrex
• Resale ISDN	• Retail ISDN
• LNP (Standalone) (Not Available in Maintenance)	• Not Applicable
• 2W Analog Loop Design	• Retail Residence & Business Dispatch
• 2W Analog Loop Non – Design	• Retail Residence & Business (POTS) (Exclusion of Switch-Based Feature Troubles)
• UNE Loop + Port Combinations	• Retail Residence & Business
• UNE Switch Ports	• Retail Residence & Business (POTS)
• UNE Combo Other	• Retail Residence, Business and Design Dispatch
• UNE xDSL (HDSL, ADSL and UCL)	• ADSL Provided to Retail
• UNE ISDN	• Retail ISDN – BRI
• UNE Line Sharing	• ADSL Provided to Retail
• UNE Other Design	• Retail Design
• UNE Other Non – Design	• Retail Residence & Business
• Local Interconnection Trunks	• Parity with Retail
• Local Transport (Unbundled Interoffice Transport)	• Retail DS1/DS3 Interoffice

SEEM Measure

SEEM Measure		
Yes	Tier I	X
	Tier II	X
	Tier III	

SEEM Disaggregation - Analog/Benchmark

SEEM Disaggregation	SEEM Analog/Benchmark
• Resale POTS	• Retail Residence and Business (POTS)
• Resale Design	• Retail Design
• UNE Loop + Port Combinations	• Retail Residence and Business
• UNE Loops	• Retail Residence and Business Dispatch
• UNE xDSL	• ADSL Provided to Retail
• UNE Line Sharing	• ADSL Provided to Retail
• Local Interconnection Trunks	• Parity with Retail

M&R-4: Percent Repeat Troubles within 30 Days

Definition

Closed trouble reports on the same line/circuit as a previous trouble report received within 30 calendar days as a percent of total troubles closed reported

Exclusions

- Trouble tickets canceled at the CLEC request.
- BellSouth trouble reports associated with internal or administrative service.
- Customer Provided Equipment (CPE) troubles or CLEC Equipment Trouble.

Business Rules

Includes Customer trouble reports received within 30 days of an original Customer trouble report

Calculation

Percent Repeat Troubles within 30 Days = $(a \div b) \times 100$

- a = Count of closed Customer Troubles where more than one trouble report was logged for the same service line within a continuous 30 days
- b = Total Trouble Reports Closed in Reporting Period

Report Structure

- Dispatch / Non-Dispatch
- CLEC Specific
- CLEC Aggregate
- BellSouth Aggregate

Data Retained

Relating to CLEC Experience	Relating to BellSouth Performance
<ul style="list-style-type: none"> • Report Month • Total Tickets (LINE_NBR) • CLEC Company Name • Ticket Submission Date & Time (TICKET_ID) • Ticket Completion Date (CMPLTN_DT) • Total and Percent Repeat Trouble Reports within 30 Days (TOT_REPEAT) • Service Type • Disposition and Cause (CAUSE_CD & CAUSE_DESC) • Geographic Scope <p>Note: Code in parentheses is the corresponding header found in the raw data file.</p>	<ul style="list-style-type: none"> • Report Month • Total Tickets • BellSouth Company Code • Ticket Submission Date • Ticket Submission Time • Ticket Completion Date • Ticket Completion Time • Total and Percent Repeat Trouble Reports within 30 Days • Service Type • Disposition and Cause (Non-Design /Non-Special Only) • Trouble Code (Design and Trunking Services) • Geographic Scope

SQM Disaggregation - Analog/Benchmark

SQM Level of Disaggregation	SQM Analog/Benchmark
• Resale Residence	• Retail Residence
• Resale Business	• Retail Business
• Resale Design	• Retail Design
• Resale PBX	• Retail PBX
• Resale Centrex	• Retail Centrex

SQM Level of Disaggregation	SQM Analog/Benchmark
• Resale ISDN	• Retail ISDN
• LNP (Standalone) (Not Available in Maintenance)	• Not Applicable
• 2W Analog Loop Design	• Retail Residence & Business Dispatch
• 2W Analog Loop Non – Design	• Retail Residence & Business (POTS) (Exclusion of Switch-Based Feature Troubles)
• UNE Loop + Port Combinations	• Retail Residence & Business
• UNE Switch Ports	• Retail Residence and Business (POTS)
• UNE Combo Other	• Retail Residence, Business & Design Dispatch
• UNE xDSL (HDSL, ADSL and UCL)	• ADSL Provided to Retail
• UNE ISDN	• Retail ISDN – BRI
• UNE Line Sharing	• ADSL Provided to Retail
• UNE Other Design	• Retail Design
• UNE Other Non – Design	• Retail Residence & Business
• Local Interconnection Trunks	• Parity with Retail
• Local Transport (Unbundled Interoffice Transport)	• Retail DS1/DS3 Interoffice

SEEM Measure

SEEM Measure		
Yes	Tier I	X
	Tier II	X
	Tier III	

SEEM Disaggregation - Analog/Benchmark

SEEM Disaggregation	SEEM Analog/Benchmark
• Resale POTS	• Retail Residence and Business (POTS)
• Resale Design	• Retail Design
• UNE Loop + Port Combinations	• Retail Residence and Business
• UNE Loops	• Retail Residence and Business Dispatch
• UNE xDSL	• ADSL Provided to Retail
• UNE Line Sharing	• ADSL Provided to Retail
• Local Interconnection Trunks	• Parity with Retail

M&R-5: Out of Service (OOS) > 24 Hours

Definition

For Out of Service Troubles (no dial tone, cannot be called or cannot call out) the percentage of Total OOS Troubles cleared in excess of 24 hours. (All design services are considered to be out of service).

Exclusions

- Trouble Reports canceled at the CLEC request
- BellSouth Trouble Reports associated with administrative service
- Customer Provided Equipment (CPE) Troubles or CLEC Equipment Troubles.

Business Rules

Customer Trouble reports that are out of service and cleared in excess of 24 hours. The clock begins when the trouble report is created in LMOS/WFA and the trouble is counted if the elapsed time exceeds 24 hours.

Calculation

Out of Service (OOS) > 24 hours = $(a \div b) \times 100$

- a = Total Cleared Troubles OOS > 24 Hours
- b = Total OOS Troubles in Reporting Period

Report Structure

- Dispatch / Non - Dispatch
- CLEC Specific
- BellSouth Aggregate
- CLEC Aggregate

Data Retained

Relating to CLEC Experience	Relating to BellSouth Experience
<ul style="list-style-type: none"> • Report Month • Total Tickets • CLEC Company Name • Ticket Submission Date & Time (TICKET_ID) • Ticket Completion Date (CMPLTN_DT) • Percentage of Customer Troubles out of • Service > 24 Hours (OOS>24_FLAG) • Service type (CLASS_SVC_DESC) • Disposition and Cause (CAUSE_CD & CAUSE-DESC) • Geographic Scope <p>Note: Code in parentheses is the corresponding header found in the raw data file.</p>	<ul style="list-style-type: none"> • Report Month • Total Tickets • BellSouth Company Code • Ticket Submission Date • Ticket Submission time • Ticket Completion Date • Ticket Completion Time • Percent of Customer Troubles out of Service > 24 Hours • Service type • Disposition and Cause (Non-Design/Non-Special only) • Trouble Code (Design and Trunking Services) • Geographic Scope

SQM Disaggregation - Analog/Benchmark

SQM Level of Disaggregation	SQM Analog/Benchmark
• Resale Residence	• Retail Residence
• Resale Business	• Retail Business
• Resale Design	• Retail Design
• Resale PBX	• Retail PBX
• Resale Centrex	• Retail Centrex

SQM Level of Disaggregation	SQM Analog/Benchmark
• Resale ISDN	• Retail ISDN
• LNP (Standalone) (Not Available in Maintenance)	• Not Applicable
• 2W Analog Loop Design	• Retail Residence & Business Dispatch
• 2W Analog Loop Non – Design	• Retail Residence & Business (POTS) (Exclusion of Switch-Based Feature Troubles)
• UNE Loop + Port Combinations	• Retail Residence & Business
• UNE Switch Ports	• Retail Residence & Business (POTS)
• UNE Combo Other	• Retail Residence, Business and Design Dispatch
• UNE xDSL (HDSL, ADSL and UCL)	• ADSL Provided to Retail
• UNE ISDN	• Retail ISDN – BRI
• UNE Line Sharing	• ADSL Provided to Retail
• UNE Other Design	• Retail Design
• UNE Other Non – Design	• Retail Residence & Business
• Local Interconnection Trunks	• Parity with Retail
• Local Transport (Unbundled Interoffice Transport)	• Retail DS1/DS3 Interoffice

SEEM Measure

SEEM Measure		
No	Tier I	
	Tier II	
	Tier III	

SEEM Disaggregation - Analog/Benchmark

SEEM Disaggregation	SEEM Analog/Benchmark
• Not Applicable	• Not Applicable

M&R-6: Average Answer Time – Repair Centers

Definition

This measures the average time a customer is in queue when calling a BellSouth Repair Center.

Exclusions

None

Business Rules

The clock starts when a CLEC Representative or BellSouth customer makes a choice on the Repair Center's menu and is put in queue for the next repair attendant. The clock stops when the repair attendant answers the call (abandoned calls are not included).

Note: The Total Column is a combined BellSouth Residence and Business number.

Calculation

Answer Time for BellSouth Repair Centers = (a - b)

- a = Time BellSouth Repair Attendant Answers Call
- b = Time of entry into queue after ACD Selection

Average Answer Time for BellSouth Repair Centers = (c ÷ d)

- c = Sum of all Answer Times
- d = Total number of calls by reporting period

Report Structure

- CLEC Aggregate
- BellSouth Aggregate

Data Retained

Relating to CLEC Experience	Relating to BellSouth Experience
• CLEC Average Answer Time	• BellSouth Average Answer Time

SQM Disaggregation - Analog / Benchmark

SQM Level of Disaggregation	Retail Analog / Benchmark
• Region. CLEC/BellSouth Service Centers and BellSouth Repair Centers are regional.	• For CLEC, Average Answer Times in UNE Center and BRMC are comparable to the Average Answer Times in the BellSouth Repair Centers.

SEEM Measure

SEEM Measure		
No	Tier I	
	Tier II	
	Tier III	

SEEM Disaggregation - Analog/Benchmark

SEEM Disaggregation	SEEM Analog/Benchmark
• Not Applicable	• Not Applicable

M&R-6: Average Answer Time – Repair Centers

M&R-7: Mean Time To Notify CLEC of Network Outages

Definition

This report measures the time it takes for the BellSouth Network Management Center (NMC) to notify the CLEC of major network outages.

Exclusions

None

Business Rules

BellSouth will inform the CLEC of any major network outages (key customer accounts) via a page or email. When the BellSouth NMC becomes aware of a network incident, the CLEC and BellSouth will be notified electronically. The notification time for each outage will be measured in minutes and divided by the number of outages for the reporting period. These are broadcast messages. It is up to those receiving the message to determine if they have customers affected by the incident.

The CLECs will be notified in accordance with the rules outlined in Appendix D of the CLEC “Customer Guide” which is published on the internet at: www.interconnection.bellsouth.com/guides/other_guides/html/gopue/indexf.htm.

Calculation

Time to Notify CLEC = (a - b)

- a = Date and Time BellSouth Notified CLEC
- b = Date and Time BellSouth Detected Network Incident

Mean Time to Notify CLEC = (c ÷ d)

- c = Sum of all Times to Notify CLEC
- d = Count of Network Incidents

Report Structure

- BellSouth Aggregate
- CLEC Aggregate
- CLEC Specific

Data Retained

Relating to CLEC Experience	Relating to BellSouth Experience
<ul style="list-style-type: none"> • Report Month • Major Network Events • Date/Time of Incident • Date/Time of Notification 	<ul style="list-style-type: none"> • Report Month • Major Network Events • Date/Time of Incident • Date/Time of Notification

SQM Disaggregation - Analog / Benchmark

SQM Level of Disaggregation	Retail Analog / Benchmark
<ul style="list-style-type: none"> • BellSouth Aggregate • CLEC Aggregate • CLEC Specific 	<ul style="list-style-type: none"> • Parity by Design

SEEM Measure

SEEM Measure		
No	Tier I	
	Tier II	
	Tier III	

SEEM Disaggregation - Analog/Benchmark

SEEM Disaggregation	SEEM Analog/Benchmark
• Not Applicable	• Not Applicable

Section 5: Billing

B-1: Invoice Accuracy

Definition

This measure provides the percentage of accuracy of the billing invoices rendered to CLECs during the current month.

Exclusions

- Adjustments not related to billing errors (e.g., credits for service outage, special promotion credits, adjustments to satisfy the customer)
- Test Accounts

Business Rules

The accuracy of billing invoices delivered by BellSouth to the CLEC must enable them to provide a degree of billing accuracy comparative to BellSouth bills rendered to retail customers of BellSouth. CLECs request adjustments on bills determined to be incorrect. The BellSouth Billing verification process includes manually analyzing a sample of local bills from each bill period. The bill verification process draws from a mix of different customer billing options and types of service. An end-to-end auditing process is performed for new products and services. Internal measurements and controls are maintained on all billing processes.

Calculation

$$\text{Invoice Accuracy} = [(a - b) \div a] \times 100$$

- a = Absolute Value of Total Billed Revenues during current month
- b = Absolute Value of Billing Related Adjustments during current month

Report Structure

- CLEC Specific
- CLEC Aggregate
- BellSouth Aggregate
- Geographic Scope
 - Region
 - State

Data Retained

Relating to CLEC Experience	Relating to BellSouth Performance
<ul style="list-style-type: none"> • Report Month • Invoice Type <ul style="list-style-type: none"> - UNE - Resale - Interconnection • Total Billed Revenue • Billing Related Adjustments 	<ul style="list-style-type: none"> • Report month • Retail Type <ul style="list-style-type: none"> - CRIS - CABS • Total Billed Revenue • Billing Related Adjustments

SQM Disaggregation - Analog/Benchmark

SQM Level of Disaggregation	Retail Analog/Benchmark
<ul style="list-style-type: none"> • Product / Invoice Type <ul style="list-style-type: none"> - Resale - UNE - Interconnection 	<ul style="list-style-type: none"> • CLEC Invoice Accuracy is comparable to BellSouth Invoice Accuracy

SEEM Measure

SEEM Measure		
Yes	Tier I	X
	Tier II	X
	Tier III	X

SEEM Disaggregation - Analog/Benchmark

SEEM Disaggregation	SEEM Analog/Benchmark
<ul style="list-style-type: none"> • CLEC State • BellSouth State 	<ul style="list-style-type: none"> • Parity with Retail

B2: Mean Time to Deliver Invoices

Definition

Bill Distribution is calculated as follows: CRIS BILLS-The number of workdays is reported for CRIS bills. This is calculated by counting the Bill Period date as the first work day. Weekends and holidays are excluded when counting workdays. J/N Bills are counted in the CRIS work day category for the purposes of the measurement since their billing account number (Q account) is provided from the CRIS system.

CABS BILLS-The number of calendar days is reported for CABS bills. This is calculated by counting the day following the Bill Period date as the first calendar day. Weekends and holidays are included when counting the calendar days.

Exclusions

Any invoices rejected due to formatting or content errors.

Business Rules

This report measures the mean interval for timeliness of billing records delivered to CLECs in an agreed upon format. CRIS-based invoices are measured in business days, and CABS-based invoices in calendar days.

Calculation

Invoice Timeliness = (a - b)

- a = Invoice Transmission Date
- b = Close Date of Scheduled Bill Cycle

Mean Time To Deliver Invoices = (c ÷ d)

- c = Sum of all Invoice Timeliness intervals
- d = Count of Invoices Transmitted in Reporting Period

Report Structure

- CLEC Specific
- CLEC Aggregate
- BellSouth Aggregate
- Geographic Scope
 - Region
 - State

Data Retained

Relating to CLEC Experience	Relating to BellSouth Performance
<ul style="list-style-type: none"> • Report month • Invoice Type <ul style="list-style-type: none"> - UNE - Resale - Interconnection • Invoice Transmission Count • Date of Scheduled Bill Close 	<ul style="list-style-type: none"> • Report month • Invoice Type <ul style="list-style-type: none"> - CRIS - CABS • Invoice Transmission Count • Date of Scheduled Bill Close

SQM Disaggregation - Analog/Benchmark

SQM Level of Disaggregation	Retail Analog/Benchmark
Product / Invoice Type <ul style="list-style-type: none"> • Resale • UNE • Interconnection 	<ul style="list-style-type: none"> • CRIS-based invoices will be released for delivery within six (6) business days. • CABS-based invoices will be released for delivery within eight (8) calendar days. • CLEC Average Delivery Intervals for both CRIS and CABS Invoices are comparable to BellSouth Average delivery for both systems.

SEEM Measure

SEEM Measure		
Yes	Tier I	X
	Tier II	X
	Tier III	X

SEEM Disaggregation - Analog/Benchmark

SEEM Disaggregation	SEEM Analog/Benchmark
<ul style="list-style-type: none"> • CLEC State <ul style="list-style-type: none"> - CRIS - CABS • BellSouth Region 	<ul style="list-style-type: none"> • Parity with Retail

B3: Usage Data Delivery Accuracy

Definition

This measurement captures the percentage of recorded usage that is delivered error free and in an acceptable format to the appropriate Competitive Local Exchange Carrier (CLEC). These percentages will provide the necessary data for use as a comparative measurement for BellSouth performance. This measurement captures Data Delivery Accuracy rather than the accuracy of the individual usage recording.

Exclusions

None

Business Rules

The accuracy of the data delivery of usage records delivered by BellSouth to the CLEC must enable them to provide a degree of accuracy comparative to BellSouth bills rendered to their retail customers. If errors are detected in the delivery process, they are investigated, evaluated and documented. Errors are corrected and the data retransmitted to the CLEC.

Calculation

Usage Data Delivery Accuracy = $(a - b) \div a \times 100$

- a = Total number of usage data packs sent during current month
- b = Total number of usage data packs requiring retransmission during current month

Report Structure

- CLEC Specific
- CLEC Aggregate
- BellSouth Aggregate
- Geographic Scope
 - Region

Data Retained

Relating to CLEC Experience	Relating to BellSouth Performance
<ul style="list-style-type: none"> • Report Month • Record Type <ul style="list-style-type: none"> - BellSouth Recorded - Non-BellSouth Recorded 	<ul style="list-style-type: none"> • Report month • Record Type

SQM Disaggregation - Analog/Benchmark

SQM Level of Disaggregation	Retail Analog/Benchmark
<ul style="list-style-type: none"> • Region 	<ul style="list-style-type: none"> • CLEC Usage Data Delivery Accuracy is comparable to BellSouth Usage Data Delivery Accuracy

SEEM Measure

SEEM Measure		
Yes	Tier I	X
	Tier II	X
	Tier III	

SEEM Disaggregation - Analog/Benchmark

SEEM Disaggregation	SEEM Analog/Benchmark
<ul style="list-style-type: none">• CLEC State• BellSouth Region	<ul style="list-style-type: none">• Parity with Retail

B4: Usage Data Delivery Completeness

Definition

This measurement provides percentage of complete and accurately recorded usage data (usage recorded by BellSouth and usage recorded by other companies and sent to BellSouth for billing) that is processed and transmitted to the CLEC within thirty (30) days of the message recording date. A parity measure is also provided showing completeness of BellSouth messages processed and transmitted via CMDS. BellSouth delivers its own retail usage from recording location to billing location via CMDS as well as delivering billing data to other companies. Timeliness, Completeness and Mean Time to Deliver Usage measures are reported on the same report.

Exclusions

None

Business Rules

The purpose of these measurements is to demonstrate the level of quality of usage data delivered to the appropriate CLEC. Method of delivery is at the option of the CLEC.

Calculation

Usage Data Delivery Completeness = $(a \div b) \times 100$

- a = Total number of Recorded usage records delivered during current month that are within thirty (30) days of the message recording date
- b = Total number of Recorded usage records delivered during the current month

Report Structure

- CLEC Specific
- CLEC Aggregate
- BellSouth Aggregate
- Region

Data Retained

Relating to CLEC Experience	Relating to BellSouth Performance
<ul style="list-style-type: none"> • Report Month • Record Type <ul style="list-style-type: none"> - BellSouth Recorded - Non-BellSouth Recorded 	<ul style="list-style-type: none"> • Report month • Record Type

SQM Disaggregation - Analog/Benchmark

SQM Level of Disaggregation	Retail Analog/Benchmark
<ul style="list-style-type: none"> • Region 	<ul style="list-style-type: none"> • CLEC Usage Data Delivery Completeness is comparable to BellSouth Usage Data Delivery Completeness

SEEM Measure

SEEM Measure		
No	Tier I	
	Tier II	
	Tier III	

SEEM Disaggregation - Analog/Benchmark

SEEM Disaggregation	SEEM Analog/Benchmark
• Not Applicable	• Not Applicable

B4: Usage Data Delivery Completeness

B5: Usage Data Delivery Timeliness

Definition

This measurement provides a percentage of recorded usage data (usage recorded by BellSouth and usage recorded by other companies and sent to BellSouth for billing) that is delivered to the appropriate CLEC within six (6) calendar days from the receipt of the initial recording. A parity measure is also provided showing timeliness of BellSouth messages processed and transmitted via CMDS. Timeliness, Completeness and Mean Time to Deliver Usage measures are reported on the same report.

Exclusions

None

Business Rules

The purpose of this measurement is to demonstrate the level of timeliness for processing and transmission of usage data delivered to the appropriate CLEC. The usage data will be mechanically transmitted or mailed to the CLEC data processing center once daily. The Timeliness interval of usage recorded by other companies is measured from the date BellSouth receives the records to the date BellSouth distributes to the CLEC. Method of delivery is at the option of the CLEC.

Calculation

Usage Data Delivery Timeliness Current month = $(a \div b) \times 100$

- a = Total number of usage records sent within six (6) calendar days from initial recording/receipt
- b = Total number of usage records sent

Report Structure

- CLEC Aggregate
- CLEC Specific
- BellSouth Aggregate
- Region

Data Retained

Relating to CLEC Experience	Relating to BellSouth Performance
<ul style="list-style-type: none"> • Report Month • Record Type <ul style="list-style-type: none"> - BellSouth Recorded - Non-BellSouth Recorded 	<ul style="list-style-type: none"> • Report Monthly • Record Type

SQM Level of Disaggregation - Analog/Benchmark

SQM Level of Disaggregation	Retail Analog/Benchmark
<ul style="list-style-type: none"> • Region 	<ul style="list-style-type: none"> • CLEC Usage Data Delivery Timeliness is comparable to BellSouth Usage Data Delivery Timeliness

SEEM Measure

SEEM Measure		
No	Tier I	
	Tier II	
	Tier III	

SEEM Disaggregation - Analog/Benchmark

SEEM Disaggregation	SEEM Analog/Benchmark
• Not Applicable	• Not Applicable

B6: Mean Time to Deliver Usage

Definition

This measurement provides the average time it takes to deliver Usage Records to a CLEC. A parity measure is also provided showing timeliness of BellSouth messages processed and transmitted via CMDS. Timeliness, Completeness and Mean Time to Deliver Usage measures are reported on the same report.

Exclusions

None

Business Rules

The purpose of this measurement is to demonstrate the average number of days it takes BellSouth to deliver Usage data to the appropriate CLEC. Usage data is mechanically transmitted or mailed to the CLEC data processing center once daily. Method of delivery is at the option of the CLEC.

Calculation

Mean Time to Deliver Usage = $(a \times b) \div c$

- a = Volume of Records Delivered
- b = Estimated number of days to deliver
- c = Total Record Volume Delivered

Note: Any usage record falling in the 30+ day interval will be added using an average figure of 31.5 days.

Report Structure

- CLEC Aggregate
- CLEC Specific
- BellSouth Aggregate
- Region

Data Retained

Relating to CLEC Experience	Relating to BellSouth Performance
<ul style="list-style-type: none"> • Report Month • Record Type <ul style="list-style-type: none"> - BellSouth Recorded - Non-BellSouth Recorded 	<ul style="list-style-type: none"> • Report Monthly • Record Type

SQM Level of Disaggregation - Analog/Benchmark

SQM Level of Disaggregation	Retail Analog/Benchmark
<ul style="list-style-type: none"> • Region 	<ul style="list-style-type: none"> • Mean Time to Deliver Usage to CLEC is comparable to Mean Time to Deliver Usage to BellSouth

SEEM Measure

SEEM Measure		
No	Tier I	
	Tier II	
	Tier III	

SEEM Disaggregation - Analog/Benchmark

SEEM Disaggregation	SEEM Analog/Benchmark
• Not Applicable	• Not Applicable

B6: Mean Time to Deliver Usage

B7: Recurring Charge Completeness

Definition

This measure captures percentage of fractional recurring charges appearing on the correct bill.

Exclusions

None

Business Rules

The effective date of the recurring charge must be within 30 days of the bill date for the charge to appear on the correct bill.

Calculation

Recurring Charge Completeness = $(a \div b) \times 100$

- a = Count of fractional recurring charges that are on the correct bill¹
- b = Total count of fractional recurring charges that are on the correct bill

¹Correct bill = next available bill

Report Structure

- CLEC Specific
- CLEC Aggregate
- BellSouth Aggregate

Data Retained

Relating to CLEC Experience	Relating to BellSouth Experience
<ul style="list-style-type: none"> • Report month • Invoice type • Total recurring charges billed • Total billed on time 	<ul style="list-style-type: none"> • Report month • Retail Analog • Total recurring charges billed • Total billed on time

SQM Level of Disaggregation - Analog/Benchmark

SQM Level of Disaggregation	Retail Analog/Benchmark
Product/Invoice Type	
<ul style="list-style-type: none"> • Resale 	<ul style="list-style-type: none"> • Parity
<ul style="list-style-type: none"> • UNE 	<ul style="list-style-type: none"> • Benchmark 90%
<ul style="list-style-type: none"> • Interconnection 	<ul style="list-style-type: none"> • Benchmark 90%

SEEM Measure

SEEM Measure		
No	Tier I	
	Tier II	
	Tier III	

SEEM Disaggregation - Analog/Benchmark

SEEM Disaggregation	SEEM Analog/Benchmark
• Not Applicable	• Not Applicable

B7: Recurring Charge Completeness

B8: Non-Recurring Charge Completeness

Definition

This measure captures percentage of non-recurring charges appearing on the correct bill.

Exclusions

None

Business Rules

The effective date of the non-recurring charge must be within 30 days of the bill date for the charge to appear on the correct bill.

Calculation

Non-Recurring Charge Completeness = $(a \div b) \times 100$

- a = Count of non-recurring charges that are on the correct bill¹
- b = Total count of non-recurring charges that are on the correct bill

¹Correct bill = next available bill

Report Structure

- CLEC Specific
- CLEC Aggregate
- BellSouth Aggregate

Data Retained

Relating to CLEC Experience	Relating to BellSouth Experience
<ul style="list-style-type: none"> • Report month • Invoice type • Total non-recurring charges billed • Total billed on time 	<ul style="list-style-type: none"> • Report month • Retail Analog • Total non-recurring charges billed • Total billed on time

SQM Level of Disaggregation - Analog/Benchmark

SQM Level of Disaggregation	Retail Analog/Benchmark:
Product/Invoice Type	
<ul style="list-style-type: none"> • Resale 	<ul style="list-style-type: none"> • Parity
<ul style="list-style-type: none"> • UNE 	<ul style="list-style-type: none"> • Benchmark 90%
<ul style="list-style-type: none"> • Interconnection 	<ul style="list-style-type: none"> • Benchmark 90%

SEEM Measure

SEEM Measure		
No	Tier I	
	Tier II	
	Tier III	

SEEM Disaggregation - Analog/Benchmark

SEEM Disaggregation	SEEM Analog/Benchmark
• Not Applicable	• Not Applicable

Section 6: Operator Services And Directory Assistance

OS-1: Speed to Answer Performance/Average Speed to Answer - Toll

Definition

Measurement of the average time in seconds calls wait before answered by a toll operator.

Exclusions

None

Business Rules

The clock starts when the customer enters the queue and the clock stops when a BellSouth representative answers the call or the customer abandons the call. The length of each call is determined by measuring, using a scanning technique, and accumulating the elapsed time from the entry of a customer call into the BellSouth call management system queue until the customer call is abandoned or transferred to BellSouth personnel assigned to handle calls for assistance. The system makes no distinction between CLEC customers and BellSouth customers.

Calculation

Speed to Answer Performance/Average Speed to Answer - Toll = $a \div b$

- a = Total queue time
- b = Total calls answered

Note: Total queue time includes time that answered calls wait in queue as well as time abandoned calls wait in queue prior to abandonment.

Report Structure

- Reported for the aggregate of BellSouth and CLECs
 - State

Data Retained (on Aggregate Basis)

- For the items below, BellSouth's Performance Measurement Analysis Platform (PMAP) receives a final computation; therefore, no raw data file is available in PMAP
- Month
- Call Type (Toll)
- Average Speed of Answer

SQM Disaggregation - Analog/Benchmark

SQM Level of Disaggregation	Retail Analog/Benchmark
<ul style="list-style-type: none">• None	<ul style="list-style-type: none">• Parity by Design

SEEM Measure

SEEM Measure		
No	Tier I	
	Tier II	
	Tier III	

SEEM Disaggregation - Analog/Benchmark

SEEM Disaggregation	SEEM Analog/Benchmark
<ul style="list-style-type: none"> • Not Applicable 	<ul style="list-style-type: none"> • Not Applicable

OS-2: Speed to Answer Performance/Percent Answered with “X” Seconds – Toll

Definition

Measurement of the percent of toll calls that are answered in less than ten seconds

Exclusions

None

Business Rules

The clock starts when the customer enters the queue and the clock stops when a BellSouth representative answers the call or the customer abandons the call. The length of each call is determined by measuring, using a scanning technique, and accumulating the elapsed time from the entry of a customer call into the BellSouth call management system queue until the customer call is abandoned or transferred to BellSouth personnel assigned to handle calls for assistance. The system makes no distinction between CLEC customers and BellSouth customers.

Calculation

The Percent Answered within “X” Seconds measurement for toll is derived by using the BellCore Statistical Answer Conversion Tables, to convert the Average Speed to Answer measure into a percent of calls answered within “X” seconds. The BellCore Conversion Tables are specific to the defined parameters of work time, number of operators, max queue size and call abandonment rates.

Report Structure

- Reported for the aggregate of BellSouth and CLECs
 - State

Data Retained (on Aggregate Basis)

- For the items below, BellSouth’s Performance Measurement Analysis Platform (PMAP) receives a final computation; therefore, no raw data file is available in PMAP
- Month
- Call Type (Toll)
- Average Speed of Answer

SQM Disaggregation - Analog/Benchmark

SQM Level of Disaggregation:	Retail Analog/Benchmark:
• None	• Parity by Design

SEEM Measure

SEEM Measure		
No	Tier I	
	Tier II	
	Tier III	

SEEM Disaggregation - Analog/Benchmark

SEEM Disaggregation	SEEM Analog/Benchmark
• Not Applicable	• Not Applicable

DA-1: Speed to Answer Performance/Average Speed to Answer – Directory Assistance (DA)

DA-1: Speed to Answer Performance/Average Speed to Answer – Directory Assistance (DA)

Definition

Measurement of the average time in seconds calls wait before answered by a DA operator.

Exclusions

None

Business Rules

The clock starts when the customer enters the queue and the clock stops when a BellSouth representative answers the call or the customer abandons the call. The length of each call is determined by measuring, using a scanning technique, and accumulating the elapsed time from the entry of a customer call into the BellSouth call management system queue until the customer call is abandoned or transferred to BellSouth personnel assigned to handle calls for assistance. The system makes no distinction between CLEC customers and BellSouth customers.

Calculation

Speed to Answer Performance/Average Speed to Answer – Directory Assistance (DA) = $a \div b$

- a = Total queue time
- b = Total calls answered

Note: Total queue time includes time that answered calls wait in queue as well as time abandoned calls wait in queue prior to abandonment.

Report Structure

- Reported for the aggregate of BellSouth and CLECs
 - State

Data Retained (on Aggregate Basis)

- For the items below, BellSouth's Performance Measurement Analysis Platform (PMAP) receives a final computation; therefore, no raw data file is available in PMAP
- Month
- Call Type (DA)
- Average Speed of Answer

SQM Level of Disaggregation - Analog/Benchmark

SQM Level of Disaggregation	Retail Analog/Benchmark
• None	• Parity by Design

SEEM Measure

SEEM Measure		
No	Tier I	
	Tier II	
	Tier III	

SEEM Disaggregation - Analog/Benchmark

SEEM Disaggregation	SEEM Analog/Benchmark
• Not Applicable	• Not Applicable

DA-1: Speed to Answer Performance/Average Speed to Answer – Directory Assistance (DA)

DA-2: Speed to Answer Performance/Percent Answered within “X” Seconds – Directory Assistance (DA)

Definition

Measurement of the percent of DA calls that are answered in less than twelve seconds.

Exclusions

None

Business Rules

The clock starts when the customer enters the queue and the clock stops when a BellSouth representative answers the call or the customer abandons the call. The length of each call is determined by measuring, using a scanning technique, and accumulating the elapsed time from the entry of a customer call into the BellSouth call management system queue until the customer call is abandoned or transferred to BellSouth personnel assigned to handle calls for assistance. The system makes no distinction between CLEC customers and BellSouth customers.

Calculation

The Percent Answered within “X” Seconds measurement for DA is derived by using the BellCore Statistical Answer Conversion Tables, to convert the Average Speed to Answer measure into a percent of calls answered within “X” seconds. The BellCore Conversion Tables are specific to the defined parameters of work time, number of operators, max queue size and call abandonment rates.

Report Structure

- Reported for the aggregate of BellSouth and CLECs
 - State

Data Retained (on Aggregate Basis)

- For the items below, BellSouth’s Performance Measurement Analysis Platform (PMAP) receives a final computation; therefore, no raw data file is available in PMAP.
- Month
- Call Type (DA)
- Average Speed of Answer

SQM Disaggregation - Analog/Benchmark

SQM Level of Disaggregation	Retail Analog/Benchmark
• None	• Parity by Design

SEEM Measure

SEEM Measure		
No	Tier I	
	Tier II	
	Tier III	

SEEM Disaggregation - Analog/Benchmark

SEEM Disaggregation	SEEM Analog/Benchmark
• Not Applicable	• Not Applicable

Section 7: Database Update Information

D-1: Average Database Update Interval

Definition

This report measures the interval from receipt of the database change request to the completion of the update to the database for Line Information Database (LIDB), Directory Assistance and Directory Listings. For E-911, see Section 8.

Exclusions

- Updates Canceled by the CLEC
- Initial update when supplemented by CLEC
- BellSouth updates associated with internal or administrative use of local services.

Business Rules

The interval for this measure begins with the date and time stamp when a service order is completed and the completion notice is released to all systems to be updated with the order information including Directory Assistance, Directory Listings, and Line Information Database (LIDB). The end time stamp is the date and time of completion of updates to the system.

For BellSouth Results:

The BellSouth computation is identical to that for the CLEC with the clarifications noted below.

Other Clarifications and Qualification:

- For LIDB, the elapsed time for a BellSouth update is measured from the point in time when the BellSouth file maintenance process makes the LIDB update information available until the date and time reported by BellSouth that database updates are completed.
- Results for the CLECs are captured and reported at the update level by Reporting Dimension (see below).
- The Completion Date is the date upon which BellSouth issues the Update Completion Notice to the CLEC.
- If the CLEC initiates a supplement to the originally submitted update and the supplement reflects changes in customer requirements (rather than responding to BellSouth initiated changes), then the update submission date and time will be the date and time of BellSouth receipt of a syntactically correct update supplement. Update activities responding to BellSouth initiated changes will not result in changes to the update submission date and time used for the purposes of computing the update completion interval.
- Elapsed time is measured in hours and hundredths of hours rounded to the nearest tenth of an hour.
- Because this should be a highly automated process, the accumulation of elapsed time continues through off-schedule, weekends and holidays; however, scheduled maintenance windows are excluded.

Calculation

Update Interval = (a - b)

- a = Completion Date & Time of Database Update
- b = Submission Date and Time of Database Change

Average Update Interval = (c ÷ d)

- c = Sum of all Update Intervals
- d = Total Number of Updates Completed During Reporting Period

Report Structure

- CLEC Specific (Under development)
- CLEC Aggregate
- BellSouth Aggregate

Data Retained

Relating to CLEC Experience	Relating to BellSouth Performance
<ul style="list-style-type: none"> • Database File Submission Time • Database File Update Completion Time • CLEC Number of Submissions • Total Number of Updates 	<ul style="list-style-type: none"> • Database File Submission Time • Database File Update Completion Time • BellSouth Number of Submissions • Total Number of Updates

SQM Disaggregation - Analog/Benchmark

SQM LEVEL of Disaggregation:	Retail Analog/Benchmark:
Database Type <ul style="list-style-type: none"> • LIDB • Directory Listings • Directory Assistance 	<ul style="list-style-type: none"> • Parity by Design

SEEM Measure

SEEM Measure		
No	Tier I	
	Tier II	
	Tier III	

SEEM Disaggregation - Analog/Benchmark

SEEM Disaggregation	SEEM Analog/Benchmark
<ul style="list-style-type: none"> • Not Applicable 	<ul style="list-style-type: none"> • Not Applicable

D-2: Percent Database Update Accuracy

Definition

This report measures the accuracy of database updates by BellSouth for Line Information Database (LIDB), Directory Assistance, and Directory Listings using a statistically valid sample of LSRs/Orders in a manual review. This manual review is not conducted on BellSouth Retail Orders.

Exclusions

- Updates canceled by the CLEC
- Initial update when supplemented by CLEC
- CLEC orders that had CLEC errors
- BellSouth updates associated with internal or administrative use of local services.

Business Rules

For each update completed during the reporting period, the original update that the CLEC sent to BellSouth is compared to the database following completion of the update by BellSouth. An update is “completed without error” if the database completely and accurately reflects the activity specified on the original and supplemental update (order) submitted by the CLEC. Each database (LIDB, Directory Assistance, and Directory Listings) should be separately tracked and reported.

A statistically valid sample of CLEC Orders are pulled each month. That sample will be used to test the accuracy of the database update process. This is a manual process.

Calculation

Percent Update Accuracy = $(a \div b) \times 100$

- a = Number of Updates Completed Without Error
- b = Number Updates Completed

Report Structure

- CLEC Aggregate
- CLEC Specific (not available in this report)
- BellSouth Aggregate (not available in this report)

Data Retained

Relating to CLEC Experience	Relating to BellSouth Performance
<ul style="list-style-type: none"> • Report Month • CLEC Order Number (so_nbr) and PON (PON) • Local Service Request (LSR) • Order Submission Date • Number of Orders Reviewed <p>Note: Code in parentheses is the corresponding header found in the raw data file.</p>	<ul style="list-style-type: none"> • Not Applicable

SQM Disaggregation - Analog/Benchmark

SQM LEVEL of Disaggregation	Retail Analog/Benchmark:
Database Type <ul style="list-style-type: none"> • LIDB • Directory Assistance • Directory Listings 	<ul style="list-style-type: none"> • 95% Accurate

SEEM Measure

SEEM Measure		
No	Tier I	
	Tier II	
	Tier III	

SEEM Disaggregation - Analog/Benchmark

SEEM Disaggregation	SEEM Analog/Benchmark
• Not Applicable	• Not Applicable

D-3: Percent NXXs and LRNs Loaded by the LERG Effective Date

Definition

Measurement of the percent of NXX(s) and Location Routing Numbers LRN(s) loaded in end office and/or tandem switches by the Local Exchange Routing Guide (LERG) effective date when facilities are in place. BellSouth has a single provisioning process for both NXX(s) and LRN(s). In this measure, BellSouth will identify whether or not a particular NXX has been flagged as LNP capable (set triggers for dips) by the LERG effective date.

An LRN is assigned by the owner of the switch and is placed into the software translations for every switch to be used as an administrative pointer to route NXX(s) in LNP capable switches. The LRN is a result of Local Number Porting and is housed in a national database provided by the Number Portability Administration Center (NPAC). The switch owner is responsible for notifying NPAC and requesting the effective date that will be reflected in the LERG. The national database downloads routing tables into BellSouth Service Control Point (SCP) regional databases, which are queried by switches when routing ported numbers.

The basic NXX routing process includes the addition of all NXX(s) in the response translations. This addition to response translations is what supports LRN routing. Routing instructions for all NXX(s), including LRN(s), are received from the Advance Routing & Trunking System (ARTS) and all routing, including response, is established based on the information contained in the Translation Work Instructions (TWINs) document.

Exclusions

- Activation requests where the CLEC's interconnection arrangements and facilities are not in place by the LERG effective date.
- Expedite requests

Business Rules

Data for the initial NXX(s) and LRN(s) in a local calling area will be based on the LERG effective date or completion of the initial interconnection trunk group(s), whichever is longer. Data for additional NXX(s) in the local calling area will be based on the LERG effective date. The LERG effective date is loaded into the system at the request of the CLEC. It is contingent upon the CLEC to engineer, order, and install interconnection arrangements and facilities prior to that date.

The total Count of NXX(s) and LRN(s) that were scheduled to be loaded and those that were loaded by the LERG effective date in BellSouth switches will be captured in the Work Force Administration -Dispatch In database.

Calculation

Percent NXXs/LRNs Loaded and Tested Prior to the LERG Effective Date = $(a \div b) \times 100$

- a = Count of NXXs and LRNs loaded by the LERG effective date
- b = Total NXXs and LRNs scheduled to be loaded by the LERG effective date

Report Structure

- CLEC Specific
- CLEC Aggregate
- BellSouth (Not Applicable)

Data Retained

Relating to CLEC Experience	Relating to BellSouth Experience
<ul style="list-style-type: none"> • Company Name • Company Code • NPA/NXX • LERG Effective Date • Loaded Date 	<ul style="list-style-type: none"> • Not Applicable

SQM Disaggregation - Analog/Benchmark

SQM Level of Disaggregation	Retail Analog/Benchmark
<ul style="list-style-type: none"> Geographic scope - Region 	<ul style="list-style-type: none"> 100% by LERG effective date

SEEM Measure

SEEM Measure		
No	Tier I	
	Tier II	
	Tier III	

SEEM Disaggregation - Analog/Benchmark

SEEM Disaggregation	SEEM Analog/Benchmark
<ul style="list-style-type: none"> Not Applicable 	<ul style="list-style-type: none"> Not Applicable

D-3: Percent NXXs and LRNs Loaded by the LERG Effective Date

Section 8: E911

E-1: Timeliness

Definition

Measures the percent of batch orders for E911 database updates (to CLEC resale and BellSouth retail records) processed successfully within a 24-hour period.

Exclusions

- Any resale order canceled by a CLEC
- Facilities-based CLEC orders

Business Rules

The 24-hour processing period is calculated based on the date and time processing starts on the batch orders and the date and time processing stops on the batch orders. Mechanical processing starts when SCC (the BellSouth E911 vendor) receives E911 files containing batch orders extracted from the BellSouth Service Order Control System (SOCS). Processing stops when SCC loads the individual records to the E911 database. The E911 database includes updates to the Automatic Location Identification (ALI) database. The system makes no distinction between CLEC resale records and BellSouth retail records.

Calculation

$$\text{E911 Timeliness} = (a \div b) \times 100$$

- a = Number of batch orders processed within 24 hours
- b = Total number of batch orders submitted

Report Structure

Reported for the aggregate of CLEC resale updates and BellSouth retail updates

- State
- Region

Data Retained

- Report month
- Aggregate data

SQM Disaggregation - Analog/Benchmark

SQM Level of Disaggregation	Retail Analog/Benchmark
• None	• Parity by Design

SEEM Measure

SEEM Measure		
No	Tier I	
	Tier II	
	Tier III	

SEEM Disaggregation - Analog/Benchmark

SEEM Disaggregation	SEEM Analog/Benchmark
• Not Applicable	• Not Applicable

E-2: Accuracy

Definition

Measures the percent of E911 telephone number (TN) record updates (to CLEC resale and BellSouth retail records) processed successfully for E911 (including the Automatic Location Identification (ALI) database).

Exclusions

- Any resale order canceled by a CLEC
- Facilities-based CLEC orders

Business Rules

Accuracy is based on the number of records processed without error at the conclusion of the processing cycle. Mechanical processing starts when SCC (the BellSouth E911 vendor) receives E911 files containing telephone number (TN) records extracted from BellSouth's Service Order Control System (SOCS). The system makes no distinction between CLEC resale records and BellSouth retail records.

Calculation

$$\text{E911 Accuracy} = (a \div b) \times 100$$

- a = Number of record individual updates processed with no errors
- b = Total number of individual record updates

Report Structure

Reported for the aggregate of CLEC resale updates and BellSouth retail updates

- State
- Region

Data Retained

- Report month
- Aggregate data

SQM Disaggregation - Analog/Benchmark

SQM Level of Disaggregation	Retail Analog/Benchmark
• None	• Parity by Design

SEEM Measure

SEEM Measure		
No	Tier I	
	Tier II	
	Tier III	

SEEM Disaggregation - Analog/Benchmark

SEEM Disaggregation	SEEM Analog/Benchmark
• Not Applicable	• Not Applicable

E-3: Mean Interval

Definition

Measures the mean interval processing of E911 batch orders (to update CLEC resale and BellSouth retail records) including processing against the Automatic Location Identification (ALI) database.

Exclusions

- Any resale order canceled by a CLEC
- Facilities-based CLEC orders

Business Rules

The processing period is calculated based on the date and time processing starts on the batch orders and the date and time processing stops on the batch orders. Data is posted in 4-hour increments up to and beyond 24 hours. The system makes no distinction between CLEC resale records and BellSouth retail records.

Calculation

$$\text{E911 Interval} = (a - b)$$

- a = Date and time of batch order completion
- b = Date and time of batch order submission

$$\text{E911 Mean Interval} = (c \div d)$$

- c = Sum of all E911 Intervals
- d = Number of batch orders completed

Report Structure

Reported for the aggregate of CLEC resale updates and BellSouth retail updates

- State
- Region

Data Retained

- Report month
- Aggregate data

SQM Disaggregation - Analog/Benchmark

SQM Level of Disaggregation	Retail Analog/Benchmark
• None	• Parity by Design

SEEM Measure

SEEM Measure		
No	Tier I	
	Tier II	
	Tier III	

SEEM Disaggregation - Analog/Benchmark

SEEM Disaggregation	SEEM Analog/Benchmark
• Not Applicable	• Not Applicable

Section 9: Trunk Group Performance

TGP-1: Trunk Group Performance-Aggregate

Definition

The Trunk Group Performance report displays, over a reporting cycle, aggregate, average trunk group blocking data for each hour of each day of the reporting cycle, for both CLEC affecting and BellSouth affecting trunk groups.

Exclusions

- Trunk groups for which valid data is not available for an entire study period
- Duplicate trunk group information
- Trunk groups blocked due to CLEC network/equipment failure
- Trunk groups blocked due to CLEC delayed or refused orders
- Trunk groups blocked due to unanticipated significant increases in CLEC traffic
- Final groups actually overflowing, not blocked

Business Rules

The purpose of the Trunk Group Performance Report is to provide trunk blocking measurements on CLEC and BellSouth trunk groups for comparison only. It is not the intent of the report that it be used for network management and/or engineering.

Monthly Average Blocking:

- The reporting cycle includes both business and non-business days in a calendar month.
- Monthly average blocking values are calculated for each trunk group for each of the 24 time consistent hours across a reporting cycle.

Aggregate Monthly Blocking:

- Used to compare aggregate blocking across trunk groups which terminate traffic at CLEC points of presence versus BellSouth switches.
- Aggregate monthly blocking data is calculated for each hour of the day across all trunk groups assigned to a category.

Trunk Categorization:

This report displays, over a reporting cycle, aggregate, average blocking data for each hour of a day. Therefore, for each reporting cycle, 24 blocking data points are generated for two aggregate groups of selected trunk groups. These groups are CLEC affecting and BellSouth affecting trunk groups. In order to assign trunk groups to each aggregate group, all trunk groups are first assigned to a category. A trunk group's end points and the type of traffic that is transmitted on it define a category. Selected categories of trunk groups are assigned to the aggregate groups so that trunk reports can be generated. The categories to which trunk groups have been assigned for this report are as follows.

CLEC Affecting Categories:

	Point A	Point B
Category 1:	BellSouth End Office	BellSouth Access Tandem
Category 3:	BellSouth End Office	CLEC Switch
Category 4:	BellSouth Local Tandem	CLEC Switch
Category 5:	BellSouth Access Tandem	CLEC Switch
Category 10:	BellSouth End Office	BellSouth Local Tandem
Category 16:	BellSouth Tandem	BellSouth Tandem

BellSouth Affecting Categories:

	Point A	Point B
Category 9:	BellSouth End Office	BellSouth End Office

Calculation
Monthly Average Blocking:

- For each hour of the day, each day's raw data are summed across all valid measurements days in a report cycle for blocked and attempted calls.
- The sum of the blocked calls is divided by the total number of calls attempted in a reporting period.

Aggregate Monthly Blocking:

- For each hour of the day, the monthly sums of the blocked and attempted calls from each trunk group are separately aggregated over all trunk groups within each assigned category.
- The total blocked calls is divided by the total call attempts within a group to calculate an aggregate monthly blocking for each assigned group.
- The result is an aggregate monthly average blocking value for each of the 24 hours by group.
- The difference between the CLEC and BellSouth affecting trunk groups are also calculated for each hour.

Report Structure

- CLEC Aggregate
- BellSouth Aggregate
 - State

Data Retained

Relating to CLEC Experience	Relating to BellSouth Experience
<ul style="list-style-type: none"> • Report Month • Total Trunk Groups • Number of Trunk Groups by CLEC • Hourly blocking per trunk group • Hourly usage per trunk group • Hourly call attempts per trunk group 	<ul style="list-style-type: none"> • Report Month • Total Trunk Groups • Aggregate Hourly blocking per trunk group • Hourly usage per trunk group • Hourly call attempts per trunk group

SQM Disaggregation - Analog/Benchmark

SQM Level of Disaggregation	Retail Analog/Benchmark:
<ul style="list-style-type: none"> • CLEC aggregate • BellSouth aggregate 	<ul style="list-style-type: none"> • Any 2 hour period in 24 hours where CLEC blockage exceeds BellSouth blockage by more than 0.5% using trunk groups 1, 3, 4, 5, 10, 16 for CLECs and 9 for BellSouth

SEEM Measure

SEEM Measure		
Yes	Tier I	
	Tier II	X
	Tier III	X

SEEM Disaggregation - Analog/Benchmark

SEEM Disaggregation	SEEM Analog/Benchmark:
<ul style="list-style-type: none">• CLEC aggregate• BellSouth aggregate	<ul style="list-style-type: none">• Any 2 hour period in 24 hours where CLEC blockage exceeds BellSouth blockage by more than 0.5% using trunk groups 1,3,4,5,10,16 for CLECs and 9 for BellSouth

TGP-2: Trunk Group Performance-CLEC Specific

Definition

The Trunk Group Performance report displays, over a reporting cycle, aggregate, average trunk group blocking data for each hour of each day of the reporting cycle, for both CLEC affecting and BellSouth affecting trunk groups.

Exclusions

- Trunk Groups for which valid data is not available for an entire study period
- Duplicate trunk group information
- Trunk groups blocked due to CLEC network/equipment failure
- Trunk groups blocked due to CLEC delayed or refused orders
- Trunk groups blocked due to unanticipated significant increases in CLEC traffic
- Final groups actually overflowing, not blocked

Business Rules

The purpose of the Trunk Group Performance Report is to provide trunk blocking measurements on CLEC and BellSouth trunk groups for comparison only. It is not the intent of the report that it be used for network management and/or engineering.

Monthly Average Blocking:

- The reporting cycle includes both business and non-business days in a calendar month.
- Monthly average blocking values are calculated for each trunk group for each of the 24 time consistent hours across a reporting cycle.

Aggregate Monthly Blocking:

- Used to compare aggregate blocking across trunk groups which terminate traffic at CLEC points of presence versus BellSouth switches.
- Aggregate monthly blocking data is calculated for each hour of the day across all trunk groups assigned to a category.

Trunk Categorization:

- This report displays, over a reporting cycle, aggregate, average blocking data for each hour of a day. Therefore, for each reporting cycle, 24 blocking data points are generated for two aggregate groups of selected trunk groups. These groups are CLEC affecting and BellSouth affecting trunk groups. In order to assign trunk groups to each aggregate group, all trunk groups are first assigned to a category. A trunk group's end points and the type of traffic that is transmitted on it define a category. Selected categories of trunk groups are assigned to the aggregate groups so that trunk reports can be generated. The categories to which trunk groups have been assigned for this report are as follows.

CLEC Affecting Categories:

	Point A	Point B
Category 1:	BellSouth End Office	BellSouth Access Tandem
Category 3:	BellSouth End Office	CLEC Switch
Category 4:	BellSouth Local Tandem	CLEC Switch
Category 5:	BellSouth Access Tandem	CLEC Switch
Category 10:	BellSouth End Office	BellSouth Local Tandem
Category 16:	BellSouth Tandem	BellSouth Tandem

BellSouth Affecting Categories:

	Point A	Point B
Category 9:	BellSouth End Office	BellSouth End Office

Calculation:

Monthly Average Blocking:

- For each hour of the day, each day's raw data are summed across all valid measurements days in a report cycle for blocked and attempted calls.
- The sum of the blocked calls is divided by the total number of calls attempted in a reporting period.

Aggregate Monthly Blocking:

- For each hour of the day, the monthly sums of the blocked and attempted calls from each trunk group are separately aggregated over all trunk groups within each assigned category.
- The total blocked calls is divided by the total call attempts within a group to calculate an aggregate monthly blocking for each assigned group.
- The result is an aggregate monthly average blocking value for each of the 24 hours by group.
- The difference between the CLEC and BellSouth affecting trunk groups are also calculated for each hour.

Report Structure

- CLEC Specific
 - State

Data Retained

Relating to CLEC Experience	Relating to BellSouth Experience
<ul style="list-style-type: none"> • Report Month • Total Trunk Groups • Number of Trunk Groups by CLEC • Hourly blocking per trunk group • Hourly usage per trunk group • Hourly call attempts per trunk group 	<ul style="list-style-type: none"> • Report Month • Total Trunk Groups • Aggregate Hourly blocking per trunk group • Hourly usage per trunk group • Hourly call attempts per trunk group

SQM Disaggregation - Analog/Benchmark

SQM Level of Disaggregation	Retail Analog/Benchmark:
<ul style="list-style-type: none"> • CLEC trunk group 	<ul style="list-style-type: none"> • Any 2 hour period in 24 hours where CLEC blockage exceeds BellSouth blockage by more than 0.5% using trunk groups 1, 3, 4, 5, 10, 16 for CLECs and 9 for BellSouth

SEEM Measure

SEEM Measure		
Yes	Tier I	X
	Tier II	
	Tier III	

SEEM Disaggregation - Analog/Benchmark

SEEM Disaggregation	SEEM Analog/Benchmark:
<ul style="list-style-type: none"> • CLEC trunk group • BellSouth trunk group 	<ul style="list-style-type: none"> • Any 2 hour period in 24 hours where CLEC blockage exceeds BellSouth blockage by more than 0.5% using trunk groups 1, 3, 4, 5, 10, 16 for CLECs and 9 for BellSouth

Section 10: Collocation

C-1: Collocation Average Response Time

Definition

Measures the average time (counted in calendar days) from the receipt of a complete and accurate collocation application (including receipt of application fee if required) to the date BellSouth returns a response electronically or in writing. Within 10 calendar days after having received a bona fide application for physical collocation, BellSouth must respond as to whether space is available or not.

Exclusions

Any application canceled by the CLEC

Business Rules

The clock starts on the date that BellSouth receives a complete and accurate collocation application accompanied by the appropriate application fee if required. The clock stops on the date that BellSouth returns a response. The clock will restart upon receipt of changes to the original application request.

Calculation

Response Time = (a - b)

- a = Request Response Date
- b = Request Submission Date

Average Response Time = (c ÷ d)

- c = Sum of all Response Times
- d = Count of Responses Returned within Reporting Period

Report Structure

- Individual CLEC (alias) aggregate
- Aggregate of all CLECs

Data Retained

- Report period
- Aggregate data

SQM Disaggregation - Analog/Benchmark

Level of Disaggregation	Retail Analog/Benchmark
<ul style="list-style-type: none"> • State • Virtual-Initial • Virtual-Augment • Physical Caged-Initial • Physical Caged-Augment • Physical-Cageless-Initial • Physical Cageless-Augment 	<ul style="list-style-type: none"> • Virtual - 20 Calendar Days • Physical Caged - 30 Calendar Days • Physical Cageless - 30 Calendar Days

SEEM Measure

SEEM Measure		
No	Tier I	
	Tier II	
	Tier III	

SEEM Disaggregation - Analog/Benchmark

SEEM Disaggregation	SEEM Analog/Benchmark
• Not Applicable	• Not Applicable

C-2: Collocation Average Arrangement Time

Definition

Measures the average time (counted in calendar days) from receipt of a complete and accurate Bona Fide firm order (including receipt of appropriate fee if required) to the date BellSouth completes the collocation arrangement and notifies the CLEC.

Exclusions

- Any Bona Fide firm order canceled by the CLEC
- Any Bona Fide firm order with a CLEC-negotiated interval longer than the benchmark interval.

Business Rules

The clock starts on the date that BellSouth receives a complete and accurate Bone Fide firm order accompanied by the appropriate fee. The clock stops on the date that BellSouth completes the collocation arrangement and notifies the CLEC.

Calculation

Arrangement Time = (a - b)

- a = Date Collocation Arrangement is Complete
- b = Date Order for Collocation Arrangement Submitted

Average Arrangement Time = (c ÷ d)

- c = Sum of all Arrangement Times
- d = Total Number of Collocation Arrangements Completed during Reporting Period.

Report Structure

- Individual CLEC (alias) aggregate
- Aggregate of all CLECs

Data Retained

- Report period
- Aggregate data

SQM Disaggregation - Retail Analog/Benchmark

SQM Level of Disaggregation	Retail Analog/Benchmark
<ul style="list-style-type: none"> • State • Virtual-Initial • Virtual-Augment • Physical Caged-Initial • Physical Caged-Augment • Physical Cageless-Initial • Physical Cageless-Augment 	<ul style="list-style-type: none"> • Virtual - 50 Calendar Days (Ordinary) • Virtual - 75 Calendar Days (Extraordinary) • Physical Caged - 90 Calendar Days • Physical Cageless - 60 Calendar Days (Ordinary) • Physical Cageless - 90 Calendar Days (Extraordinary)

SEEM Measure

SEEM Measure		
No	Tier I	
	Tier II	
	Tier III	

SEEM Disaggregation - Analog/Benchmark

SEEM Disaggregation	SEEM Analog/Benchmark:
• Not Applicable	• Not Applicable

C-3: Collocation Percent of Due Dates Missed

Definition

Measures the percent of missed due dates for both virtual and physical collocation arrangements.

Exclusions

Any Bona Fide firm order canceled by the CLEC

Business Rules

Percent Due Dates Missed is the percent of total collocation arrangements which BellSouth is unable to complete by end of the BellSouth committed due date. The clock starts on the date that BellSouth receives a complete and accurate Bona Fide firm order accompanied by the appropriate fee if required. The arrangement is considered a missed due date if it is not completed on or before the committed due date.

Calculation

$$\% \text{ of Due Dates Missed} = (a \div b) \times 100$$

- a = Number of Completed Orders that were not completed within BellSouth Committed Due Date during Reporting Period
- b = Number of Orders Completed in Reporting Period

Report Structure

- Individual CLEC (alias) aggregate
- Aggregate of all CLECs

Data Retained

- Report period
- Aggregate data

SQM Disaggregation - Analog/Benchmark

SQM Level of Disaggregation	Retail Analog/Benchmark
<ul style="list-style-type: none"> • State • Virtual-Initial • Virtual-Augment • Physical Caged-Initial • Physical Caged-Augment • Physical Cageless-Initial • Physical Cageless-Augment 	<ul style="list-style-type: none"> • $\geq 95\%$ on time

SEEM Measure

SEEM Measure		
Yes	Tier I	X
	Tier II	X
	Tier III	X

SEEM Disaggregation - Analog/Benchmark

SEEM Disaggregation	SEEM Analog/Benchmark
<ul style="list-style-type: none"> • All Collocation Arrangements 	<ul style="list-style-type: none"> • $\geq 95\%$ on time.

Section 11: Change Management

CM-1: Timeliness of Change Management Notices

Definition

Measures whether CLECs receive required software release notices on time to prepare for BellSouth interface/system changes so CLEC interfaces are not impaired by change.

Exclusions

- Changes to release dates for reasons outside BellSouth control, such as the system software vendor changes. For example: a patch to fix a software problem.
- Type 6 Change Requests (Defects/Expedites), as defined by the Change Control Process (CCP)

Business Rules

This metric is designed to measure the percent of change management notices sent to the CLECs according to notification standards and time frames set forth in the Change Control Process. The CCP is used by BellSouth and the CLECs to manage requested changes to the BellSouth Local Interfaces.

The clock starts on the notification date. The clock stops on the software release date. When project events occur (scope changes, analysis information, etc.), the software release date may change. A revised notification would be required and the clock would restart. Based on release constraints for defects/expedites, notification may be less than the agreed upon interval in the CCP for new features.

Calculation

Timeliness of Change Management Notices = $(a \div b) \times 100$

- a = Total number of Change Management Notifications Sent Within Required Time frames
- b = Total Number of Change Management Notifications Sent

Report Structure

- BellSouth Aggregate

Data Retained

- Report Period
- Notice Date
- Release Date

SQM Level of Disaggregation - Analog/Benchmark

SQM Level of Disaggregation	Retail Analog/Benchmark:
• Region	• 95% \geq 30 days of Release

SEEM Measure

SEEM Measure		
Yes	Tier I	
	Tier II	X
	Tier III	X

SEEM Disaggregation - Analog/Benchmark

SEEM Disaggregation	SEEM Analog/Benchmark
<ul style="list-style-type: none"> Region 	<ul style="list-style-type: none"> 95% \geq 30 days of Release

CM-2: Change Management Notice Average Delay Days

Definition

Measures the average delay days for change management system release notices sent outside the time frame set forth in the Change Control Process.

Exclusions

- Changes to release dates for reasons outside BellSouth control, such as the system software vendor changes. For example: a patch to fix a software problem.
- Type 6 Change Requests (Defects/Expedites), as defined by the Change Control Process

Business Rules

This metric is designed to measure the percent of change management notices sent to the CLECs according to notification standards and time frames set forth in the Change Control Process. The CCP is used by BellSouth and the CLECs to manage requested changes to the BellSouth Local Interfaces.

The clock starts on the notification due date. The clock stops on the software release date. When project events occur (scope changes, analysis information, etc.), the software release date may change. A revised notification would be required and the clock would restart. Based on release constraints for defects/expedites, notification may be less than the agreed upon interval in the CCP for new features.

Calculation

Change Management Notice Delay Days = (a - b)

- a = Date Notice Sent
- b = Date Notice Due

Change Management Notice Average Delay Days = (c ÷ d)

- c = Sum of all Change Management Notice Delay Days
- d = Total Number of Notices Sent Late

Report Structure

- BellSouth Aggregate

Data Retained

- Report Period
- Notice Date
- Release Date

SQM Disaggregation - Analog/Benchmark

SQM Level of Disaggregation:	Retail Analog/Benchmark:
• Region	• ≤ 8 Days

SEEM Measure

SEEM Measure		
No	Tier I	
	Tier II	
	Tier III	

SEEM Disaggregation - Analog/Benchmark

SEEM Disaggregation	SEEM Analog/Benchmark
• Not Applicable	• Not Applicable

CM-3: Timeliness of Documents Associated with Change

Definition

Measures whether CLECs received requirements or business rule documentation on time to prepare for BellSouth interface/system changes so CLEC interfaces are not impaired by change.

Exclusions

- Documentation for release dates that slip less than 30 days for reasons outside BellSouth control, such as changes due to Regulatory mandate or CLEC request.
- Type 6 Change Requests (Defects/Expedites), as defined by the Change Control Process.

Business Rules

This metric is designed to measure the percent of requirements or business rule documentation sent to the CLECs according to documentation standards and time frames set forth in the Change Control Process. The CCP is used by BellSouth and the CLECs to manage requested changes to the BellSouth Local Interfaces.

The clock starts on the business rule documentation release date. The clock stops on the software release date. When project events occur (scope changes, analysis information, etc.), the software release date may change. Revisions to documentation could be required and the clock would restart.

Calculation

$$\text{Timeliness of Documents Associated with Change} = (a \div b) \times 100$$

- a = Change Management Documentation Sent Within Required Time frames after Notices
- b = Total Number of Change Management Documentation Sent

Report Structure

- BellSouth Aggregate

Data Retained

- Report Period
- Notice Date
- Release Date

SQM Level of Disaggregation - Analog/Benchmark

SQM Level of Disaggregation	Retail Analog/Benchmark
<ul style="list-style-type: none"> • Region 	<ul style="list-style-type: none"> • 95% ≥ 30 days if new features coding is required • 95% ≥ 5 days for documentation defects, corrections or clarifications

SEEM Measure

SEEM Measure		
Yes	Tier I	
	Tier II	X
	Tier III	X

SEEM Disaggregation - Analog/Benchmark

SEEM Disaggregation	SEEM Analog/Benchmark
• Region	• 95% \geq 30 days of the change

CM-4: Change Management Documentation Average Delay Days

Definition

Measures the average delay days for requirements or business rule documentation sent outside the time frames set forth in the Change Control Process.

Exclusions

- Documentation for release dates that slip less than 30 days for reasons outside BellSouth control, such as changes due to Regulatory mandate or CLEC request.
- Type 6 Change Requests (Defects/Expedites), as defined by the Change Control Process.

Business Rules

This metric is designed to measure the percent of requirements or business rule documentation sent to the CLECs according to documentation standards and time frames set forth in the Change Control Process. The CCP is used by BellSouth and the CLECs to manage requested changes to the BellSouth Local Interfaces.

The clock starts on the business rule documentation release date. The clock stops on the software release date. When project events occur (scope changes, analysis information, etc.), the software release date may change. Revisions to documentation could be required and the clock would restart.

Calculation

Change Management Documentation Delay Days = (a - b)

- a = Date Documentation Provided
- b = Date Documentation Due

Change Management Documentation Average Delay Days = (c ÷ d)

- c = Sum of all CM Documentation Delay Days
- d = Total Change Management Documents Sent

Report Structure

- BellSouth Aggregate

Data Retained

- Report Period
- Notice Date
- Release Date

SQM Level of Disaggregation - Analog/Benchmark

SQM Level of Disaggregation	Retail Analog/Benchmark:
• Region	• ≤ 8 Days

SEEM Measure

SEEM Measure		
No	Tier I	
	Tier II	
	Tier III	

SEEM Disaggregation - Analog/Benchmark

SEEM Disaggregation	SEEM Analog/Benchmark
• Not Applicable	• Not Applicable

CM-5: Notification of CLEC Interface Outages

Definition

Measures the time it takes BellSouth to notify the CLEC of an outage of an interface.

Exclusions

None

Business Rules

This measure is designed to notify the CLEC of interface outages within 15 minutes of BellSouth's verification that an outage has taken place. This metric will be expressed as a percentage.

Calculation

Notification of CLEC Interface Outages = $(a \div b) \times 100$

- a = Number of Interface Outages where CLECS are notified within 15 minutes
- b = Total Number of Interface Outages

Report Structure

- CLEC Aggregate

Data Retained

Relating to CLEC Experience	Relating to BellSouth Experience
<ul style="list-style-type: none"> • Number of Interface Outages • Number of Notifications \leq 15 minutes 	<ul style="list-style-type: none"> • Not Applicable

SQM Level of Disaggregation - Analog/Benchmark

SQM Level of Disaggregation	Retail Analog/Benchmark
<ul style="list-style-type: none"> • By interface type for all interfaces accessed by CLECs 	<ul style="list-style-type: none"> • 97% in 15 Minutes

Interface	Applicable to
EDI	CLEC
CSOTS	CLEC
LENS	CLEC
TAG	CLEC
ECTA	CLEC
TAFI	CLEC/BellSouth

SEEM Measure

SEEM Measure		
No	Tier I	
	Tier II	
	Tier III	

SEEM Disaggregation - Analog/Benchmark

SEEM Disaggregation	SEEM Analog/Benchmark
• Not Applicable	• Not Applicable

Section 12: Bona Fide / New Business Request Process

BFR-1: Percentage of BFR/NBR Requests Processed Within 30 Business Days

Definition

Percentage of Bona Fide/New Business Requests processed within 30 business days for the development and purchases of network elements not currently offered.

Exclusions

Any application cancelled by the CLEC

Business Rules

The clock starts when BellSouth receives a complete and accurate application. The clock stops when BellSouth completes application processing for Network Elements that are not operational at the time of the request.

Calculation

Percentage of BFR/NBR Requests Processed Within 30 Business Days = $(a \div b) \times 100$

- a = Count of number of requests processed within 30 days
- b = Total number of requests

Report Structure

- Individual CLEC (alias) aggregate
- Aggregate of all CLECs

Data Retained

- Report period
- Aggregate data

SQM Level of Disaggregation - Analog/Benchmark

SQM Level of Disaggregation	Retail Analog/Benchmark
• Region	• 90% ≤ 30 business days

SEEM Measure

SEEM Measure		
No	Tier I	
	Tier II	
	Tier III	

SEEM Disaggregation - Analog/Benchmark

SEEM Disaggregation	SEEM Analog/Benchmark
• Not Applicable	• Not Applicable

BFR-1: Percentage of BFR/NBR Requests Processed Within 30 Business Days

BFR-2: Percentage of Quotes Provided for Authorized BFR/NBR Requests Processed Within X (10/30/60) Business Days

BFR-2: Percentage of Quotes Provided for Authorized BFR/NBR Requests Processed Within X (10/30/60) Business Days

Definition

Percentage of quotes provided in response to Bona Fide/New Business Requests within X (10/30/60) business days for network elements not currently offered.

Exclusions

Requests that are subject to pending arbitration

Business Rules

The clock starts when BellSouth receives a complete and accurate application. The clock stops when BellSouth responds back to the application with a price quote.

Calculation

Percentage of Quotes Provided for Authorized BFR/NBR Requests Processed Within X (10/30/60) Business Days = $(a \div b) \times 100$

- a = Count of number of requests processed within “X” days
- b = Total number of requests
where “X” = 10, 30, or 60 days

Report Structure

- New Network Elements that are operational at the time of the request.
- New Network Elements that are ordered by the FCC.
- New Network Elements that are not operational at the time of the request.

Data Retained

- Report period
- Aggregate data

SQM Level of Disaggregation - Analog/Benchmark

SQM Level of Disaggregation	Retail Analog/Benchmark
<ul style="list-style-type: none"> • Region 	<ul style="list-style-type: none"> • 90% ≤ 10/30/60 business days <ul style="list-style-type: none"> - Network Elements that are operational at the time of the request – 10 days - Network Elements that are Ordered by the FCC – 30 days - New Network Elements – 90 days

SEEM Measure

SEEM Measure		
No	Tier I	
	Tier II	
	Tier III	

SEEM Disaggregation - Analog/Benchmark

SEEM Disaggregation	SEEM Analog/Benchmark
• Not Applicable	• Not Applicable

BFR-2: Percentage of Quotes Provided for Authorized BFR/NBR Requests Processed Within X (10/30/60) Business Days

Appendix A: Reporting Scope

A-1: Standard Service Groupings

See individual reports in the body of the SQM.

A-2: Standard Service Order Activities

These are the generic BellSouth/CLEC service order activities which are included in the Pre-Ordering, Ordering, and Provisioning sections of this document. It is not meant to indicate specific reporting categories.

Service Order Activity Types

- Service Migrations Without Changes
- Service Migrations With Changes
- Move and Change Activities
- Service Disconnects (Unless noted otherwise)
- New Service Installations

Pre-Ordering Query Types

- Address
- Telephone Number
- Appointment Scheduling
- Customer Service Record
- Feature Availability
- Service Inquiry

Maintenance Query Types:

TAFI - TAFI queries the systems below

- CRIS
- March
- Predictor
- LMOS
 - DLR
 - DLETH
 - LMOSupd
- LNP
- NIW
- OSPCM
- SOCS

Report Levels

- CLEC RESH
- CLEC State
- CLEC Region
- Aggregate CLEC State

- Aggregate CLEC Region
- BellSouth State
- BellSouth Region

Appendix B: Glossary of Acronyms and Terms

Symbols used in calculations

- Σ A mathematical symbol representing the sum of a series of values following the symbol.
- A mathematical operator representing subtraction.
- + A mathematical operator representing addition.
- \div A mathematical operator representing division.
- () Parentheses, used to group mathematical operations which are completed before operations outside the parentheses.

A

ACD: Automatic Call Distributor - A service that provides status monitoring of agents in a call center and routes high volume incoming telephone calls to available agents while collecting management information on both callers and attendants.

Aggregate: Sum total of all items in like category, e.g. CLEC aggregate equals the sum total of all CLECs' data for a given reporting level.

ALEC: Alternative Local Exchange Company = FL CLEC

ADSL: Asymmetrical Digital Subscriber Line

ASR: Access Service Request - A request for access service terminating delivery of carrier traffic into a Local Exchange Carrier's network.

ATLAS: Application for Telephone Number Load Administration System - The BellSouth Operations System used to administer the pool of available telephone numbers and to reserve selected numbers from the pool for use on pending service requests/service orders.

ATLASTN: ATLAS software contract for Telephone Number.

Auto Clarification: The number of LSRs that were electronically rejected from LESOG and electronically returned to the CLEC for correction.

B

BFR: Bona Fide Request

BILLING: The process and functions by which billing data is collected and by which account information is processed in order to render accurate and timely billing.

BOCRIS: Business Office Customer Record Information System (Front-end to the CRIS database.)

BRI: Basic Rate ISDN

BRC: Business Repair Center – The BellSouth Business Systems trouble receipt center which serves business and CLEC customers.

BellSouth : BellSouth Telecommunications, Inc.

C

CABS: Carrier Access Billing System

CCC: Coordinated Customer Conversions

CCP: Change Control Process

Centrex: A business telephone service, offered by local exchange carriers, which is similar to a Private Branch Exchange (PBX) but the switching equipment is located in the telephone company Central Office (CO).

CKTID: A unique identifier for elements combined in a service configuration

CLEC: Competitive Local Exchange Carrier

CLP: Competitive Local Provider = NC CLEC

CM: Change Management

CMDS: Centralized Message Distribution System - Telcordia administered national system used to transfer specially formatted messages among companies.

COFFI: Central Office Feature File Interface - Provides information about USOCs and class of service. COFFI is a part of DOE/SONGS. It indicates all services available to a customer.

COG: Corporate Gateway - Telcordia product designed for the electronic submission of xDSL Local Service Requests.

CRIS: Customer Record Information System - The BellSouth proprietary corporate database and billing system for non-access customers and services.

CRSACCTS: CRIS software contract for CSR information

CRSG: Complex Resale Support Group

C-SOTS: CLEC Service Order Tracking System

CSR: Customer Service Record

CTTG: Common Transport Trunk Group - Final trunk groups between BellSouth & Independent end offices and the BellSouth access tandems.

D

DA: Directory Assistance

DESIGN: Design Service is defined as any Special or Plain Old Telephone Service Order which requires BellSouth Design Engineering Activities.

DISPOSITION & CAUSE: Types of trouble conditions, e.g. No Trouble Found, Central Office Equipment, Customer Premises Equipment, etc.

DLETH: Display Lengthy Trouble History - A history report that gives all activity on a line record for trouble reports in LMOS.

DLR: Detail Line Record - All the basic information maintained on a line record in LMOS, e.g. name, address, facilities, features etc.

DS-0: The worldwide standard speed for one digital voice signal (64000 bps).

DS-1: 24 DS-0s (1.544Mb/sec., i.e. carrier systems)

DOE: Direct Order Entry System - An internal BellSouth service order entry system used by BellSouth Service Representatives to input business service orders in BellSouth format.

DOM: Delivery Order Manager - Telcordia product designed for the electronic submission of xDSL Local Service Requests.

DSAP: DOE (Direct Order Entry) Support Application - The BellSouth Operations System which assists a Service Representative or similar carrier agent in negotiating service provisioning commitments for non-designed services and Unbundled Network Elements.

DSAPDDI: DSAP software contract for schedule information.

DSL: Digital Subscriber Line

DUI: Database Update Information

E

E911: Provides callers access to the applicable emergency services bureau by dialing a 3-digit universal telephone number.

EDI: Electronic Data Interchange - The computer-to-computer exchange of inter and/or intra-company business documents in a public standard format.

ESSX: BellSouth Centrex Service

F

Fatal Reject: LSRs electronically rejected from LEO, which checks to see if the LSR has all the required fields correctly populated.

Flow-Through: In the context of this document, LSRs submitted electronically via the CLEC mechanized ordering process that flow through to the BellSouth OSS without manual or human intervention.

FOC: Firm Order Confirmation - A notification returned to the CLEC confirming that the LSR has been received and accepted, including the specified commitment date.

FX: Foreign Exchange

G**H**

HAL: “Hands Off” Assignment Logic - Front end access and error resolution logic used in interfacing BellSouth Operations Systems such as ATLAS, BOCRIS, LMOS, PSIMS, RSAG and SOCS.

HALCRIS: HAL software contract for CSR information

HDSL: High Density Subscriber Loop/Line

I

ILEC: Incumbent Local Exchange Company

INP: Interim Number Portability

ISDN: Integrated Services Digital Network

IPC: Interconnection Purchasing Center

L

LAN: Local Area Network

LAUTO: The automatic processor in the LNP Gateway that validates LSRs and issues service orders.

LCSC: Local Carrier Service Center - The BellSouth center which is dedicated to handling CLEC LSRs, ASRs, and Pre-ordering transactions along with associated expedite requests and escalations.

Legacy System: Term used to refer to BellSouth Operations Support Systems (see OSS)

LENS: Local Exchange Negotiation System - The BellSouth LAN/web server/OS application developed to provide both preordering and ordering electronic interface functions for CLECs.

LEO: Local Exchange Ordering - A BellSouth system which accepts the output of EDI, applies edit and formatting checks, and reformats the Local Service Requests in BellSouth Service Order format.

LERG: Local Exchange Routing Guide

LESOG: Local Exchange Service Order Generator - A BellSouth system which accepts the service order output of LEO and enters the Service Order into the Service Order Control System using terminal emulation technology.

LFACS: Loop Facilities Assessment and Control System

LIDB: Line Information Database

LISC: Local Interconnection Service Center - The center that issues trunk orders.

LMOS: Loop Maintenance Operations System - A BellSouth Operations System that stores the assignment and selected account information for use by downstream OSS and BellSouth personnel during provisioning and maintenance activities.

LMOS HOST: LMOS host computer

LMOSupd: LMOS updates

LMU: Loop Make-up

LMUS: Loop Make-up Service Inquiry

LNP: Local Number Portability - In the context of this document, the capability for a subscriber to retain his current telephone number as he transfers to a different local service provider.

LOOPS : Transmission paths from the central office to the customer premises.

LRN: Location Routing Number

LSR: Local Service Request – A request for local resale service or unbundled network elements from a CLEC.

M

Maintenance & Repair: The process and function by which trouble reports are passed to BellSouth and by which the related service problems are resolved.

MARCH: BellSouth Operations System which accepts service orders, interprets the coding contained in the service order image, and constructs the specific switching system Recent Change command messages for input into end office switches.

N

NBR: New Business Request

NC: “No Circuits” - All circuits busy announcement.

NIW: Network Information Warehouse

NMLI: Native Mode LAN Interconnection

NPA: Numbering Plan Area

NXX: The “exchange” portion of a telephone number.

O

OASIS: Obtain Availability Services Information System - A BellSouth front-end processor, which acts as an interface between COFFI and RNS. This system takes the USOCs in COFFI and translates them to English for display in RNS.

OASISBSN: OASIS software contract for feature/service

OASISCAR: OASIS software contract for feature/service

OASISLPC: OASIS software contract for feature/service

OASISMTN: OASIS software contract for feature/service

OASISNET: OASIS software contract for feature/service

OASISOCP: OASIS software contract for feature/service

ORDERING: The process and functions by which resale services or unbundled network elements are ordered from BellSouth as well as the process by which an LSR or ASR is placed with BellSouth.

OSPCM: Outside Plant Contract Management System - Provides Scheduling Information.

OSS: Operations Support System - A support system or database which is used to mechanize the flow or performance of work. The term is used to refer to the overall system consisting of hardware complex, computer operating system(s), and application which is used to provide the support functions.

OUT OF SERVICE: Customer has no dial tone and cannot call out.

P

PMAP: Performance Measurement Analysis Platform

PMQAP: Performance Measurement Quality Assurance Plan

PON: Purchase Order Number

POTS: Plain Old Telephone Service

PREDICTOR: The BellSouth Operations system which is used to administer proactive maintenance and rehabilitation activities on outside plant facilities, provide access to selected work groups (e.g. RRC & BRC) to Mechanized Loop Testing and switching system I/O ports, and provide certain information regarding the attributes and capabilities of outside plant facilities.

Preordering: The process and functions by which vital information is obtained, verified, or validated prior to placing a service request.

PRI: Primary Rate ISDN

Provisioning: The process and functions by which necessary work is performed to activate a service requested via an LSR or ASR and to initiate the proper billing and accounting functions.

PSIMS: Product/Service Inventory Management System - A BellSouth database Operations System which contains availability information on switching system features and capabilities and on BellSouth service availability. This database is used to verify the availability of a feature or service in an NXX prior to making a commitment to the customer.

PSIMSORB: PSIMS software contract for feature/service.

Q

R

RNS: Regional Negotiation System - An internal BellSouth service order entry system used by BellSouth Consumer Services to input service orders in BellSouth format.

ROS: Regional Ordering System

RRC: Residence Repair Center - The BellSouth Consumer Services trouble receipt center which serves residential customers.

RSAG: Regional Street Address Guide - The BellSouth database, which contains street addresses validated to be accurate with state and local governments.

RSAGADDR: RSAG software contract for address search.

RSAGTN: RSAG software contract for telephone number search.

S

SAC: Service Advocacy Center

SEEM: Self Effectuating Enforcement Mechanism

SOCS: Service Order Control System - The BellSouth Operations System which routes service order images among BellSouth drop points and BellSouth Operations Systems during the service provisioning process.

SOG: Service Order Generator - Telcordia product designed to generate a service order for xDSL.

SOIR: Service Order Interface Record - any change effecting activity to a customer account by service order that impacts 911/E911

SONGS: Service Order Negotiation and Generation System.

T

TAFI: Trouble Analysis Facilitation Interface - The BellSouth Operations System that supports trouble receipt center personnel in taking and handling customer trouble reports.

TAG: Telecommunications Access Gateway – TAG was designed to provide an electronic interface, or machine-to-machine interface for the bi-directional flow of information between BellSouth's OSSs and participating CLECs.

TN: Telephone Number

Total Manual Fallout: The number of LSRs which are entered electronically but require manual entering into a service order generator.

U

UNE: Unbundled Network Element

UCL: Unbundled Copper Link

USOC: Universal Service Order Code

V

W

WATS: Wide Area Telephone Service

WFA: Work Force Administration

WMC: Work Management Center

WTN: Working Telephone Number.

X

Y

Z

Appendix C: BellSouth Audit Policy

BellSouth currently provides many CLECs with certain audit rights as a part of their individual interconnection agreements. However, it is not reasonable for BellSouth to undergo an audit of the SQM for every CLEC with which it has a contract. BellSouth has developed a proposed Audit Plan for use by the parties to an audit. If requested by a Public Service Commission or by a CLEC exercising contractual audit rights, BellSouth will agree to undergo a comprehensive audit of the aggregate level reports for both BellSouth and the CLEC(s) each of the next five (5) years (2001-2005) to be conducted by an independent third party. The results of that audit will be made available to all the parties subject to proper safeguards to protect proprietary information. This aggregate level audit includes the following specifications:

1. The cost shall be borne 50% by BellSouth and 50% by the CLEC or CLECs.
2. The independent third party auditor shall be selected with input from BellSouth, the PSC, if applicable, and the CLEC(s).
3. BellSouth, the PSC and the CLEC(s) shall jointly determine the scope of the audit.

BellSouth reserves the right to make changes to this audit policy as growth and changes in the industry dictate.

**AMENDMENT
TO THE
INTERCONNECTION AGREEMENT BETWEEN
Xspedius Corp. AND
BELLSOUTH TELECOMMUNICATIONS, INC.**

Pursuant to this Amendment, (the "Amendment"), Xspedius Corp and BellSouth Telecommunications, Inc. ("BellSouth"), hereinafter referred to collectively as the "Parties," hereby agree to amend that certain Interconnection Agreement between the Parties dated January 1, 2000 ("Agreement").

NOW THEREFORE, in consideration of the mutual provisions contained herein and other good and valuable consideration, the receipt and sufficiency of which are hereby acknowledged, the Parties hereby covenant and agree as follows:

1. Attachment 2, Exhibit C is augmented to add Exhibit B3, rates for Additional Port USOCs for the state Alabama, and Attachment2, Exhibit B is augmented to add Exhibit B3 rates for Additional Port USOCs for the states Louisiana, Mississippi, and North Carolina:
2. All of the other provisions of the Agreement, dated January 1, 2000 , shall remain in full force and effect.
3. Either or both of the Parties is authorized to submit this Amendment to the respective state regulatory authorities for approval subject to Section 252(e) of the Federal Telecommunications Act of 1996.

IN WITNESS WHEREOF, the Parties hereto have caused this Amendment to be executed by their respective duly authorized representatives and shall be deemed effective the date the last Party signs the Amendment.

Xspedius Corp.

Signature on File
Signature

Clements LeJeune
Name

Sr. Vice President of Network Ops
Title

9/13/2002
Date

BellSouth Telecommunications, Inc.

Signature on File
Signature

Elizabeth R. A. Shiroishi
Name

Assistant Director
Title

9/16/2002
Date

UNBUNDLED NETWORK ELEMENTS - Alabama											Attachment: 2		Exhibit: B			
CATEGORY	RATE ELEMENTS	Interim	Zone	BCS	USOC	RATES(\$)	Svc Order Submitted Elec per LSR	Svc Order Submitted Manually per LSR	Incremental Charge - Manual Svc Order vs. Electronic-1st	Incremental Charge - Manual Svc Order vs. Electronic-Add'l	Incremental Charge - Manual Svc Order vs. Electronic-Disc 1st	Incremental Charge - Manual Svc Order vs. Electronic-Disc Add'l	OSS Rates(\$)			
													Rec	Nonrecurring First	Nonrecurring Add'l	Nonrecurring Disconnect First
<p>The "Zone" shown in the sections for stand-alone loops or loops as part of a combination refers to Geographically Deaveraged UNE Zones. To view Geographically Deaveraged UNE Zone Designations by Central Office, refer to Internet Website: http://www.interconnection.bellsouth.com/become_a_clec/html/interconnection.htm</p>																
UNBUNDLED LOCAL EXCHANGE SWITCHING(PORTS)																
Exchange Ports																
NOTE: Although the Port Rate includes all available features in GA, KY, LA & TN, the desired features will need to be ordered using retail USOCs																
2-WIRE VOICE GRADE LINE PORT RATES (RES)																
	Alabama Extended Local Dialing Port without Caller ID capability			UEPSR	UEPWA	1.38	2.38	2.27	1.42	1.33			15.66			
	Low Usage Line Port without Caller ID capability			UEPSR	UEPRT	1.38	2.38	2.27	1.42	1.33			15.66			
FEATURES																
	All Available Vertical Features			UEPSR	UEPVF	1.98	0.00	0.00					15.66			
2-WIRE VOICE GRADE LINE PORT RATES (BUS)																
	Alabama Extended Local Dialing Port without Caller ID capability			UEPSB	UEPWB	1.38	2.38	2.27	1.42	1.33			15.66			
	Incoming Only without Caller ID capability			UEPSB	UEPBE	1.38	2.38	2.27	1.42	1.33			15.66			
FEATURES																
	All Available Vertical Features			UEPSB	UEPVF	1.98	0.00	0.00					15.66			
UNBUNDLED PORT/LOOP COMBINATIONS - COST BASED RATES																
> Cost Based Rates are applied where BellSouth is required by FCC and/or State Commission rule to provide Unbundled Local Switching or Switch Ports.																
> Features shall apply to the Unbundled Port/Loop Combination - Cost Based Rate section in the same manner as they are applied to the Stand-Alone Unbundled Port section of this Rate Exhibit.																
> End Office and Tandem Switching Usage and Common Transport Usage rates in the Port section of this rate exhibit shall apply to all combinations of loop/port network elements except for UNE Coin Port/Loop Combinations.																
> The first and additional Port nonrecurring charges apply to Not Currently Combined Combos. For Currently Combined Combos, the nonrecurring charges shall be those identified in the Nonrecurring - Currently Combined sections. Additional NRCs may apply also and are categorized accordingly.																
2-WIRE VOICE GRADE LOOP WITH 2-WIRE LINE PORT (RES)																
UNE Port/Loop Combination Rates																
	2-Wire VG Loop/Port Combo - Zone 1		1			12.70										
	2-Wire VG Loop/Port Combo - Zone 2		2			21.19										
	2-Wire VG Loop/Port Combo - Zone 3		3			34.80										
UNE Loop Rates																
	2-Wire Voice Grade Loop (SL1) - Zone 1		1	UEPRX	UEPLX	11.55										
	2-Wire Voice Grade Loop (SL1) - Zone 2		2	UEPRX	UEPLX	20.04										
	2-Wire Voice Grade Loop (SL1) - Zone 3		3	UEPRX	UEPLX	33.65										
2-Wire Voice Grade Line Port Rates (Res)																
	Alabama Extended Local Dialing Port without Caller ID capability			UEPRX	UEPWA	1.15	40.19	19.83	24.91	6.63			15.66			
	Low Usage Line Port without Caller ID capability			UEPRX	UEPRT	1.15	40.19	19.83	24.91	6.63			15.66			
FEATURES																

UNBUNDLED NETWORK ELEMENTS - Alabama													Attachment: 2		Exhibit: B							
CATEGORY	RATE ELEMENTS	Interim	Zone	BCS	USOC	RATES(\$)	Svc Order Submitted Elec per LSR	Svc Order Submitted Manually per LSR	Incremental Charge - Manual Svc Order vs. Electronic-1st	Incremental Charge - Manual Svc Order vs. Electronic-Add'l	Incremental Charge - Manual Svc Order vs. Electronic-Disc 1st	Incremental Charge - Manual Svc Order vs. Electronic-Disc Add'l	OSS Rates(\$)									
													Rec	Nonrecurring		Nonrecurring Disconnect		SOMEK	SOMAN	SOMAN	SOMAN	SOMAN
													First	Add'l	First	Add'l						
	All Features Offered			UEPRX	UEPVF	1.98							0.00	0.00						15.66		
LOCAL NUMBER PORTABILITY																						
	Local Number Portability (1 per port)			UEPRX	LNPCX	0.35																
NONRECURRING CHARGES (NRCs) - CURRENTLY COMBINED																						
	2-Wire Voice Grade Loop / Line Port Combination - Conversion - Switch-as-is			UEPRX	USAC2								0.10	0.10						15.66		
	2-Wire Voice Grade Loop / Line Port Combination - Conversion - Switch with change			UEPRX	USACC								2.80	0.41						15.66		
	2-Wire Voice Grade Loop / Line Port Combination - Conversion - Subsequent Database Update												1.44							15.66		
ADDITIONAL NRCs																						
	2-Wire Voice Grade Loop/Line Port Combination - Subsequent Activity			UEPRX	USAS2	0.00							0.00	0.00						15.66		
2-WIRE VOICE GRADE LOOP WITH 2-WIRE LINE PORT (BUS)																						
UNE Port/Loop Combination Rates																						
	2-Wire VG Loop/Port Combo - Zone 1		1			12.70																
	2-Wire VG Loop/Port Combo - Zone 2		2			21.19																
	2-Wire VG Loop/Port Combo - Zone 3		3			34.80																
UNE Loop Rates																						
	2-Wire Voice Grade Loop (SL1) - Zone 1		1	UEPBX	UEPLX	11.55																
	2-Wire Voice Grade Loop (SL1) - Zone 2		2	UEPBX	UEPLX	20.04																
	2-Wire Voice Grade Loop (SL1) - Zone 3		3	UEPBX	UEPLX	33.65																
2-Wire Voice Grade Line Port (Bus)																						
	Alabama Extended Local Dialing Port without Caller ID capability			UEPBX	UEPWB	1.15							40.19	19.83	24.91	6.63				15.66		
	Incoming Only without Caller ID capability			UEPBX	UEPBE	1.15							40.19	19.83	24.91	6.63				15.66		
LOCAL NUMBER PORTABILITY																						
	Local Number Portability (1 per port)			UEPBX	LNPCX	0.35																
FEATURES																						
	All Features Offered			UEPBX	UEPVF	1.98							0.00	0.00						15.66		
NONRECURRING CHARGES (NRCs) - CURRENTLY COMBINED																						
	2-Wire Voice Grade Loop / Line Port Combination - Conversion - Switch-as-is			UEPBX	USAC2								0.10	0.10						15.66		
	2-Wire Voice Grade Loop / Line Port Combination - Conversion - Switch with change			UEPBX	USACC								2.80	0.41						15.66		
	2-Wire Voice Grade Loop / Line Port Combination - Conversion - Subsequent Database Update												1.44							15.66		
ADDITIONAL NRCs																						
	2-Wire Voice Grade Loop/Line Port Combination - Subsequent Activity			UEPBX	USAS2								0.00	0.00						15.66		

UNBUNDLED NETWORK ELEMENTS - Louisiana															
CATEGORY	RATE ELEMENTS	Interim	Zone	BCS	USOC	RATES(\$)	Svc Order Submitted Elec per LSR	Svc Order Submitted Manually per LSR	Attachment: 2		Exhibit: B				
									Incremental Charge - Manual Svc Order vs. Electronic-1st	Incremental Charge - Manual Svc Order vs. Electronic-Add'l	Incremental Charge - Manual Svc Order vs. Electronic-Disc 1st	Incremental Charge - Manual Svc Order vs. Electronic-Disc Add'l			
									Rec	Nonrecurring		Nonrecurring Disconnect		OSS Rates(\$)	
						First	Add'l	First	Add'l	SOME C	SOMAN	SOMAN	SOMAN	SOMAN	SOMAN
The "Zone" shown in the sections for stand-alone loops or loops as part of a combination refers to Geographically Deaveraged UNE Zones. To view Geographically Deaveraged UNE Zone Designations by Central Office, refer to Internet Website: http://www.interconnection.bellsouth.com/become_a_clec/html/interconnection.htm															
UNBUNDLED LOCAL EXCHANGE SWITCHING(PORTS)															
Exchange Ports															
NOTE: Although the Port Rate includes all available features in GA, KY, LA & TN, the desired features will need to be ordered using retail USOCs															
2-WIRE VOICE GRADE LINE PORT RATES (RES)															
	Louisiana Extended Local Dialing Port without Caller ID			UEPSR	UEPWG	1.52	2.31	2.21			15.20				
	Louisiana Calling Plan Port without Caller ID capability			UEPSR	UEPRQ	1.52	2.31	2.21			15.20				
	Low Usage Line Port without Caller ID capability			UEPSR	UEPRT	1.52	2.31	2.21			15.20				
2-WIRE VOICE GRADE LINE PORT RATES (BUS)															
	Louisiana Extended Local Dialing Port without Caller ID capability			UEPSB	UEPWH	1.52	2.31	2.21			15.20				
	Louisiana Business Area Calling Port without Caller ID capability			UEPSB	UEPBA	1.52	2.31	2.21			15.20				
	Incoming Only without Caller ID capability				UEPBE	1.52	2.31	2.21			15.20				
UNBUNDLED PORT/LOOP COMBINATIONS - COST BASED RATES															
> Cost Based Rates are applied where BellSouth is required by FCC and/or State Commission rule to provide Unbundled Local Switching or Switch Ports.															
> Features shall apply to the Unbundled Port/Loop Combination - Cost Based Rate section in the same manner as they are applied to the Stand-Alone Unbundled Port section of this Rate Exhibit.															
> End Office and Tandem Switching Usage and Common Transport Usage rates in the Port section of this rate exhibit shall apply to all combinations of loop/port network elements except for UNE Coin Port/Loop Combinations.															
> The first and additional Port nonrecurring charges apply to Not Currently Combined Combos. For Currently Combined Combos, the nonrecurring charges shall be those identified in the Nonrecurring - Currently Combined sections. Additional NRCs may apply also and are categorized accordingly.															
2-WIRE VOICE GRADE LOOP WITH 2-WIRE LINE PORT (RES)															
2-Wire Voice Grade Line Port Rates (Res)															
	Louisiana Extended Local Dialing Port without Caller ID capability			UEPRX	UEPWG	1.36	38.85	19.08			15.20				
	Louisiana Calling Plan Port without Caller ID capability			UEPRX	UEPRQ	1.36	38.85	19.08			15.20				
	Low Usage Line Port without Caller ID capability			UEPRX	UEPRT	1.36	38.85	19.08			15.20				
2-Wire Voice Grade Line Port (Bus)															
	Louisiana Extended Local Dialing Port without Caller ID capability			UEPBX	UEPWH	1.36	38.85	19.08			15.20				
	Louisiana Business Area Calling Port without Caller ID capability			UEPBX	UEPBA	1.36	38.85	19.08			15.20				
	Incoming Only without Caller ID capability			UEPBX	UEPBE	1.36	38.85	19.08			15.20				
UNBUNDLED PORT LOOP COMBINATIONS - MARKET RATES															

UNBUNDLED NETWORK ELEMENTS - Louisiana																		
CATEGORY	RATE ELEMENTS	Interim	Zone	BCS	USOC	RATES(\$)				Svc Order Submitted Elec per LSR	Svc Order Submitted Manually per LSR	Attachment: 2		Exhibit: B				
						Rec	Nonrecurring		Nonrecurring Disconnect			OSS Rates(\$)						
							First	Add'l	First			Add'l	SOME C	SOMAN	SOMAN	SOMAN	SOMAN	SOMAN
	> Market Rates shall apply where BellSouth is not required to provide unbundled local switching or switch ports per FCC and/or State Commission rules.																	
	This includes unbundled port/loop combinations that are Currently Combined or Not Currently Combined in Zone 1 of the Top 8 MSAs in BellSouth's region for end users with 4 or more DS0 equivalent lines.																	
	> The Top 8 MSAs in BellSouth's region are: FL (Orlando, Ft. Lauderdale, Miami); GA (Atlanta); LA (New Orleans); NC (Greensboro-Winston Salem-Highpoint/Charlotte-Gastonia-Rock Hill); TN (Nashville).																	
	> BellSouth currently is developing the billing capability to mechanically bill the recurring and non-recurring Market Rates in this section. In the interim where BellSouth cannot bill Market Rates, BellSouth shall bill the rates in the Cost-Based section preceding in lieu of the Market Rates and reserves the right to true-up the billing difference.																	
	> The Market Rate for unbundled ports includes all available features in all states.																	
	> End Office and Tandem Switching Usage and Common Transport Usage rates in the Port section of this rate exhibit shall apply to all combinations of loop/port network elements except for UNE Coin Port/Loop Combinations which have a flat rate usage charge																	
	> For Not Currently Combined scenarios where Market Rates apply, the Nonrecurring charges are listed in the First and Additional NRC columns for each Port USOC. For Currently Combined scenarios, the Nonrecurring charges are listed in the NRC - Currently Combined section. Additional NRCs may apply also and are categorized accordingly.																	
	2-WIRE VOICE GRADE LOOP WITH 2-WIRE LINE PORT (RES)																	
	2-Wire Voice Grade Line Port (Res)																	
	Louisiana Extended Local Dialing Port without Caller ID capability			UEPRX	UEPWG	14.00	90.00	90.00				31.92	7.32					
	Louisiana Calling Plan Port without Caller ID capability			UEPRX	UEPRQ	14.00	90.00	90.00				31.92	7.32					
	Low Usage Line Port without Caller ID capability			UEPRX	UEPRT	14.00	90.00	90.00				31.92	7.32					
	2-Wire Voice Grade Line Port (Bus)																	
	Louisiana Extended Local Dialing Port without Caller ID capability			UEPBX	UEPWH	14.00	90.00	90.00				31.92	7.32					
	Louisiana Business Area Calling Port without Caller ID capability			UEPBX	UEPBA	14.00	90.00	90.00				31.92	7.32					
	Incoming Only without Caller ID capability			UEPBX	UEPBE	14.00	90.00	90.00				31.92	7.32					

UNBUNDLED NETWORK ELEMENTS - Mississippi																
CATEGORY	RATE ELEMENTS	Interim	Zone	BCS	USOC	RATES(\$)	Svc Order Submitted Elec per LSR	Svc Order Submitted Manually per LSR	Attachment: 2				Exhibit: B			
									Incremental Charge - Manual Svc Order vs. Electronic-1st	Incremental Charge - Manual Svc Order vs. Electronic-Add'l	Incremental Charge - Manual Svc Order vs. Electronic-Disc 1st	Incremental Charge - Manual Svc Order vs. Electronic-Disc Add'l	OSS Rates(\$)			
													Rec	Nonrecurring		Nonrecurring Disconnect
First	Add'l	First	Add'l	SOME C	SOMAN	SOMAN	SOMAN	SOMAN								
The "Zone" shown in the sections for stand-alone loops or loops as part of a combination refers to Geographically Deaveraged UNE Zones. To view Geographically Deaveraged UNE Zone Designations by Central Office, refer to Internet Website: http://www.interconnection.bellsouth.com/become_a_clec/html/interconnection.htm																
UNBUNDLED LOCAL EXCHANGE SWITCHING(PORTS)																
Exchange Ports																
NOTE: Although the Port Rate includes all available features in GA, KY, LA & TN, the desired features will need to be ordered using retail USOCs																
2-WIRE VOICE GRADE LINE PORT RATES (RES)																
	Mississippi Extended Local Dialing Port without Caller ID capability			UEPSR	UEPWJ	1.41	2.39	2.29	1.42	1.33	15.75					
	Low Usage Line Port without Caller ID capability			UEPSR	UEPRT	1.41	2.39	2.29	1.42	1.33	15.75					
2-WIRE VOICE GRADE LINE PORT RATES (BUS)																
	Mississippi Extended Local Dialing Port without Caller ID capability			UEPSB	UEPWK	1.41	2.39	2.29	1.42	1.33	15.75					
	Incoming Only without Caller ID capability			UEPSB	UEPBE	1.41	2.39	2.29	1.42	1.33	15.75					
EXCHANGE PORT RATES (DID & PBX)																
	PBX 2-Way Combo MS Local Opt 2 Calling Port			UEPSP	UEPA5	1.41	31.45	14.93	14.38	0.92	15.75					
UNBUNDLED PORT/LOOP COMBINATIONS - COST BASED RATES																
> Cost Based Rates are applied where BellSouth is required by FCC and/or State Commission rule to provide Unbundled Local Switching or Switch Ports.																
> Features shall apply to the Unbundled Port/Loop Combination - Cost Based Rate section in the same manner as they are applied to the Stand-Alone Unbundled Port section of this Rate Exhibit.																
> End Office and Tandem Switching Usage and Common Transport Usage rates in the Port section of this rate exhibit shall apply to all combinations of loop/port network elements except for UNE Coin Port/Loop Combinations.																
> The first and additional Port nonrecurring charges apply to Not Currently Combined Combos. For Currently Combined Combos, the nonrecurring charges shall be those identified in the Nonrecurring - Currently Combined sections. Additional NRCs may apply also and are categorized accordingly.																
2-WIRE VOICE GRADE LOOP WITH 2-WIRE LINE PORT (RES)																
2-Wire Voice Grade Line Port Rates (Res)																
	Mississippi Extended Local Dialing Port without Caller ID capability			UEPRX	UEPWJ	1.23	40.31	19.84	24.90	6.58	15.75					
	Low Usage Line Port without Caller ID capability			UEPRX	UEPRT	1.23	40.31	19.84	24.90	6.58	15.75					
2-Wire Voice Grade Line Port (Bus)																
	Mississippi Extended Local Dialing Port without Caller ID capability			UEPBX	UEPWK	1.23	40.31	19.84	24.90	6.58	15.75					
	Incoming Only without Caller ID capability			UEPBX	UEPBE	1.23	40.31	19.84	24.90	6.58	15.75					

UNBUNDLED NETWORK ELEMENTS - Mississippi												Attachment: 2		Exhibit: B	
CATEGORY	RATE ELEMENTS	Interim	Zone	BCS	USOC	RATES(\$)				Svc Order Submitted Elec per LSR	Svc Order Submitted Manually per LSR	Incremental Charge - Manual Svc Order vs. Electronic-1st	Incremental Charge - Manual Svc Order vs. Electronic-Add'l	Incremental Charge - Manual Svc Order vs. Electronic-Disc 1st	Incremental Charge - Manual Svc Order vs. Electronic-Disc Add'l
						Rec	Nonrecurring		Nonrecurring Disconnect						
							First	Add'l	First	Add'l	SOME C	SOMAN	SOMAN	SOMAN	SOMAN
	2-Wire Voice Grade Line Port Rates (BUS - PBX)														
	PBX 2-Way Combo MS Local Opt 2 Calling Port			UEPPX	UEPA5	1.23	69.37	32.48	37.86	6.17		15.75			

UNBUNDLED NETWORK ELEMENTS - North Carolina														Attachment: 2		Exhibit: B										
CATEGORY	RATE ELEMENTS	Interim	Zone	BCS	USOC	RATES(\$)	Svc Order Submitted Elec per LSR	Svc Order Submitted Manually per LSR	Incremental Charge - Manual Svc Order vs. Electronic-1st	Incremental Charge - Manual Svc Order vs. Electronic-Add'l	Incremental Charge - Manual Svc Order vs. Electronic-Disc 1st	Incremental Charge - Manual Svc Order vs. Electronic-Disc Add'l														
													Rec	Nonrecurring		Nonrecurring Disconnect		OSS Rates(\$)								
The "Zone" shown in the sections for stand-alone loops or loops as part of a combination refers to Geographically Deaveraged UNE Zones. To view Geographically Deaveraged UNE Zone Designations by Central Office, refer to Internet Website: http://www.interconnection.bellsouth.com/become_a_clec/html/interconnection.htm																										
UNBUNDLED LOCAL EXCHANGE SWITCHING(PORTS)																										
Exchange Ports																										
NOTE: Although the Port Rate includes all available features in GA, KY, LA & TN, the desired features will need to be ordered using retail USOCs																										
2-WIRE VOICE GRADE LINE PORT RATES (RES)																										
	Low Usage Line Port without Caller ID capability			UEPSR	UEPRT	2.19	21.60	21.60					26.94	12.76												
2-WIRE VOICE GRADE LINE PORT RATES (BUS)																										
	Incoming Only without Caller ID capability			UEPSB	UEPBE	2.19	21.60	21.60					26.94	12.76												
UNBUNDLED PORT/LOOP COMBINATIONS - COST BASED RATES																										
> Cost Based Rates are applied where BellSouth is required by FCC and/or State Commission rule to provide Unbundled Local Switching or Switch Ports.																										
> Features shall apply to the Unbundled Port/Loop Combination - Cost Based Rate section in the same manner as they are applied to the Stand-Alone Unbundled Port section of this Rate Exhibit.																										
> End Office and Tandem Switching Usage and Common Transport Usage rates in the Port section of this rate exhibit shall apply to all combinations of loop/port network elements except for UNE Coin Port/Loop Combinations.																										
> The first and additional Port nonrecurring charges apply to Not Currently Combined Combos. For Currently Combined Combos, the nonrecurring charges shall be those identified in the Nonrecurring - Currently Combined sections. Additional NRCs may apply also and are categorized accordingly.																										
2-WIRE VOICE GRADE LOOP WITH 2-WIRE LINE PORT (RES)																										
	Low Usage Line Port without Caller ID capability			UEPRX	UEPRT	2.28	79.59	63.97					40.18	9.45												
	Incoming Only without Caller ID capability			UEPBX	UEPBE	2.28	79.59	63.97					40.18	9.45												
UNBUNDLED PORT LOOP COMBINATIONS - MARKET RATES																										
> Market Rates shall apply where BellSouth is not required to provide unbundled local switching or switch ports per FCC and/or State Commission rules.																										
This includes unbundled port/loop combinations that are Currently Combined or Not Currently Combined in Zone 1 of the Top 8 MSAs in BellSouth's region for end users with 4 or more DS0 equivalent lines.																										
> The Top 8 MSAs in BellSouth's region are: FL (Orlando, Ft. Lauderdale, Miami); GA (Atlanta); LA (New Orleans); NC (Greensboro-Winston Salem-Highpoint/Charlotte-Gastonia-Rock Hill); TN (Nashville).																										
> BellSouth currently is developing the billing capability to mechanically bill the recurring and non-recurring Market Rates in this section. In the interim where BellSouth cannot bill Market Rates, BellSouth shall bill the rates in the Cost-Based section preceding in lieu of the Market Rates and reserves the right to true-up the billing difference.																										
> The Market Rate for unbundled ports includes all available features in all states.																										
> End Office and Tandem Switching Usage and Common Transport Usage rates in the Port section of this rate exhibit shall apply to all combinations of loop/port network elements except for UNE Coin Port/Loop Combinations which have a flat rate usage charge																										
> For Not Currently Combined scenarios where Market Rates apply, the Nonrecurring charges are listed in the First and Additional NRC columns for each Port USOC. For Currently Combined scenarios, the Nonrecurring charges are listed in the NRC - Currently Combined section. Additional NRCs may apply also and are categorized accordingly.																										

UNBUNDLED NETWORK ELEMENTS - North Carolina																
CATEGORY	RATE ELEMENTS	Interim	Zone	BCS	USOC	RATES(\$)	Svc Order Submitted Elec per LSR	Svc Order Submitted Manually per LSR	Attachment: 2		Exhibit: B					
									Incremental Charge - Manual Svc Order vs. Electronic-1st	Incremental Charge - Manual Svc Order vs. Electronic-Add'l	Incremental Charge - Manual Svc Order vs. Electronic-Disc 1st	Incremental Charge - Manual Svc Order vs. Electronic-Disc Add'l				
						Rec	Nonrecurring		Nonrecurring Disconnect		OSS Rates(\$)					
							First	Add'l	First	Add'l	SOMEc	SOMAN	SOMAN	SOMAN	SOMAN	SOMAN
	2-WIRE VOICE GRADE LOOP WITH 2-WIRE LINE PORT (RES)															
	2-Wire Voice Grade Line Port (Res)															
	Low Usage Line Port without Caller ID capability			UEPRX	UEPRT	14.00	90.00	90.00				40.18	9.45			
	2-Wire Voice Grade Line Port (Bus)															
	Incoming Only without Caller ID capability			UEPBX	UEPBE	14.00	90.00	90.00				40.18	9.45			

UNBUNDLED NETWORK ELEMENTS - Tennessee														Attachment: 2		Exhibit: B3	
CATEGORY	RATE ELEMENTS	Interim	Zone	BCS	USOC	RATES(\$)					Svc Order Submitted Elec per LSR	Svc Order Submitted Manually per LSR	Incremental Charge - Manual Svc Order vs. Electronic-1st	Incremental Charge - Manual Svc Order vs. Electronic-Add'l	Incremental Charge - Manual Svc Order vs. Electronic-Disc 1st	Incremental Charge - Manual Svc Order vs. Electronic-Disc Add'l	
						Rec	Nonrecurring First	Add'l	Nonrecurring First	Nonrecurring Add'l							SOME C
The "Zone" shown in the sections for stand-alone loops or loops as part of a combination refers to Geographically Deaveraged UNE Zones. To view Geographically Deaveraged UNE Zone Designations by Central Office, refer to Internet Website: http://www.interconnection.bellsouth.com/become_a_clec/html/interconnection.htm																	
UNBUNDLED LOCAL EXCHANGE SWITCHING(PORTS)																	
Exchange Ports																	
NOTE: Although the Port Rate includes all available features in GA, KY, LA & TN, the desired features will need to be ordered using retail USOCs																	
2-WIRE VOICE GRADE LINE PORT RATES (RES)																	
	Tennessee Area Plus Port without Caller ID capability			UEPSR	UEPRR	1.89	9.93	9.19	3.66	2.92			20.35	10.54	13.32	1.40	
	Tennessee Extended Local Dialing Port without Caller ID capability			UEPSR	UEPWN	1.89	9.93	9.19	3.66	2.92			20.35	10.54	13.32	1.40	
	Low Usage Line Port without Caller ID capability			UEPSR	UEPRT	1.89	9.93	9.19	3.66	2.92			20.35	10.54	13.32	1.40	
2-WIRE VOICE GRADE LINE PORT RATES (BUS)																	
	Tennessee Extended Local Dialing Port without Caller ID capability			UEPSB	UEPWO	1.89	9.93	9.19	3.66	2.92			20.35	10.54	13.32	1.40	
	Tennessee (BUS) inward Collierville and Memphis Local Calling Plan			UEPSB	UEPB2	1.89	9.93	9.19	3.66	2.92			20.35	10.54	13.32	1.40	
	Tennessee (BUS) 2-Way Collierville and Memphis Local Calling Plan			UEPSB	UEPB3	1.89	9.93	9.19	3.66	2.92			20.35	10.54	13.32	1.40	
	Incoming Only without Caller ID capability			UEPSB	UEPBE	1.89	9.93	9.19	3.66	2.92			20.35	10.54	13.32	1.40	
EXCHANGE PORT RATES (DID & PBX)																	
	PBX Trunk Combination, Collierville and Memphis Local Calling Plan			UEPSP	UEPA6	1.79	9.93	9.19	3.66	2.92			20.35	10.54	13.32	1.40	
	PBX 2-Way Combo First Trunk Collierville and Memphis Local Calling Plan			UEPSP	UEPA7	1.79	9.93	9.19	3.66	2.92			20.35	10.54	13.32	1.40	
UNBUNDLED PORT/LOOP COMBINATIONS - COST BASED RATES																	
> Cost Based Rates are applied where BellSouth is required by FCC and/or State Commission rule to provide Unbundled Local Switching or Switch Ports.																	
> Features shall apply to the Unbundled Port/Loop Combination - Cost Based Rate section in the same manner as they are applied to the Stand-Alone Unbundled Port section of this Rate Exhibit.																	
> End Office and Tandem Switching Usage and Common Transport Usage rates in the Port section of this rate exhibit shall apply to all combinations of loop/port network elements except for UNE Coin Port/Loop Combinations.																	
> The first and additional Port nonrecurring charges apply to Not Currently Combined Combos. For Currently Combined Combos, the nonrecurring charges shall be those identified in the Nonrecurring - Currently Combined sections. Additional NRCs may apply also and are categorized accordingly.																	
2-Wire Voice Grade Line Port Rates (Res)																	
	Tennessee Area Plus Port without Caller ID capability			UEPRX	UEPRR	1.70	22.14	15.25	8.45	3.91			30.89	7.03			
	Tennessee Extended Local Dialing Port without Caller ID capability			UEPRX	UEPWN	1.70	22.14	15.25	8.45	3.91			30.89	7.03			
	Low Usage Line Port without Caller ID capability			UEPRX	UEPRT	1.70	22.14	15.25	8.45	3.91			30.89	7.03			
2-Wire Voice Grade Line Port (Bus)																	
	Tennessee Extended Local Dialing Port without Caller ID capability			UEPBX	UEPWO	1.70	22.14	15.25	8.45	3.91			30.89	7.03			

UNBUNDLED NETWORK ELEMENTS - Tennessee											Attachment: 2		Exhibit: B3			
CATEGORY	RATE ELEMENTS	Interim	Zone	BCS	USOC	RATES(\$)					Svc Order Submitted Elec per LSR	Svc Order Submitted Manually per LSR	Incremental Charge - Manual Svc Order vs. Electronic-1st	Incremental Charge - Manual Svc Order vs. Electronic-Add'l	Incremental Charge - Manual Svc Order vs. Electronic-Disc 1st	Incremental Charge - Manual Svc Order vs. Electronic-Disc Add'l
						Rec	Nonrecurring First	Add'l	Nonrecurring First	Nonrecurring Disconnect Add'l						
	Tennessee (BUS) inward Collierville and Memphis Local Calling Plan			UEPBX	UEPB2	1.70	22.14	15.25	8.45	3.91			30.89	7.03		
	Tennessee (BUS) 2-Way Collierville and Memphis Local Calling Plan			UEPBX	UEPB3	1.70	22.14	15.25	8.45	3.91			30.89	7.03		
	Incoming Only without Caller ID capability			UEPBX	UEPBE	1.70	22.14	15.25	8.45	3.91			30.89	7.03		
2-Wire Voice Grade Line Port Rates (BUS - PBX)																
	PBX Trunk Combination, Collierville and Memphis Local Calling Plan			UEPPX	UEPA6	1.70	22.14	15.25	8.45	3.91			30.89	7.03		
	PBX 2-Way Combo First Trunk Collierville and Memphis Local Calling Plan			UEPPX	UEPA7	1.70	22.14	15.25	8.45	3.91			30.89	7.03		
UNBUNDLED PORT LOOP COMBINATIONS - MARKET RATES																
<p>> Market Rates shall apply where BellSouth is not required to provide unbundled local switching or switch ports per FCC and/or State Commission rules.</p> <p>This includes unbundled port/loop combinations that are Currently Combined or Not Currently Combined in Zone 1 of the Top 8 MSAs in BellSouth's region for end users with 4 or more DS0 equivalent lines.</p> <p>> The Top 8 MSAs in BellSouth's region are: FL (Orlando, Ft. Lauderdale, Miami); GA (Atlanta); LA (New Orleans); NC (Greensboro-Winston Salem-Highpoint/Charlotte-Gastonia-Rock Hill); TN (Nashville).</p> <p>> BellSouth currently is developing the billing capability to mechanically bill the recurring and non-recurring Market Rates in this section. In the interim where BellSouth cannot bill Market Rates, BellSouth shall bill the rates in the Cost-Based section preceding in lieu of the Market Rates and reserves the right to true-up the billing difference.</p> <p>> The Market Rate for unbundled ports includes all available features in all states.</p> <p>> End Office and Tandem Switching Usage and Common Transport Usage rates in the Port section of this rate exhibit shall apply to all combinations of loop/port network elements except for UNE Coin Port/Loop Combinations which have a flat rate usage charge (USOC: URECU).</p> <p>> For Not Currently Combined scenarios where Market Rates apply, the Nonrecurring charges are listed in the First and Additional NRC columns for each Port USOC. For Currently Combined scenarios, the Nonrecurring charges are listed in the NRC - Currently Combined section. Additional NRCs may apply also and are categorized accordingly.</p>																
2-WIRE VOICE GRADE LOOP WITH 2-WIRE LINE PORT (RES)																
2-Wire Voice Grade Line Port (Res)																
	Tennessee Area Plus Port without Caller ID capability			UEPRX	UEPRR	14.00	90.00	90.00					30.89	7.03		
	Tennessee Extended Local Dialing Port without Caller ID capability			UEPRX	UEPWN	14.00	90.00	90.00					30.89	7.03		
	Low Usage Line Port without Caller ID capability			UEPRX	UEPRT	14.00	90.00	90.00					30.89	7.03		
2-Wire Voice Grade Line Port (Bus)																
	Tennessee Extended Local Dialing Port without Caller ID capability			UEPBX	UEPWO	14.00	90.00	90.00					30.89	7.03		
	Tennessee (BUS) inward Collierville and Memphis Local Calling Plan			UEPBX	UEPB2	14.00	90.00	90.00					30.89	7.03		
	Tennessee (BUS) 2-Way Collierville and Memphis Local Calling Plan			UEPBX	UEPB3	14.00	90.00	90.00					30.89	7.03		
	Incoming Only without Caller ID capability			UEPBX	UEPBE	14.00	90.00	90.00					30.89	7.03		
2-Wire Voice Grade Line Port Rates (BUS - PBX)																
	PBX Trunk Combination, Collierville and Memphis Local Calling Plan			UEPPX	UEPA6	14.00	90.00	90.00					30.89	7.03		
	PBX 2-Way Combo First Trunk Collierville and Memphis Local Calling Plan			UEPPX	UEPA7	14.00	90.00	90.00					30.89	7.03		

This amendment is intended to be inserted into the interconnection agreement in the section concerning directory listings.

Release of Subscriber Listing information to Independent Publishers

Notwithstanding any provision(s) to the contrary, Xspedius Corp. agrees to provide to BellSouth, and BellSouth agrees to accept, Xspedius Corp.'s Subscriber Listing Information (SLI) relating to Xspedius Corp.'s customers in the geographic area(s) covered by this Interconnection Agreement. Xspedius Corp. authorizes BellSouth to release all such Xspedius Corp. SLI provided to BellSouth by Xspedius Corp. to qualifying third parties via either license agreement or BellSouth's Directory Publishers Database Service (DPDS), General Subscriber Services Tariff, Section A38.2, as the same may be amended from time to time. Such CLEC SLI shall be intermingled with BellSouth's own customer listings of any other CLEC that has authorized a similar release of SLI. Where necessary, BellSouth will use good faith efforts to obtain state commission approval of any necessary modifications to Section A38.2 of its tariff to provide for release of third party directory listings, including modifications regarding listings to be released pursuant to such tariff and BellSouth's liability thereunder. BellSouth's obligation pursuant to this Section shall not arise in any particular state until the commission of such state has approved modifications to such tariffs.

No compensation shall be paid to Xspedius Corp. for BellSouth's receipt of Xspedius Corp. SLI, or for the subsequent release to third parties of such SLI. In addition, to the extent BellSouth incurs costs to modify its systems to enable the release of CLEC's SLI, or costs on an ongoing basis to administer the release of Xspedius Corp. SLI, Xspedius Corp. shall pay to BellSouth its proportionate share of the reasonable costs associated therewith. BellSouth shall not be liable for the content or accuracy of any SLI provided by Xspedius Corp. under this Agreement. Xspedius Corp. shall indemnify, hold harmless and defend BellSouth from and against any damages, losses, liabilities, demands claims, suits, judgments, costs and expenses (including but not limited to reasonable attorneys' fees and expenses) arising from BellSouth's tariff obligations or otherwise and resulting from or arising out of any third party's claim of inaccurate Xspedius Corp. listings or use of the SLI provided pursuant to this Agreement. BellSouth shall forward to Xspedius Corp. any complaints received by BellSouth relating to the accuracy or quality of Xspedius Corp. listings. The Parties shall negotiate the date for the initial release of Xspedius Corp. listings and subsequent updates. The Xspedius Corp. listings and subsequent updates will be released consistent with BellSouth's required system changes and/or scheduling requirements.

Signature on File
Signature of Authorized Representative

Robert Sauser
Typed or Printed Name

ACCEPTED

President/ COO
Title

C. W. Boltz
BellSouth Telecommunications, Inc.

**Amendment to
Interconnection Agreement between
Xspedius and
BellSouth Telecommunications, Inc.
Dated 01/01/2000**

Pursuant to this Agreement (the "Agreement"), Xspedius Corp., a Louisiana corporation, ("Xspedius") and BellSouth Telecommunications, Inc. ("BellSouth") hereinafter referred to collectively as the "Parties" hereby agree to amend that certain Master Interconnection Agreement ("the Agreement") between BellSouth and Xspedius dated 01/01/2000.

NOW THEREFORE, in consideration of the mutual provisions contained herein and other good and valuable consideration, the receipt and sufficiency of which are hereby acknowledged, Xspedius and BellSouth hereby covenant and agree as follows:

1. The Parties agree to delete attachment 2 and Attachment 2, Exhibit C in their entirety in the interconnection agreement dated 01/01/2000 and replace them with Attachment 2 and Attachment 2, Exhibit C hereto attached.
2. All other provisions of the Interconnection Agreement, dated 01/01/2000, shall remain in full force and effect.
3. Either or both of the Parties is authorized to submit this Amendment to the appropriate state Commissions for approval subject to section 252(e) of the Federal Telecommunications Act of 1996.
4. IN WITNESS WHEREOF, the Parties hereto have caused this Amendment to be executed by their respective duly authorized representatives on the date indicated below.

BellSouth Telecommunications, Inc.

Xspedius Corp., Inc.

By: _____ Signature on File

By: _____ Signature on File

Name: _____ C. W. Boltz

Name: _____ Robert Sauser

Title: _____ Managing Director

Title: _____ President / COO

Date: _____ 2/26/2001

Date: _____ 2/23/2001

Attachment 2

Network Elements and Other Services

TABLE OF CONTENTS

1.	INTRODUCTION.....	3
2.	UNBUNDLED LOOPS, INTEGRATED DIGITAL LOOP CARRIERS, NETWORK INTERFACES DEVICE, UNBUNDLED LOOP CONCENTRATION (ULC) SYSTEM, SUB LOOPS AND DARK FIBER.....	4
3.	HIGH FREQUENCY SPECTRUM NETWORK ELEMENT.....	24
4.	SWITCHING	28
5.	UNBUNDLED NETWORK ELEMENT COMBINATIONS	37
6.	TRANSPORT, CHANNELIZATION AND DARK FIBER.....	44
7.	BELLSOUTH SWA 8XX TOLL FREE DIALING TEN DIGIT SCREENING SERVICE.....	50
8	LINE INFORMATION DATABASE (LIDB).....	52
9	SIGNALING.....	54
10.	OPERATOR CALL PROCESSING, INWARD OPERATOR SERVICES AND DIRECTORY ASSISTANCE SERVICES.....	63
11.	CALLING NAME (CNAM) DATABASE SERVICE	69
12.	BASIC 911 AND E911	70
13.	TRUE-UP	72
	LIDB Storage Agreement.....	Exhibit A
	CNAM Database Service	Exhibit B
	Rates	Exhibit C

ACCESS TO NETWORK ELEMENTS AND OTHER SERVICES

1. Introduction

- 1.1 This Attachment sets forth the unbundled network elements and combinations of unbundled network elements that BellSouth agrees to offer to Xspedius in accordance with its obligations under Section 251(c)(3) of the Act. The specific terms and conditions that apply to the unbundled network elements are described below in this Attachment 2. The price for each unbundled network element and combination of unbundled Network Elements are set forth in Exhibit C of this Agreement.
- 1.2 For purposes of this Agreement, “Network Element” is defined to mean a facility or equipment provided by BellSouth on an unbundled basis as is used by the CLEC in the provision of a telecommunications service. These unbundled network elements are consistent with the requirements of the FCC 51.319 rule. For purposes of this Agreement, combinations of Network Elements shall be referred to as “Combinations.”
- 1.2.1 Except as otherwise required by law, BellSouth shall not impose limitation restrictions or requirements or request for the use of the network elements or combinations that would impair the ability of Xspedius to offer telecommunications service in the manner Xspedius intends.
- 1.2.2 Except upon request by Xspedius, BellSouth shall not separate requested network elements that BellSouth currently combines.
- 1.2.2.1 Unless otherwise ordered by an appropriate state or federal regulatory agency, currently combined Network Elements are defined as elements that are already combined within BellSouth's network to a given location.
- 1.3 BellSouth shall, upon request of Xspedius, and to the extent technically feasible, provide to Xspedius access to its network elements for the provision of Xspedius’s telecommunications service. If no rate is identified in the contract, the rate for the specific service or function will be as set forth in the applicable BellSouth tariff or as negotiated by the Parties upon request by either Party.
- 1.4 Xspedius may purchase network elements and other services from BellSouth for the purpose of combining such network elements in any manner Xspedius chooses to provide telecommunication services to its intended users, including recreating existing BellSouth services. With the exception of the sub-loop elements which are located outside of the central office, BellSouth shall deliver the network elements purchased by Xspedius for combining to the designated Xspedius

collocation space. The network elements shall be provided as set forth in this Attachment.

- 1.5 BellSouth shall comply with the requirements as set forth in the technical references within Attachment 2 to the extent that they are consistent with the greater of BellSouth's actual performance or applicable industry standards.
- 1.6 In the event that any effective legislative, regulatory, judicial or other legal action modifies or redefines the "Network Elements" in a manner which materially affects the terms of this Attachment or the Network Elements and/or prices set forth herein, either Party may, on thirty (30) days written notice, require renegotiation of such terms, and the Parties shall renegotiate in good faith such new terms in accordance with such legislative, regulatory, judicial or other legal action. In the event such new terms are not renegotiated within ninety (90) days after the notice for renegotiation, either Party may petition the Commission for resolution of the dispute between the Parties. Each Party reserves the right to seek judicial review of any Commission ruling concerning this Attachment.
- 1.7 Xspedius will adopt and adhere to the standards contained in the applicable BellSouth Operational Understanding regarding maintenance of service.
- 1.8 Standards for Network Elements
- 1.8.1 BellSouth shall comply with the requirements set forth in the technical references, as well as any performance or other requirements identified in this Agreement, to the extent that they are consistent with the greater of BellSouth's actual performance or applicable industry standards.
- 1.8.2 If one or more of the requirements set forth in this Agreement are in conflict, the Parties shall mutually agree on which requirement shall apply. If the Parties cannot reach agreement, the dispute resolution process set forth in Section 12 of the General Terms and Conditions of this Agreement, incorporated herein by this reference, shall apply.
- 1.9 **Rates**
- The prices that Xspedius shall pay to BellSouth for Network Elements and Other Services are set forth in Exhibit C to this Attachment. If Xspedius purchases a service(s) from a tariff, all terms and conditions and rates as set forth in such tariff shall apply.
- 1.10 **Operational Support Systems (OSS)**
- The terms, conditions and rates for OSS are as set forth in Section 2.13 of this Attachment.
- 2. Unbundled Loops, Network Interfaces Device, Unbundled Loop Concentration (ULC) System, Sub loops and Dark Fiber**

All of the negotiated rates, terms and conditions set forth in this Section pertain to the provision of unbundled loops.

2.1 **Unbundled Loops**

2.1.1 Definition

2.1.2 The local loop network element (“Loop(s)”) is defined as a transmission facility between a distribution frame (or its equivalent) in BellSouth’s central office and the loop demarcation point at an end-user customer premises, including inside wire owned by BellSouth. The local loop network element includes all features, functions, and capabilities of the transmission facilities, including dark fiber and attached electronics (except those used for the provision of advanced services, such as Digital Subscriber Line Access Multiplexers) and line conditioning.

2.1.3 The provisioning of service to a CLEC’s collocation space will require cross-office cabling and cross-connections within the central office to connect the loop to a local switch or to other transmission equipment. These cross-connections are a separate component, that are not considered a part of the loop, and thus, have a separate charge.

2.1.4 BellSouth Order Coordination referenced in Attachment 2 includes two types: “Order Coordination” (OC) and “Order Coordination - Time Specific” (OC-TS).

2.1.5 “Order Coordination” refers to standard BellSouth service order coordination involving the reuse of facilities for SL2 voice loops and all digital loops, where Xspedius is requesting that their loop order be provisioned over an existing circuit that is currently providing service to the end user. Order coordination for physical conversions will be scheduled at BellSouth’s discretion during normal working hours on the committed due date and Xspedius will be advised.

2.1.6 “Order Coordination – Time Specific” refers to service order coordination in which Xspedius requests a specific time for a service order conversion to take place. Loops on a single service order of 14 or more loops will be provisioned on a project basis. This is a chargeable option for any coordinated order and is billed in addition to the OC charge. Xspedius may specify a time between 9:00 a.m. and 4:00 p.m. (location time) Monday through Friday (excluding holidays). If Xspedius specifies a time outside this window, or selects a time or quantity of loops that requires BellSouth technicians to work outside normal work hours, overtime charges will apply in addition to the OC and OC-TS charges. Overtime charges will be applied according to actual costs based on type of force group required to perform the work, overtime hours worked and any special circumstances.

	Order Coordination	Order Coordination – Time Specific	Test Points	DLR	Charge for Dispatch and Testing if No Trouble Found
SL-1	Not available	Not available	Not available	Chargeable Option	Charged for Dispatch inside & outside Central Office
SL-2	Included	Chargeable Option*	Included	Included	Charged for Dispatch outside Central Office
Unbundled Digital Loop	Included	Chargeable Option* (except on Universal Digital Channel)	Included (where appropriate)	Included	Charged for Dispatch outside Central Office
Unbundled Copper Loop	Chargeable Option	Not available	Included	Included	Charged for Dispatch outside Central Office

*Order Coordination-Time Specific charge for orders due on same day at same location will be applied on a per LSR basis.

- 2.1.7 Where facilities are available, BellSouth will install loops in compliance with BellSouth’s Interval Guide available at the website at <http://www.interconnection.bellsouth.com>. For orders of 14 or more loops, the installation will be handled on a project basis and the intervals will be set by the BellSouth project manager for that order. Some loops require a Service Inquiry (SI) to determine if facilities are available prior to issuing the order. The interval for the SI process is separate from the installation interval. For expedite requests by Xspedius, expedite charges will apply for intervals less than 5 days. The charges outlined in BellSouth’s FCC No. 1 Tariff, Section 5, will apply. If Xspedius cancels an order for network elements and other services, any costs incurred by BellSouth in conjunction with the provisioning of that order will be recovered in accordance with FCC No. 1 Tariff, Section 5.
- 2.1.8 If Xspedius modifies an order after being sent a Firm Order Confirmation (FOC) from BellSouth, any costs incurred by BellSouth to accommodate the modification will be paid by Xspedius.
- 2.1.9 BellSouth will offer Unbundled Voice Loops (UVL) in two different service levels - Service Level One (SL1) and Service Level Two (SL2).
- 2.1.10 SL1 loops will be non-designed, will not have test points, and will not come with any OCor engineering information/circuit make-up data. Upon issuance of an order in the service order system, SL1 loops will be activated on the due date in

the same manner and time frames that BellSouth normally activates POTS-type loops for its customers. If Xspedius requests work to be done for SL1s that requires BellSouth technicians to work outside normal work hours, overtime charges will be applied according to actual costs based on type of force group required to perform the work, overtime hours worked and any special circumstances.

2.1.11 SL2 loops shall have test points, will be designed with a design layout record provided to Xspedius, and will be provided with OC. The OC feature will allow Xspedius to coordinate the installation of the loop with the disconnect of an existing customer's service and/or number portability service. In these cases, BellSouth will perform the order conversion with standard order coordination at its discretion during normal work hours.

2.1.12 BellSouth will also offer Unbundled Digital Loops (UDL). UDL will be designed, will be provisioned with test points (where appropriate), and will come standard with OC and a Design Layout Record (DLR).

Due to technical limitations associated with certain Digital Loop Carrier (DLC) systems, some ISDN-capable loops that are provisioned using DLC systems may not support IDSL (Integrated Digital Subscriber Line) service. BellSouth will not reconfigure its ISDN-capable loop to support IDSL service.

Instead, BellSouth agrees to offer the Universal Digital Channel (UDC), which may also be referred to as an IDSL-capable loop as a part of its Unbundled Digital Loop offerings. The UDC loop is intended to be compatible with IDSL service and has the same physical characteristics and transmission specifications as BellSouth's ISDN-capable loop. These specifications are listed in BellSouth's TR73600.

Like the ISDN-capable loop, the UDC loop may be provisioned on copper or through a DLC system. However, when UDC loops are provisioned using a DLC system, BellSouth will ensure that they are only provisioned on time slots that are compatible with data-only services such as IDSL.

2.1.13 As a chargeable option on all loops except UVL-SL1, Universal Digital Channel (UDC) and Unbundled Copper Loop (UCL), BellSouth will offer OC-TS. This will allow Xspedius the ability to specify the time that the coordinated conversion takes place. The OC-TS charge for orders due on the same day at the same location will be applied on a per Local Service Request (LSR) basis.

2.1.14 In addition to the UVLs and UDLs, BellSouth shall make available Unbundled Copper Loops (UCLs). The UCL will be a copper twisted pair loop that is

unencumbered by any intervening equipment (e.g., filters, load coils, range extenders, digital loop carrier, or repeaters). The UCL will be offered in two versions - Short and Long. A short UCL (18 kft or less) will be provisioned according to Resistance Design parameters, may have up to 6kft of bridged tap and will have up to 1300 ohms of resistance. The long UCL (beyond 18kft) will be any dry copper pair longer than 18kft and may have up to 12kft of bridged tap and up to 2800 ohms of resistance. Unbundled Loop Modifications (ULM) may be used when a CLEC wants to condition copper loops by removing load coils and other intervening equipment. In almost every case, the UCL long will require ULM to remove load coils. BellSouth will only ensure electrical continuity and balance relative to tip and ring on UCLs.

- 2.1.15 The UCL is a designed circuit, is provisioned with a test point and comes standard with a DLR. OC will be offered as a chargeable option on all UCL loops. OC is required on UCLs where a reuse of existing facilities has been requested by Xspedius. Order Coordination – Time Specific (OC-TS) will not be offered on UCLs.
- 2.1.16 The UCL is a dry copper loop and is not intended to support any particular telecommunications service. Xspedius may use the UCL loop for a variety of services, including xDSL (e.g., ADSL and HDSL) services, by attaching appropriate terminal equipment of Xspedius's choosing. Xspedius will determine the type of service that will be provided over the loop.
- 2.1.17 Because the UCL loop shall be an unbundled loop offering that is separate and distinct from BellSouth's ADSL and HDSL capable loop offerings, Xspedius agrees that BellSouth's UCL loop will not be held to the service level and performance expectations that apply to its ADSL and HDSL unbundled loop offerings. BellSouth shall only be obligated to maintain copper continuity and provide balance relative to tip and ring on UCL loops.
- 2.1.18 The UCL loop shall be provided to Xspedius in accordance with BellSouth's Technical Reference 73600.
- 2.1.19 Xspedius will be responsible for testing and isolating troubles on the loops. Once Xspedius has isolated a trouble to the BellSouth provided loop, Xspedius will issue a trouble to BellSouth on the loop. BellSouth will take the actions necessary to repair the loop if a trouble actually exists. BellSouth will repair these loops in the same time frames that BellSouth repairs similarly situated loops to its customers.
- 2.1.20 If Xspedius reports a trouble on SL1 loops and no trouble actually exists, BellSouth will charge Xspedius for any dispatching and testing (both inside and outside the CO) required by BellSouth in order to confirm the loop's working status.

- 2.1.21 If Xspedius reports a trouble on SL2 loops and no trouble actually exists, BellSouth will charge Xspedius for any dispatching and testing, (outside the CO) required by BellSouth in order to confirm the loop's working status.
- 2.1.22 Technical Requirements
- 2.1.22.1 To the extent available within BellSouth's Network at a particular location, BellSouth will offer loops capable of supporting telecommunications services such as: POTS, Centrex, basic rate ISDN, analog PBX, voice grade private line, ADSL, HDSL, DS1 and digital data (up to 64 kb/s). If a requested loop type is not available, then the CLEC can use the Special Construction process to request that BellSouth place facilities or otherwise modify facilities in order to meet Xspedius's request.
- 2.1.22.2 Xspedius will be responsible for providing BellSouth with a Service Profile Identifier (SPID) associated with a particular ISDN-capable loop and end user. With the SPID, BellSouth will be able to adequately test the circuit and ensure that it properly supports ISDN service.
- 2.1.22.3 The loop will support the transmission, signaling, performance and interface requirements of the services described in 2.1.2 above. It is recognized that the requirements of different services are different, and that a number of types or grades of loops are required to support these services. Services provided over the loop by Xspedius will be consistent with industry standards and BellSouth's TR73600.
- 2.1.22.4 Xspedius may utilize the unbundled loops to provide any telecommunication service it wishes. However, BellSouth will only provision, maintain and repair the loops to the standards that are consistent with the type of loop ordered. For example, if Xspedius orders an ISDN-capable loop but wants to use the loop for a service other than ISDN, BellSouth will only support that the loop is capable of providing ISDN service. For non-service specific loops (e.g. UCL, loops modified by Xspedius using the Special Construction process), BellSouth will only support that the loop has copper continuity and balanced tip-and-ring.
- 2.1.22.5 In some instances, Xspedius will require access to a copper twisted pair loop unfettered by any intervening equipment (e.g., filters, load coils, range extenders, etc.), so that Xspedius can use the loop for a variety of services by attaching appropriate terminal equipment at the ends. Xspedius will determine the type of service that will be provided over the loop. In some cases, Xspedius may be required to pay additional charges for the removal of certain types of equipment. BellSouth's Unbundled Loop Modifications (ULM) process will be used to determine the costs and feasibility of these activities.
- 2.1.22.6 In those cases where Xspedius has requested that BellSouth modify a loop so that it no longer meets the technical parameters of the original loop type (e.g., voice

grade, ISDN, ADSL, etc.) the resulting modified loop will be ordered and maintained as a UCL.

- 2.1.22.7 The loop shall be provided to Xspedius in accordance with BellSouth's TR73600 Unbundled Local Loop Technical Specification and applicable industry standard technical references.

2.2 **Unbundled Loop Modifications (Line Conditioning)**

- 2.2.1 Subject to applicable and effective FCC rules and orders, BellSouth shall condition loops, as requested by Xspedius, whether or not BellSouth offers advanced services to the End User on that loop.

- 2.2.2 Loop conditioning is defined as the removal from the loop of any devices that may diminish the capability of the loop to deliver high-speed switched wireline telecommunications capability, including xDSL service. Such devices include, but are not limited to, load coils, bridge taps, low pass filters, and range extenders.

- 2.2.3 The Unbundled Loop Modifications (ULM) offering provides the following elements: 1) removal of equipment on loops equal to or less than 18kft; 2) removal of equipment of loops longer than 18kft; and 3) removal of bridged-taps on loops of any length.

- 2.2.4 BellSouth shall recover the cost of line conditioning requested by Xspedius through a recurring charge and/or nonrecurring charge(s) in accordance with the FCC's forward-looking pricing principles promulgated pursuant to Section 252 (d) (1) of the Act and in compliance with FCC Rule 52.507 (e).

2.3 **Integrated Digital Loop Carriers**

- 2.3.1 Where BellSouth uses Integrated Digital Loop Carrier (IDLC) systems to provide the local loop and BellSouth has a suitable alternate facility available, BellSouth will make arrangements to permit Xspedius to order a contiguous local loop. To the extent it is technically feasible, these arrangements will provide Xspedius with the capability to serve end users at a level that is at parity with the level of service BellSouth provides its customers. If no alternate facility is available, BellSouth will utilize its Special Construction (SC) process to determine the additional costs required to provision the loop facilities. Xspedius will then have the option of paying the SC rates to place the loop facilities or Xspedius may choose some other method of providing service to the end-user (e.g., Resale, private facilities, etc.).

2.4 **Network Interface Device**

- 2.4.1 Definition

The NID is defined as any means of interconnection of end-user customer inside wire to BellSouth's distribution plant, such as a cross-connect device used for that purpose. The NID is a single-line termination device or that portion of a multiple-line termination device required to terminate a single line or circuit at the premises. The NID features two independent chambers or divisions that separate the service provider's network from the End User's on-premises wiring. Each chamber or division contains the appropriate connection points or posts to which the service provider and the end user each make their connections. The NID provides a protective ground connection and is capable of terminating cables such as twisted pair cable.

2.4.2 BellSouth shall permit Xspedius to connect Xspedius's loop facilities the end-user's inside wire through the BellSouth NID or at any other technically feasible point.

2.4.3 Access to Network Interface Device (NID)

2.4.3.1 Due to the wide variety of NIDs utilized by BellSouth (based on subscriber size and environmental considerations), Xspedius may access the end user's wire by any of the following means: BellSouth shall allow Xspedius to connect its loops directly to BellSouth's multi-line residential NID enclosures that have additional space and are not used by BellSouth or any other telecommunications carriers to provide service to the premise. It is the responsibility of Xspedius to leave undisturbed the existing form of electrical protection and to maintain the physical integrity of the NID.

2.4.3.2 Where an adequate length of the end user's inside wire is present and environmental conditions permit, either Party may remove the inside wire from the other Party's NID and connect that wire to that Party's own NID; or

2.4.3.3 Enter the subscriber access chamber or "side" of "dual chamber" NID enclosures for the purpose of extending a connecterized or spliced jumper wire from the inside wiring through a suitable "punch-out" hole of such NID enclosures; or

2.4.3.4 Request BellSouth to make other rearrangements to the inside wiring terminations or terminal enclosure on a time and materials cost basis to be charged to the requesting Party (i.e., Xspedius, its agent, the building owner or the subscriber). Such charges will be billed to the requesting Party.

2.4.3.5 In no case shall either Party remove or disconnect the other Party's loop facilities from either Party's NIDs, enclosures, or protectors unless the applicable Commission has expressly permitted the same and the disconnecting Party provides prior notice to the other Party. In such cases, it shall be the responsibility of the Party disconnecting loop facilities to leave undisturbed the existing form of electrical protection and to maintain the physical integrity of the NID. It will be the CLEC's responsibility to ensure there is no safety hazard and will hold

BellSouth harmless for any liability associated with the removal of the BellSouth loop from the BellSouth NID. Furthermore, it shall be the responsibility of the disconnecting Party, once the other Party's loop has been disconnected from the NID, to reconnect the disconnected loop to a nationally- recognized-testing-laboratory-listed station protector, which has been grounded as per Article 800 of the National Electrical Code. If no spare station protector exists in the NID, the disconnected loop must be appropriately cleared, capped and stored. If CLEC does not wish to accept these responsibilities, other options exist in which BellSouth installs a NID for the CLEC as a chargeable option.

2.4.3.6 In no case shall either Party remove or disconnect ground wires from BellSouth's NIDs, enclosures, or protectors.

2.4.3.7 In no case shall either Party remove or disconnect NID modules, protectors, or terminals from BellSouth's NID enclosures.

2.4.3.8 Due to the wide variety of NID enclosures and outside plant environments BellSouth will work with Xspedius to develop specific procedures to establish the most effective means of implementing this Section, 2.4.3.

2.4.4 Technical Requirements

2.4.4.1 The NID shall provide an accessible point of interconnection and shall maintain a connection to ground.

2.4.4.2 The NID shall be capable of transferring electrical analog or digital signals between the subscriber's inside wiring and the Distribution Media and/or cross connect to Xspedius's NID, consistent with the NID's function at the Effective Date of this Agreement.

2.4.4.3 Where a BellSouth NID exists, it is provided in its "as is" condition. Xspedius may request BellSouth do additional work to the NID in accordance with Section 2.4.3.8. When Xspedius deploys its own local loops with respect to multiple-line termination devices, Xspedius shall specify the quantity of NIDs connections that it requires within such device.

2.4.5 Interface Requirements

2.4.5.1 The NID shall be equal to or better than all of the requirements for NIDs set forth in the applicable industry standard technical references.

2.5 **Unbundled Loop Concentration (ULC) System**

2.5.1 BellSouth will provide to Xspedius Unbundled Loop Concentration (ULC). Loop concentration systems in the central office concentrate the signals transmitted over local loops onto a digital loop carrier system. The concentration device is placed

inside a BellSouth central office. BellSouth will offer ULC with a TR008 interface or a TR303 interface.

- 2.5.2 ULC will be offered in two sizes. System A will allow up to 96 BellSouth loops to be concentrated onto multiple DS1s. The high-speed connection from the concentrator will be at the electrical DS1 level and may connect to Xspedius at Xspedius's collocation site. System B will allow up to 192 BellSouth loops to be concentrated onto multiple DS1s. System A may be upgraded to a System B. A minimum of two DS1s is required for each system (i.e., System A requires two DS1s and System B would require an additional two DS1s or four in total). All DS1 interfaces will terminate to the CLEC's collocation space. ULC service is offered with or without concentration and with or without protection. A Line Interface element will be required for each loop that is terminated onto the ULC system. Rates for ULC are as set forth in this Attachment.

2.6 **Sub-loop Elements**

- 2.6.1 Where facilities permit and subject to applicable and effective FCC rules and orders, BellSouth shall offer access to its Unbundled Sub Loop (USL) and Unbundled Sub-loop Concentration (USLC) System. BellSouth shall provide non-discriminatory access, in accordance with FCC Rule 51.311 and Section 251(c) (3) of the Act, to the sub-loop on an unbundled basis and pursuant to the following terms and conditions and the rates approved by the Commission and set forth in this Attachment.

- 2.6.2 Sub-loop components include but are not limited to the following:

- 2.6.2.1 Unbundled Sub-Loop Distribution;
- 2.6.2.2 Unbundled Sub-Loop Concentration/Multiplexing Functionality; and
- 2.6.2.3 Unbundled Sub-Loop Feeder.

2.7 **Unbundled Sub-Loop (distribution facilities)**

2.7.1 Definition

- 2.7.1.1 Subject to applicable and effective FCC rules and orders, the unbundled sub-loop distribution facility is dedicated transmission facility that BellSouth provides from a customer's point of demarcation to a BellSouth cross-connect device. The BellSouth cross-connect device may be located within a remote terminal (RT) or a stand-alone cross-box in the field or in the equipment room of a building. The unbundled sub-loop distribution media is a copper twisted pair that can be provisioned as a 2 Wire or 4 Wire facility. Following are the current sub-loop distribution offerings:

- 2.7.1.1.1 Voice grade Unbundled Sub-Loop Distribution (USL-D) is a sub-loop facility from the cross-box in the field up to and including the point of demarcation, at the end user's premises.
- 2.7.1.1.2 Unbundled Sub-Loop distribution facilities were originally built as part of the entire voice grade loop from the BellSouth central office to the customer network interface. Therefore, the voice grade Unbundled Sub-Loop may have load coils, which are necessary for transmission of voice grade services.
- 2.7.1.1.3 Unbundled Copper Sub-Loop (UCSL) is a non-loaded copper facility of any length provided from the cross-box in the field up to and including the end-user's point of demarcation.
- 2.7.1.1.3.1 If available, this facility will not have any intervening equipment such as load coils between the end-user and the cross-box.
- 2.7.2 If Xspedius requests a UCSL and a non-loaded pair is not available, Xspedius may order Unbundled Sub-Loop Modification to remove load coils and/or bridge tap from an existing sub-loop facility. If load coils are removed from an existing sub-loop, that sub-loop will be classified as a UCSL. Xspedius may order Loop Make-up to determine what loop modifications will be required.
- 2.7.3 Unbundled Sub-Loop distribution facilities shall support functions associated with provisioning, maintenance and testing of the Unbundled Sub-Loop. For access to Voice Grade USL-D and UCSL, Xspedius would be required to deliver a cable to the BellSouth remote terminal or cross-box in the field to provide continuity to Xspedius's feeder facilities. This cable would be connected, by a BellSouth technician, within the BellSouth RT/cross-box during the set-up process. Xspedius's cable pairs can then be connected to BellSouth's USL within the BellSouth cross-box by the BellSouth technician.
- 2.7.4 Unbundled Sub-Loop – Intrabuilding Network Cable (USL-INC) (a.k.a. riser cable) is the distribution facility inside a subscriber's building or between buildings on one customer's same premises (continuous property not separated by a public street or road). USL-INC includes the facility from the cross-connect device in the building equipment room up to and including the point of demarcation, at the end user's premises.
- 2.7.4.1 In a scenario that requires connection in a building equipment room, BellSouth will install a cross connect panel for the purpose of accessing USL-INC pairs. The cross-connect panel will function as a single point of interconnection (SPOI) for USL-INC and will be accessible by multiple carriers as space permits. BellSouth will place cross-connect blocks in 25-pair increments for Xspedius's use on this cross-connect panel. Xspedius will be responsible for connecting its facilities to the 25-pair cross-connect block(s).

- 2.7.5 BellSouth will provide Unbundled Sub-Loops where possible. Through the firm order Service Inquiry (SI) process, BellSouth will determine if it is feasible to place the required facilities where Xspedius has requested access to Unbundled Sub-Loops. If existing capacity is sufficient to meet the CLEC demand, then BellSouth will perform the set-up work as described in Section 2.7.6. If any work must be done to modify existing BellSouth facilities or add new facilities (other than adding the cross-connect panel in a building equipment room as noted in Section 2.7) to accommodate Xspedius's request for Unbundled Sub-Loops, Xspedius may request BellSouth's Special Construction (SC) process to determine additional costs required to provision the Unbundled Sub-Loops. Xspedius will have the option of paying the SC charges to modify the BellSouth facilities.
- 2.7.6 Set-up work must be completed before Xspedius can order sub-loop pairs. During the set-up in a BellSouth cross-connect box in the field, the BellSouth technician will perform the necessary work to splice the CLEC's cable into the cross-connect box. For the set-up inside a building equipment room, BellSouth will perform the necessary work to install the cross-connect panel and the connecting block(s) that will be used to provide access to the requested USLs.
- 2.7.6.1 Once the set-up is complete, the CLEC will request sub-loop pairs through submission of a Local Service Request (LSR) form to the Local Carrier Service Center (LCSC). Order Coordination is required with USL pair provisioning when Xspedius requests reuse of an existing facility and is in addition to the USL pair rate. For expedite requests by Xspedius for sub-loop pairs, expedite charges will apply for intervals less than 5 days.
- 2.7.6.2 Unbundled Sub-Loop shall be equal to or better than each of the applicable requirements set forth in the applicable industry standard technical references.
- 2.7.6.3 Unbundled Sub-Loops will be provided in accordance with technical reference TR73600.
- 2.8 **Unbundled Network Terminating Wire (UNTW)**
- 2.8.1 BellSouth agrees to offer its Unbundled Network Terminating Wire (UNTW) to Xspedius pursuant to the following terms and conditions at rates as set forth in this Attachment.
- 2.8.2 Definition
- 2.8.2.1 Subject to applicable and effective FCC rules and orders, UNTW is a dedicated transmission facility that BellSouth provides from the Wiring Closet /Garden Terminal (or other type of cross-connect point) at the point of termination of BellSouth's loop distribution facilities to the end user's point of demarcation. UNTW is the final portion of the loop owned by BellSouth.
- 2.8.3 Requirements

- 2.8.3.1 On a multi-unit premises where Provisioning Party owns the network terminating wire, and by request of Requesting Party, Provisioning Party will provide access to UNTW pairs on an Access Terminal that is suitable for use by multiple carriers at each Garden Terminal or Wiring Closet.
- 2.8.3.2 In new construction where possible, both Parties may at their option and with the property owner's agreement install their own Network Terminating Wire (NTW). In existing construction, the Provisioning Party shall not be required to install new or additional NTW beyond existing NTW to provision the services of the Requesting Party.
- 2.8.3.3 Upon notice from the Requesting Party to the Provisioning Party that the Requesting Party desires access to the Provisioning Party's UNTW pairs in a multi-unit premises, representatives of both Parties will participate in a meeting at the site of the requested access. The purpose of the site visit will include discussion of the procedures for Access Terminal installation, location and addresses of the Access Terminals and to discuss an estimated completion date. Upon completion of site visit, the Requesting Party will submit a Service Inquiry (SI) to the person or organization designated by the Provisioning Party to receive the SI. The SI will initiate the work for the Provisioning Party to begin the Access Terminal installation. In multi-tenant unit (MTU) scenarios, Provisioning Party will provide access to UNTW pairs on an Access Terminal(s). By request of the Requesting Party, an Access Terminal will be installed either adjacent to each Provisioning Party's Garden Terminal or inside each Wiring Closet on the requested MTU. All the UNTW pairs served by a Garden Terminal/Wiring Closet will be made available on the Access Terminals. Requesting Party will deliver and connect its central office facilities to the UNTW pairs within the Access Terminal. Requesting Party may access any available pair on an Access Terminal unless the Provisioning Party or another service provider is using the pair to concurrently provide service. Prior to connecting Requesting Party's service on a pair previously used by Provisioning Party, Requesting Party is responsible for ensuring the end-user is no longer using Provisioning Party's service or another CLEC's service before accessing UNTW pairs.
- 2.8.3.4 Provisioning Party will use best efforts to complete installation of the Access Terminals within 30 business days of the receipt by the Provisioning Party of the Service Inquiry from the Requesting Party.
- 2.8.3.5 Requesting Party is responsible for obtaining the property owner's permission for Provisioning Party to install an Access Terminal(s) on behalf of the Requesting Party. The submission of the SI by the Requesting Party will serve as certification by the Requesting Party that such permission has been obtained.
- 2.8.3.6 Requesting Party will be billed for non-recurring and recurring charges for accessing UNTW pairs at the time the Requesting Party activates the pair(s).

Xspedius will report use of the UNTW pairs on a Local Service Request (LSR) form submitted to BellSouth's Local Carrier Service Center (LCSC).

- 2.8.3.7 Requesting Party will isolate and report repair problems to the UNE center. Requesting Party must tag the UNTW pair that requires repair. If Provisioning Party dispatches a technician on a reported trouble call and no UNTW trouble is found, Provisioning Party will charge Requesting Party for time spent on the dispatch and testing the UNTW pair(s).
- 2.8.3.8 If Requesting Party initiates the Access Terminal installation and the Requesting Party has not activated at least one pair on the Access Terminal installed pursuant to Requesting Party's request for an Access Terminal within 6 months of installation of the Access Terminal, Provisioning Party will bill Requesting Party a non-recurring charge equal to the actual cost of provisioning the Access Terminal.
- 2.8.3.9 If Provisioning Party determines that Requesting Party is using the UNTW pairs without reporting such usage to BellSouth, the following charges shall apply in addition to any fines which may be established by state commissions and any other remedies at law or in equity available to the Provisioning Party:
- 2.8.3.10 If Requesting Party issued a LSR to disconnect an end-user from BellSouth in order to use a UNTW pair, Requesting Party will be billed for the use of the pair back to the disconnect order date.
- 2.8.3.11 If Requesting Party activated a UNTW pair on which Provisioning Party was not previously providing service, Requesting Party will be billed for the use of that pair back to the date the end-user began receiving service using that pair. Upon request, Requesting Party will provide copies of its billing record to substantiate such date. If Requesting Party fails to provide such records, then Provisioning Party will bill the Requesting Party back to the date of the Access Terminal installation.

2.9 **Unbundled Sub-Loop Concentration System (USLC)**

- 2.9.1 Where facilities permit and where necessary to comply with an effective Commission order, BellSouth will provide Xspedius with the ability to concentrate its sub-loops onto multiple DS1s back to the BellSouth Central Office. The DS1s will then be terminated into Xspedius's collocation space. TR-008 and TR303 interface standards are available.
- 2.9.2 USLC, using the Lucent Series 5 equipment, will be offered in two different systems. System A will allow up to 96 of Xspedius's sub-loops to be concentrated onto multiple DS1s. System B will allow an additional 96 of Xspedius's sub-loops to be concentrated onto multiple DS1s. One System A may be supplemented with one System B and they both must be physically located in a single Series 5 dual channel bank. A minimum of two DS1s is required for each system (i.e., System A

requires two DS1s and System B would require an additional two DS1s or four in total). The DS1 level facility that connects the RT site with the serving wire center is known as a Feeder Interface. All DS1 Feeder Interfaces will terminate to the CLEC's collocation space within the SWC that serves the RT where the CLEC's sub-loops are connected. USLC service is offered with or without concentration and with or without a protection DS1.

2.9.3 In these scenarios Xspedius would be required to place a cross-box, remote terminal (RT), or other similar device and deliver a cable to the BellSouth RT. This cable would be connected, by a BellSouth technician, to a cross-connect panel within the BellSouth RT/cross-box and would allow Xspedius's sub-loops to then be placed on the ULSC and transported to their collocation space at a DS1 level.

2.10 **Unbundled Sub-Loop Feeder**

2.10.1 Definition

2.10.1.1 Unbundled Sub-Loop Feeder (USLF) provides connectivity between BellSouth's central office and its cross-box (or other access point) that serves an end user location.

2.10.2 USLF is intended to be utilized for voice traffic and can be configured as 2-wire voice (USLF-2W/V) or 4-wire voice (USLF-4W/V).

2.10.3 USLF can also be utilized for digital traffic and can be configured as 2-wire ISDN (USLF-2W/I); 2-wire Copper (USLF-2W/C); 4-wire Copper (USLF-4W/C) facilities: 4-wire DS0 level loop (USLF-4W/D0); or 4-wire DS1 and ISDN (USLF-4W/DI).

2.10.4 USLF will provide the facilities needed to provision a 2W or 4W communications pathway from the BellSouth central office to the BellSouth cross-box. This element will allow for the connection of Xspedius's loop distribution elements onto BellSouth's feeder system.

2.10.5 Requirements

2.10.5.1 Xspedius will extend its compatible cable to BellSouth's cross-box. The cable will then be connected to a panel inside the BellSouth cross-box to the requested level of feeder element. In those cases when there is no room in the BellSouth cross-box to accommodate the additional cross-connect panels mentioned above, BellSouth will utilize its Special Construction process to determine the costs to provide the sub-loop feeder element to Xspedius. Xspedius will then have the option of paying the special construction charges or canceling the order.

2.10.5.2 USLF will be a designed circuit and BellSouth will provide a Design Layout Record (DLR) for this element.

2.10.5.3 BellSouth will provide USLF elements in accordance with applicable industry standards for these types of facilities. Where industry standards do not exist, BellSouth's TR73600 will be used to determine performance parameters.

2.11 **Dark Fiber**

2.11.1 Definition

2.11.1.1 Dark Fiber is optical transmission facilities without attached signal regeneration, multiplexing, aggregation or other electronics that connects two points within BellSouth's network. Dark Fiber is unused strands of optical fiber. It may be strands of optical fiber existing in aerial or underground structure. No line terminating elements terminated to such strands to operationalize its transmission capabilities will be available.

2.11.2 Requirements

2.11.2.1 BellSouth shall make available Dark Fiber where it exists in BellSouth's network and where, as a result of future building or deployment, it becomes available. If BellSouth has plans to use the fiber within a two –year planning period, there is no requirement to provide said fiber to Xspedius.

2.11.2.2 If the requested dark fiber has any lightwave repeater equipment interspliced to it, BellSouth will remove such equipment at Xspedius's request subject to time and materials charges.

2.11.2.3 Xspedius may test the quality of the Dark Fiber to confirm its usability and performance specifications.

2.11.2.4 BellSouth shall use its best efforts to provide to Xspedius information regarding the location, availability and performance of Dark Fiber within ten (10) business days for a records-based answer and twenty (20) business days for a field-based answer, after receiving a request from Xspedius ("Request"). Within such time period, BellSouth shall send written confirmation of availability of the Dark Fiber ("Confirmation"). From the time of the Request to one hundred and twenty (120) days after Confirmation, BellSouth shall hold such requested Dark Fiber for Xspedius's use and may not allow any other Party to use such media, including BellSouth. If a Dark Fiber firm order is not received within the one hundred and twenty day period, the fiber will revert to BellSouth's Dark Fiber inventory.

2.11.2.5 BellSouth shall use its best efforts to make Dark Fiber available to Xspedius within thirty (30) business days after it receives written confirmation from Xspedius that the Dark Fiber previously deemed available by BellSouth is wanted for use by Xspedius. This includes identification of appropriate connection points (e.g., Light Guide Interconnection (LGX) or splice points) to enable Xspedius to connect or splice Xspedius provided transmission media (e.g., optical fiber) or equipment to the Dark Fiber.

2.11.2.6 Dark Fiber shall meet the manufacturer's design specifications.

2.11.2.7 Xspedius may splice and test Dark Fiber obtained from BellSouth using Xspedius or Xspedius designated personnel. BellSouth shall provide appropriate interfaces to allow splicing and testing of Dark Fiber. BellSouth shall provide an excess cable length of 25 feet minimum (for fiber in underground conduit) to allow the uncoiled fiber to reach from the manhole to a splicing van.

2.12 Rates

The prices that Xspedius shall pay to BellSouth for Network Elements and Other Services are set forth in Exhibit C to this Attachment.

2.13 Operational Support Systems (OSS)

2.13.1 BellSouth has developed and made available the following electronic interfaces by which Xspedius may submit LSRs electronically.

LENS	Local Exchange Navigation System
EDI	Electronic Data Interchange
TAG	Telecommunications Access Gateway

2.13.2 LSRs submitted by means of one of these electronic interfaces will incur an OSS electronic ordering charge as specified in the table below. An individual LSR will be identified for billing purposes by its Purchase Order Number (PON). LSRs submitted by means other than one of these interactive interfaces (mail, fax, courier, etc.) will incur a manual order charge as specified in the table below:

OPERATIONAL SUPPORT SYSTEMS	AL, GA, LA, MS, NC, SC	FL, KY, TN
OSS LSR charge, per LSR received from the CLEC by one of the OSS interactive interfaces	\$3.50 SOMECH	\$3.50 SOMECH
Incremental charge per LSR received from the CLEC by means other than one of the OSS interactive interfaces	See applicable rate element	\$19.99 SOMAN

2.13.3 Denial/Restoral OSS Charge

2.13.3.1 In the event Xspedius provides a list of customers to be denied and restored, rather than an LSR, each location on the list will require a separate PON and, therefore will be billed as one LSR per location.

2.13.4 Cancellation OSS Charge

- 2.13.4.1 Xspedius will incur an OSS charge for an accepted LSR that is later canceled by Xspedius.

Note: Supplements or clarifications to a previously billed LSR will not incur another OSS charge.

2.13.5 Network Elements and Other Services Manual Additive

- 2.13.5.1 The Commissions in some states have ordered per-element manual additive non-recurring charges (NRC) for Network Elements and Other Services ordered by means other than one of the interactive interfaces. These ordered Network Elements and Other Services manual additive NRCs will apply in these states, rather than the charge per LSR. The per-element charges are listed on the Rate Tables in Exhibit C.

2.14 **Preordering Loop Makeup (LMU)**

2.14.1 Description of Service

- 2.14.1.1 BellSouth shall make available to Xspedius loop makeup (LMU) data for BellSouth's network facilities. This section addresses LMU as *preordering* transaction, distinct from Xspedius ordering any other service(s). Loop Makeup *Service Inquiries (LMUSI) for preordering loop makeup* are likewise unique from other preordering functions with associated service inquiries (SI) as described in this Agreement.
- 2.14.1.2 BellSouth will provide Xspedius with loop makeup information consisting of the composition of the loop material (copper/fiber); the existence, location and type of equipment on the loop, including but not limited to digital loop carrier or other remote concentration devices, feeder/distribution interfaces, bridge taps, load coils, pair-gain devices; the loop length; and the wire gauge. The LMUSI may be utilized by Xspedius for the purpose of determining whether the loop requested is capable of supporting DSL service or other advanced data services. The determination shall be made solely by Xspedius and BellSouth shall not be liable in any way for the performance of the advanced data services provisioned over said loop.
- 2.14.1.3 BellSouth's LMU information is provided to Xspedius as it exists either in BellSouth's databases or in its hard copy facility records. BellSouth does not guarantee accuracy or reliability of the LMU information provided.
- 2.14.1.4 BellSouth offers LMU information for the sole purpose of allowing Xspedius to determine whether, in Xspedius's judgment, BellSouth's loops will support the specific services that Xspedius wishes to provide over those loops. Xspedius may choose to use equipment that it deems will enable it to provide a certain type and

level of service over a particular BellSouth loop; however, such configurations may not match BellSouth's or the industry's standards and specifications for the intended type and level of service. Accordingly, Xspedius shall be responsible for insuring that the specific loop type (ADSL, HDSL, or otherwise) ordered on the LSR matches the LMU of the facility requested. Xspedius bears full responsibility for being knowledgeable of BellSouth's technical standards and the specifications of BellSouth's loops. Xspedius bears full responsibility for making the appropriate ordering decisions of matching BellSouth loops with Xspedius's equipment for accomplishing Xspedius's end goal for the intended service it wishes to provide its end-user(s). Xspedius is fully responsible for any of its service configurations that may differ from BellSouth's technical standard for the loop type ordered.

2.14.2 Submitting Loop Makeup Service Inquiries

2.14.2.1 Xspedius will be able to obtain LMU information by submitting a LMUSI mechanically or manually. **Mechanized** LMUSIs should be submitted through BellSouth's Operational Support Systems interfaces. After obtaining the resulting loop data from the mechanized LMUSI process, if Xspedius determines that it needs further loop data information in order to make a determination of loop service capability, Xspedius may initiate a separate manual SI for a separate nonrecurring charge as set forth in Section 2.14.3. Mechanized LMU has been made available for limited deployment to those CLECs that have effective X-Digital Subscriber Line (xDSL) Beta Test Agreements in place with BellSouth. CLECs will be notified once a successful Beta Test has been completed, and mechanized LMU shall then be available to Xspedius.

2.14.2.2 **Manual** LMUSIs shall be submitted on the preordering manual LMUSI form by means of fax or electronic-mail to BellSouth's Complex Resale Support Group (CRSG)/Account Team utilizing the Preordering Loop Makeup Service Inquiry form. The standard service interval for the return of a Loop Makeup Manual Service Inquiry is seven business days. This service interval is distinct from the interval applied to the subsequent service order. Manual LMUSIs are not subject to expedite requests.

2.14.3 LMUSI Types and Associated Charges

Xspedius may request LMU information by submitting LMUSIs in accordance with the rate elements in Exhibit C.

2.14.3.1 Xspedius will be assessed a nonrecurring charge for each facility queried as specified in Exhibit C. Rates for all states are interim and subject to true-up pending approval of final rates by the respective State Commissions. True-ups will be retroactive to the effective date of this Agreement.

2.14.3.2 Xspedius may reserve facilities for up to four (4) days in connection with a LMUSI. Reserved facilities for which Xspedius does not plan to place a UNE

local service request (LSR) should be cancelled by Xspedius. Should Xspedius wish to cancel a reservation on a spare facility, the cancellation will require a facility reservation number (RESID/FRN).

- 2.14.3.3 The reservation holding timeframe is a maximum of four days from the time that BellSouth's LMU data is returned to Xspedius for the facility queried. During this holding time and prior to Xspedius's placing an LSR, the reserved facilities are rendered unavailable to other customers, whether for CLEC(s) or for BellSouth. Notwithstanding the foregoing, BellSouth does not guarantee that a reservation will assure Xspedius's ability to order the exact facility reserved.
- 2.14.3.4 If Xspedius does not submit an LSR for a UNE service on a reserved facility within the four-day reservation timeframe, the reservation of that spare facility will become invalid and the facility will be released.
- 2.14.3.5 Charges for preordering LMUSI are separate from any charges associated with ordering other services from BellSouth.

2.14.4 Ordering of Other UNE Services

- 2.14.4.1 Whenever Xspedius has reserved a facility through BellSouth's preordering LMU service, should Xspedius seek to place a subsequent UNE LSR on a reserved facility, Xspedius shall provide BellSouth the RESID/FRN of the single spare facility on the appropriate UNE LSR, Xspedius will be billed the appropriate rate element for the specific type UNE loop ordered by Xspedius as set forth in this Attachment. Xspedius will not be billed any additional Loop Makeup charges for the loop so ordered. Should Xspedius choose to place a UNE LSR having previously submitted a request for *preordering LMU without a reservation*, Xspedius will be billed the appropriate rate element for the specific UNE loop ordered as well as additional Loop Makeup charges as set forth in this Attachment. Rates are provided in Exhibit C in this Attachment.
- 2.14.4.2 Where Xspedius submits an LSR to order facilities reserved during the LMUSI process, BellSouth will use its best efforts to assign to Xspedius the facility reserved as indicated on the return of the LMU. Multi-facility reservations per single RESID/FRN as provided with the mechanized LMUSI process are less likely to result in the specific assignment requested by Xspedius. For those occasions when BellSouth cannot assign the specific facility reserved by Xspedius during the LMU pre-ordering transaction, due to incomplete or incorrect information provided by Xspedius during the ordering process, BellSouth will assign to Xspedius, subject to availability, a facility that meets the BellSouth technical standards of the BellSouth type loop as ordered by Xspedius. If the ordered loop type is not available, Xspedius may utilize the Unbundled Loop Modification process or the Special Construction process, as applicable, to obtain the loop type ordered.

2.15 **Rates**

The prices that Xspedius shall pay to BellSouth for Network Elements and Other Services are set forth in Exhibit C to this Attachment. If Xspedius purchases a service(s) from a tariff, all terms and conditions and rates as set forth in such tariff shall apply.

2.16 **Operational Support Systems (OSS)**

The terms, conditions and rates for OSS are as set forth in Section 2.13 of this Attachment.

3. High Frequency Spectrum Network Element

3.1 General

3.1.1 BellSouth shall provide Xspedius access to the high frequency portion of the local loop as an unbundled network element only where BellSouth is the voice service provider to the end user (“High Frequency Spectrum”) at the rates set forth in Exhibit C. BellSouth shall provide Xspedius with the High Frequency Spectrum irrespective of whether BellSouth chooses to offer xDSL services on the loop.

3.1.2 The High Frequency Spectrum is defined as the frequency range above the voiceband on a copper loop facility carrying analog circuit-switched voiceband transmissions. Access to the High Frequency Spectrum is intended to allow Xspedius the ability to provide Digital Subscriber Line (“xDSL”) data services to the end user for which BellSouth provides voice services. The High Frequency Spectrum shall be available for any version of xDSL presumed acceptable for deployment pursuant to 47 CFR Section 51.230, including, but not limited to, ADSL, HDSL, and any other xDSL technology that is presumed to be acceptable for deployment pursuant to FCC rules. BellSouth will continue to have access to the low frequency portion of the loop spectrum (from 300 Hertz to at least 3000 Hertz, and potentially up to 3400 Hertz, depending on equipment and facilities) for the purposes of providing voice service. Xspedius shall only use xDSL technology that is within the PSD mask parameters set forth in T1.413 or other applicable industry standards. Xspedius shall provision xDSL service on the High Frequency Spectrum in accordance with the applicable Technical Specifications and Standards.

3.1.3 The following loop requirements are necessary for Xspedius to be able to access the High Frequency Spectrum: an unconditioned, 2-wire copper loop. An unconditioned loop is a copper loop with no load coils, low-pass filters, range extenders, DAMLs, or similar devices and minimal bridged taps consistent with

ANSI T1.413 and T1.601. BellSouth will provide Xspedius access to the Unbundled Loop Modification (Line Conditioning), in accordance with Section 2.2 of this Agreement. BellSouth is not required to condition a loop for access to the high frequency spectrum if conditioning of that loop significantly degrades BellSouth's voice service. If Xspedius requests that BellSouth condition a loop longer than 18,000 ft. and such conditioning significantly degrades the voice services on the loop, Xspedius shall pay for the loop to be restored to its original state.

- 3.1.4 Xspedius's termination point is the point of termination for Xspedius on the toll main distributing frame in the central office ("Termination Point"). BellSouth will use jumpers to connect Xspedius's connecting block to the splitter. The splitter will route the High Frequency Spectrum on the circuit to Xspedius's xDSL equipment in Xspedius's collocation space.
- 3.1.5 Xspedius shall have access to the splitter for test purposes, irrespective of where the splitter is placed in the BellSouth premises.
- 3.2 Provisioning of High Frequency Spectrum and Splitter Space
 - 3.2.1 BellSouth will provide Xspedius with access to the High Frequency Spectrum as follows:
 - 3.2.1.1 BellSouth will install splitters within forty-two (42) calendar days of Xspedius's submission of such order to the BellSouth Complex Resale Support Group; provided, however, that in the event BellSouth did not have reasonable notice that a particular central office was to have a splitter installed therein, the forty-two (42) day interval shall not apply. Collocation itself or an application for collocation will serve as reasonable notice.
 - 3.2.1.2 Once a splitter is installed on behalf of Xspedius in a central office, Xspedius shall be entitled to order the High Frequency Spectrum on lines served out of that central office.
 - 3.2.1.2.1 BellSouth will bill and Xspedius shall pay the SOMAN and SOMEK charges as described in Section 2.13 of this Agreement when Xspedius orders High Frequency Spectrum for end-user service.
 - 3.2.1.3 BellSouth will select, purchase, install, and maintain a central office POTS splitter and provide Xspedius access to data ports on the splitter. At least 30 days before making a change in splitter suppliers, BellSouth will provide Xspedius with a carrier notification letter, informing Xspedius of change. Xspedius shall purchase ports on the splitter as set forth more fully below.
 - 3.2.1.4 BellSouth will install the splitter in (i) a common area close to the Xspedius collocation area, if possible; or (ii) in a BellSouth relay rack as close to the Xspedius DS0 termination point as possible. For purposes of this section, a

common area is defined as an area in the central office in which both Parties have access to a common test access point. BellSouth will cross-connect the splitter data ports to a specified Xspedius DS0 at such time that a Xspedius end user's service is established.

- 3.2.1.5 The High Frequency Spectrum shall only be available on loops on which BellSouth is also providing, and continues to provide, analog voice service directly to the end user. In the event the end-user terminates its BellSouth provided voice service for any reason, and Xspedius desires to continue providing xDSL service on such loop, Xspedius shall be required to purchase a full stand-alone loop unbundled network element. In the event BellSouth disconnects the end-user's voice service pursuant to its tariffs or applicable law, and Xspedius desires to continue providing xDSL service on such loop, Xspedius shall be permitted to continue using the line by purchasing the full stand-alone loop unbundled network element. To the extent commercially practicable, BellSouth shall give Xspedius notice in a reasonable time prior to disconnect, which notice shall give Xspedius an adequate opportunity to notify BellSouth of its intent to purchase such loop. In those cases in which BellSouth no longer provides voice service to the end user and Xspedius purchases the full stand-alone loop, Xspedius may elect the type of loop it will purchase. Xspedius will pay the appropriate recurring and non-recurring rates for such loop as set forth in Exhibit C to this Attachment. In the event Xspedius purchases a voice grade loop, Xspedius acknowledges that such loop may not remain xDSL compatible.
- 3.2.1.6 Only one competitive local exchange carrier shall be permitted access to the High Frequency Spectrum of any particular loop.
- 3.3 Ordering
- 3.3.1 To order High Frequency Spectrum on a particular loop, Xspedius must have a DSLAM collocated in the central office that serves the end-user of such loop. Xspedius may order splitters in a central office once it has installed its Digital Subscriber Line Access Multiplexer ("DSLAM") in that central office. BellSouth will install these splitters within the interval provided in paragraph 3.2.1.1.
- 3.3.2 BellSouth will devise a splitter order form that allows Xspedius to order splitter ports in increments of 24 ports.
- 3.3.2.1 BellSouth will provide Xspedius the Local Service Request ("LSR") format to be used when ordering the High Frequency Spectrum.
- 3.3.3 BellSouth will provide access to the High Frequency Spectrum within the following target intervals: BellSouth will return a manual Firm Order Confirmation ("FOC") in no more than two (2) business days after receipt of a valid, error free manual LSR. When Xspedius submits an electronic LSR for High Frequency Spectrum, BellSouth will return a FOC in four (4) hours ninety-five

percent (95%) of the time, or, for orders that do not flow-through, in two (2) business days. BellSouth will provide Xspedius with access to the High Frequency Spectrum at the following target intervals:

- 3.3.3.1 For 1-5 lines at the same address within three (3) business days from BellSouth's issuance of a FOC; 6-10 lines at same address within 5 business days from BellSouth's issuance of a FOC; and more than 10 lines at the same address is to be negotiated.
- 3.3.4 BellSouth will provide to Xspedius BellSouth's Loop Qualification System that BellSouth uses to qualify loops for its own ADSL offering as described below.
- 3.3.5 BellSouth will provide Xspedius access to the Preordering Loop Makeup (LMU), in accordance with Section 2.14 of this Agreement. BellSouth shall bill and Xspedius shall pay the rates for such services, as described in Exhibit C.
- 3.4 Maintenance and Repair
 - 3.4.1 Xspedius shall have access, for test, repair, and maintenance purposes, to any loop as to which it has access to the High Frequency Spectrum. Xspedius may access the loop at the point where the combined voice and data signal exits the central office splitter.
 - 3.4.2 BellSouth will be responsible for repairing voice services and the physical line between the network interface device at the customer's premises and the Termination Point of demarcation in the central office. Xspedius will be responsible for repairing data services. Each Party will be responsible for maintaining its own equipment.
 - 3.4.3 Xspedius shall inform its end users to direct data problems to Xspedius, unless both voice and data services are impaired, in which event the end users should call BellSouth.
 - 3.4.4 Once a Party has isolated a trouble to the other Party's portion of the loop, the Party isolating the trouble shall notify the end user that the trouble is on the other Party's portion of the loop.
 - 3.4.5 In the event Xspedius's deployment of xDSL on the High Frequency Spectrum significantly degrades the performance of other advanced services or of BellSouth's voice service on the same loop, BellSouth shall notify Xspedius and allow twenty-four (24) hours to cure the trouble. If Xspedius fails to resolve the trouble, BellSouth may discontinue Xspedius's access to the High Frequency Spectrum on such loop.

3.5 Rates

The prices that Xspedius shall pay to BellSouth for Network Elements and Other Services are set forth in Exhibit C to this Attachment. If Xspedius purchases a service(s) from a tariff, all terms and conditions and rates as set forth in such tariff shall apply.

3.6 **Operational Support Systems (OSS)**

The terms, conditions and rates for OSS are as set forth in Section 2.13 of this Attachment.

4. **Switching**

All of the negotiated rates, terms and conditions set forth in this Section pertain to the provision of local and tandem switching.

4.1 **Local Switching**

4.1.1 BellSouth shall provide non-discriminatory access to local circuit switching capability, and local tandem switching capability, on an unbundled basis, except as set forth below in Section 4.1.3.3 to Xspedius for the provision of a telecommunications service. BellSouth shall provide non-discriminatory access to packet switching capability on an unbundled basis to Xspedius for the provision of a telecommunications service only in the limited circumstance described below in Section 4.4.

4.1.2 Except as otherwise provided herein, BellSouth shall not impose any restrictions on Xspedius regarding the use of Switching Capabilities purchased from BellSouth provided such use does not result in demonstrable harm to either the BellSouth network or personnel or the use of the BellSouth network by BellSouth or any other telecommunication carrier.

4.1.3 **Local Circuit Switching Capability, including Tandem Switching Capability**

4.1.3.1 Definition

Local Circuit Switching Capability is defined as: (A) line-side facilities, which include, but are not limited to, the connection between a loop termination at a main distribution frame and a switch line card; (B) trunk-side facilities, which include, but are not limited to, the connection between trunk termination at a trunk-side cross-connect panel and a switch trunk card; and (C) all features, functions, and capabilities of the switch, which include, but are not limited to: (1) the basic switching function of connecting lines to lines, line to trunks, trunks to lines, and trunks to trunks, as well as the same basic capabilities made available to BellSouth's customers, such as a telephone number, white page listing, and dial tone; and (2) all other features that the switch is capable of providing, including but not limited to customer calling, customer local area signaling service features,

and Centrex, as well as any technically feasible customized routing functions provided by the switch; (D) switching provided by remote switching modules.

- 4.1.3.2 Notwithstanding BellSouth's general duty to unbundle local circuit switching, BellSouth shall not be required to unbundle local circuit switching for Xspedius when Xspedius serves end-users with four (4) or more voice-grade (DS-0) equivalents or lines in locations served by BellSouth's local circuit switches, which are in the following MSAs: Atlanta, GA; Miami, FL; Orlando, FL; Ft. Lauderdale, FL; Charlotte-Gastonia-Rock Hill, NC; Greensboro-Winston Salem-High Point, NC; Nashville, TN; and New Orleans, LA, and BellSouth has provided non-discriminatory cost based access to the Enhanced ExtendedLink (EEL) throughout Density Zone 1 as determined by NECA Tariff No. 4 as in effect on January 1, 1999.
- 4.1.3.3 In the event that Xspedius orders local circuit switching for a single end user account name at a single physical end user location with four (4) or more 2-wire voice-grade loops from a BellSouth central office in an MSA listed above, BellSouth shall charge Xspedius the market based rate in Exhibit C for use of the local circuit switching functionality for the affected facilities.
- 4.1.3.4 A featureless port is one that has a line port, switching facilities, and an interoffice port. A featured port is a port that includes all features then capable or a number of then capable features specifically requested by Xspedius. Any features that are not currently then capable but are technically feasible through the switch can be requested through the NBR/BFR process.
- 4.1.3.5 BellSouth will provide to Xspedius customized routing of calls: (i) to a requested directory assistance services platform; (ii) to an operator services platform pursuant to Section 10 of Attachment 2; (iii) for Xspedius's PIC'ed toll traffic in a two (2) PIC environment to an alternative OS/DA platform designated by Xspedius. Xspedius customers may use the same dialing arrangements as BellSouth customers.
- 4.1.3.6 Remote Switching Module functionality is included in Switching Capability. The switching capabilities used will be based on the line side features they support.
- 4.1.3.7 Switching Capability will also be capable of routing local, intraLATA, interLATA, and calls to international customer's preferred carrier; call features (e.g. call forwarding) and Centrex capabilities.
- 4.1.3.8 Where required to do so in order to comply with an effective Commission order, BellSouth will provide to Xspedius purchasing local BellSouth switching and reselling BellSouth local exchange service under Attachment 1, selective routing of calls to a requested directory assistance services platform or operator services platform. Xspedius customers may use the same dialing arrangements as BellSouth customers, but obtain a Xspedius branded service.

- 4.1.4 Technical Requirements
- 4.1.4.1 The requirements set forth in this Section apply to Local Switching, but not to the Data Switching function of Local Switching.
- 4.1.4.2 Local Switching shall be equal to or better than the requirements for Local Switching set forth in the applicable industry standard technical references.
- 4.1.4.3 When applicable, BellSouth shall route calls to the appropriate trunk or lines for call origination or termination.
- 4.1.4.4 Subject to this section, BellSouth shall route calls on a per line ~~oper~~ screening class basis to (1) BellSouth platforms providing Network Elements or additional requirements (2) Operator Services platforms, (3) Directory Assistance platforms, and (4) Repair Centers. Any other routing requests by Xspedius will be made pursuant to the BFR/NBR Process as set forth in General Terms and Conditions.
- 4.1.4.5 BellSouth shall provide unbranded recorded announcements and call progress tones to alert callers of call progress and disposition.
- 4.1.4.6 BellSouth shall activate service for Xspedius customer or network interconnection on any of the Local Switching interfaces. This includes provisioning changes to change a customer from BellSouth's services to Xspedius's services without loss of switch feature functionality as defined in this Agreement.
- 4.1.4.7 BellSouth shall perform routine testing (e.g., Mechanized Loop Tests (MLT) and test calls such as 105, 107 and 108 type calls) and fault isolation on a mutually agreed upon schedule.
- 4.1.4.8 BellSouth shall repair and restore any equipment or any other maintainable component that may adversely impact Local Switching.
- 4.1.4.9 BellSouth shall control congestion points such as those caused by radio station call-ins, and network routing abnormalities. All traffic shall be restricted in a non-discriminatory manner.
- 4.1.4.10 BellSouth shall perform manual call trace and permit customer originated call trace.
- 4.1.4.11 Special Services provided by BellSouth will include the following:
- 4.1.4.11.1 Telephone Service Prioritization;
- 4.1.4.11.2 Related services for handicapped;
- 4.1.4.11.3 Soft dial tone where required by law; and
- 4.1.4.11.4 Any other service required by law.

- 4.1.4.12 BellSouth shall provide Switching Service Point (SSP) capabilities and signaling software to interconnect the signaling links destined to the Signaling Transfer Point Switch (STPS). These capabilities shall adhere to the technical specifications set forth in the applicable industry standard technical references.
- 4.1.4.13 BellSouth shall provide interfaces to adjuncts through Telcordia (formerly BellCore) standard interfaces. These adjuncts can include, but are not limited to, the Service Circuit Node and Automatic Call Distributors.
- 4.1.4.14 BellSouth shall provide performance data regarding a customer line, traffic characteristics or other measurable elements to Xspedius, upon a reasonable request from Xspedius. Xspedius will pay BellSouth for all costs incurred to provide such performance data through the Business Opportunity Request process.
- 4.1.4.15 BellSouth shall offer Local Switching that provides feature offerings at parity to those provided by BellSouth to itself or any other Party.
- 4.1.4.16 BellSouth shall offer to Xspedius all AIN triggers in connection with its SMS/SCE offering which are supported by BellSouth for offering AIN-based services
- 4.1.4.17 Where capacity exists, BellSouth shall assign each Xspedius customer line the class of service designated by Xspedius (e.g., using line class codes or other switch specific provisioning methods), and shall route directory assistance calls from Xspedius customers to Xspedius directory assistance operators at Xspedius's option.
- 4.1.4.18 Where capacity exists, BellSouth shall assign each Xspedius customer line the class of services designated by Xspedius (e.g., using line class codes or other switch specific provisioning methods) and shall route operator calls from Xspedius customers to Xspedius operators at Xspedius's option. For example, BellSouth may translate 0- and 0+ intraLATA traffic, and route the call through appropriate trunks to Xspedius Operator Services Position System (OSPS). Calls from Local Switching must pass the ANI-II digits unchanged.
- 4.1.4.19 Local Switching shall be offered in accordance with the technical specifications set forth in the applicable industry standard references.
- 4.1.5 Interface Requirements. BellSouth shall provide the following interfaces to loops:
- 4.1.5.1 Standard Tip/Ring interface including loopstart or groundstart, on-hook signaling (e.g., for calling number, calling name and message waiting lamp);
- 4.1.5.2 Coin phone signaling;
- 4.1.5.3 Basic Rate Interface ISDN adhering to appropriate Telcordia (formerly BellCore) Technical Requirements;

- 4.1.5.4 Two-wire analog interface to PBX;
- 4.1.5.5 Four-wire analog interface to PBX;
- 4.1.5.6 Four-wire DS1 interface to PBX or customer provided equipment (e.g. computers and voice response systems);
- 4.1.5.7 Primary Rate ISDN to PBX adhering to ANSI standards Q.931, Q.932 and appropriate Telcordia (formerly BellCore) Technical Requirements;
- 4.1.5.8 Switched Fractional DS1 with capabilities to configure Nx64 channels (where N = 1 to 24); and
- 4.1.5.9 Loops adhering to Telcordia (formerly BellCore) TR-NWT-08 and TR-NWT-303 specifications to interconnect Digital Loop Carriers.
- 4.1.6 BellSouth shall provide access to the following but not limited to:
 - 4.1.6.1 SS7 Signaling Network or Multi-Frequency trunking if requested by Xspedius;
 - 4.1.6.2 Interface to Xspedius operator services systems or Operator Services through appropriate trunk interconnections for the system; and
 - 4.1.6.3 Interface to Xspedius Directory Assistance Services through the Xspedius switched network or to Directory Assistance Services through the appropriate trunk interconnections for the system; and 950 access or other Xspedius required access to interexchange carriers as requested through appropriate trunk interfaces.

4.2 **Tandem Switching**

4.2.1 Definition

Tandem Switching is the function that establishes a communications path between two switching offices through a third switching office (the Tandem switch).

4.2.2 Technical Requirements

Tandem Switching shall have the same capabilities or equivalent capabilities as those described in Bell Communications Research TR-TSY-000540 Issue 2R2, Tandem Supplement, 6/1/90. The requirements for Tandem Switching include, but are not limited to the following:

- 4.2.2.1 Tandem Switching shall provide signaling to establish a tandem connection;
- 4.2.2.2 Tandem Switching will provide screening as jointly agreed to by Xspedius and BellSouth;

- 4.2.2.3 Tandem Switching shall provide Advanced Intelligent Network triggers supporting AIN features where such routing is not available from the originating end office switch, to the extent such Tandem switch has such capability;
- 4.2.2.4 Tandem Switching shall provide access to Toll Free number portability database as designated by Xspedius;
- 4.2.2.5 Tandem Switching shall provide all trunk interconnections discussed under the “Network Interconnection” section (e.g., SS7, MF, DTMF, DialPulse, PRI-ISDN, DID, and CAMA-ANI (if appropriate for 911));
- 4.2.2.6 Tandem Switching shall provide connectivity to PSAPs where 911 solutions are deployed and the tandem is used for 911; and
- 4.2.2.7 Where appropriate, Tandem Switching shall provide connectivity to transit traffic to and from other carriers.
- 4.2.3 Tandem Switching shall accept connections (including the necessary signaling and trunking interconnections) between end offices, other tandems, IXC, ICO, CAPs and CLEC switches.
- 4.2.4 Tandem Switching shall provide local tandeming functionality between two end offices including two offices belonging to different CLECs (e.g., between a CLEC end office and the end office of another CLEC).
- 4.2.5 Tandem Switching shall preserve CLASS/LASS features and Caller ID as traffic is processed.
- 4.2.6 Tandem Switching shall record billable events and send them to the area billing centers designated by Xspedius. Tandem Switching will provide recording of all billable events as jointly agreed to by Xspedius and BellSouth.
- 4.2.7 Upon a reasonable request from Xspedius, BellSouth shall perform routine testing and fault isolation on the underlying switch that is providing Tandem Switching and all its interconnections. The results and reports of the testing shall be made immediately available to Xspedius.
- 4.2.8 BellSouth shall maintain Xspedius’s trunks and interconnections associated with Tandem Switching at least at parity to its own trunks and interconnections.
- 4.2.9 BellSouth shall control congestion points and network abnormalities. All traffic will be restricted in a non-discriminatory manner.
- 4.2.10 Selective Call Routing through the use of line class codes is not available through the use of tandem switching. Selective Call Routing through the use of line class codes is an end office capability only. Detailed primary and overflow routing plans

for all interfaces available within BellSouth's switching network shall be mutually agreed to by Xspedius and BellSouth.

- 4.2.11 Tandem Switching shall process originating toll-free traffic received from Xspedius's local switch.
- 4.2.12 In support of AIN triggers and features, Tandem Switching shall provide SSP capabilities when these capabilities are not available from the Local Switching Network Element, to the extent such Tandem Switch has such capability.
- 4.2.13 Interface Requirements
 - 4.2.13.1 Tandem Switching shall provide interconnection to the E911 PSAP where the underlying Tandem is acting as the E911 Tandem.
 - 4.2.13.2 Tandem Switching shall interconnect, with direct trunks, to all carriers with which BellSouth interconnects.
 - 4.2.13.3 BellSouth shall provide all signaling necessary to provide Tandem Switching with no loss of feature functionality.
 - 4.2.13.4 Tandem Switching shall interconnect with Xspedius's switch, using two-way trunks, for traffic that is transiting via BellSouth's network to interLATA or intraLATA carriers. At Xspedius's request, Tandem Switching shall record and keep records of traffic for billing.
 - 4.2.13.5 Tandem Switching shall provide an alternate final routing pattern for Xspedius's traffic overflowing from direct end office high usage trunk groups.
 - 4.2.13.6 Tandem Switching shall be equal to or better than the requirements for Tandem Switching set forth in the applicable technical references.
- 4.3 **AIN Selective Carrier Routing for Operator Services, Directory Assistance and Repair Centers**
 - 4.3.1 BellSouth will provide AIN Selective Carrier Routing at the request of Xspedius. AIN Selective Carrier Routing will provide Xspedius with the capability of routing operator calls, 0+ and 0- and 0+ NPA (LNPA) 555-1212 directory assistance, 1+411 directory assistance and 611 repair center calls to pre-selected destinations.
 - 4.3.2 Xspedius shall order AIN Selective Carrier Routing through its Account Team. AIN Selective Carrier Routing must first be established regionally and then on a per central office, per state basis.
 - 4.3.3 AIN Selective Carrier Routing is not available in DMS 10 switches.

- 4.3.4 Where AIN Selective Carrier Routing is utilized by Xspedius, the routing of Xspedius's end user calls shall be pursuant to information provided by Xspedius and stored in BellSouth's AIN Selective Carrier Routing Service Control Point database. AIN Selective Carrier Routing shall utilize a set of Line Class Codes (LCCs) unique to a basic class of service assigned on an 'as needed' basis. The same LCCs will be assigned in each central office where AIN Selective Carrier Routing is established.
- 4.3.5 Upon ordering of AIN Selective Carrier Routing Regional Service, Xspedius shall remit to BellSouth the Regional Service Order non-recurring charges set forth in Exhibit C of this Attachment. There shall be a non-recurring End Office Establishment Charge per office due at the addition of each central office where AIN Selective Carrier Routing will be utilized. Said non-recurring charge shall be as set forth in Exhibit C of this Attachment. For each Xspedius end user activated, there shall be a non-recurring End User Establishment charge as set forth in Exhibit C of this Attachment, payable to BellSouth pursuant to the terms of the General Terms and Conditions, incorporated herein by this reference. Xspedius shall pay the AIN Selective Carrier Routing Per Query Charge set forth in Exhibit C of this Attachment.
- 4.3.6 This Regional Service Order non-recurring charge will be non-refundable and will be paid with 1/2 due up-front with the submission of all fully completed required forms, including: Regional Selective Carrier Routing (SCR) Order Request-Form A, Central Office AIN Selective Carrier Routing (SCR) Order Request - Form B, AIN_SCR Central Office Identification Form - Form C, AIN_SCR Routing Options Selection Form - Form D, and Routing Combinations Table - Form E. BellSouth has 30 days to respond to the client's fully completed firm order as a Regional Service Order. With the delivery of this firm order response to the client, BellSouth considers that the delivery schedule of this service commences. The remaining 1/2 of the Regional Service Order payment must be paid when at least 90% of the Central Offices listed on the original order have been turned up for the service.
- 4.3.7 The non-recurring End Office Establishment Charge will be billed to the client following BellSouth's normal monthly billing cycle for this type of order.
- 4.3.8 End-User Establishment Orders will not be turned-up until the second payment is received for the Regional Service Order. The non-recurring End-User Establishment Charges will be billed to the client following BellSouth's normal monthly billing cycle for this type of order.
- 4.3.9 Additionally, the AIN Selective Carrier Routing Per Query Charge will be billed to the client following the normal billing cycle for per query charges.
- 4.3.10 All other network components needed, for example, unbundled switching and unbundled local transport, etc, will be billed per contracted rates.

4.4 **Packet Switching Capability**

4.4.1 Definition

The packet switching capability network element is defined as the function of routing or forwarding packets, frames, cells or other data units based on address or other routing information contained in the packets, frames, cells or other data units.

4.4.2 BellSouth shall be required to provide non-discriminatory access to unbundled packet switching capability only where each of the following conditions are satisfied:

4.4.2.1 BellSouth has deployed digital loop carrier systems, including but not limited to, integrated digital loop carrier or universal digital loop carrier systems; or has deployed any other system in which fiber optic facilities replace copper facilities in the distribution section (e.g., end office to remote terminal, pedestal or environmentally controlled vault);

4.4.2.2 There are no spare copper loops capable of supporting the xDSL services Xspedius seeks to offer;

4.4.2.3 BellSouth has not permitted Xspedius to deploy a DSLAM at the remote terminal, pedestal or environmentally controlled vault or other interconnection point, nor has Xspedius obtained a virtual collocation arrangement at these sub-loop interconnection points as defined by 47 CFR § 51.319 (b); and

4.4.2.4 BellSouth has deployed packet switching capability for its own use.

4.4.3 If there is a dispute as to whether BellSouth must provide Packet Switching, such dispute will be resolved according to the dispute resolution process set forth in Section 12 of the General Terms and Conditions of this Agreement, incorporated herein by this reference.

4.5 **Interoffice Transmission Facilities**

BellSouth shall provide nondiscriminatory access, in accordance with FCC Rule 51.311 and Section 251(c)(3) of the Act, to interoffice transmission facilities on an unbundled basis to Xspedius for the provision of a telecommunications service.

4.6 **Rates**

The prices that Xspedius shall pay to BellSouth for Network Elements and Other Services are set forth in Exhibit C to this Attachment. If Xspedius purchases a service(s) from a tariff, all terms and conditions and rates as set forth in such tariff shall apply.

4.7 **Operational Support Systems (OSS)**

The terms, conditions and rates for OSS are as set forth in Section 2.13 of this Attachment.

5. Unbundled Network Element Combinations

5.1. Unbundled Network Element Combinations shall include: 1) Enhanced Extended Links (EELs); 2) UNE Loops/Special Access Combinations; 3) Loop/Port Combinations; and 4) Transport Combinations.

5.2. For purposes of this Section, references to “Currently Combined” network elements shall mean that such network elements are in fact already combined by BellSouth in the BellSouth network to provide service to a particular end user at a particular location.

5.3. Enhanced Extended Links (EELs)

5.3.1 Where facilities permit and where necessary to comply with an effective FCC and/or State Commission order, or as otherwise mutually agreed by the Parties, BellSouth shall offer access to loop and transport combinations, also known as the Enhanced Extended Link (“EEL”) as defined in Section 5.3.2 below.

5.3.2 Subject to Section 5.3.3 below, BellSouth will provide access to the EEL in the combinations set forth in Section 5.3.4 following. This offering is intended to provide connectivity from an end user’s location through that end user’s SWC to Xspedius’s POP serving wire center. The circuit must be connected to Xspedius’s switch for the purpose of provisioning telephone exchange service to Xspedius’s end-user customers. The EEL will be connected to Xspedius’s facilities in Xspedius’s collocation space at the POP SWC, or Xspedius may purchase BellSouth’s access facilities between Xspedius’s POP and Xspedius’s collocation space at the POP SWC.

5.3.3 BellSouth shall provide EEL combinations to Xspedius in Georgia regardless of whether or not such EELs are Currently Combined. In all other states, BellSouth shall make available to Xspedius those EEL combinations described in Section 5.3.4 below only to the extent such combinations are Currently Combined. Furthermore, BellSouth will make available EEL combinations to Xspedius in density Zone 1, as defined in 47 CFR 69.123 as of January 1, 1999, in the Atlanta, GA; Miami, FL; Orlando, FL; Ft. Lauderdale, FL; Charlotte-Gastonia-Rock Hill, NC; Greensboro-Winston Salem-High Point, NC; Nashville, TN; and New Orleans, LA, MSAs regardless of whether or not such EELs are Currently Combined. Except as stated above, EELs will be provided to Xspedius only to the extent such network elements are Currently Combined.

5.3.4 EEL Combinations

- 5.3.4.1 DS1 Interoffice Channel + DS1 Channelization + 2-wire VG Local Loop
- 5.3.4.2 DS1 Interoffice Channel + DS1 Channelization + 4-wire VG Local Loop
- 5.3.4.3 DS1 Interoffice Channel + DS1 Channelization + 2-wire ISDN Local Loop
- 5.3.4.4 DS1 Interoffice Channel + DS1 Channelization + 4-wire 56 kbps Local Loop
- 5.3.4.5 DS1 Interoffice Channel + DS1 Channelization + 4-wire 64 kbps Local Loop
- 5.3.4.6 DS1 Interoffice Channel + DS1 Local Loop
- 5.3.4.7 DS3 Interoffice Channel + DS3 Local Loop
- 5.3.4.8 STS-1 Interoffice Channel + STS-1 Local Loop
- 5.3.4.9 DS3 Interoffice Channel + DS3 Channelization + DS1 Local Loop
- 5.3.4.10 STS-1 Interoffice Channel + DS3 Channelization + DS1 Local Loop
- 5.3.4.11 2-wire VG Interoffice Channel + 2-wire VG Local Loop
- 5.3.4.12 4wire VG Interoffice Channel + 4-wire VG Local Loop
- 5.3.4.13 4-wire 56 kbps Interoffice Channel + 4-wire 56 kbps Local Loop
- 5.3.4.14 4-wire 64 kbps Interoffice Channel + 4-wire 64 kbps Local Loop
- 5.3.5 EEL combinations for DS1 level and above will be available only when Xspedius provides and handles at least one third of the end user's local traffic over the facility provided. In addition, on the DS1 loop portion of the combination, at least fifty (50) percent of the activated channels must have at least five (5) percent local voice traffic individually and, for the entire DS1 facility, at least ten (10) percent of the traffic must be local voice traffic.
- 5.3.6 When combinations of loop and transport network elements include multiplexing, each of the individual DS1 circuits must meet the above criteria.
- 5.3.7 Special Access Service Conversions
 - 5.3.7.1 Xspedius may not convert special access services to combinations of loop and transport network elements, whether or not Xspedius self-provides its entrance facilities (or obtains entrance facilities from a third party), unless Xspedius uses the combination to provide a significant amount of local exchange service, in addition to exchange access service, to a particular customer. To the extent Xspedius requests to convert any special access services to combinations of loop and transport network elements at UNE prices, Xspedius shall provide to BellSouth a letter certifying that Xspedius is providing a significant amount of local exchange

service (as described in this Section) over such combinations. The certification letter shall also indicate under what local usage option Xspedius seeks to qualify for conversion of special access circuits. Xspedius shall be deemed to be providing a significant amount of local exchange service over such combinations if one of the following options is met:

- 5.3.7.1.1 Xspedius certifies that it is the exclusive provider of an end user's local exchange service. The loop-transport combinations must terminate at Xspedius's collocation arrangement in at least one BellSouth central office. This option does not allow loop-transport combinations to be connected to BellSouth's tariffed services. Under this option, Xspedius is the end user's only local service provider, and thus, is providing more than a significant amount of local exchange service. Xspedius can then use the loop-transport combinations that serve the end user to carry any type of traffic, including using them to carry 100 percent interstate access traffic; or
- 5.3.7.1.2 Xspedius certifies that it provides local exchange and exchange access service to the end user customer's premises and handles at least one third of the end user customer's local traffic measured as a percent of total end user customer local dialtone lines; and for DS1 circuits and above, at least 50 percent of the activated channels on the loop portion of the loop-transport combination have at least 5 percent local voice traffic individually, and the entire loop facility has at least 10 percent local voice traffic. When a loop-transport combination includes multiplexing, each of the individual DS1 circuits must meet this criteria. The loop-transport combination must terminate at Xspedius's collocation arrangement in at least one BellSouth central office. This option does not allow loop-transport combinations to be connected to BellSouth tariffed services; or
- 5.3.7.1.3 Xspedius certifies that at least 50 percent of the activated channels on a circuit are used to provide originating and terminating local dialtone service and at least 50 percent of the traffic on each of these local dialtone channels is local voice traffic, and that the entire loop facility has at least 33 percent local voice traffic. When a loop-transport combination includes multiplexing, each of the individual DS1 circuits must meet this criteria. This option does not allow loop-transport combinations to be connected to BellSouth's tariffed services. Under this option, collocation is not required. Xspedius does not need to provide a defined portion of the end user's local service, but the active channels on any loop-transport combination, and the entire facility, must carry the amount of local exchange traffic specified in this option.
- 5.3.7.2 In addition, there may be extraordinary circumstances where Xspedius is providing a significant amount of local exchange service, but does not qualify under any of the three options set forth in Section 5.3.7.1. In such case, Xspedius may petition the FCC for a waiver of the local usage options set forth in the June 2, 2000 Order. If a waiver is granted, then upon Xspedius's request the Parties shall amend this Agreement to the extent necessary to incorporate the terms of such waiver for such extraordinary circumstance.

- 5.3.7.3 BellSouth may at its sole discretion audit Xspedius records in order to verify the type of traffic being transmitted over combinations of loop and transport network elements. The audit shall be conducted by a third party independent auditor, and Xspedius shall be given thirty days written notice of scheduled audit. Such audit shall occur no more than one time in a calendar year, unless results of an audit find noncompliance with the significant amount of local exchange service requirement. In the event of noncompliance, Xspedius shall reimburse BellSouth for the cost of the audit. If, based on its audits, BellSouth concludes that Xspedius is not providing a significant amount of local exchange traffic over the combinations of loop and transport network elements, BellSouth may file a complaint with the appropriate Commission, pursuant to the dispute resolution process as set forth in the Interconnection Agreement. In the event that BellSouth prevails, BellSouth may convert such combinations of loop and transport network elements to special access services and may seek appropriate retroactive reimbursement from Xspedius.
- 5.3.7.4 Xspedius may convert special access circuits to combinations of loop and transport UNEs pursuant to the terms of this Section and subject to the termination provisions in the applicable special access tariffs, if any.
- 5.3.8 Rates
- 5.3.8.1 Georgia
- 5.3.8.2 The non-recurring and recurring rates for the EEL Combinations of network elements set forth in 5.3.4, whether Currently Combined or new, are as set forth in Exhibit C of this Attachment.
- 5.3.8.3 On an interim basis, for combinations of loop and transport network elements not set forth in Section 5.3.4, where the elements are not Currently Combined but are ordinarily combined in BellSouth's network, the non-recurring and recurring charges for such UNE combinations shall be the sum of the stand-alone non-recurring and recurring charges of the network elements which make up the combination. These interim rates shall be subject to true-up based on the Commission's review of BellSouth's cost studies.
- 5.3.8.4 To the extent that Xspedius seeks to obtain other combinations of network elements that BellSouth ordinarily combines in its network which have not been specifically priced by the Commission when purchased in combined form, Xspedius, at its option, can request that such rates be determined pursuant to the BFR/NBR process set forth in this Agreement.
- 5.3.8.5 All Other States
- 5.3.8.5.1 Subject to Section 5.3.2 and 5.3.3 preceding, for all other states, the non-recurring and recurring rates for the Currently Combined EEL combinations set forth in Section 5.3.4 and other Currently Combined network elements will be the sum of

the recurring rates for the individual network elements plus a non recurring charge set forth in Exhibit C of this Attachment.

5.3.8.6 Multiplexing

5.3.8.6.1 Where multiplexing functionality is required in connection with loop and transport combinations, such multiplexing will be provided at the rates and on the terms set forth in this Agreement.

5.4 **Other Network Element Combinations**

5.4.1.1 In the state of Georgia, BellSouth shall make available to Xspedius, in accordance with Section 5.4.2.1 below: (1) combinations of network elements other than EELs that are Currently Combined; and (2) combinations of network elements other than EELs that are not Currently Combined but that BellSouth ordinarily combines in its network. In all other states, BellSouth shall make available to Xspedius, in accordance with Section 5.4.2.2 below, combinations of network elements other than EELs only to the extent such combinations are Currently Combined.

5.4.2 Rates

5.4.2.1 Georgia

5.4.2.1.1 The non-recurring and recurring rates for Other Network Element combinations, whether Currently Combined or new, are as set forth in Exhibit C of this Attachment.

5.4.2.1.2 On an interim basis, for Other NetworkElement combinations where the elements are not Currently Combined but are ordinarily combined in BellSouth's network, the non-recurring and recurring charges for such UNE combinations shall be the sum of the stand-alone non-recurring and recurring charges of the network elements which make up the combination. These interim rates shall be subject to true-up based on the Commission's review of BellSouth's cost studies.

5.4.2.1.3 To the extent that Xspedius seeks to obtain other combinations of network elements that BellSouth ordinarily combines in its network which have not been specifically priced by the Commission when purchased in combined form, Xspedius, at its option, can request that such rates be determined pursuant to the BFR/NBR process set forth in this Agreement.

5.4.2.2 All Other States

5.4.2.2.1 For all other states, the non-recurring and recurring rates for the Other Network Element Combinations that are Currently Combined will be the sum of the recurring rates for the individual network elements plus a non recurring charge set forth in Exhibit C of this Attachment.

5.5 **UNE/Special Access Combinations**

5.5.1 Additionally, BellSouth shall make available to Xspedius a combination of an unbundled loop and tariffed special access interoffice facilities. To the extent Xspedius will require multiplexing functionality in connection with such combination, BellSouth will provide access to multiplexing within the central office pursuant to the terms, conditions and rates set forth in its Access Services Tariffs. The tariffed special access interoffice facilities and any associated tariffed services, including but not limited to multiplexing, shall not be eligible for conversion to UNEs as described in Section 5.3.7.

5.5.2 Rates

5.5.2.1 The non-recurring and recurring rates for UNE/Special Access Combinations will be the sum of the unbundled loop rates as set forth in Exhibit C and the interoffice transport rates and multiplexing rates as set forth in the Access Services Tariff.

5.6 **Port/Loop Combinations**

5.6.1 At Xspedius's request, BellSouth shall provide access to combinations of port and loop network elements, as set forth in Section 5.6.3 below, that are Currently Combined in BellSouth's network except as specified in Sections 5.6.1.1 and 5.6.1.2 below.

5.6.1.1 BellSouth shall not provide combinations of port and loop network elements on an unbundled basis in locations where, pursuant to FCC rules, BellSouth is not required to provide circuit switching as an unbundled network element.

5.6.1.2 In accordance with effective and applicable FCC rules, BellSouth shall not be required to provide circuit switching as an unbundled network element in density Zone 1, as defined in 47 CFR 69.123 as of January 1, 1999 of the Atlanta, GA; Miami, FL; Orlando, FL; Ft. Lauderdale, FL; Charlotte-Gastonia-Rock Hill, NC; Greensboro-Winston Salem-High Point, NC; Nashville, TN; and New Orleans, LA, MSAs to Xspedius if Xspedius's customer has 4 or more DS0 equivalent lines.

5.6.2 Combinations of port and loop network elements provide local exchange service for the origination or termination of calls. BellSouth shall make available the following loop and port combinations at the terms and at the rates set forth below:

5.6.2.1 In Georgia, BellSouth shall provide to Xspedius combinations of port and loop network elements to Xspedius on an unbundled basis regardless of whether or not such combinations are Currently Combined except in those locations where BellSouth is not required to provide circuit switching, as set forth in Section 5.6.1.2 above. The rates for such combinations shall be the cost based rates set forth in Exhibit C of this Attachment.

- 5.6.2.2 In all other states, BellSouth shall provide to Xspedius combinations of port and loop network elements on an unbundled basis if such combinations are Currently Combined, except in those locations where BellSouth is not required to provide unbundled circuit switching, as set forth in Sections 5.6.1.1 and 5.6.1.2 above. The rates for such combinations shall be the cost based rates set forth in Exhibit C of this Attachment.
- 5.6.2.3 In all states other than Georgia, except in those locations where BellSouth is not required to provide unbundled circuit switching, as set forth in Sections 5.6.1.1 and 5.6.1.2, BellSouth shall provide to Xspedius combinations of port and loop network elements that are not Currently Combined. The rates for such combinations shall be negotiated by the Parties.
- 5.6.2.4 In those locations where BellSouth is not required to provide unbundled circuit switching, as set forth in Sections 5.6.1.1 and 5.6.1.2, BellSouth shall provide to Xspedius combinations of port and loop network elements whether or not such combinations are Currently Combined. The rates for Currently Combined combinations are the market based rates as set forth in Exhibit C. The rates for not Currently Combined combinations shall be negotiated by the Parties.
- 5.6.3 Combination Offerings
- 5.6.3.1 2-wire voice grade port, voice grade loop, unbundled end office switching, unbundled end office trunk port, common transport per mile per MOU, common transport facilities termination, tandem switching, and tandem trunk port.
- 5.6.3.2 2-wire voice grade DID port, voice grade loop, unbundled end office switching, unbundled end office trunk port, common transport per mile per MOU, common transport facilities termination, tandem switching, and tandem trunk port.
- 5.6.3.3 2-wire CENTREX port, voice grade loop, unbundled end office switching, unbundled end office trunk port, common transport per mile per MOU, common transport facilities termination, tandem switching, and tandem trunk port.
- 5.6.3.4 2-wire ISDN Basic Rate Interface, voice grade loop, unbundled end office switching, unbundled end office trunk port, common transport per mile per MOU, common transport facilities termination, tandem switching, and tandem trunk port.
- 5.6.3.5 2-wire ISDN Primary Rate Interface, DS1 loop, unbundled end office switching, unbundled end office trunk port, common transport per mile per MOU, common transport facilities termination, tandem switching, and tandem trunk port.
- 5.6.3.6 4-wire DS1 Trunk port, DS1 Loop, unbundled end office switching, unbundled end office trunk port, common transport per mile per MOU, common transport facilities termination, tandem switching, and tandem trunk port.

5.7 Rates

The prices that Xspedius shall pay to BellSouth for Network Elements and Other Services are set forth in Exhibit C to this Attachment. If Xspedius purchases a service(s) from a tariff, all terms and conditions and rates as set forth in such tariff shall apply.

5.8 **Operational Support Systems (OSS)**

The terms, conditions and rates for OSS areas set forth in Section 2.13 of this Attachment.

6. **Transport, Channelization and Dark Fiber**

All of the negotiated rates, terms and conditions set forth in this Section pertain to the provision of unbundled transport and dark fiber.

6.1 **Transport**

6.1.1 Interoffice transmission facility network elements include:

6.1.1.1 Dedicated transport, defined as BellSouth's transmission facilities, is dedicated to a particular customer or carrier that provides telecommunications between wire centers or switches owned by BellSouth, or between wire centers and switches owned by BellSouth and Xspedius.

6.1.1.2 Dark Fiber transport, defined as BellSouth's optical transmission facilities without attached signal regeneration, multiplexing, aggregation or other electronics;

6.1.1.3 Common (Shared) transport, defined as transmission facilities shared by more than one carrier, including BellSouth, between end office switches, between end office switches and tandem switches, and between tandem switches, in BellSouth's network.

6.2 BellSouth shall:

6.2.1 Provide Xspedius exclusive use of interoffice transmission facilities dedicated to a particular customer or carrier, or shared use of the features, functions, and capabilities of interoffice transmission facilities shared by more than one customer or carrier;

6.2.2 Provide all technically feasible transmission facilities, features, functions, and capabilities that Xspedius could use to provide telecommunications services;

6.2.3 Permit, to the extent technically feasible, Xspedius to connect such interoffice facilities to equipment designated by Xspedius, including but not limited to, Xspedius's collocated facilities; and

6.2.4 Permit, to the extent technically feasible, Xspedius to obtain the functionality provided by BellSouth's digital cross-connect systems in the same manner that BellSouth provides such functionality to interexchange carriers.

6.3 **Common (Shared) Transport**

6.3.1 Definition of Common (Shared) Transport

6.3.1.1 Common (Shared) Transport is an interoffice transmission path between two BellSouth end-offices, BellSouth end-office and a local tandem, or between two local tandems. Where BellSouth Network Elements are connected by intra-office wiring, such wiring is provided as a part of the Network Elements and is not Common (Shared) Transport.

6.3.2 Technical Requirements of Common (Shared) Transport

6.3.2.1 Common (Shared) Transport provided on DS1 or VT1.5 circuits, shall, at a minimum, meet the performance, availability, jitter, and delay requirements specified for Central Office to Central Office ("CO to CO") connections in the appropriate industry standards.

6.3.2.2 Common (Shared) Transport provided on DS3 circuits, STS-1 circuits, and higher transmission bit rate circuits, shall, at a minimum, meet the performance, availability, jitter, and delay requirements specified for CO to CO connections in the appropriate industry standards.

6.3.2.3 BellSouth shall be responsible for the engineering, provisioning, and maintenance of the underlying equipment and facilities that are used to provide Common (Shared) Transport.

6.3.2.4 At a minimum, Common (Shared) Transport shall meet all of the requirements set forth in the applicable industry standard technical references.

6.4 **Dedicated Transport**

6.4.1 Definitions

6.4.2 Dedicated Transport is defined as BellSouth transmission facilities dedicated to a particular customer or carrier that provide telecommunications between wire centers owned by BellSouth or requesting telecommunications carriers, or between switches owned by BellSouth or requesting telecommunications carriers.

6.4.3 Unbundled Local Channel

6.4.4 Unbundled Local Channel is the dedicated transmission path between Xspedius's Point of Presence and the BellSouth Serving Wire Center's collocation.

- 6.4.5 Unbundled Interoffice Channel.
- 6.4.6 Unbundled Interoffice Channel is the dedicated transmission path that provides telecommunication between BellSouth's Serving Wire Centers' collocations.
- 6.4.7 BellSouth shall offer Dedicated Transport in each of the following ways
- 6.4.7.1 As capacity on a shared UNE facility.
- 6.4.7.2 As a circuit (e.g., DS0, DS1, DS3) dedicated to Xspedius. This circuit shall consist of an Unbundled Local Channel or an Unbundled Interoffice Channel or both.
- 6.4.8 When Dedicated Transport is provided it shall include:
- 6.4.8.1 Transmission equipment such as, line terminating equipment, amplifiers, and regenerators;
- 6.4.8.2 Inter-office transmission facilities such as optical fiber, copper twisted pair, and coaxial cable.
- 6.4.9 Rates for Dedicated Transport are listed in this Attachment. For those states that do not contain rates in this Attachment the rates in the applicable State Access Tariff will apply as interim rates. When final rates are developed, these interim rates will be subject to true up, and the Parties will amend the Agreement to reflect the new rates.
- 6.4.10 Technical Requirements
- 6.4.10.1 This Section sets forth technical requirements for all Dedicated Transport.
- 6.4.10.2 When BellSouth provides Dedicated Transport, the entire designated transmission service (e.g., DS0, DS1, DS3) shall be dedicated to Xspedius designated traffic.
- 6.4.10.3 BellSouth shall offer Dedicated Transport in all technologies that become available including, but not limited to, (1) DS0, DS1 and DS3 transport services, and (2) SONET at available transmission bit rates.
- 6.4.10.4 For DS1 or VT1.5 circuits, Dedicated Transport shall, at a minimum, meet the performance, availability, jitter, and delay requirements specified for Customer Interface to Central Office ("CI to CO") connections in the appropriate industry standards.
- 6.4.10.5 Where applicable, for DS3, Dedicated Transport shall, at a minimum, meet the performance, availability, jitter, and delay requirements specified for CI to CO connections in the appropriate industry standards.

- 6.4.10.6 BellSouth shall offer the following interface transmission rates for Dedicated Transport:
 - 6.4.10.6.1 DS0 Equivalent;
 - 6.4.10.6.2 DS1;
 - 6.4.10.6.3 DS3;
 - 6.4.10.6.4 SDH (Synchronous Digital Hierarchy) Standard interface rates in accordance with International Telecommunications Union (ITU) Recommendation G.707 and Plesiochronous Digital Hierarchy (PDH) rates per ITU Recommendation G.704.
 - 6.4.10.6.5 When Dedicated Transport is provided, BellSouth shall design it according to BellSouth's network infrastructure to allow for the termination points specified by Xspedius.
- 6.4.11 At a minimum, Dedicated Transport shall meet each of the requirements set forth in the applicable industry technical references.
 - 6.4.11.1 BellSouth Technical References:
 - 6.4.11.2 TR-TSY-000191 Alarm Indication Signals Requirements and Objectives, Issue 1, May 1986.
 - 6.4.11.3 TR 73501 LightGate[®] Service Interface and Performance Specifications, Issue D, June 1995.
 - 6.4.11.4 TR 73525 MegaLink[®] Service, MegaLink Channel Service and MegaLink Plus Service Interface and Performance Specifications, Issue C, May 1996.
 - 6.4.12 Provided that the facility is used to transport a significant amount of local exchange services Xspedius shall be entitled to convert existing interoffice transmission facilities (i.e., special access) to the corresponding interoffice transport network element option.

6.5 **Unbundled Channelization**

- 6.5.1 BellSouth agrees to offer access to Unbundled Channelization when available pursuant to following terms and conditions and at the rates set forth in the Attachment. Channelization will be offered with both the high and the low speed sides to be connected to collocation.
- 6.5.2 **Definition**
 - 6.5.2.1 Unbundled Channelization (UC) provides the multiplexing capability that will allow a DS1 (1.544 Mbps) or DS3 (44.736 Mbps) or STS-1 Unbundled Network

Element (UNE) or collocation cross-connect to be multiplexed or channelized at a BellSouth central office. This can be accomplished through the use of a stand-alone multiplexer or a digital cross-connect system at the discretion of BellSouth. Once UC has been installed, Xspedius can have channels activated on an as-needed basis by having BellSouth connect lower level UNEs via Central Office Channel Interfaces (COCI).

- 6.5.3 Channelization capabilities will be as follows:
 - 6.5.3.1 DS3 Channelization System: An element that channelizes a DS3 signal into 28 DS1s/STS-1s.
 - 6.5.3.2 DS1 Channelization System: An element that channelizes a DS1 signal into 24 DS0s.
 - 6.5.3.3 Central Office Channel Interfaces (COCI): Elements that can be activated on a channelization system.
- 6.5.4 DS1 Central Office Channel Interface elements can be activated on a DS3 Channelization System.
- 6.5.5 Voice Grade and Digital Data Central Office Channel Interfaces can be activated on a DS1 Channelization System.
- 6.5.6 AMI and B8ZS line coding with either Super Frame (SF) and Extended Super Frame (ESF) framing formats will be supported as options.
- 6.5.7 COCI will be billed on the lower level UNE order that is interfacing with the UC arrangement and will have to be compatible with those UNEs.
- 6.5.8 Technical Requirements
 - 6.5.8.1 In order to assure proper operation with BellSouth provided central office multiplexing functionality, the customer's channelization equipment must adhere strictly to form and protocol standards. Separate standards exist for the multiplex channel bank, for voice frequency encoding, for various signaling schemes, and for subrate digital access.
 - 6.5.8.2 DS0 to DS1 Channelization
 - 6.5.8.2.1 The DS1 signal must be framed utilizing the framing structure defined in ANSI T1.107, Digital Hierarchy Formats Specifications and ANSI T1.403.02, DS1 Robbed-bit Signaling State Definitions. DS0 to DS1 Channelization requirements are essential the same as defined in BellSouth Technical Reference 73525,

MegaLink[®] Service, MegaLink[®] Channel Service, MegaLink[®] Plus Service, and MegaLink[®] Light Service Interface and Performance Specification.

6.5.8.3 DS1 to DS3 Channelization

6.5.8.3.1 The DS3 signal must be framed utilizing the framing structure define in ANSI T1.107, Digital Hierarchy Formats Specifications. DS1 to DS3 Channelization requirements are essentially the same as defined in BellSouth Technical Reference 73501, LightGate[®] Service Interface and Performance Specifications. The asynchronous M13 multiplex format (combination of M12 and M23 formats) is specified for terminal equipment that multiplexes 28 DS1s into a DS3.

6.5.8.4 DS1 to STS Channelization

6.5.8.4.1 The STS-1 signal must be framed utilizing the framing structure define in ANSI T1.105, Synchronous Optical Network (SONET) – Basic Description Including Multiplex Structure, Rates and Formats and T1.105.02, Synchronous Optical Network (SONET) – Payload Mappings. DS1 to STS Channelization requirements are essentially the same as defined in BellSouth Technical Reference TR 73501, LightGate[®] Service Interface and Performance Specifications.

6.6 **Dark Fiber**

6.6.1 Definition

6.6.2 Dark Fiber is optical transmission facilities without attached multiplexing, aggregation or other electronics that connects two points within BellSouth's network. Dark Fiber is unused strands of optical fiber. It may be strands of optical fiber existing in aerial or underground structure. No line terminating elements terminated to such strands to operationalize its transmission capabilities will be available.

6.6.3 Requirements

6.6.3.1 BellSouth shall make available Dark Fiber where it exists in BellSouth's network and where, as a result of future building or deployment, it becomes available. If BellSouth has plans to use the fiber within a two-year period, there is no requirement to provide said fiber to Xspedius.

6.6.3.2 If the requested dark fiber has any lightwave repeater equipment interspliced to it, BellSouth will remove such equipment at Xspedius's request subject to time and materials charges.

6.6.3.3 Xspedius may test the quality of the Dark Fiber to confirm its usability and performance specifications.

- 6.6.3.4 BellSouth shall use its best efforts to provide to Xspedius information regarding the location, availability and performance of Dark Fiber within ten (10) business days for a records based answer and twenty (20) business days for a field based answer, after receiving a request from Xspedius ("Request"). Within such time period, BellSouth shall send written confirmation of availability of the Dark Fiber ("Confirmation"). From the time of the Request to one hundred and twenty (120) days after Confirmation, BellSouth shall hold such requested Dark Fiber for Xspedius's use and may not allow any other Party to use such media, including BellSouth. If a Dark Fiber firm order is not received within the one hundred and twenty day period, the Dark Fiber will revert to BellSouth's Dark Fiber inventory.
- 6.6.3.5 BellSouth shall use its best efforts to make Dark Fiber available to Xspedius within thirty (30) business days after it receives written confirmation from Xspedius that the Dark Fiber previously deemed available by BellSouth is wanted for use by Xspedius. This includes identification of appropriate connection points (e.g., Light Guide Interconnection (LGX) or splice points) to enable Xspedius to connect or splice Xspedius provided transmission media (e.g., optical fiber) or equipment to the Dark Fiber.
- 6.6.3.6 Dark Fiber shall meet the manufacturer's design specifications.
- 6.6.3.7 Xspedius may splice and test Dark Fiber obtained from BellSouth using Xspedius or Xspedius designated personnel. BellSouth shall provide appropriate interfaces to allow splicing and testing of Dark Fiber. BellSouth shall provide an excess cable length of 25 feet minimum (for fiber in underground conduit) to allow the uncoiled fiber to reach from the manhole to a splicing van.

6.7 **Rates**

- 6.7.1 The prices that Xspedius shall pay to BellSouth for Network Elements and Other Services are set forth in Exhibit C to this Attachment. If Xspedius purchases a service(s) from a tariff, all terms and conditions and rates as set forth in such tariff shall apply.

6.8 **Operational Support Systems (OSS)**

The terms, conditions and rates for OSS are as set forth in Section 2.13 of this Attachment.

7. **BellSouth SWA 8XX Toll Free Dialing Ten Digit Screening Service**

All of the negotiated rates, terms and conditions set forth in this Section pertain to the provision of 8XX Access Ten Digit Screening Services.

- 7.1 BellSouth SWA 8XX Toll Free Dialing Ten Digit Screening Service database

7.1.1 The BellSouth SWA 8XX Toll Free Dialing Ten Digit Screening Service database (herein known as 8XX SCP) is a SCP that contains customer record information and functionality to provide call-handling instructions for 8XX calls. The 8XX SCP IN software stores data downloaded from the national SMS and provides the routing instructions in response to queries from the SSP or tandem. The BellSouth SWA 8XX Toll Free Dialing Ten Digit Screening Service (herein know as 8XX TFD), utilizes the 8XX SCP to provide identification and routing of the 8XX calls, based on the ten digits dialed. 8XX TFD is provided with or without POTS number delivery, dialing number delivery, and other optional complex features as selected by Xspedius. BellSouth shall provide 8XX TFD in accordance with the following:

7.1.2 Technical Requirements

7.1.2.1 BellSouth shall provide Xspedius with access to the 8XX record information located in the 8XX SCP. The 8XX SCP contains current records as received from the national SMS and will provide for routing 8XX originating calls based on the dialed ten digit 8XX number.

7.1.2.2 The 8XX SCP is designated to receive and respond to queries using the American National Standard Specification of Signaling System Seven (SS7) protocol. The 8XX SCP shall determine the carrier identification based on all ten digits of the dialed number and route calls to the carrier, POTS number, dialing number and/or other optional feature selected by Xspedius.

7.1.2.3 The SCP shall also provide, at Xspedius's option, such additional feature as described in SR-TSV-002275 (BOC Notes on BellSouth Networks, SR-TSV-002275, Issue 2, (Telcordia (formerly BellCore), April 1994)) as are available to BellSouth. These may include but are not limited to:

7.1.2.3.1 Network Management;

7.1.2.3.2 Customer Sample Collection; and

7.1.2.3.3 Service Maintenance.

7.2 **Rates**

The prices that Xspedius shall pay to BellSouth for Network Elements and Other Services are set forth in Exhibit C to this Attachment. . If Xspedius purchases a service(s) from a tariff, all terms and conditions and rates as set forth in such tariff shall apply.

7.3 **Operational Support Systems (OSS)**

The terms, conditions and rates for OSS are as set forth in Section 2.13 of this Attachment.

8 Line Information Database (LIDB)

8.1 All of the negotiated rates, terms and conditions set forth in this Section pertain to the provision of LIDB.

8.2 BellSouth will store in its LIDB only records relating to service in the BellSouth region. The LIDB Storage Agreement is included in this Attachment.

8.2.1 Definition

8.2.2 The Line Information Database (LIDB) is a transaction-oriented database accessible through Common Channel Signaling (CCS) networks. It contains records associated with end user Line Numbers and Special Billing Numbers. LIDB accepts queries from other Network Elements and provides appropriate responses. The query originator need not be the owner of LIDB data. LIDB queries include functions such as screening billed numbers that provides the ability to accept Collect or Third Number Billing calls and validation of Telephone Line Number based non-proprietary calling cards. The interface for the LIDB functionality is the interface between BellSouth's CCS network and other CCS networks. LIDB also interfaces to administrative systems.

8.2.3 Technical Requirements

8.2.4 BellSouth will offer to Xspedius any additional capabilities that are developed for LIDB during the life of this Agreement.

8.2.4.1 BellSouth shall process Xspedius's Customer records in LIDB at least at parity with BellSouth customer records, with respect to other LIDB functions. BellSouth shall indicate to Xspedius what additional functions (if any) are performed by LIDB in the BellSouth network.

8.2.4.2 Within two (2) weeks after a request by Xspedius, BellSouth shall provide Xspedius with a list of the customer data items, which Xspedius would have to provide in order to support each required LIDB function. The list shall indicate which data items are essential to LIDB function, and which are required only to support certain services. For each data item, the list shall show the data formats, the acceptable values of the data item and the meaning of those values.

8.2.4.3 BellSouth shall provide LIDB systems for which operating deficiencies that would result in calls being blocked shall not exceed 30 minutes per year.

8.2.4.4 BellSouth shall provide LIDB systems for which operating deficiencies that would not result in calls being blocked shall not exceed 12 hours per year.

- 8.2.4.5 BellSouth shall provide LIDB systems for which the LIDB function shall be in overload no more than 12 hours per year.
- 8.2.4.6 All additions, updates and deletions of Xspedius data to the LIDB shall be solely at the direction of Xspedius. Such direction from Xspedius will not be required where the addition, update or deletion is necessary to perform standard fraud control measures (e.g., calling card auto-deactivation).
- 8.2.4.7 BellSouth shall provide priority updates to LIDB for Xspedius data upon Xspedius's request (e.g., to support fraud detection) via password-protected telephone card, facsimile, or electronic mail within one hour of notice from the established BellSouth contact.
- 8.2.4.8 BellSouth shall provide LIDB systems such that no more than 0.01% of Xspedius customer records will be missing from LIDB, as measured by Xspedius audits. BellSouth will audit Xspedius records in LIDB against DBAS to identify record mismatches and provide this data to a designated Xspedius contact person to resolve the status of the records and BellSouth will update system appropriately. BellSouth will refer record of mis-matches to Xspedius within one business day of audit. Once reconciled records are received back from Xspedius, BellSouth will update LIDB the same business day if less than 500 records are received before 1:00PM Central Time. If more than 500 records are received, BellSouth will contact Xspedius to negotiate a time frame for the updates, not to exceed three business days.
- 8.2.4.9 BellSouth shall perform backup and recovery of all of Xspedius's data in LIDB including sending to LIDB all changes made since the date of the most recent backup copy, in at least the same time frame BellSouth performs backup and recovery of BellSouth data in LIDB for itself. Currently, BellSouth performs backups of the LIDB for itself on a weekly basis and when a new software release is scheduled, a backup is performed prior to loading the new release.
- 8.2.4.10 BellSouth shall provide Xspedius with LIDB reports of data, which are missing or contain errors, as well as any misrouted errors, within a reasonable time period as negotiated between Xspedius and BellSouth.
- 8.2.4.11 BellSouth shall prevent any access to or use of Xspedius data in LIDB by BellSouth personnel that are outside of established administrative and fraud control personnel, or by any other Party that is not authorized by Xspedius in writing.
- 8.2.4.12 BellSouth shall provide Xspedius performance of the LIDB Data Screening function, which allows a LIDB to completely or partially deny specific query originators access to LIDB data owned by specific data owners, for Customer Data that is part of an NPA-NXX or RAO-0/1XX wholly or partially owned by Xspedius at least at parity with BellSouth Customer Data. BellSouth shall obtain

from Xspedius the screening information associated with LIDB Data Screening of Xspedius data in accordance with this requirement. BellSouth currently does not have LIDB Data Screening capabilities. When such capability is available, BellSouth shall offer it to Xspedius under the BFR/NBR as set forth in General Terms and Conditions.

- 8.2.4.13 BellSouth shall accept queries to LIDB associated with Xspedius customer records, and shall return responses in accordance with industry standards.
- 8.2.4.14 BellSouth shall provide mean processing time at the LIDB within 0.50 seconds under normal conditions as defined in industry standards.
- 8.2.4.15 BellSouth shall provide processing time at the LIDB within 1 second for 99% of all messages under normal conditions as defined in industry standards.

8.2.5 Interface Requirements

- 8.2.6 BellSouth shall offer LIDB in accordance with the requirements of this subsection.
 - 8.2.6.1 The interface to LIDB shall be in accordance with the technical references contained within.
 - 8.2.6.2 The CCS interface to LIDB shall be the standard interface described herein.
 - 8.2.6.3 The LIDB Data Base interpretation of the ANSI-TCAP messages shall comply with the technical reference herein. Global Title Translation shall be maintained in the signaling network in order to support signaling network routing to the LIDB.

8.3 **Rates**

The prices that Xspedius shall pay to BellSouth for Network Elements and Other Services are set forth in Exhibit C to this Attachment. If Xspedius purchases a service(s) from a tariff, all terms and conditions and rates as set forth in such tariff shall apply.

8.4 **Operational Support Systems (OSS)**

The terms, conditions and rates for OSS are as set forth in Section 2.13 of this Attachment.

9. Signaling

- 9.1 All of the negotiated rates, terms and conditions set forth in this Section pertain to the provision of Signaling Transport Services.
- 9.2 BellSouth agrees to offer access to signaling and access to BellSouth's signaling databases subject to compatibility testing and at the rates set forth in this Attachment. BellSouth may provide mediated access to BellSouth signaling systems and databases. Available signaling elements include signaling links, signal

transfer points and service control points. Signaling functionality will be available with both A-link and B-link connectivity.

9.3 **Signaling Link Transport**

9.3.1 Definition Signaling Link Transport is a set of two or four dedicated 56 Kbps. transmission paths between CLEC-designated Signaling Points of Interconnection (SPOI) that provides appropriate physical diversity.

9.3.2 Technical Requirements

9.3.2.1 Signaling Link Transport shall consist of full duplex mode 56 kbps transmission paths.

9.3.3 Of the various options available, Signaling Link Transport shall perform in the following two ways:

9.3.3.1 As an “A-link” which is a connection between a switch or SCP and a home Signaling Transfer Point Switch (STP) pair; and

9.3.3.2 As a “B-link” which is a connection between two STP pairs in different company networks (e.g., between two STP pairs for two Competitive Local Exchange Carriers (CLECs)).

9.3.4 Signaling Link Transport shall consist of two or more signaling link layers as follows:

9.3.4.1 An A-link layer shall consist of two links.

9.3.4.2 A B-link layer shall consist of four links.

9.3.5 A signaling link layer shall satisfy a performance objective such that:

9.3.5.1 There shall be no more than two minutes down time per year for an A-link layer; and

9.3.5.2 There shall be negligible (less than 2 seconds) down time per year for a B-link layer.

9.3.5.3 A signaling link layer shall satisfy interoffice and intraoffice diversity of facilities and equipment, such that:

9.3.5.3.1 No single failure of facilities or equipment causes the failure of both links in an A-link layer (i.e., the links should be provided on a minimum of two separate physical paths end-to-end); and

9.3.5.3.2 No two concurrent failures of facilities or equipment shall cause the failure of all four links in a B-link layer (i.e., the links should be provided on a minimum of three separate physical paths end-to-end).

9.3.5.4 Interface Requirements

9.3.5.4.1 There shall be a DS1 (1.544 Mbps) interface at the Xspedius designated SPOIs. Each 56 kbps transmission path shall appear as a DS0 channel within the DS1 interface.

9.4 **Signaling Transfer Points (STPs)**

9.4.1 Definition - Signaling Transfer Points is a signaling network function that includes all of the capabilities provided by the signaling transfer point switches (STPs) and their associated signaling links which enable the exchange of SS7 messages among and between switching elements, database elements and signaling transfer point switches.

9.4.2 Technical Requirements

9.4.2.1 STPs shall provide access to Network Elements connected to BellSouth SS7 network. These include:

9.4.2.1.1 BellSouth Local Switching or Tandem Switching;

9.4.2.1.2 BellSouth Service Control Points/DataBases;

9.4.2.1.3 Third-party local or tandem switching;

9.4.2.1.4 Third-party-provided STPs.

9.4.2.2 The connectivity provided by STPs shall fully support the functions of all other Network Elements connected to the BellSouth SS7 network. This explicitly includes the use of the BellSouth SS7 network to convey messages which neither originate nor terminate at a signaling end point directly connected to the BellSouth SS7 network (i.e., transient messages). When the BellSouth SS7 network is used to convey transient messages, there shall be no alteration of the Integrated Services Digital Network User Part (ISDNUP) or Transaction Capabilities Application Part (TCAP) user data that constitutes the content of the message.

9.4.2.3 If a BellSouth tandem switch routes calling traffic, based on dialed or translated digits, on SS7 trunks between a Xspedius local switch and third party local switch, the BellSouth SS7 network shall convey the TCAP messages that are necessary to provide Call Management features (Automatic Callback, Automatic Recall, and Screening List Editing) between Xspedius local STPs and the STPs that provide connectivity with the third party local switch, even if the third party local switch is not directly connected to BellSouth STPs.

- 9.4.2.4 STPs shall provide all functions of the MTP as defined in the applicable industry standard technical references.
- 9.4.2.5 STPs shall provide all functions of the SCCP necessary for Class 0 (basic connectionless) service, as defined in Telcordia (formerly BellCore) ANSI Interconnection Requirements. In particular, this includes Global Title Translation (GTT) and SCCP Management procedures, as specified in T1.112.4. In cases where the destination signaling point is a Xspedius or third party local or tandem switching system directly connected to BellSouth SS7 network, BellSouth shall perform final GTT of messages to the destination and SCCP Subsystem Management of the destination. In all other cases, BellSouth shall perform intermediate GTT of messages to a gateway pair of STPs in an SS7 network connected with BellSouth SS7 network, and shall not perform SCCP Subsystem Management of the destination. If BellSouth performs final GTT to a Xspedius database, then Xspedius agrees to provide BellSouth with the Destination Point Code for the Xspedius database.
- 9.4.2.6 STPs shall provide on a non-discriminatory basis all functions of the OMAP commonly provided by STPs, as specified in the reference in Section 12 of this Attachment. All OMAP functions will be on a "where available" basis and can include:
- 9.4.2.6.1 MTP Routing Verification Test (MRVT); and
- 9.4.2.6.2 SCCP Routing Verification Test (SRVT).
- 9.4.2.7 In cases where the destination signaling point is a BellSouth local or tandem switching system or database, or is a Xspedius or third party local or tandem switching system directly connected to the BellSouth SS7 network, STPs shall perform MRVT and SRVT to the destination signaling point. In all other cases, STPs shall perform MRVT and SRVT to a gateway pair of STPs in an SS7 network connected with the BellSouth SS7 network. This requirement shall be superseded by the specifications for Internetwork MRVT and SRVT if and when these become approved ANSI standards and available capabilities of BellSouth STPs, and if mutually agreed upon by Xspedius and BellSouth.
- 9.4.2.8 STPs shall be on parity with BellSouth.
- 9.4.2.9 SS7 Advanced Intelligent Network (AIN) Access
- 9.4.2.9.1 When technically feasible and upon request by Xspedius, SS7 Access shall be made available in association with switching. SS7 AIN Access is the provisioning of AIN 0.1 triggers in an equipped BellSouth local switch and interconnection of the BellSouth SS7 network with the Xspedius SS7 network to exchange TCAP queries and responses with a Xspedius SCP.

9.4.2.9.2 SS7 AIN Access shall provide Xspedius SCP access to BellSouth local switch in association with switching via interconnection of BellSouth SS7 and Xspedius SS7 Networks. BellSouth shall offer SS7 access through its STPs. If BellSouth requires a mediation device on any part of its network specific to this form of access, BellSouth must route its messages in the same manner. The interconnection arrangement shall result in the BellSouth local switch recognizing the Xspedius SCP as at least at parity with BellSouth's SCP's in terms of interfaces, performance and capabilities.

9.4.3 Interface Requirements

9.4.3.1 BellSouth shall provide the following STPs options to connect Xspedius or Xspedius-designated local switching systems or STPs to the BellSouth SS7 network:

9.4.3.1.1 An A-link interface from Xspedius local switching systems; and,

9.4.3.1.2 A B-link interface from Xspedius local STPs.

9.4.3.2 Each type of interface shall be provided by one or more sets (layers) of signaling links.

9.4.3.3 The Signaling Point of Interconnection (SPOI) for each link shall be located at a cross-connect element, such as a DSX-1, in the Central Office (CO) where BellSouth STP is located. There shall be a DS1 or higher rate transport interface at each of the SPOIs. Each signaling link shall appear as a DS0 channel within the DS1 or higher rate interface. BellSouth shall offer higher rate DS1 signaling for interconnecting Xspedius local switching systems or STPs with BellSouth STPs as soon as these become approved ANSI standards and available capabilities of BellSouth STPs. BellSouth and Xspedius will work jointly to establish mutually acceptable SPOIs.

9.4.3.4 BellSouth CO shall provide intraoffice diversity between the SPOIs and BellSouth STPs, so that no single failure of intraoffice facilities or equipment shall cause the failure of both B-links in a layer connecting to a BellSouth STP. BellSouth and Xspedius will work jointly to establish mutually acceptable SPOIs.

9.4.3.5 STPs shall provide all functions of the MTPAs defined in the applicable industry standard technical references.

9.4.3.6 Message Screening

9.4.3.6.1 BellSouth shall set message screening parameters so as to accept valid messages from Xspedius local or tandem switching systems destined to any signaling point within BellSouth's SS7 network where the Xspedius switching system has a legitimate signaling relation.

- 9.4.3.6.2 BellSouth shall set message screening parameters so as to pass valid messages from Xspedius local or tandem switching systems destined to any signaling point or network accessed through BellSouth's SS7 network where the Xspedius switching system has a legitimate signaling relation.
- 9.4.3.6.3 BellSouth shall set message screening parameters so as to accept and pass/send valid messages destined to and from Xspedius from any signaling point or network interconnected through BellSouth's SS7 network where the Xspedius SCP has a legitimate signaling relation.
- 9.4.4 STPs shall be equal to or better than all of the requirements for STPs set forth in the applicable industry standard technical references.

9.5 **Service Control Points/Databases**

9.5.1 Definition

- 9.5.1.1 Databases are the Network Elements that provide the functionality for storage of, access to, and manipulation of information required to offer a particular service and/or capability. Databases include, but are not limited to: Local Number Portability, LIDB, Toll Free Number Database, Automatic Location Identification/Data Management System, Calling Name Database, access to Service Creation Environment and Service Management System (SCE/SMS) application databases and Directory Assistance.

- 9.5.2 A Service Control Point (SCP) is a specific type of Database functionality deployed in a Signaling System 7 (SS7) network that executes service application logic in response to SS7 queries sent to it by a switching system also connected to the SS7 network. Service Management Systems provide operational interfaces to allow for provisioning, administration and maintenance of subscriber data and service application data stored in SCPs.

9.5.3 Technical Requirements for SCPs/Databases

- 9.5.3.1 Requirements for SCPs/Databases within this section address storage of information, access to information (e.g. signaling protocols, response times), and administration of information (e.g., provisioning, administration, and maintenance). All SCPs/Databases shall be provided to Xspedius in accordance with the following requirements.
- 9.5.3.2 BellSouth shall provide physical access to SCPs through the SS7 network and protocols with TCAP as the application layer protocol.
- 9.5.3.3 BellSouth shall provide physical interconnection to databases via industry standard interfaces and protocols (e.g. SS7, ISDN and X.25).

9.5.3.4 The reliability of interconnection options shall be consistent with requirements for diversity and survivability.

9.5.4 Database Availability

9.5.4.1 Call processing databases shall have a maximum unscheduled unavailability of 30 minutes per year. Unavailability due to software and hardware upgrades shall be scheduled during minimal usage periods and only be undertaken upon proper notification to providers, which might be impacted. Any downtime associated with the provision of call processing related databases will impact all service providers, including BellSouth, equally.

9.5.4.2 The operational interface provided by BellSouth shall complete Database transactions (i.e., add, modify, delete) for Xspedius customer records stored in BellSouth databases within 3 days, or sooner where BellSouth provisions its own customer records within a shorter interval.

9.6 **Local Number Portability Database**

9.6.1 Definition

9.6.2 The Permanent Number Portability (PNP) database supplies routing numbers for calls involving numbers that have been ported from one local service provider to another. PNP is currently being worked in industry forums. The results of these forums will dictate the industry direction of PNP. BellSouth agrees to provide access to the PNP database at rates, terms and conditions as set forth by BellSouth and in accordance with an effective FCC or Commission directive.

9.7 **SS7 Network Interconnection**

9.7.1 Definition.

9.7.2 SS7 Network Interconnection is the interconnection of Xspedius local Signaling Transfer Point Switches (STP) and Xspedius local or tandem switching systems with BellSouth STPs. This interconnection provides connectivity that enables the exchange of SS7 messages among BellSouth switching systems and databases (DBs), Xspedius local or tandem switching systems, and other third-party switching systems directly connected to the BellSouth SS7 network.

9.7.3 Technical Requirements

9.7.3.1 SS7 Network Interconnection shall provide connectivity to all components of the BellSouth SS7 network. These include:

9.7.3.1.1 BellSouth local or tandem switching systems;

9.7.3.1.2 BellSouth DBs; and

- 9.7.3.1.3 Other third-party local or tandem switching systems.
- 9.7.4 The connectivity provided by SS7 Network Interconnection shall fully support the functions of BellSouth switching systems and DBs and Xspedius or other third-party switching systems with A-link access to the BellSouth SS7 network.
- 9.7.5 If traffic is routed based on dialed or translated digits between a Xspedius local switching system and a BellSouth or other third-party local switching system, either directly or via a BellSouth tandem switching system, then it is a requirement that the BellSouth SS7 network convey via SS7 Network Interconnection the TCAP messages that are necessary to provide Call Management services (Automatic Callback, Automatic Recall, and Screening List Editing) between the Xspedius local STPs and BellSouth or other third-party local switch.
- 9.7.6 When the capability to route messages based on Intermediate Signaling Network Identifier (ISNI) is generally available on BellSouth STPs, the BellSouth SS7 Network shall also convey TCAP messages using SS7 Network Interconnection in similar circumstances where the BellSouth switch routes traffic based on a Carrier Identification Code (CIC).
- 9.7.7 SS7 Network Interconnection shall provide all functions of the MTP as specified in ANSI T1.111. This includes:
- 9.7.7.1 Signaling Data Link functions, as specified in ANSI T1.111.2;
- 9.7.7.2 Signaling Link functions, as specified in ANSI T1.111.3; and
- 9.7.7.3 Signaling Network Management functions, as specified in ANSI T1.111.4.
- 9.7.8 SS7 Network Interconnection shall provide all functions of the SCCP necessary for Class 0 (basic connectionless) service, as specified in ANSI T1.112. In particular, this includes Global Title Translation (GTT) and SCCP Management procedures, as specified in T1.112.4. Where the destination signaling point is a BellSouth switching system or DB, or is another third-party local or tandem switching system directly connected to the BellSouth SS7 network, SS7 Network Interconnection shall include final GTT of messages to the destination and SCCP Subsystem Management of the destination. Where the destination signaling point is a Xspedius local or tandem switching system, SS7 Network Interconnection shall include intermediate GTT of messages to a gateway pair of Xspedius local STPs, and shall not include SCCP Subsystem Management of the destination.
- 9.7.9 SS7 Network Interconnection shall provide all functions of the Integrated Services Digital Network User Part (ISDNUP), as specified in ANSI T1.113.
- 9.7.10 SS7 Network Interconnection shall provide all functions of the TCAP, as specified in ANSI T1.114.

- 9.7.11 If and when Internetwork MTP Routing Verification Test (MRVT) and SCCP Routing Verification Test (SRVT) become approved ANSI standards and available capabilities of BellSouth STPs, SS7 Network Interconnection shall provide these functions of the OMAP.
- 9.7.12 SS7 Network Interconnection shall be equal to or better than the following performance requirements:
- 9.7.12.1 MTP Performance, as specified in ANSI T1.111.6;
- 9.7.12.2 SCCP Performance, as specified in ANSI T1.112.5; and
- 9.7.12.3 ISDNUP Performance, as specified in ANSI T1.113.5.
- 9.7.13 Interface Requirements
- 9.7.13.1 BellSouth shall offer the following SS7 Network Interconnection options to connect Xspedius or Xspedius-designated local or tandem switching systems or STPs to the BellSouth SS7 network:
- 9.7.13.1.1 A-link interface from Xspedius local or tandem switching systems; and
- 9.7.13.1.2 B-link interface from Xspedius STPs.
- 9.7.13.2 The Signaling Point of Interconnection (SPOI) for each link shall be located at a cross-connect element, such as a DSX-1, in the Central Office (CO) where the BellSouth STP is located. There shall be a DS1 or higher rate transport interface at each of the SPOIs. Each signaling link shall appear as a DS0 channel within the DS1 or higher rate interface. BellSouth shall offer higher rate DS1 signaling links for interconnecting Xspedius local switching systems or STPs with BellSouth STPs as soon as these become approved ANSI standards and available capabilities of BellSouth STPs. BellSouth and Xspedius will work jointly to establish mutually acceptable SPOI.
- 9.7.13.3 BellSouth CO shall provide intraoffice diversity between the SPOIs and the BellSouth STP, so that no single failure of intraoffice facilities or equipment shall cause the failure of both B-links in a layer connecting to a BellSouth STP. BellSouth and Xspedius will work jointly to establish mutually acceptable SPOI.
- 9.7.13.4 The protocol interface requirements for SS7 Network Interconnection include the MTP, ISDNUP, SCCP, and TCAP. These protocol interfaces shall conform to the applicable industry standard technical references.
- 9.7.13.5 BellSouth shall set message screening parameters to accept messages from Xspedius local or tandem switching systems destined to any signaling point in the BellSouth SS7 network with which the Xspedius switching system has a legitimate signaling relation.

9.7.13.6 SS7 Network Interconnection shall be equal to or better than all of the requirements for SS7 Network Interconnection set forth in the applicable industry standard technical references.

9.8 Rates

The prices that Xspedius shall pay to BellSouth for Network Elements and Other Services are set forth in Exhibit C to this Attachment. If Xspedius purchases a service(s) from a tariff, all terms and conditions and rates as set forth in such tariff shall apply.

9.9 Operational Support Systems (OSS)

The terms, conditions and rates for OSS are as set forth in Section 2.13 of this Attachment.

10. Operator Call Processing, Inward Operator Services and Directory Assistance Services

10.1 All of the negotiated rates, terms and conditions set forth in this Section pertain to the provision of Operator Call Processing, Inward Operator Services and Directory Assistance Services.

10.2 Operator Systems

10.2.1 Definition. Operator Systems is the Network Element that provides operator and automated call handling and billing, special services, end user telephone listings and optional call completion services. The Operator Systems, Network Element provides two types of functions: Operator Service functions and Directory Assistance Service functions, each of which are described in detail below.

10.3 Operator Service

10.3.1 Definition. Operator Service provides: (1) operator handling for call completion (for example, collect, third number billing, and manual credit card calls), (2) operator or automated assistance for billing after the end user has dialed the called number (for example, credit card calls); and (3) special services including but not limited to Busy Line Verification and Emergency Line Interrupt (ELI), Emergency Agency Call, Operator-assisted Directory Assistance, and Rate Quotes.

10.3.2 Requirements

10.3.2.1 When Xspedius requests BellSouth to provide Operator Services, the following requirements apply:

10.3.2.1.1 BellSouth shall complete 0+ and 0- dialed local calls.

- 10.3.2.1.2 BellSouth shall complete 0+ intraLATA toll calls.
- 10.3.2.1.3 BellSouth shall process calls that are billed to Xspedius end user's calling card that can be validated by BellSouth.
- 10.3.2.1.4 BellSouth shall complete person-to-person calls.
- 10.3.2.1.5 BellSouth shall complete collect calls.
- 10.3.2.1.6 BellSouth shall provide the capability for callers to bill to a third party and complete such calls.
- 10.3.2.1.7 BellSouth shall complete station-to-station calls.
- 10.3.2.1.8 BellSouth shall process emergency calls.
- 10.3.2.1.9 BellSouth shall process Busy Line Verify and Emergency Line Interrupt requests.
- 10.3.2.1.10 BellSouth shall process emergency call trace, as it does for its own end users prior to the Effective Date. Call must originate from a 911 provider.
- 10.3.2.1.11 BellSouth shall process operator-assisted directory assistance calls.
- 10.3.2.1.12 BellSouth shall adhere to equal access requirements, providing Xspedius local end users the same IXC access as provided to BellSouth end users.
- 10.3.2.1.13 BellSouth shall exercise at least the same level of fraudcontrol in providing Operator Service to Xspedius that BellSouth provides for its own operator service.
- 10.3.2.1.14 BellSouth shall perform Billed Number Screening when handling Collect, Person-to-Person, and Billed-to-Third-Party calls.
- 10.3.2.1.15 BellSouth shall direct customer account and other similar inquiries to the customer service center designated by Xspedius.
- 10.3.2.1.16 BellSouth shall provide a feed of customer call records in "EMI" format to Xspedius in accordance with CLEC ODUF standards specified in Attachment 7.

10.3.3 Interface Requirements

- 10.3.3.1 With respect to Operator Services for calls that originate on local switching capability provided by or on behalf of Xspedius, the interface requirements shall conform to the then current established system interface specifications for the platform used to provide Operator Service and the interface shall conform to industry standards.

10.4 **Directory Assistance Service**

- 10.4.1 Definition. Directory Assistance Service provides local end user telephone number listings with the option to complete the call at the caller's direction separate and distinct from local switching.
- 10.4.2 Requirements
- 10.4.3 Directory Assistance Service shall provide up to two listing requests per call. If available and if requested by Xspedius's end user, BellSouth shall provide caller-optional directory assistance call completion service at rates contained in this Attachment to one of the provided listings, equal to that which BellSouth provides its end users. If not available, Xspedius may request such requirement pursuant to the BFR/NBR Process as set forth in General Terms and Conditions.
- 10.4.4 Directory Assistance Service Updates
- 10.4.4.1 BellSouth shall update end user listings changes daily. These changes include
- 10.4.4.1.1 New end user connections: BellSouth will provide service to Xspedius that is equal to the service it provides to itself and its end users;
- 10.4.4.1.2 End user disconnections: BellSouth will provide service to Xspedius that is equal to the service it provides to itself and its end users;and
- 10.4.4.1.3 End user address changes: BellSouth will provide service to Xspedius that is equal to the service it provides to itself and its end users;
- 10.4.4.1.4 These updates shall also be provided for non-listed and non-published numbers for use in emergencies.
- 10.4.5 Branding for Operator Call Processing and Directory Assistance
- 10.4.5.1 The BellSouth Operator Systems Branding Feature provides a definable announcement to Xspedius end users using Directory Assistance (DA)/Operator Call Processing (OCP) prior to placing them in queue or connecting them to an available operator or automated operator system. This feature allows Xspedius to have its calls custom branded with Xspedius's name on whose behalf BellSouth is providing Directory Assistance and/or Operator Call Processing. Rates for Custom Branding, Operator Call Process and Directory Assistance are set forth in this Attachment.
- 10.4.5.2 BellSouth offers four service levels of branding to Xspedius when ordering Directory Assistance and/or Operator Call Processing.
- 10.4.5.2.1 Service Level 1 - BellSouth Branding
- 10.4.5.2.2 Service Level 2 - Unbranded

- 10.4.5.2.3 Service Level 3 - Custom Branding
- 10.4.5.2.4 Service Level 4 - Self Branding (applicable only to Xspedius for Resale or use with an Unbundled Port when routing to an operator service provider other than BellSouth).
- 10.4.6 For Resellers and Use with an Unbundled Port
 - 10.4.6.1 BellSouth Branding is the Default Service Level.
 - 10.4.6.2 Unbranding, Custom Branding, and Self Branding require Xspedius to order selective routing for each originating BellSouth end office identified by Xspedius. Rates for Selective Routing are set forth in this Attachment.
 - 10.4.6.3 Custom Branding and Self Branding require Xspedius to order dedicated trunking from each BellSouth end office identified by Xspedius, to either the BellSouth Traffic Operator Position System (TOPS) or Xspedius Operator Service Provider. Rates for trunks are set forth in applicable BellSouth tariffs.
 - 10.4.6.4 Unbranding - Unbranded Directory Assistance and/or Operator Call Processing calls ride common trunk groups provisioned by BellSouth from those end offices identified by Xspedius to the BellSouth TOPS. These calls are routed to “No Announcement.”
- 10.4.7 For Facilities Based Carriers
 - 10.4.7.1 All Service Levels require Xspedius to order dedicated trunking from their end office(s) point of interface to the BellSouth TOPS Switches. Rates for trunks are set forth in applicable BellSouth tariffs.
 - 10.4.7.2 Customized Branding includes charges for the recording of the branding announcement and the loading of the audio units in each TOPS Switch, Interactive Voice Subsystem (IVS) and Network Applications Vehicle (NAV) equipment for which Xspedius requires service.
- 10.4.8 Directory Assistance customized branding uses:
 - 10.4.8.1 the recording of the name;
 - 10.4.8.2 the front-end loading of the Digital Recorded Announcement Machine (DRAM) in each TOPS switch.
- 10.4.9 Operator Call Processing customized branding uses:
 - 10.4.9.1 the recording of the name;
 - 10.4.9.2 the front-end loading of the DRAM in the TOPS Switch;

- 10.4.9.3 the back-end loading in the audio units in the Automated Alternate Billing System (AABS) in the Interactive Voice Subsystem (IVS);
- 10.4.9.4 the 0- automation loading for the audio units in the Enhanced Billing and Access Service (EBAS) in the Network Applications Vehicle (NAV).
- 10.4.9.5 BellSouth will provide to Xspedius purchasing local BellSouth switching and reselling BellSouth local exchange service, selective routing of calls to a requested directory assistance services platform or operator services platform. Xspedius end users may use the same dialing arrangements as BellSouth end users, but obtain a Xspedius branded service.
- 10.5 **Directory Assistance Database Service (DADS)**
- 10.5.1 BellSouth shall make its Directory Assistance Database Service (DADS) available solely for the expressed purpose of providing Directory Assistance type services to Xspedius end users. The term “end user” denotes any entity which obtains Directory Assistance type services for its own use from a DADS customer. Directory Assistance type service is defined as Voice Directory Assistance (DA Operator assisted and Electronic Directory Assistance (Data System assisted)). Xspedius agrees that DADS will not be used for any purpose which violates federal or state laws, statutes, regulatory orders or tariffs. Except for the permitted users, Xspedius agrees not to disclose DADS to others and shall provide due care in providing for the security and confidentiality of DADS. Further, Xspedius authorizes the inclusion of Xspedius Directory Assistance listings in the BellSouth Directory Assistance products.
- 10.5.2 BellSouth shall provide Xspedius initially with a base file of subscriber listings which reflect all listing change activity occurring since Xspedius’s most recent update via magnetic tape, and subsequently using electronic connectivity such as Network Data Mover to be developed mutually by Xspedius and BellSouth. Xspedius agrees to assume the costs associated with CONNECT: Direct™ connectivity, which will vary depending upon volume and mileage.
- 10.5.3 BellSouth will require approximately one month after receiving an order to prepare the Base File. BellSouth will provide daily updates which will reflect all listing change activity occurring since CLEC’s most recent update. BellSouth shall provide updates to Xspedius on a Business, Residence, or combined Business and Residence basis. Xspedius agrees that the updates shall be used solely to keep the information current. Delivery of Daily Updates will commence the day after Xspedius receives the Base File.
- 10.5.4 BellSouth is authorized to include Xspedius Directory Assistance Listing Information in its DADS. Any other use by BellSouth of Xspedius Directory Assistance Listing Information is not authorized and with the exception of a

request for DADS, BellSouth shall refer any request for such information to Xspedius.

10.5.5 Rates for DADS are as set forth in this Attachment.

10.6 **Direct Access to Directory Assistance Service**

10.6.1 Direct Access to Directory Assistance Service (DADAS) will provide Xspedius's directory assistance operators with the ability to search all available BellSouth subscriber listings using the Directory Assistance search format. Subscription to DADAS will allow Xspedius to utilize its own switch, operator workstations and optional audio subsystems.

10.6.2 Rates, terms and conditions for provisioning DADAS are as set forth in the FCC tariff No. 1.

10.7 **Automatic Location Identification/Data Management System (ALI/DMS)**

10.7.1 The ALI/DMS Database contains end user information (including name, address, telephone information, and sometimes special information from the local service provider or end user) used to determine to which Public Safety Answering Point (PSAP) to route the call. The ALI/DMS database is used to provide more routing flexibility for E911 calls than Basic 911. BellSouth shall provide the Emergency Services Database in accordance with the following:

10.7.2 Technical Requirements

10.7.2.1 BellSouth shall offer Xspedius a data link to the ALI/DMS database or permit Xspedius to provide its own data link to the ALI/DMS database. BellSouth shall provide error reports from the ALI/DMS database to Xspedius immediately after Xspedius inputs information into the ALI/DMS database. Alternately, Xspedius may utilize BellSouth, to enter end user information into the database on a demand basis, and validate end user information on a demand basis.

10.7.2.2 The ALI/DMS database shall contain the following end user information:

10.7.2.2.1 Name;

10.7.2.2.2 Address;

10.7.2.2.3 Telephone number; and

10.7.2.2.4 Other information as appropriate (e.g., whether an end user is blind or deaf or has another disability).

10.7.2.3 When BellSouth is responsible for administering the ALI/DMS database in its entirety, ported number NXXs entries for the ported numbers should be

maintained unless Xspedius requests otherwise and shall be updated if Xspedius requests, provided Xspedius supplies BellSouth with the updates.

10.7.2.4 When Remote Call Forwarding (RCF) is used to provide number portability to the local end user and a remark or other appropriate field information is available in the database, the shadow or “forwarded-to” number and an indication that the number is ported shall be added to the customer record.

10.7.2.5 If BellSouth is responsible for configuring PSAP features (for cases when the PSAP or BellSouth supports an ISDN interface) it shall ensure that CLASS Automatic Recall (Call Return) is not used to call back to the ported number. Although BellSouth currently does not have ISDN interface, BellSouth agrees to comply with this requirement once ISDN interfaces are in place.

10.7.3 Interface Requirements

The interface between the E911 Switch or Tandem and the ALI/DMS database for Xspedius end users shall meet industry standards.

10.8 Rates

The prices that Xspedius shall pay to BellSouth for Network Elements and Other Services are set forth in Exhibit C to this Attachment. If Xspedius purchases a service(s) from a tariff, all terms and conditions and rates as set forth in such tariff shall apply.

10.9 Operational Support Systems (OSS)

The terms, conditions and rates for OSS are as set forth in Section 2.13 of this Attachment.

11. Calling Name (CNAM) Database Service

11.1 All of the negotiated rates, terms and conditions set forth in this Section pertain to the provision of CNAM.

11.2 The Agreement for CNAM with standard pricing is included as Exhibit B to this Attachment. Xspedius must provide to its account manager a written request with a requested activation date to activate this service. If Xspedius is interested in requesting CNAM with volume and term pricing, Xspedius must contact its account manager to request a separate CNAM volume and term Agreement.

11.3 SCPs/Databases shall be equal to or better than all of the requirements for SCPs/Databases set forth in the applicable industry standard technical references.

11.4 Service Creation Environment and Service Management System (SCE/SMS) Advanced Intelligent Network (AIN) Access

- 11.4.1 BellSouth's Service Creation Environment and Service Management System (SCE/SMS) Advanced Intelligent Network (AIN) Access shall provide Xspedius the capability that will allow Xspedius and other third parties to create service applications in a BellSouth SCE and deploy those applications in a BellSouth SMS to a BellSouth SCP. The third party service applications interact with AIN triggers provisioned on a BellSouth SSP.
- 11.4.2 BellSouth's SCE/SMS AIN Access shall provide access to SCE hardware, software, testing and technical support (e.g., help desk, system administrator) resources available to Xspedius. Scheduling procedures shall provide Xspedius equivalent priority to these resources.
- 11.4.2 BellSouth SCP shall partition and protect Xspedius service logic and data from unauthorized access, execution or other types of compromise.
- 11.4.3 When Xspedius selects SCE/SMS AIN Access, BellSouth shall provide training, documentation, and technical support to enable Xspedius to use BellSouth's SCE/SMS AIN Access to create and administer applications. Training, documentation, and technical support will address use of SCE and SMS access and administrative functions, but will not include support for the creation of a specific service application.
- 11.4.4 When Xspedius selects SCE/SMS AIN Access, BellSouth shall provide for a secure, controlled access environment in association with its internal use of AIN components. Xspedius access will be provided via remote data connection (e.g., dial-in, ISDN).
- 11.4.5 When Xspedius selects SCE/SMS AIN Access, BellSouth shall allow Xspedius to download data forms and/or tables to BellSouth SCP via BellSouth SMS without intervention from BellSouth (e.g., service customization and end user subscription).

11.5 **Rates**

The prices that Xspedius shall pay to BellSouth for Network Elements and Other Services are set forth in Exhibit C to this Attachment. If Xspedius purchases a service(s) from a tariff, all terms and conditions and rates as set forth in such tariff shall apply.

11.6 **Operational Support Systems (OSS)**

The terms, conditions and rates for OSS are as set forth in Section 2.13 of this Attachment.

12. **Basic 911 and E911**

12.1 All of the negotiated terms and conditions set forth in this Section pertain to the provision of Basic 911 and E911.

12.2 If Xspedius orders network elements and other services, then Xspedius is also responsible for providing E911 to its end users. BellSouth agrees to offer access to the 911/E911 network pursuant to the following terms and conditions set forth in this Attachment.

12.3 Definition

12.4 Basic 911 and E911 is an additional requirement that provides a caller access to the applicable emergency service bureau by dialing a 3-digit universal telephone number (911).

12.5 Requirements

12.5.1 Basic 911 Service Provisioning. For Basic 911 service, BellSouth will provide to Xspedius a list consisting of each municipality that subscribes to Basic 911 service. The list will also provide, if known, the E911 conversion date for each municipality and, for network routing purposes, a ten-digit directory number representing the appropriate emergency answering position for each municipality subscribing to 911. Xspedius will be required to arrange to accept 911 calls from its end users in municipalities that subscribe to Basic 911 service and translate the 911 call to the appropriate 10-digit directory number as stated on the list provided by BellSouth. Xspedius will be required to route that call to BellSouth at the appropriate tandem or end office. When a municipality converts to E911 service, Xspedius will be required to discontinue the Basic 911 procedures and being using E911 procedures.

12.5.2 E911 Service Provisioning. For E911 service, Xspedius will be required to install a minimum of two dedicated trunks originating from the Xspedius serving wire center and terminating to the appropriate E911 tandem. The dedicated trunks shall be, at a minimum, DS-0 level trunks configured either as a 2-wire analog interface or as part of a digital (1.544 Mb/s) interface. Either configuration shall use CAMA-type signaling with multifrequency (“MF”) pulsing that will deliver automatic number identification (“ANI”) with the voice portion of the call. If the user interface is digital, MF pulses, as well as other AC signals, shall be encoded per the u-255 Law convention. Xspedius will be required to provide BellSouth daily updates to the E911 database. Xspedius will be required to forward 911 calls to the appropriate E911 tandem, along with ANI, based upon the current E911 end office to tandem homing arrangement as provided by BellSouth. If the E911 tandem trunks are not available, Xspedius will be required to route the call to a designated 7-digit local number residing in the appropriate Public Service Answering Point (“PSAP”). This call will be transported over BellSouth’s interoffice network and will not carry the ANI of the calling party. Xspedius shall be responsible for providing BellSouth with complete and accurate data for

submission to the 911/E911 database for the purpose of providing 911/E911 to its end users.

- 12.5.3 Rates. Charges for 911/E911 service are borne by the municipality purchasing the service. BellSouth will impose no charge on Xspedius beyond applicable charges for BellSouth trunking arrangements.
- 12.5.4 Basic 911 and E911 functions provided to Xspedius shall be at least at parity with the support and services that BellSouth provides to its end users for such similar functionality.
- 12.5.5 Detailed Practices and Procedures. The detailed practices and procedures contained in the E911 Local Exchange Carrier Guide For Facility-Based Providers as amended from time to time during the term of this Agreement will determine the appropriate practices and procedures for BellSouth and Xspedius to follow in providing 911/E911 services.

13. True-Up

This section applies only to Tennessee and other rates that are interim or expressly subject to true-up under this attachment.

- 13.1 The interim prices for Network Elements and Other Services and Local Interconnection shall be subject to true-up according to the following procedures:
- 13.2 The interim prices shall be trued-up, either up or down, based on final prices determined either by further agreement between the Parties, or by a final order (including any appeals) of the Commission which final order meets the criteria of (3) below. The Parties shall implement the true-up by comparing the actual volumes and demand for each item, together with interim prices for each item, with the final prices determined for each item. Each Party shall keep its own records upon which the true-up can be based, and any final payment from one Party to the other shall be in an amount agreed upon by the Parties based on such records. In the event of any disagreement as between the records or the Parties regarding the amount of such true-up, the Parties agree that the body having jurisdiction over the matter shall be called upon to resolve such differences, or the Parties may mutually agree to submit the matter to the Dispute Resolution process in accordance with the provisions of Section 12 of the General Terms and Conditions and Attachment 1 of the Agreement.
- 13.3 The Parties may continue to negotiate toward final prices, but in the event that no such Agreement is reached within nine (9) months, either Party may petition the Commission to resolve such disputes and to determine final prices for each item. Alternatively, upon mutual agreement, the Parties may submit the matter to the Dispute Resolution Process set forth in Section 12 of the General Terms and Conditions and Attachment 1 of the Agreement, so long as they file the resulting

Agreement with the Commission as a “negotiated Agreement” under Section 252(e) of the Act.

- (a) 13.4 An effective order of the Commission that forms the basis of a true-up shall be based upon cost studies submitted by either or both Parties to the Commission and shall be binding upon BellSouth and Xspedius specifically or upon all carriers generally, such as a generic cost proceeding.

EXHIBIT A**LINE INFORMATION DATA BASE (LIDB)****STORAGE AGREEMENT****I. SCOPE**

- A. This Agreement sets forth the terms and conditions pursuant to which BellSouth agrees to store in its LIDB certain information at the request of Xspedius and pursuant to which BellSouth, its LIDB customers and Xspedius shall have access to such information. Xspedius understands that BellSouth provides access to information in its LIDB to various telecommunications service providers pursuant to applicable tariffs and agrees that information stored at the request of Xspedius, pursuant to this Agreement, shall be available to those telecommunications service providers. The terms and conditions contained herein shall hereby be made a part of this Interconnection Agreement upon notice to Xspedius's account team to activate this LIDB Storage Agreement. The General Terms and Conditions of the Interconnection/Resale Agreement shall govern this LIDB Storage Agreement. The terms and conditions contained in the attached Addendum is hereby made a part of this LIDB Storage Agreement as if fully incorporated herein.
- B. LIDB is accessed for the following purposes:
1. Billed Number Screening
 2. Calling Card Validation
 3. Fraud Control
- C. BellSouth will provide seven days per week, 24-hours per day, fraud monitoring on Calling Cards, bill-to-third and collect calls made to numbers in BellSouth's LIDB, provided that such information is included in the LIDB query. BellSouth will establish fraud alert thresholds and will notify Xspedius of fraud alerts so that Xspedius may take action it deems appropriate. Xspedius understands and agrees BellSouth will administer all data stored in the LIDB, including the data provided by Xspedius pursuant to this Agreement, in the same manner as BellSouth's data for BellSouth's end user customers. BellSouth shall not be responsible to Xspedius for any lost revenue which may result from BellSouth's administration of the LIDB pursuant to its established practices and procedures as they exist and as they may be changed by BellSouth in its sole discretion from time to time.

Xspedius understands that BellSouth currently has in effect numerous billing and collection agreements with various interexchange carriers and billing clearinghouses. Xspedius further understands that these billing and collection customers of BellSouth query BellSouth's LIDB to determine whether to accept various billing options from end users. Additionally, Xspedius understands that presently BellSouth has no method to differentiate between BellSouth's own billing and line data in the LIDB and such data which it includes in the LIDB on Xspedius's behalf pursuant to this Agreement. Therefore, until such time as BellSouth can and does implement in its LIDB and its supporting systems the means to differentiate Xspedius's data from BellSouth's data and the Parties to this Agreement execute appropriate amendments hereto, the following terms and conditions shall apply:

- (a) Xspedius agrees that it will accept responsibility for telecommunications services billed by BellSouth for its billing and collection customers for Xspedius's end user accounts which are resident in LIDB pursuant to this Agreement. Xspedius authorizes BellSouth to place such charges on Xspedius's bill from BellSouth and agrees that it shall pay all such charges. Charges for which Xspedius hereby takes responsibility include, but are not limited to, collect and third number calls.
- (b) Charges for such services shall appear on a separate BellSouth bill page identified with the name of the entity for which BellSouth is billing the charge.
- (c) Xspedius shall have the responsibility to render a billing statement to its end users for these charges, but Xspedius's obligation to pay BellSouth for the charges billed shall be independent of whether Xspedius is able or not to collect from Xspedius's end users.
- (d) BellSouth shall not become involved in any disputes between Xspedius and the entities for which BellSouth performs billing and collection. BellSouth will not issue adjustments for charges billed on behalf of an entity to Xspedius. It shall be the responsibility of Xspedius and the other entity to negotiate and arrange for any appropriate adjustments.

II. FEES FOR SERVICE AND TAXES

- A. Xspedius will not be charged a fee for storage services provided by BellSouth to Xspedius, as described in Section I of this Agreement.
- B. Sales, use and all other taxes (excluding taxes on BellSouth's income) determined by BellSouth or any taxing authority to be due to any federal, state or local taxing jurisdiction with respect to the provision of the service set forth herein will be paid by

Xspedius in accordance with the tax provisions set forth in the General Terms and Conditions of this Agreement.

III. MISCELLANEOUS

- A. It is understood and agreed to by the Parties that BellSouth may provide similar services to other companies.
- B. All terms, conditions and operations under this Agreement shall be performed in accordance with, and subject to, all applicable local, state or federal legal and regulatory tariffs, rulings, and other requirements of the federal courts, the U. S. Department of Justice and state and federal regulatory agencies. Nothing in this Agreement shall be construed to cause either Party to violate any such legal or regulatory requirement and either Party's obligation to perform shall be subject to all such requirements.
- C. This LIDB Storage Agreement constitutes the entire Agreement between Xspedius and BellSouth with respect to the subject matter hereof and supersedes all prior Agreements or contracts, oral or written representations, statements, negotiations, understandings, proposals and undertakings with respect to LIDB Storage.

**FACILITIES BASED ADDENDUM
TO LINE INFORMATION DATA BASE (LIDB)
STORAGE AGREEMENT**

This is a Facilities Based Addendum to the Line Information Data Base Storage Agreement dated _____, between BellSouth Telecommunications, Inc. (“BellSouth”), and _____ (“Xspedius”), effective the _____ day of _____, _____.

I. GENERAL

This Addendum sets forth the terms and conditions for Xspedius’s provision of billing number information to BellSouth for inclusion in BellSouth’s LIDB. BellSouth will store in its LIDB the billing number information provided by Xspedius, and BellSouth will provide responses to on-line, call-by-call queries to this information for purposes specified in Section I.B. of the Agreement.

II. DEFINITIONS

- A. Billing number - a number that Xspedius creates for the purpose of identifying an account liable for charges. This number may be a line or a special billing number.
- B. Line number - a ten digit number that identifies a telephone line administered by Xspedius.
- C. Special billing number - a ten-digit number that identifies a billing account established by Xspedius.
- D. Calling Card number - a billing number plus PIN number.
- E. PIN number - a four-digit security code assigned by Xspedius which is added to a billing number to compose a fourteen-digit calling card number.
- F. Toll billing exception indicator - associated with a billing number to indicate that it is considered invalid for billing of collect calls or third number calls or both, by Xspedius.

- G. Billed Number Screening - refers to the activity of determining whether a toll billing exception indicator is present for a particular billing number.
- H. Calling Card Validation - refers to the activity of determining whether a particular calling card number exists as stated or otherwise provided by a caller.
- I. Billing number information - information about billing number, Calling Card number and toll billing exception indicator provided to BellSouth by Xspedius.

III. RESPONSIBILITIES OF PARTIES

- A. Xspedius will provide its billing number information to BellSouth's LIDB each business day by a method that has been mutually agreed upon by both Parties.
- B. BellSouth will store in its LIDB the billing number information provided by Xspedius. Under normal operating conditions, BellSouth shall include Xspedius's billing number information in its LIDB no later than two business days following BellSouth's receipt of such billing number information, provided that BellSouth shall not be held responsible for any delay or failure in performance to the extent such delay or failure is caused by circumstances or conditions beyond BellSouth's reasonable control. BellSouth will store in its LIDB an unlimited volume of Xspedius's working telephone numbers.
- C. BellSouth will provide responses to on-line, all-by-call queries to the stored information for the specific purposes listed in the next paragraph.
- D. BellSouth is authorized to use the billing number information provided by Xspedius to perform the following functions for authorized users on an on-line basis:
 - 1. Validate a 14 digit Calling Card number where the first 10 digits are a line number or special billing number assigned by Xspedius, and where the last four digits (PIN) are a security code assigned by Xspedius.
 - 2. Determine whether Xspedius or the subscriber has identified the billing number as one which should not be billed for collect or third number calls, or both.
- E. Xspedius will provide its own billing number information to BellSouth for storage and to be used for Billed Number Screening and Calling Card Validation. Xspedius will arrange and pay for transport of updates to BellSouth.

IV. COMPLIANCE

Unless expressly authorized in writing by Xspedius, all billing number information provided pursuant to this Addendum shall be used for no purposes other than those set forth in this Addendum.

EXHIBIT B**CALLING NAME DELIVERY (CNAM) DATABASE SERVICES****1. Definitions**

For the purpose of this Attachment, the following terms shall be defined as:

CALLING NAME DELIVERY DATABASE SERVICE (CNAM) - The ability to associate a name with the calling party number, allowing the end user subscriber (to which a call is being terminated) to view the calling party's name before the call is answered. This service also provides Xspedius the opportunity to load and store its subscriber names in the BellSouth CNAM SCPs.

CALLING PARTY NUMBER (CPN) - The number of the calling party that is delivered to the terminating switch using common channel signaling system 7 (CCS7) technology, and that is contained in the Initial Address Message (IAM) portion of the CCS7 call setup.

COMMON CHANNEL SIGNALING SYSTEM 7 (CCS7) - A network signaling technology in which all signaling information between two or more nodes is transmitted over high-speed data links, rather than over voice circuits.

SERVICE CONTROL POINTs (SCPs) - The real-time data base systems that contain the names to be provided in response to queries received from CNAM SSPs.

SERVICE MANAGEMENT SYSTEM (SMS) - The main operations support system of CNAM DATABASE SERVICE. CNAM records are loaded into the SMS, which in turn downloads into the CNAM SCP.

SERVICE SWITCHING POINTs (SSPs) - Features of computerized switches in the telephone network that determine that a terminating line has subscribed to CNAM service, and then communicate with CNAM SCPs in order to provide the name associated with the calling party number.

SUBSYSTEM NUMBER (SSN) - The address used in the Signaling Connection Control Part (SCCP) layer of the SS7 protocol to designate an application at an end signaling point. A SSN for CNAM at the end office designates the CNAM application within the end office. BellSouth uses the CNAM SSN of 232.

2. Attachment

2.1 This Attachment contains the terms and conditions where BellSouth will provide to Xspedius access to the BellSouth CNAM SCP for query or record storage purposes.

2.2 Xspedius shall submit to BellSouth a notice of its intent to access and utilize BellSouth CNAM Database Services pursuant to the terms and conditions of this Attachment. Said notice shall be in writing, no less than 60 days prior to Xspedius's access to

BellSouth's CNAM Database Services and shall be addressed to Xspedius's Account Manager.

3. Physical Connection and Compensation

3.1 BellSouth's provision of CNAM Database Services to Xspedius requires interconnection from Xspedius to BellSouth CNAM Service Control Points (SCPs). Such interconnections shall be established pursuant to Attachment 3 of this Agreement. The appropriate charge for access to and use of the BellSouth CNAM Database service shall be as set forth in this Attachment.

3.2 In order to formulate a CNAM query to be sent to the BellSouth CNAM SCP, Xspedius shall provide its own CNAM SSP. Xspedius's CNAM SSPs must be compliant with TR-NWT-001188, "CLASS Calling Name Delivery Generic Requirements".

3.3 If Xspedius elects to access the BellSouth CNAM SCP via a third party CCS7 transport provider, the third party CCS7 provider shall interconnect with the BellSouth CCS7 network according to BellSouth's Common Channel Signaling Interconnection Guidelines and Telcordia (formerly BellCore)'s CCS Network Interface Specification document, TR-TSV-000905. In addition, the third party provider shall establish CCS7 interconnection at the BellSouth Local Signal Transfer Points (LSTPs) serving the BellSouth CNAM SCPs that Xspedius desires to query.

3.4 Out-Of-Region Customers

If the customer queries the BellSouth CNAM SCP via a third party national SS7 transport provider, the third party SS7 provider shall interconnect with the BellSouth CCS7 network according to BellSouth's Common Channel Signaling Interconnection Guidelines and Telcordia's (formerly BellCore's) CCS Network Interface Specification document, TR-TSV-000905. In addition, the third party provider shall establish SS7 interconnection at one or more of the BellSouth Gateway Signal Transfer Points (STPs). The payment of all costs associated with the transport of SS7 signals via a third party will be established by mutual agreement of the Parties in writing and shall, by this reference become an integral part of this Agreement.

4. CNAM Record Initial Load and Updates

4.1 The mechanism to be used by Xspedius for initial CNAM record load and/or updates shall be determined by mutual agreement. The initial load and all updates shall be provided by Xspedius in the BellSouth specified format and shall contain records for every working telephone number that can originate phone calls. It is the responsibility of Xspedius to provide accurate information to BellSouth on a current basis.

4.2 Updates to the SMS shall occur no less than once a week, reflect service order activity affecting either name or telephone number, and involve only record additions, deletions or changes.

- 4.3 Xpedius CNAM records provided for storage in the BellSouth CNAM SCP shall be available, on a SCP query basis only, to all Parties querying the BellSouth CNAM SCP. Further, CNAM service shall be provided by each Party consistent with state and/or federal regulation.

BELLSOUTH/Xspedius RATES
NETWORK ELEMENTS
AND OTHER SERVICES

DESCRIPTION	USOC	RATES BY STATE									
		AL	FL	GA	KY	LA	MS	NC	SC	TN	
NIDs											
NID to NID Cross Connect, 2-Wire or 4-Wire, NRC	UNDC2	\$11.63	\$6.15	NA	\$11.79	\$11.72	NA	\$11.68	NA	NA	
NID to NID Cross Connect, 2-Wire or 4-Wire, NRC	UNDC4	\$11.63	\$6.15	NA	\$11.79	\$11.72	NA	\$11.68	NA	NA	
NID, 1-2 lines, per month	UND12	NA	NA	NA	NA	NA	NA	NA	NA	NA	
NRC - 1st	UND12	TBD	\$94.50	TBD	\$94.56	\$93.90	TBD	TBD	TBD	TBD	
NRC - Add'l	UND12	TBD	\$57.22	TBD	\$57.28	\$56.67	TBD	TBD	TBD	TBD	
NRC - Disconnect Charge - 1st	UND12	TBD	NA	TBD	NA	NA	TBD	TBD	TBD	TBD	
NRC - Disconnect Charge - Add'l	UND12	TBD	NA	TBD	NA	NA	TBD	TBD	TBD	TBD	
NRC - Service Order submitted Electronically, per LSR	SOMEc	\$3.50	\$2.75	NA	\$3.50	\$3.50	NA	\$3.50	NA	TBD	
NRC - Service Order submitted Electronically, per LSR - Disconnect	SOMEc	NA	\$0.42	NA	NA	NA	NA	NA	NA	TBD	
NRC - Service Order submitted Manually, per LSR	SOMAN	NA	\$21.56	NA	\$29.24	NA	NA	NA	NA	TBD	
NRC - Service Order submitted Manually, per LSR, Disconnect	SOMAN	NA	\$3.84	NA	\$3.94	NA	NA	NA	NA	TBD	
NRC - Incremental Charge - Manual Service Order - 1st	SOMAN	TBD	NA	TBD	NA	NA	TBD	TBD	TBD	TBD	
NRC - Incremental Charge - Manual Service Order - Add'l	SOMAN	TBD	NA	TBD	NA	NA	TBD	TBD	TBD	TBD	
NRC - Incremental Charge - Manual Service Order - Disconnect	SOMAN	TBD	NA	TBD	NA	NA	TBD	TBD	TBD	TBD	
NID, 1-6 lines, per month	UND16	NA	NA	NA	NA	NA	NA	NA	NA	NA	
NRC - 1st	UND16	TBD	\$136.75	TBD	\$136.91	\$135.29	TBD	TBD	TBD	TBD	
NRC - Add'l	UND16	TBD	\$99.47	TBD	\$99.63	\$98.07	TBD	TBD	TBD	TBD	
NRC - Disconnect Charge - 1st	UND16	TBD	NA	TBD	NA	NA	TBD	TBD	TBD	TBD	
NRC - Disconnect Charge - Add'l	UND16	TBD	NA	TBD	NA	NA	TBD	TBD	TBD	TBD	
NRC - Service Order submitted Electronically, per LSR	SOMEc	\$3.50	\$2.75	NA	\$3.50	\$3.50	NA	\$3.50	NA	TBD	
NRC - Service Order submitted Electronically, per LSR - Disconnect	SOMEc	NA	\$0.42	NA	NA	NA	NA	NA	NA	TBD	
NRC - Service Order submitted Manually, per LSR	SOMAN	NA	\$21.56	NA	\$29.24	NA	NA	NA	NA	TBD	
NRC - Service Order submitted Manually, per LSR, Disconnect	SOMAN	NA	\$3.84	NA	\$3.94	NA	NA	NA	NA	TBD	
NRC - Incremental Charge - Manual Service Order - 1st	SOMAN	TBD	\$21.56	TBD	NA	NA	TBD	TBD	TBD	TBD	
NRC - Incremental Charge - Manual Service Order - Add'l	SOMAN	TBD	NA	TBD	NA	NA	TBD	TBD	TBD	TBD	
NRC - Incremental Charge - Manual Service Order - Disconnect	SOMAN	TBD	\$3.84	TBD	NA	NA	TBD	TBD	TBD	TBD	
Nonrecurring Charge - customer transfer, feature additions, changes (1)		\$5.00	NA	NA	NA	NA	\$5.00	NA	NA	NA	
LOOP, EXCLUDING NID											
2-Wire Analog VG Loop (Standard), per month		NA	NA	NA	\$18.20	NA	NA	NA	NA	NA	
NRC - 1st		NA	NA	NA	\$86.08	NA	NA	NA	NA	NA	
NRC - Add'l		NA	NA	NA	\$58.57	NA	NA	NA	NA	NA	
2-Wire Analog VG Loop (Customized), per month		NA	NA	NA	\$21.41	NA	NA	NA	NA	NA	
NRC - 1st		NA	NA	NA	\$236.75	NA	NA	NA	NA	NA	
NRC - Add'l		NA	NA	NA	\$177.10	NA	NA	NA	NA	NA	
4-Wire Analog VG Loop (Standard), per month		NA	NA	NA	\$26.38	NA	NA	NA	NA	NA	
NRC - 1st		NA	NA	NA	\$457.14	NA	NA	NA	NA	NA	
NRC - Add'l		NA	NA	NA	\$348.83	NA	NA	NA	NA	NA	
2-Wire ISDN Digital Grade Loop (Standard), per month		NA	NA	NA	\$29.65	NA	NA	NA	NA	NA	
NRC - 1st		NA	NA	NA	\$541.28	NA	NA	NA	NA	NA	
NRC - Add'l		NA	NA	NA	\$431.61	NA	NA	NA	NA	NA	
2-Wire ADSL Loop (Standard), per month		NA	NA	NA	\$10.63	NA	NA	NA	NA	NA	
NRC - 1st		NA	NA	NA	\$713.50	NA	NA	NA	NA	NA	
NRC - Add'l		NA	NA	NA	\$609.44	NA	NA	NA	NA	NA	
2-Wire HDSL Loop (Standard), per month		NA	NA	NA	\$7.40	NA	NA	NA	NA	NA	
NRC - 1st		NA	NA	NA	\$713.50	NA	NA	NA	NA	NA	
NRC - Add'l		NA	NA	NA	\$609.44	NA	NA	NA	NA	NA	
4-Wire HDSL Loop (Standard), per month		NA	NA	NA	\$9.70	NA	NA	NA	NA	NA	
NRC - 1st		NA	NA	NA	\$748.93	NA	NA	NA	NA	NA	
NRC - Add'l		NA	NA	NA	\$646.17	NA	NA	NA	NA	NA	
LOOP, INCLUDING NID											

BELLSOUTH/Xpedius RATES
NETWORK ELEMENTS
AND OTHER SERVICES

2-Wire Analog VG Loop-SL1												
	RC - Statewide, per month	UEAL2	NA	NA	NA	NA	NA	NA	NA	\$15.88	NA	NA
	RC - Zone 1, per month (Note 2)	UEAL2	\$15.24	\$13.75	\$14.21	\$14.79	\$14.96	\$15.58	TBD	\$18.48	\$15.92	
	RC - Zone 2, per month (Note 2)	UEAL2	\$24.75	\$20.13	\$16.41	\$27.68	\$25.69	\$20.65	TBD	\$27.87	\$20.79	
	RC - Zone 3, per month (Note 2)	UEAL2	\$44.85	\$44.40	\$26.08	\$47.78	\$52.47	\$29.51	TBD	\$36.91	\$27.18	
	RC - Zone 4, per month (Note 2)	UEAL2	NA	NA	NA	NA	NA	\$38.94	NA	NA	NA	
	NRC - 1st	UEAL2	\$59.03	\$83.20	\$42.54	\$86.08	\$40.69	\$59.25	\$57.99	\$70.44	\$78.93	
	NRC - Add'l	UEAL2	\$43.14	\$35.12	\$31.33	\$58.57	\$29.96	\$43.67	\$42.37	\$44.05	\$50.98	
	NRC - Disconnect Charge - 1st	UEAL2	\$15.21	\$55.97	NA	NA	\$11.48	\$16.35	NA	NA	NA	
	NRC - Disconnect Charge - Add'l	UEAL2	\$3.22	\$10.35	NA	NA	\$3.36	\$4.06	NA	NA	NA	
	NRC - Service Order submitted Electronically, per LSR	SOMEK	\$3.50	\$2.75	\$3.50	\$3.50	\$3.50	\$3.50	\$3.50	\$3.50	\$3.50	
	NRC - Service Order submitted Electronically, per LSR - Disconnect	SOMEK	NA	\$0.42	NA	NA	NA	NA	NA	NA	TBD	
	NRC - Service Order submitted Manually, per LSR	SOMAN	NA	\$21.56	NA	\$29.24	NA	NA	NA	NA	\$19.99	
	NRC - Service Order submitted Manually, per LSR, Disconnect	SOMAN	NA	\$3.84	NA	\$3.94	NA	NA	NA	NA	TBD	
	NRC - Incremental Charge - Manual Service Order - 1st	SOMAN	\$27.37	NA	\$18.94	NA	\$18.14	\$25.52	\$26.94	\$44.22	NA	
	NRC - Incremental Charge - Manual Service Order - Add'l	SOMAN	\$12.97	NA	\$8.42	NA	\$8.06	\$11.34	\$12.76	\$13.55	NA	
	NRC - Incremental Charge - Manual Service Order - Disconnect	SOMAN	\$17.77	NA	NA	NA	\$11.41	\$16.06	NA	NA	NA	
	NRC - Loop Make-Up	UEANM	TBD	TBD	TBD	TBD	TBD	TBD	TBD	TBD	TBD	
2-Wire Analog VG Loop-SL2 w/loop or ground start signaling												
	RC - Statewide, per month	UEAL2	NA	NA	NA	NA	NA	NA	NA	\$19.50	NA	NA
	RC - Zone 1, per month (Note 2)	UEAL2	\$17.95	\$18.48	\$16.84	\$17.27	\$17.65	\$18.35	TBD	\$21.57	\$15.92	
	RC - Zone 2, per month (Note 2)	UEAL2	\$29.16	\$22.43	\$19.45	\$32.32	\$30.32	\$24.33	TBD	\$32.53	\$20.79	
	RC - Zone 3, per month (Note 2)	UEAL2	\$52.84	\$27.87	\$30.92	\$55.78	\$61.93	\$34.77	TBD	\$43.08	\$27.18	
	RC - Zone 4, per month (Note 2)	UEAL2	NA	NA	NA	NA	NA	\$45.88	NA	NA	NA	
	NRC - 1st	UEAL2	\$145.46	\$218.96	\$104.17	\$236.75	\$99.69	\$144.01	\$142.97	\$178.12	\$192.97	
	NRC - Add'l	UEAL2	\$108.40	\$136.44	\$78.10	\$177.10	\$74.73	\$107.70	\$106.56	\$128.80	\$140.72	
	NRC - Disconnect Charge - 1st	UEAL2	\$40.31	\$113.41	NA	NA	\$28.73	\$40.98	NA	NA	NA	
	NRC - Disconnect Charge - Add'l	UEAL2	\$26.01	\$20.58	NA	NA	\$18.87	\$26.95	NA	NA	NA	
	NRC - Service Order submitted Electronically, per LSR	SOMEK	\$3.50	\$2.75	\$3.50	\$3.50	\$3.50	\$3.50	\$3.50	\$3.50	\$3.50	
	NRC - Service Order submitted Electronically, per LSR - Disconnect	SOMEK	NA	\$0.42	NA	NA	NA	NA	NA	NA	TBD	
	NRC - Service Order submitted Manually, per LSR	SOMAN	NA	\$21.56	NA	\$29.24	NA	NA	NA	NA	\$19.99	
	NRC - Service Order submitted Manually, per LSR, Disconnect	SOMAN	NA	\$3.84	NA	\$3.94	NA	NA	NA	NA	TBD	
	NRC - Incremental Charge - Manual Service Order - 1st	SOMAN	\$27.37	NA	\$18.94	NA	\$18.14	\$25.52	\$26.94	\$44.42	NA	
	NRC - Incremental Charge - Manual Service Order - Add'l	SOMAN	\$12.97	NA	\$8.42	NA	\$8.06	\$11.34	\$12.76	\$13.55	NA	
	NRC - Incremental Charge - Manual Service Order - Disconnect	SOMAN	\$17.77	NA	NA	NA	\$11.41	\$26.95	NA	NA	NA	
	NRC - Incremental Charge - Order Coordination - Time Specific (per LSR)	OCOSL	\$45.99	\$36.18	\$34.22	\$36.18	\$32.77	\$45.27	\$45.34	\$45.43	\$55.00	
2-Wire Analog VG Loop-SL2 w/ reverse battery signaling												
	RC - Statewide, per month	UEAR2	NA	NA	NA	NA	NA	NA	NA	\$19.50	NA	NA
	RC - Zone 1, per month (Note 2)	UEAR2	\$17.95	\$18.48	\$16.84	\$17.27	\$17.65	\$18.35	TBD	\$21.57	\$15.92	
	RC - Zone 2, per month (Note 2)	UEAR2	\$29.16	\$22.43	\$19.45	\$32.32	\$30.32	\$24.33	TBD	\$32.53	\$20.79	
	RC - Zone 3, per month (Note 2)	UEAR2	\$52.84	\$27.87	\$30.92	\$55.78	\$61.93	\$34.77	TBD	\$43.08	\$27.18	
	RC - Zone 4, per month (Note 2)	UEAR2	NA	NA	NA	NA	NA	\$45.88	NA	NA	NA	
	NRC - 1st	UEAR2	\$145.46	\$218.96	\$104.17	\$236.75	\$99.69	\$144.01	\$142.97	\$178.12	\$192.97	
	NRC - Add'l	UEAR2	\$108.40	\$136.44	\$78.10	\$177.10	\$74.73	\$107.70	\$106.56	\$128.80	\$140.72	
	NRC - Disconnect Charge - 1st	UEAR2	\$40.31	\$113.41	NA	NA	\$28.73	\$40.98	NA	NA	NA	
	NRC - Disconnect Charge - Add'l	UEAR2	\$26.01	\$20.58	NA	NA	\$18.87	\$26.95	NA	NA	NA	
	NRC - Service Order submitted Electronically, per LSR	SOMEK	\$3.50	\$2.75	\$3.50	\$3.50	\$3.50	\$3.50	\$3.50	\$3.50	\$3.50	
	NRC - Service Order submitted Electronically, per LSR - Disconnect	SOMEK	NA	\$0.42	NA	NA	NA	NA	NA	NA	TBD	
	NRC - Service Order submitted Manually, per LSR	SOMAN	NA	\$21.56	NA	\$29.24	NA	NA	NA	NA	\$19.99	
	NRC - Service Order submitted Manually, per LSR, Disconnect	SOMAN	NA	\$3.84	NA	\$3.94	NA	NA	NA	NA	TBD	
	NRC - Incremental Charge - Manual Service Order - 1st	SOMAN	\$27.37	NA	\$18.94	NA	\$18.14	\$25.52	\$26.94	\$44.42	NA	
	NRC - Incremental Charge - Manual Service Order - Add'l	SOMAN	\$12.97	NA	\$8.42	NA	\$8.06	\$11.34	\$12.76	\$13.55	NA	
	NRC - Incremental Charge - Manual Service Order - Disconnect	SOMAN	\$17.77	NA	NA	NA	\$11.41	\$26.95	NA	NA	NA	
	NRC - Incremental Charge - Order Coordination - Time Specific (per LSR)	OCOCL	\$45.99	\$36.18	\$34.22	\$36.18	\$32.77	\$45.27	\$45.34	\$45.43	\$55.00	
4-Wire Analog VG Loop												

**BELLSOUTH/Xpedius RATES
NETWORK ELEMENTS
AND OTHER SERVICES**

	RC - Statewide, per month	UEAL4	NA	NA	NA	NA	NA	NA	NA	\$27.49	NA	NA
	RC - Zone 1, per month (Note 2)	UEAL4	\$24.01	\$24.26	\$22.26	\$20.92	\$24.36	\$22.38	TBD	\$29.47	\$29.47	\$15.92
	RC - Zone 2, per month (Note 2)	UEAL4	\$39.00	\$35.51	\$25.70	\$39.14	\$41.85	\$29.67	TBD	\$44.44	\$44.44	\$20.79
	RC - Zone 3, per month (Note 2)	UEAL4	\$70.67	\$78.35	\$40.85	\$67.56	\$85.47	\$42.40	TBD	\$58.85	\$58.85	\$27.18
	RC - Zone 4, per month (Note 2)	UEAL4	NA	NA	NA	NA	NA	\$55.96	NA	NA	NA	NA
	NRC - 1st	UEAL4	\$293.70	\$141.00	\$206.95	\$457.14	\$198.10	\$289.06	\$288.47	\$383.39	\$383.39	\$58.50
	NRC - Add'l	UEAL4	\$241.76	\$43.00	\$170.57	\$348.83	\$163.26	\$238.19	\$237.45	\$286.77	\$286.77	\$31.00
	NRC - Disconnect Charge - 1st	UEAL4	\$108.96	\$122.15	NA	NA	\$74.27	\$108.14	NA	NA	NA	NA
	NRC - Disconnect Charge - Add'l	UEAL4	\$57.01	\$27.42	NA	NA	\$39.44	\$57.28	NA	NA	NA	NA
	NRC - Service Order submitted Electronically, per LSR	SOMECE	\$3.50	\$2.75	\$3.50	\$3.50	\$3.50	\$3.50	\$3.50	\$3.50	\$3.50	\$3.50
	NRC - Service Order submitted Electronically, per LSR - Disconnect	SOMECE	NA	\$0.42	NA	NA	NA	NA	NA	NA	NA	TBD
	NRC - Service Order submitted Manually, per LSR	SOMAN	NA	\$21.56	NA	\$29.24	NA	NA	NA	NA	NA	\$19.99
	NRC - Service Order submitted Manually, per LSR, Disconnect	SOMAN	NA	\$3.84	NA	\$3.94	NA	NA	NA	NA	NA	TBD
	NRC - Incremental Charge - Manual Service Order - 1st	SOMAN	\$27.37	NA	\$18.94	NA	\$18.14	\$25.52	\$26.94	\$44.06	\$44.06	NA
	NRC - Incremental Charge - Manual Service Order - Add'l	SOMAN	\$12.97	NA	\$8.42	NA	\$8.06	\$11.34	\$12.76	\$13.55	\$13.55	NA
	NRC - Incremental Charge - Manual Service Order - Disconnect	SOMAN	\$17.77	NA	NA	NA	\$11.41	\$16.06	NA	NA	NA	NA
	NRC - Incremental Charge - Order Coordination - Time Specific (per LSR)	OCOSL	\$45.99	\$36.18	\$34.22	\$36.18	\$32.77	\$45.27	\$45.34	\$45.43	\$45.43	\$55.00
	2-Wire ISDN Digital Grade Loop											
	RC - Statewide, per month	U1L2X	NA	NA	NA	NA	NA	NA	NA	\$24.98	NA	NA
	RC - Zone 1, per month (Note 2)	U1L2X	\$23.23	\$32.34	\$21.89	\$23.66	\$21.15	\$21.86	TBD	\$26.68	\$26.68	\$15.92
	RC - Zone 2, per month (Note 2)	U1L2X	\$37.74	\$47.35	\$25.27	\$44.28	\$36.22	\$28.97	TBD	\$40.24	\$40.24	\$20.79
	RC - Zone 3, per month (Note 2)	U1L2X	\$68.38	\$104.47	\$40.17	\$76.42	\$74.19	\$41.40	TBD	\$53.29	\$53.29	\$27.18
	RC - Zone 4, per month (Note 2)	U1L2X	NA	NA	NA	NA	NA	\$54.64	NA	NA	NA	NA
	NRC - 1st	U1L2X	\$331.85	\$306.00	\$233.38	\$541.28	\$223.27	\$326.38	\$325.91	\$423.04	\$423.04	\$58.50
	NRC - Add'l	U1L2X	\$255.87	\$283.00	\$180.35	\$431.61	\$172.63	\$252.00	\$251.31	\$301.75	\$301.75	\$31.00
	NRC - Disconnect Charge - 1st	U1L2X	\$108.95	\$111.10	NA	NA	\$74.27	\$108.14	NA	NA	NA	NA
	NRC - Disconnect Charge - Add'l	U1L2X	\$57.01	\$18.28	NA	NA	\$39.44	\$57.27	NA	NA	NA	NA
	NRC - Service Order submitted Electronically, per LSR	SOMECE	\$3.50	\$2.75	\$3.50	\$3.50	\$3.50	\$3.50	\$3.50	\$3.50	\$3.50	\$3.50
	NRC - Service Order submitted Electronically, per LSR - Disconnect	SOMECE	NA	\$0.42	NA	NA	NA	NA	NA	NA	NA	TBD
	NRC - Service Order submitted Manually, per LSR	SOMAN	NA	\$21.56	NA	\$29.24	NA	NA	NA	NA	NA	\$19.99
	NRC - Service Order submitted Manually, per LSR, Disconnect	SOMAN	NA	\$3.84	NA	\$3.94	NA	NA	NA	NA	NA	TBD
	NRC - Incremental Charge - Manual Service Order - 1st	SOMAN	\$27.37	NA	\$18.94	NA	\$18.14	\$25.52	\$26.94	\$44.42	\$44.42	NA
	NRC - Incremental Charge - Manual Service Order - Add'l	SOMAN	\$12.97	NA	\$8.42	NA	\$8.06	\$11.34	\$12.76	\$13.55	\$13.55	NA
	NRC - Incremental Charge - Manual Service Order - Disconnect	SOMAN	\$17.77	NA	NA	NA	\$11.41	\$16.06	NA	NA	NA	NA
	NRC - Incremental Charge - Order Coordination - Time Specific (per LSR)	OCOSL	\$45.99	\$36.18	\$34.22	\$36.18	\$32.77	\$45.27	\$45.34	\$45.43	\$45.43	\$55.00
	2-Wire Universal Digital Carrier (UDC), statewide, per month	UDC2X	NA	NA	NA	NA	NA	NA	NA	\$24.98	NA	NA
	Zone 1, per month	UDC2X	\$23.23	\$32.34	\$21.89	\$23.66	\$21.15	\$21.86	TBD	\$26.68	\$26.68	\$15.92
	Zone 2, per month	UDC2X	\$37.74	\$47.35	\$25.27	\$44.28	\$36.22	\$28.97	TBD	\$40.24	\$40.24	\$20.79
	Zone 3, per month	UDC2X	\$68.38	\$104.47	\$40.17	\$76.42	\$74.19	\$41.40	TBD	\$53.29	\$53.29	\$27.18
	Zone 4, per month	UDC2X	NA	NA	NA	NA	NA	\$54.64	NA	NA	NA	NA
	NRC - 1st	UDC2X	\$331.85	\$306.00	\$233.38	\$541.28	\$223.27	\$326.38	\$325.91	\$423.04	\$423.04	\$58.50
	NRC - Add'l	UDC2X	\$255.87	\$283.00	\$180.35	\$431.61	\$172.63	\$252.00	\$251.31	\$301.75	\$301.75	\$31.00
	NRC - Disconnect Charge - 1st	UDC2X	\$108.95	\$111.10	NA	NA	\$74.27	\$108.14	NA	NA	NA	NA
	NRC - Disconnect Charge - Add'l	UDC2X	\$57.01	\$18.28	NA	NA	\$39.44	\$57.27	NA	NA	NA	NA
	NRC - Service Order submitted Electronically, per LSR	SOMECE	\$3.50	\$2.75	\$3.50	\$3.50	\$3.50	\$3.50	\$3.50	\$3.50	\$3.50	\$3.50
	NRC - Service Order submitted Electronically, per LSR - Disconnect	SOMECE	NA	\$0.42	NA	NA	NA	NA	NA	NA	NA	TBD
	NRC - Service Order submitted Manually, per LSR	SOMAN	NA	\$21.56	NA	\$29.24	NA	NA	NA	NA	NA	\$19.99
	NRC - Service Order submitted Manually, per LSR, Disconnect	SOMAN	NA	\$3.84	NA	\$3.94	NA	NA	NA	NA	NA	TBD
	NRC - Incremental Charge - Manual Service Order - 1st	SOMAN	\$27.37	NA	\$18.94	NA	\$18.14	\$25.52	\$26.94	\$44.42	\$44.42	NA
	NRC - Incremental Charge - Manual Service Order - Add'l	SOMAN	\$12.97	NA	\$8.42	NA	\$8.06	\$11.34	\$12.76	\$13.55	\$13.55	NA
	NRC - Incremental Charge - Manual Service Order - Disconnect	SOMAN	\$17.77	NA	NA	NA	\$11.41	\$16.06	NA	NA	NA	NA
	NRC - Incremental Charge - Order Coordination - Time Specific (per LSR)	OCOSL	\$45.99	\$36.18	\$34.22	\$36.18	\$32.77	\$45.27	\$45.34	\$45.43	\$45.43	\$55.00
	2-Wire ADSL Compatible Loop incl Man Svc Inquiry & Fac Reservation	UAL2X	NA	NA	NA	NA	NA	NA	NA	\$14.60	NA	NA

**BELLSOUTH/Xspedius RATES
NETWORK ELEMENTS
AND OTHER SERVICES**

	RC - Zone 1, per month (Note 2)	UAL2X	\$12.09	\$12.78	\$11.23	\$8.79	\$11.90	\$10.87	TBD	\$17.10	\$15.93	
	RC - Zone 2, per month (Note 2)	UAL2X	\$19.64	\$18.72	\$12.97	\$16.46	\$20.43	\$14.40	TBD	\$25.79	\$20.05	
	RC - Zone 3, per month (Note 2)	UAL2X	\$35.59	\$41.29	\$20.62	\$28.40	\$41.73	\$20.58	TBD	\$34.15	\$28.74	
	RC - Zone 4, per month (Note 2)	UAL2X	NA	NA	NA	NA	NA	\$27.16	NA	NA	NA	
	NRC - 1st	UAL2X	\$514.21	\$113.85	\$359.73	\$713.50	\$343.13	\$504.82	\$504.90	\$600.61	\$640.79	
	NRC - Add'l	UAL2X	\$464.58	\$99.61	\$325.15	\$609.44	\$310.03	\$456.24	\$456.17	\$507.33	\$541.94	
	NRC - Disconnect Charge - 1st	UAL2X	\$106.65	\$154.23	NA	NA	\$72.54	\$105.86	NA	NA	NA	
	NRC - Disconnect Charge - Add'l	UAL2X	\$56.98	\$35.23	NA	NA	\$39.42	\$57.25	\$26.94	NA	NA	
	NRC - Service Order submitted Electronically, per LSR	SOMECS	\$3.50	\$2.75	\$3.50	\$3.50	\$3.50	\$3.50	\$3.50	\$3.50	\$3.50	
	NRC - Service Order submitted Manually, per LSR	SOMAN	NA	\$21.56	NA	\$29.24	NA	NA	NA	NA	\$19.99	
	NRC - Service Order submitted Manually, per LSR, Disconnect	SOMAN	NA	\$3.84	NA	\$3.94	NA	NA	NA	NA	TBD	
	NRC - Incremental Charge - Manual Service Order - 1st	SOMAN	\$27.37	NA	\$18.94	NA	\$18.14	\$25.52	\$12.76	\$44.42	NA	
	NRC - Incremental Charge - Manual Service Order - Add'l	SOMAN	\$12.97	NA	\$8.42	NA	\$8.06	\$11.34	NA	\$13.55	NA	
	NRC - Incremental Charge - Manual Service Order - Disconnect	SOMAN	\$17.77	NA	NA	NA	\$11.41	\$16.06	NA	NA	NA	
	NRC - Incremental Charge - Order Coordination - Time Specific (per LSR)	OCOSL	\$45.99	\$36.18	\$34.22	\$36.18	\$32.77	\$45.27	\$45.34	\$45.43	\$55.00	
	2-Wire ADSL Compatible Loop without Man Svc Inquiry & Fac Reservation											
	RC - Statewide, per month	UAL2W	NA	NA	NA	NA	NA	NA	\$14.60	NA	NA	
	Zone 1, per month	UAL2W	\$12.09	\$12.78	\$11.23	\$8.79	\$11.90	\$10.87	TBD	\$17.10	\$15.93	
	Zone 2, per month	UAL2W	\$19.64	\$18.72	\$12.97	\$16.46	\$20.43	\$14.40	TBD	\$25.79	\$20.05	
	Zone 3, per month	UAL2W	\$35.59	\$41.29	\$20.62	\$28.40	\$41.73	\$20.58	TBD	\$34.15	\$28.74	
	Zone 4, per month	UAL2W	NA	NA	NA	NA	NA	\$27.16	NA	NA	NA	
	NRC - 1st	UAL2W	\$375.21	\$258.86	\$220.73	\$260.95	\$255.34	\$365.82	\$365.90	\$461.60	\$501.79	
	NRC - Add'l	UAL2W	\$325.58	\$175.48	\$186.15	\$176.21	\$170.72	\$317.24	\$317.17	\$368.33	\$402.94	
	NRC - Disconnect Charge - 1st	UAL2W	\$106.65	\$108.29	NA	\$112.86	\$112.32	\$105.86	NA	NA	NA	
	NRC - Disconnect Charge - Add'l	UAL2W	\$56.98	\$15.46	NA	\$15.88	\$15.81	\$57.25	\$26.94	NA	NA	
	NRC - Service Order submitted Electronically, per LSR	SOMECS	\$3.50	\$2.75	\$3.50	\$3.50	\$3.50	\$3.50	\$3.50	\$3.50	\$3.50	
	NRC - Service Order submitted Electronically, per LSR - Disconnect	SOMECS	NA	\$0.42	NA	NA	NA	NA	NA	NA	TBD	
	NRC - Service Order submitted Manually, per LSR	SOMAN	NA	\$21.56	NA	\$29.24	NA	NA	NA	NA	\$19.99	
	NRC - Service Order submitted Manually, per LSR, Disconnect	SOMAN	NA	\$3.84	NA	\$3.94	NA	NA	NA	NA	TBD	
	NRC - Incremental Charge - Manual Service Order - 1st	SOMAN	\$27.37	NA	\$18.94	NA	\$18.14	\$25.52	\$12.76	\$44.42	NA	
	NRC - Incremental Charge - Manual Service Order - Add'l	SOMAN	\$12.97	NA	\$8.42	NA	\$8.06	\$11.34	NA	\$13.55	NA	
	NRC - Incremental Charge - Manual Service Order - Disconnect	SOMAN	\$17.77	NA	NA	NA	\$11.41	\$16.06	NA	NA	NA	
	NRC - Incremental Charge - Order Coordination - Time Specific (per LSR)	OCOSL	\$45.99	\$36.18	\$34.22	\$36.18	\$32.77	\$45.27	\$45.34	\$45.43	\$55.00	
	2-Wire HDSL Compatible Loop, incl Man Svc Inquiry & Fac Reserv											
	RC - Statewide, per month	UHL2X	NA	NA	NA	NA	NA	NA	\$11.98	NA	NA	
	RC - Zone 1, per month (Note 2)	UHL2X	\$9.41	\$9.80	\$7.88	\$6.29	\$8.97	\$8.50	TBD	\$12.21	\$11.62	
	RC - Zone 2, per month (Note 2)	UHL2X	\$15.29	\$14.35	\$9.09	\$11.78	\$15.41	\$11.26	TBD	\$18.41	\$14.62	
	RC - Zone 3, per month (Note 2)	UHL2X	\$27.70	\$31.65	\$14.46	\$20.33	\$31.48	\$16.10	TBD	\$24.39	\$20.96	
	RC - Zone 4, per month (Note 2)	UHL2X	NA	NA	NA	NA	NA	\$21.25	NA	NA	NA	
	NRC - 1st	UHL2X	\$514.21	\$113.85	\$359.73	\$713.50	\$343.13	\$504.82	\$504.90	\$600.61	\$640.79	
	NRC - Add'l	UHL2X	\$464.58	\$99.61	\$325.15	\$609.44	\$310.03	\$456.24	\$456.17	\$507.33	\$541.94	
	NRC - Disconnect Charge - 1st	UHL2X	\$106.65	\$154.23	NA	NA	\$72.54	\$105.86	NA	NA	NA	
	NRC - Disconnect Charge - Add'l	UHL2X	\$56.98	\$35.23	NA	NA	\$39.42	\$57.25	NA	NA	NA	
	NRC - Service Order submitted Electronically, per LSR	SOMECS	\$3.50	\$2.75	\$3.50	\$3.50	\$3.50	\$3.50	\$3.50	\$3.50	\$3.50	
	NRC - Service Order submitted Electronically, per LSR - Disconnect	SOMECS	NA	\$0.42	NA	NA	NA	NA	NA	NA	TBD	
	NRC - Service Order submitted Manually, per LSR	SOMAN	NA	\$21.56	NA	\$29.24	NA	NA	NA	NA	\$19.99	
	NRC - Service Order submitted Manually, per LSR, Disconnect	SOMAN	NA	\$3.84	NA	\$3.94	NA	NA	NA	NA	TBD	
	NRC - Incremental Charge - Manual Service Order - 1st	SOMAN	\$27.37	NA	\$18.94	NA	\$18.14	\$25.52	\$26.94	\$44.06	NA	
	NRC - Incremental Charge - Manual Service Order - Add'l	SOMAN	\$12.97	NA	\$8.42	NA	\$8.06	\$11.34	\$12.76	\$13.55	NA	
	NRC - Incremental Charge - Manual Service Order - Disconnect	SOMAN	\$17.77	NA	NA	NA	\$11.41	\$16.06	NA	NA	NA	
	NRC - Incremental Charge - Order Coordination - Time Specific (per LSR)	OCOSL	\$45.99	\$36.18	\$34.22	\$36.18	\$32.77	\$45.27	\$45.34	\$45.43	\$55.00	
	2-Wire HDSL Compatible Loop, without Man Svc Inquiry & Fac Reserv											
	Statewide, per month	UHL2W	NA	NA	NA	NA	NA	NA	\$11.98	NA	NA	
	Zone 1, per month	UHL2W	\$9.41	\$9.80	\$7.88	\$6.29	\$8.97	\$8.50	TBD	\$12.21	\$11.62	
	Zone 2, per month	UHL2W	\$15.29	\$14.35	\$9.09	\$11.78	\$15.41	\$11.26	TBD	\$18.41	\$14.62	

**BELLSOUTH/Xspedius RATES
NETWORK ELEMENTS
AND OTHER SERVICES**

	Zone 3, per month	UHL2W	\$27.70	\$31.65	\$14.48	\$20.33	\$31.48	\$16.10	TBD	\$24.39	\$20.96	
	Zone 4, per month	UHL2W	NA	NA	NA	NA	NA	\$21.25	NA	NA	NA	
	NRC - 1st	UHL2W	\$375.21	\$276.19	\$220.73	\$278.28	\$272.64	\$365.82	\$365.90	\$461.60	\$501.79	
	NRC - Add'l	UHL2W	\$325.58	\$192.81	\$186.15	\$193.54	\$188.02	\$317.24	\$317.17	\$368.33	\$402.94	
	NRC - Disconnect Charge - 1st	UHL2W	\$106.65	\$108.29	NA	\$112.86	\$112.32	\$105.86	NA	NA	NA	
	NRC - Disconnect Charge - Add'l	UHL2W	\$56.98	\$15.46	NA	\$15.88	\$15.81	\$57.25	NA	NA	NA	
	NRC - Service Order submitted Electronically, per LSR	SOMEK	\$3.50	\$2.75	\$3.50	\$3.50	\$3.50	\$3.50	\$3.50	\$3.50	\$3.50	
	NRC - Service Order submitted Electronically, per LSR - Disconnect	SOMEK	NA	\$0.42	NA	NA	NA	NA	NA	NA	TBD	
	NRC - Service Order submitted Manually, per LSR	SOMAN	NA	\$21.56	NA	\$29.24	NA	NA	NA	NA	\$19.99	
	NRC - Service Order submitted Manually, per LSR, Disconnect	SOMAN	NA	\$3.84	NA	\$3.94	NA	NA	NA	NA	TBD	
	NRC - Incremental Charge - Manual Service Order - 1st	SOMAN	\$27.37	NA	\$18.94	NA	\$18.14	\$25.52	\$26.94	\$44.06	NA	
	NRC - Incremental Charge - Manual Service Order - Add'l	SOMAN	\$12.97	NA	\$8.42	NA	\$8.06	\$11.34	\$12.76	\$13.55	NA	
	NRC - Incremental Charge - Manual Service Order - Disconnect	SOMAN	\$17.77	NA	NA	NA	\$11.41	\$16.06	NA	NA	NA	
	NRC - Incremental Charge - Order Coordination - Time Specific (per LSR)	OCOSL	\$45.99	\$36.18	\$34.22	\$36.18	\$32.77	\$45.27	\$45.34	\$45.43	\$55.00	
	4-Wire HDSL Compatible Loop, incl Man Svc Inquiry & Fac Reserv											
	RC - Statewide, per month	UHL4X	NA	NA	NA	NA	NA	NA	\$13.97	NA	\$17.91	
	RC - Zone 1, per month (Note 2)	UHL4X	\$11.52	\$14.75	\$10.39	\$7.68	\$12.97	\$10.36	TBD	\$16.21	\$15.46	
	RC - Zone 2, per month (Note 2)	UHL4X	\$18.71	\$21.59	\$12.00	\$14.38	\$21.76	\$13.73	TBD	\$24.45	\$19.46	
	RC - Zone 3, per month (Note 2)	UHL4X	\$33.90	\$47.64	\$19.07	\$24.82	\$44.44	\$19.62	TBD	\$32.38	\$27.88	
	RC - Zone 4, per month (Note 2)	UHL4X	NA	NA	NA	NA	NA	\$25.90	NA	NA	NA	
	NRC - 1st	UHL4X	\$541.13	\$116.91	\$378.86	\$748.93	\$361.45	\$531.21	\$531.35	\$625.11	\$666.70	
	NRC - Add'l	UHL4X	\$491.50	\$101.71	\$344.28	\$646.17	\$328.35	\$482.63	\$482.62	\$532.78	\$568.86	
	NRC - Disconnect Charge - 1st	UHL4X	\$106.65	\$161.19	NA	NA	\$72.54	\$105.86	NA	NA	NA	
	NRC - Disconnect Charge - Add'l	UHL4X	\$56.98	\$26.10	NA	NA	\$39.42	\$57.25	NA	NA	NA	
	NRC - Service Order submitted Electronically, per LSR	SOMEK	\$3.50	\$2.75	\$3.50	\$3.50	\$3.50	\$3.50	\$3.50	\$3.50	\$3.50	
	NRC - Service Order submitted Electronically, per LSR - Disconnect	SOMEK	NA	\$0.42	NA	NA	NA	NA	NA	NA	TBD	
	NRC - Service Order submitted Manually, per LSR	SOMAN	NA	\$21.56	NA	\$29.24	NA	NA	NA	NA	\$19.99	
	NRC - Service Order submitted Manually, per LSR, Disconnect	SOMAN	NA	\$3.84	NA	\$3.94	NA	NA	NA	NA	TBD	
	NRC - Incremental Charge - Manual Service Order - 1st	SOMAN	\$27.37	NA	\$18.94	NA	\$18.14	\$25.52	\$26.94	\$44.06	NA	
	NRC - Incremental Charge - Manual Service Order - Add'l	SOMAN	\$12.97	NA	\$8.42	NA	\$8.06	\$11.34	\$12.76	\$13.55	NA	
	NRC - Incremental Charge - Manual Service Order - Disconnect	SOMAN	\$17.77	NA	NA	NA	\$11.41	\$16.06	NA	NA	NA	
	NRC - Incremental Charge - Order Coordination - Time Specific (per LSR)	OCOSL	\$45.99	\$36.18	\$34.22	\$36.18	\$32.77	\$45.27	\$45.34	\$45.43	\$55.00	
	4-Wire HDSL Compatible Loop, without Man Svc Inquiry & Fac Res											
	Statewide, per month	UHL4W	NA	NA	NA	NA	NA	NA	\$13.97	NA	\$17.91	
	Zone 1, per month	UHL4W	\$11.52	\$14.75	\$10.39	\$7.68	\$12.97	\$10.36	TBD	\$16.21	\$15.46	
	Zone 2, per month	UHL4W	\$18.71	\$21.59	\$12.00	\$14.38	\$21.76	\$13.73	TBD	\$24.45	\$19.46	
	Zone 3, per month	UHL4W	\$33.90	\$47.64	\$19.07	\$24.82	\$44.44	\$19.62	TBD	\$32.38	\$27.88	
	Zone 4, per month	UHL4W	NA	NA	NA	NA	NA	\$25.90	NA	NA	NA	
	NRC - 1st	UHL4W	\$402.13	\$333.40	\$239.86	\$276.76	\$329.76	\$392.21	\$392.35	\$486.11	\$527.70	
	NRC - Add'l	UHL4W	\$352.50	\$250.01	\$205.28	\$192.02	\$245.15	\$343.63	\$343.62	\$393.78	\$429.86	
	NRC - Disconnect Charge - 1st	UHL4W	\$106.65	\$114.30	NA	\$122.17	\$124.19	\$105.86	NA	NA	NA	
	NRC - Disconnect Charge - Add'l	UHL4W	\$56.98	\$19.58	NA	\$20.64	\$20.98	\$57.25	NA	NA	NA	
	NRC - Service Order submitted Electronically, per LSR	SOMEK	\$3.50	\$2.75	\$3.50	\$3.50	\$3.50	\$3.50	\$3.50	\$3.50	\$3.50	
	NRC - Service Order submitted Electronically, per LSR - Disconnect	SOMEK	NA	\$0.42	NA	NA	NA	NA	NA	NA	TBD	
	NRC - Service Order submitted Manually, per LSR	SOMAN	NA	\$21.56	NA	\$29.24	NA	NA	NA	NA	\$19.99	
	NRC - Service Order submitted Manually, per LSR, Disconnect	SOMAN	NA	\$3.84	NA	\$3.94	NA	NA	NA	NA	TBD	
	NRC - Incremental Charge - Manual Service Order - 1st	SOMAN	\$27.37	NA	\$18.94	NA	\$18.14	\$25.52	\$26.94	\$44.06	NA	
	NRC - Incremental Charge - Manual Service Order - Add'l	SOMAN	\$12.97	NA	\$8.42	NA	\$8.06	\$11.34	\$12.76	\$13.55	NA	
	NRC - Incremental Charge - Manual Service Order - Disconnect	SOMAN	\$17.77	NA	NA	NA	\$11.41	\$16.06	NA	NA	NA	
	NRC - Incremental Charge - Order Coordination - Time Specific (per LSR)	OCOSL	\$45.99	\$36.18	\$34.22	\$36.18	\$32.77	\$45.27	\$45.34	\$45.43	\$55.00	

BELLSOUTH/Xpedius RATES
NETWORK ELEMENTS
AND OTHER SERVICES

4-Wire DS1 Digital Loop											
	RC - Statewide, per month	USLXX	NA	NA	NA	NA	NA	NA	\$62.78	NA	NA
	RC - Zone 1, per month (Note 2)	USLXX	\$51.74	\$64.69	\$55.53	\$50.26	\$56.32	\$50.99	TBD	\$59.61	\$57.73
	RC - Zone 2, per month (Note 2)	USLXX	\$84.05	\$94.71	\$64.13	\$94.06	\$96.73	\$67.58	TBD	\$89.90	\$75.40
	RC - Zone 3, per month (Note 2)	USLXX	\$152.29	\$208.93	\$101.93	\$162.34	\$197.57	\$96.58	TBD	\$119.06	\$98.59
	RC - Zone 4, per month (Note 2)	USLXX	NA	NA	NA	NA	NA	\$127.47	NA	NA	NA
	NRC - 1st	USLXX	\$610.13	\$540.00	\$429.98	\$849.80	\$410.38	\$599.09	\$714.84	\$715.77	\$313.08
	NRC - Add'l	USLXX	\$380.26	\$465.00	\$268.18	\$523.27	\$255.48	\$373.90	\$421.47	\$421.50	\$219.72
	NRC - Disconnect Charge - 1st	USLXX	\$134.77	\$82.85	NA	NA	\$92.35	\$133.53	NA	NA	\$96.86
	NRC - Disconnect Charge - Add'l	USLXX	\$55.97	\$21.69	NA	NA	\$38.44	\$56.25	NA	NA	\$40.45
	NRC - Service Order submitted Electronically, per LSR	SOME	\$3.50	\$2.75	\$3.50	\$3.50	\$3.50	\$3.50	\$3.50	\$3.50	\$3.50
	NRC - Service Order submitted Electronically, per LSR - Disconnect	SOME	NA	\$0.42	NA	NA	NA	NA	NA	NA	TBD
	NRC - Service Order submitted Manually, per LSR	SOMAN	NA	\$21.56	NA	\$29.24	NA	NA	NA	NA	\$19.99
	NRC - Service Order submitted Manually, per LSR, Disconnect	SOMAN	NA	\$3.84	NA	\$3.94	NA	NA	NA	NA	TBD
	NRC - Incremental Charge - Manual Service Order - 1st	SOMAN	\$27.37	NA	\$18.94	NA	\$18.14	\$25.52	\$26.94	\$43.77	NA
	NRC - Incremental Charge - Manual Service Order - Add'l	SOMAN	\$12.97	NA	\$8.42	NA	\$8.06	\$11.34	\$12.76	\$13.55	NA
	NRC - Incremental Charge - Manual Service Order - Disconnect	SOMAN	\$17.77	NA	NA	NA	\$11.41	\$16.06	NA	NA	NA
	NRC - Incremental Charge - Order Coordination - Time Specific (per LSR)	OCOSL	\$49.18	\$36.18	\$34.52	\$36.18	\$33.05	\$48.17	\$45.34	\$48.47	\$55.00
4-Wire 56 Kbps Dig Grade Loop											
	RC - Statewide, per month	UDL56	NA	NA	NA	NA	NA	NA	\$32.67	NA	\$42.23
	RC - Zone 1, per month (Note 2)	UDL56	\$27.33	\$39.08	\$25.75	\$35.92	\$27.50	\$25.61	TBD	\$34.26	\$36.45
	RC - Zone 2, per month (Note 2)	UDL56	\$44.40	\$57.21	\$29.74	\$40.32	\$47.24	\$33.94	TBD	\$51.67	\$45.87
	RC - Zone 3, per month (Note 2)	UDL56	\$80.45	\$126.22	\$47.27	\$37.90	\$96.48	\$48.51	TBD	\$68.43	\$65.75
	RC - Zone 4, per month (Note 2)	UDL56	NA	NA	NA	NA	NA	\$64.02	NA	NA	NA
	NRC - 1st	UDL56	\$498.05	\$654.72	\$348.55	\$258.62	\$333.28	\$489.00	\$489.04	\$602.73	\$643.00
	NRC - Add'l	UDL56	\$343.70	\$428.45	\$241.20	\$176.11	\$230.50	\$337.93	\$337.51	\$393.50	\$421.26
	NRC - Disconnect Charge - 1st	UDL56	\$129.62	\$122.15	NA	\$127.74	\$87.99	\$128.36	NA	\$44.06	NA
	NRC - Disconnect Charge - Add'l	UDL56	\$64.25	\$27.42	NA	\$27.90	\$44.24	\$64.35	NA	\$13.55	NA
	NRC - Service Order submitted Electronically, per LSR	SOME	\$3.50	\$2.75	\$3.50	\$3.50	\$3.50	\$3.50	\$3.50	\$3.50	\$3.50
	NRC - Service Order submitted Electronically, per LSR - Disconnect	SOME	NA	\$0.42	NA	NA	NA	NA	NA	NA	TBD
	NRC - Service Order submitted Manually, per LSR	SOMAN	NA	\$21.56	NA	\$29.24	NA	NA	NA	NA	\$19.99
	NRC - Service Order submitted Manually, per LSR, Disconnect	SOMAN	NA	\$3.84	NA	\$3.94	NA	NA	NA	NA	TBD
	NRC - Incremental Charge - Manual Service Order - 1st	SOMAN	\$27.37	NA	\$18.94	NA	\$18.14	\$25.52	\$26.94	NA	NA
	NRC - Incremental Charge - Manual Service Order - Add'l	SOMAN	\$12.97	NA	\$8.42	NA	\$8.06	\$11.34	\$12.76	NA	NA
	NRC - Incremental Charge - Manual Service Order - Disconnect	SOMAN	\$17.77	NA	NA	NA	\$11.41	\$16.06	NA	NA	NA
	NRC - Incremental Charge - Order Coordination - Time Specific (per LSR)	OCOSL	\$45.99	\$36.18	\$34.22	\$36.18	\$32.77	\$45.27	\$45.34	\$45.43	\$55.00
4-Wire 64 Kbps Dig Grade Loop											
	RC - Statewide, per month	UDL64	NA	NA	NA	NA	NA	NA	\$32.67	\$41.70	\$42.23
	RC - Zone 1, per month (Note 2)	UDL64	\$27.33	\$39.08	\$25.75	\$35.92	\$27.50	\$25.61	TBD	\$34.26	\$36.45
	RC - Zone 2, per month (Note 2)	UDL64	\$44.40	\$57.21	\$29.74	\$40.32	\$47.24	\$33.94	TBD	\$51.67	\$45.87
	RC - Zone 3, per month (Note 2)	UDL64	\$80.45	\$126.22	\$47.27	\$37.90	\$96.48	\$48.51	TBD	\$68.43	\$65.75
	RC - Zone 4, per month (Note 2)	UDL64	NA	NA	NA	NA	NA	\$64.02	NA	NA	NA
	NRC - 1st	UDL64	\$498.05	\$654.72	\$348.55	\$258.62	\$333.28	\$489.00	\$489.04	\$602.73	\$643.00
	NRC - Add'l	UDL64	\$343.70	\$428.45	\$241.20	\$176.11	\$230.50	\$337.93	\$337.51	\$393.50	\$421.26
	NRC - Disconnect Charge - 1st	UDL64	\$129.62	\$122.15	NA	\$127.74	\$87.99	\$128.36	NA	\$44.06	NA
	NRC - Disconnect Charge - Add'l	UDL64	\$64.25	\$27.42	NA	\$27.90	\$44.24	\$64.35	NA	\$13.55	NA
	NRC - Service Order submitted Electronically, per LSR	SOME	\$3.50	\$2.75	\$3.50	\$3.50	\$3.50	\$3.50	\$3.50	\$3.50	\$3.50

**BELLSOUTH/Xspedius RATES
NETWORK ELEMENTS
AND OTHER SERVICES**

	NRC - Service Order submitted Electronically, per LSR - Disconnect	SOME C	NA	\$0.42	NA	NA	NA	NA	NA	NA	NA	NA
	NRC - Service Order submitted Manually, per LSR	SOMAN	NA	\$21.56	NA	\$29.24	NA	NA	NA	NA	NA	\$19.99
	NRC - Service Order submitted Manually, per LSR, Disconnect	SOMAN	NA	\$3.84	NA	\$3.94	NA	NA	NA	NA	NA	NA
	NRC - Incremental Charge - Manual Service Order - 1st	SOMAN	\$27.37	NA	\$18.94	NA	\$18.14	\$25.52	\$26.94	NA	NA	NA
	NRC - Incremental Charge - Manual Service Order - Add'l	SOMAN	\$12.97	NA	\$8.42	NA	\$8.06	\$11.34	\$12.76	NA	NA	NA
	NRC - Incremental Charge - Manual Service Order - Disconnect	SOMAN	\$17.77	NA	NA	NA	\$11.41	\$16.06	NA	NA	NA	NA
	NRC - Incremental Charge - Order Coordination - Time Specific (per LSR)	OCOSL	\$45.99	\$36.18	\$34.22	\$36.18	\$32.77	\$45.27	\$45.34	\$45.43	\$55.00	NA
	2-Wire Unb Copper Loop/Short(< or = 18kft), incl Man SI & Fac Res*											
	RC - Statewide, per month	UCLPB	\$15.11	NA	\$13.97	NA	NA	NA	NA	NA	\$20.81	NA
	RC - Zone 1, per month (Note 2)	UCLPB	TBD	\$18.60	\$19.80	\$14.94	\$16.34	\$16.85	\$12.27	\$18.90	\$19.85	NA
	RC - Zone 2, per month (Note 2)	UCLPB	TBD	\$27.23	\$22.86	\$15.15	\$17.99	\$22.34	\$20.63	\$28.50	\$24.98	NA
	RC - Zone 3, per month (Note 2)	UCLPB	TBD	\$60.07	\$36.34	\$15.73	\$18.83	\$31.92	\$23.88	\$37.75	\$35.81	NA
	RC - Zone 4, per month (Note 2)	UCLPB	NA	NA	NA	NA	NA	\$42.13	NA	NA	NA	NA
	NRC - 1st	UCLPB	\$514.21	\$389.84	\$395.16	\$391.93	\$386.13	\$504.82	\$450.00	\$600.61	\$270.01	NA
	NRC - Add'l	UCLPB	\$464.58	\$251.26	\$217.39	\$251.98	\$246.38	\$456.24	\$390.00	\$507.33	\$234.63	NA
	NRC - Disconnect Charge - 1st	UCLPB	TBD	\$154.23	\$142.27	\$160.06	\$159.29	\$105.86	NA	NA	\$74.54	NA
	NRC - Disconnect Charge - Add'l	UCLPB	TBD	\$35.23	\$37.86	\$36.20	\$36.02	\$57.25	NA	NA	\$39.14	NA
	NRC - Service Order submitted Electronically, per LSR	SOME C	\$3.50	\$2.75	\$3.50	\$3.50	\$3.50	\$3.50	\$3.50	\$3.50	\$3.50	\$3.50
	NRC - Service Order submitted Electronically, per LSR - Disconnect	SOME C	NA	\$0.42	NA	NA	NA	NA	NA	NA	NA	NA
	NRC - Service Order submitted Manually, per LSR	SOMAN	NA	\$21.56	NA	\$29.24	NA	NA	NA	NA	NA	\$19.99
	NRC - Service Order submitted Manually, per LSR, Disconnect	SOMAN	NA	\$3.84	NA	\$3.94	NA	NA	NA	NA	NA	NA
	NRC - Incremental Charge - Manual Service Order - 1st	SOMAN	\$47.00	NA	\$18.94	NA	\$18.14	\$25.52	\$26.94	\$47.00	NA	NA
	NRC - Incremental Charge - Manual Service Order - Add'l	SOMAN	\$21.00	NA	\$8.42	NA	\$8.06	\$11.34	\$12.76	\$25.52	NA	NA
	NRC - Incremental Charge - Manual Service Order - Disconnect - 1st	SOMAN	\$17.77	NA	\$142.27	NA	\$11.41	\$16.06	NA	\$21.00	NA	NA
	NRC - Incremental Charge - Manual Service Order - Disconnect - Add'l	SOMAN	\$17.77	NA	\$37.86	NA	\$11.41	\$16.06	NA	\$21.00	NA	NA
	NRC - Incremental Charge - Manual Order Coordination - per loop	UCLMC	\$16.00	\$16.31	\$36.46	\$16.31	\$32.77	\$45.27	\$16.00	\$45.43	\$34.29	NA
	2-Wire Unb Copper Loop/Short (< or = 18kft), without Man SI & Fac Res											
	RC - Statewide, per moth	UCLPW	NA	NA	NA	NA	NA	NA	NA	NA	\$20.81	NA
	Zone 1, per month	UCLPW	TBD	\$18.60	\$11.90	\$14.94	\$16.34	\$16.85	\$12.27	\$18.90	\$19.85	NA
	Zone 2, per month	UCLPW	TBD	\$27.23	\$13.74	\$15.15	\$17.99	\$22.34	\$20.63	\$28.50	\$24.98	NA
	Zone 3, per month	UCLPW	TBD	\$60.07	\$21.83	\$15.73	\$18.83	\$31.92	\$23.88	\$37.75	\$35.81	NA
	Zone 4, per month	UCLPW	NA	NA	NA	NA	NA	\$42.13	NA	NA	NA	NA
	NRC - 1st	UCLPW	\$375.21	\$257.00	\$154.13	\$259.09	\$253.48	\$365.82	\$311.00	\$461.61	\$131.01	NA
	NRC - Add'l	UCLPW	\$325.58	\$173.62	\$139.75	\$174.35	\$168.86	\$317.24	\$251.00	\$368.33	\$95.63	NA
	NRC - Disconnect Charge - 1st	UCLPW	TBD	\$108.29	\$140.73	\$112.86	\$112.32	\$105.86	NA	NA	\$74.54	NA
	NRC - Disconnect Charge - Add'l	UCLPW	TBD	\$15.46	\$37.45	\$15.88	\$15.81	\$57.25	NA	NA	\$39.14	NA
	NRC - Service Order submitted Electronically, per LSR	SOME C	\$3.50	\$2.75	\$3.50	\$3.50	\$3.50	\$3.50	\$3.50	\$3.50	\$3.50	\$3.50
	NRC - Service Order submitted Electronically, per LSR - Disconnect	SOME C	NA	\$0.42	NA	NA	NA	NA	NA	NA	NA	NA
	NRC - Service Order submitted Manually, per LSR	SOMAN	NA	\$21.56	NA	\$29.24	NA	NA	NA	NA	NA	\$19.99
	NRC - Service Order submitted Manually, per LSR, Disconnect	SOMAN	NA	\$3.84	NA	\$3.94	NA	NA	NA	NA	NA	NA
	NRC - Incremental Charge - Manual Service Order - 1st	SOMAN	\$47.00	NA	NA	NA	\$18.14	\$25.52	\$26.94	\$47.00	NA	NA
	NRC - Incremental Charge - Manual Service Order - Add'l	SOMAN	\$21.00	NA	NA	NA	\$8.06	\$11.34	\$12.76	\$25.52	NA	NA
	NRC - Incremental Charge - Manual Service Order - Disconnect - 1st	SOMAN	\$17.77	NA	NA	NA	\$11.41	\$16.06	NA	\$21.00	NA	NA
	NRC - Incremental Charge - Manual Service Order - Disconnect - Add'l	SOMAN	\$17.77	NA	NA	NA	\$11.41	\$16.06	NA	\$21.00	NA	NA
	NRC - Incremental Charge - Manual Order Coordination - per loop	UCLMC	\$16.00	\$16.31	\$36.46	\$16.31	\$32.77	\$45.27	\$16.00	\$45.43	\$34.29	NA
	2-Wire Unb Copper Loop/Long (> 18kft), incl Man SI & Fac Res											
	RC - Statewide, per month	UCL2L	\$40.00	NA	\$41.61	NA	NA	NA	NA	NA	NA	NA
	RC - Zone 1, per month (Note 2)	UCL2L	TBD	\$48.79	\$19.80	\$36.19	\$43.92	\$16.85	\$38.66	\$18.90	\$19.85	NA
	RC - Zone 2, per month (Note 2)	UCL2L	TBD	\$58.13	\$22.86	\$49.31	\$59.76	\$22.34	\$64.03	\$28.50	\$24.98	NA
	RC - Zone 3, per month (Note 2)	UCL2L	TBD	\$71.17	\$36.34	\$80.78	\$104.74	\$31.92	\$73.89	\$37.75	\$35.81	NA
	RC - Zone 4, per month (Note 2)	UCL2L	NA	NA	NA	NA	NA	\$42.13	NA	NA	NA	NA
	NRC - 1st	UCL2L	\$514.21	\$331.86	\$395.16	\$333.21	\$332.73	\$504.82	\$450.00	\$600.61	\$270.01	NA

**BELLSOUTH/Xspedius RATES
NETWORK ELEMENTS
AND OTHER SERVICES**

	NRC - Add'l	UCL2L	\$464.58	\$193.27	\$217.39	\$193.26	\$192.99	\$456.24	\$390.00	\$507.33	\$234.63	
	NRC - Disconnect Charge - 1st	UCL2L	NA	\$154.23	\$142.27	\$160.06	\$159.29	\$105.86	NA	NA	\$74.54	
	NRC - Disconnect Charge - Add'l	UCL2L	NA	NA	\$37.86	\$36.20	\$36.02	\$57.25	NA	NA	\$39.14	
	NRC - Service Order submitted Electronically, per LSR	SOME C	\$3.50	\$2.75	\$3.50	\$3.50	\$3.50	\$3.50	\$3.50	\$3.50	\$3.50	
	NRC - Service Order submitted Electronically, per LSR - Disconnect	SOME C	NA	\$0.42	NA	NA	NA	NA	NA	NA	TBD	
	NRC - Service Order submitted Manually, per LSR	SOMAN	NA	\$21.56	NA	\$29.24	NA	NA	NA	NA	\$19.99	
	NRC - Service Order submitted Manually, per LSR, Disconnect	SOMAN	NA	\$3.84	NA	\$3.94	NA	NA	NA	NA	TBD	
	NRC - Incremental Charge - Manual Service Order - 1st	SOMAN	\$47.00	NA	\$18.94	\$47.00	\$18.14	\$25.52	\$26.94	\$47.00	NA	
	NRC - Incremental Charge - Manual Service Order - Add'l	SOMAN	\$21.00	NA	\$8.42	NA	\$8.06	\$11.34	\$12.76	\$25.52	NA	
	NRC - Incremental Charge - Manual Service Order - Disconnect - 1st	SOMAN	\$17.77	NA	\$142.27	NA	\$11.41	\$16.06	NA	\$21.00	NA	
	NRC - Incremental Charge - Manual Service Order - Disconnect - Add'l	SOMAN	\$17.77	NA	\$37.86	NA	\$11.41	\$16.06	NA	\$21.00	NA	
	NRC - Incremental Charge - Manual Order Coordination - per loop	UCLMC	\$16.00	\$16.31	\$36.46	\$16.31	\$32.77	\$45.27	\$16.00	\$45.43	\$34.29	
	2-Wire Unb Copper Loop/Long (> 18kft), without Man SI & Fac Res											
	RC - Statewide, per month	UCL2W	\$40.00	NA	\$37.00	NA	NA	NA	NA	NA	NA	
	Zone 1, per month	UCL2W	TBD	\$48.79	TBD	\$36.19	\$43.92	\$16.85	\$38.66	\$18.90	\$19.85	
	Zone 2, per month	UCL2W	TBD	\$58.13	TBD	\$49.31	\$59.76	\$22.34	\$64.03	\$28.50	\$24.98	
	Zone 3, per month	UCL2W	TBD	\$71.17	TBD	\$80.78	\$104.74	\$31.92	\$73.89	\$37.75	\$35.81	
	Zone 4, per month	UCL2W	NA	NA	NA	NA	NA	\$42.13	NA	NA	NA	
	NRC - 1st	UCL2W	\$375.21	\$199.01	\$154.13	\$200.37	\$200.08	\$365.82	\$311.00	\$461.61	\$131.01	
	NRC - Add'l	UCL2W	\$325.58	\$115.63	\$139.75	\$115.63	\$115.46	\$317.24	\$251.00	\$368.33	\$95.63	
	NRC - Disconnect Charge - 1st	UCL2W	NA	\$108.29	TBD	\$112.86	\$112.32	\$105.86	NA	NA	\$74.54	
	NRC - Disconnect Charge - Add'l	UCL2W	NA	\$15.46	TBD	\$15.88	\$15.81	\$57.25	NA	NA	\$39.14	
	NRC - Service Order submitted Electronically, per LSR	SOME C	\$3.50	\$2.75	\$3.50	\$3.50	\$3.50	\$3.50	\$3.50	\$3.50	\$3.50	
	NRC - Service Order submitted Electronically, per LSR - Disconnect	SOME C	NA	\$0.42	NA	NA	NA	NA	NA	NA	NA	
	NRC - Service Order submitted Manually, per LSR	SOMAN	NA	\$21.56	NA	\$29.24	NA	NA	NA	NA	\$19.99	
	NRC - Service Order submitted Manually, per LSR, Disconnect	SOMAN	NA	\$3.84	NA	\$3.94	NA	NA	NA	NA	NA	
	NRC - Incremental Charge - Manual Service Order - 1st	SOMAN	\$47.00	NA	TBD	NA	\$18.14	\$25.52	\$26.94	\$47.00	NA	
	NRC - Incremental Charge - Manual Service Order - Add'l	SOMAN	\$21.00	NA	TBD	NA	\$8.06	\$11.34	\$12.76	\$25.52	NA	
	NRC - Incremental Charge - Manual Service Order - Disconnect - 1st	SOMAN	\$17.77	NA	TBD	NA	\$11.41	\$16.06	NA	\$21.00	NA	
	NRC - Incremental Charge - Manual Service Order - Disconnect - Add'l	SOMAN	\$17.77	NA	TBD	NA	\$11.41	\$16.06	NA	\$21.00	NA	
	NRC - Incremental Charge - Manual Order Coordination - per loop	UCLMC	\$16.00	\$16.31	\$36.46	\$16.31	\$32.77	\$45.27	\$16.00	\$45.43	\$34.29	
	4-Wire Unb Copper Loop/Short (< or = 18kft), incl Man SI & Fac Res											
	Statewide, per month*	UCL4S	TBD	NA	\$19.34	NA	NA	NA	NA	NA	NA	
	Zone 1, per month	UCL4S	TBD	\$25.56	\$16.65	\$25.26	\$29.14	\$25.00	\$18.49	\$25.00	\$25.00	
	Zone 2, per month	UCL4S	TBD	\$30.53	\$19.22	\$23.00	\$26.62	\$27.50	\$29.75	\$27.50	\$27.50	
	Zone 3, per month	UCL4S	TBD	\$32.24	\$30.55	\$19.08	\$28.75	\$30.00	\$34.14	\$30.00	\$30.00	
	Zone 4, per month	UCL4S	NA	NA	NA	NA	NA	\$35.00	NA	NA	NA	
	NRC - 1st	UCL4S	TBD	\$438.27	\$353.80	\$440.35	\$434.49	\$400.00	\$400.00	\$400.00	\$400.00	
	NRC - Add'l	UCL4S	TBD	\$299.68	\$162.61	\$300.41	\$294.74	\$300.00	\$300.00	\$300.00	\$300.00	
	NRC - Disconnect Charge - 1st	UCL4S	TBD	\$161.19	\$156.25	\$171.58	\$174.43	\$150.00	\$150.00	\$150.00	\$150.00	
	NRC - Disconnect Charge - Add'l	UCL4S	TBD	\$39.76	\$41.96	\$41.90	\$42.60	\$40.00	\$40.00	\$40.00	\$40.00	
	NRC - Service Order submitted Electronically, per LSR	SOME C	\$3.50	\$2.75	\$3.50	\$3.50	\$3.50	\$3.50	\$3.50	\$3.50	\$3.50	
	NRC - Service Order submitted Electronically, per LSR - Disconnect	SOME C	NA	\$0.42	NA	NA	NA	NA	NA	NA	NA	
	NRC - Service Order submitted Manually, per LSR	SOMAN	NA	\$21.56	NA	\$29.24	NA	NA	NA	NA	\$19.99	
	NRC - Service Order submitted Manually, per LSR, Disconnect	SOMAN	NA	\$3.84	NA	\$3.94	NA	NA	NA	NA	NA	
	NRC - Incremental Charge - Manual Service Order - 1st	SOMAN	TBD	NA	NA	NA	\$18.14	\$25.52	\$26.94	\$47.00	NA	
	NRC - Incremental Charge - Manual Service Order - Add'l	SOMAN	TBD	NA	NA	NA	\$8.06	\$11.34	\$12.76	\$25.52	NA	
	NRC - Incremental Charge - Manual Service Order - Disconnect	SOMAN	TBD	NA	NA	NA	\$11.41	\$16.06	NA	\$21.00	NA	

BELLSOUTH/Xpedius RATES
NETWORK ELEMENTS
AND OTHER SERVICES

	NRC - Incremental Charge - Manual Service Order - Disconnect - Add'L	SOMAN				NA	\$11.41	\$16.06	NA	\$21.00	NA	
	NRC - Incremental Charge - Manual Order Coordination - per loop	UCLMC	TBD	\$16.31	\$36.46	\$16.31	\$32.77	\$45.27	\$16.00	\$45.43	\$34.29	
	4-Wire Unb Copper Loop/Short (< or = 18kft), without Man SI & Fac Res											
	RC - Statewide, per month	UCL4W	TBD	NA	\$19.34	NA	NA	NA	NA	NA	NA	
	Zone 1, per month	UCL4W	TBD	\$25.56	\$16.65	\$25.26	\$29.14	\$25.00	\$18.49	\$25.00	\$25.00	
	Zone 2, per month	UCL4W	TBD	\$30.53	\$19.22	\$23.00	\$26.62	\$27.50	\$29.75	\$27.50	\$27.50	
	Zone 3, per month	UCL4W	TBD	\$32.24	\$30.55	\$19.08	\$28.75	\$30.00	\$34.14	\$30.00	\$30.00	
	Zone 4, per month	UCL4W	NA	NA	NA	NA	NA	\$35.00	NA	NA	NA	
	NRC - 1st	UCL4W	TBD	\$305.43	\$214.80	\$307.51	\$301.83	\$261.00	\$261.00	\$261.00	\$261.00	
	NRC - Add'l	UCL4W	TBD	\$222.05	\$162.61	\$222.77	\$217.22	\$161.00	\$161.00	\$161.00	\$161.00	
	NRC - Disconnect Charge - 1st	UCL4W	TBD	\$114.30	\$156.25	\$122.17	\$124.19	\$150.00	\$150.00	\$150.00	\$150.00	
	NRC - Disconnect Charge - Add'l	UCL4W	TBD	\$19.58	\$41.96	\$20.64	\$20.98	\$40.00	\$40.00	\$40.00	\$40.00	
	NRC - Service Order submitted Electronically, per LSR	SOMEK		\$3.50	\$2.75	\$3.50	\$3.50	\$3.50	\$3.50	\$3.50	\$3.50	
	NRC - Setvice Order submitted Electronically, per LSR - Disconnect	SOMEK		NA	\$0.42	NA	NA	NA	NA	NA	NA	
	NRC - Service Order submitted Manually, per LSR	SOMAN	NA	\$21.56	NA	\$29.24	NA	NA	NA	NA	\$19.99	
	NRC - Service Order submitted Manually, per LSR, Disconnect	SOMAN	NA	\$3.84	NA	\$3.94	NA	NA	NA	NA	NA	
	NRC - Incremental Charge - Manual Service Order - 1st	SOMAN	TBD	NA	NA	NA	\$18.14	\$25.52	\$26.94	\$47.00	NA	
	NRC - Incremental Charge - Manual Service Order - Add'l	SOMAN	TBD	NA	NA	NA	\$8.06	\$11.34	\$12.76	\$25.52	NA	
	NRC - Incremental Charge - Manual Service Order - Disconnect	SOMAN	TBD	NA	NA	NA	\$11.41	\$16.06	NA	\$21.00	NA	
	NRC - Incremental Charge - Manual Service Order - Disconnect - Add'L	SOMAN		NA	NA	NA	\$11.41	\$16.06	NA	\$21.00	NA	
	NRC - Incremental Charge - Manual Order Coordination - per loop	UCLMC	TBD	\$16.31	\$36.46	\$16.31	\$32.77	\$45.27	\$16.00	\$45.43	\$34.29	
	4-Wire Unb Copper Loop/Long (>18kft), incl Man Svc Inq & Fac Res											
	Statewide, Per month	UCL4L	TBD	NA	\$55.86	NA	NA	NA	NA	NA	NA	
	Zone 1, per month	UCL4L	TBD	\$82.70	\$47.56	\$61.02	\$77.94	\$50.00	\$54.54	\$50.00	\$50.00	
	Zone 2, per month	UCL4L	TBD	\$119.02	\$54.92	\$55.74	\$115.84	\$60.00	\$90.93	\$60.00	\$60.00	
	Zone 3, per month	UCL4L	TBD	\$147.54	\$87.30	\$88.97	\$143.00	\$90.00	\$105.09	\$90.00	\$90.00	
	Zone 4, per month	UCL4L	NA	NA	NA	NA	NA	TBD	NA	NA	NA	
	NRC - 1st	UCL4L	TBD	\$380.29	\$397.06	\$381.63	\$381.09	\$400.00	\$400.00	\$400.00	\$400.00	
	NRC - Add'l	UCL4L	TBD	\$241.70	\$227.88	\$241.69	\$241.35	\$300.00	\$300.00	\$300.00	\$300.00	
	NRC - Disconnect Charge - 1st	UCL4L	TBD	\$161.19	\$156.25	\$171.58	\$174.43	\$150.00	\$150.00	\$150.00	\$150.00	
	NRC - Disconnect Charge - Add'l	UCL4L	TBD	\$39.76	\$41.96	\$41.90	\$42.60	\$40.00	\$40.00	\$40.00	\$40.00	
	NRC - Service Order submitted Electronically, per LSR	SOMEK		\$3.50	\$2.75	\$3.50	\$3.50	\$3.50	\$3.50	\$3.50	\$3.50	
	NRC - Service Order submitted Electronically, per LSR - Disconnect	SOMEK		NA	\$0.42	NA	NA	NA	NA	NA	NA	
	NRC - Service Order submitted Manually, per LSR	SOMAN	NA	\$21.56	NA	\$29.24	NA	NA	NA	NA	\$19.99	
	NRC - Service Order submitted Manually, per LSR, Disconnect	SOMAN	NA	\$3.84	NA	\$3.94	NA	NA	NA	NA	NA	
	NRC - Incremental Charge - Manual Service Order - 1st	SOMAN	TBD	NA	NA	NA	\$18.14	\$25.52	\$26.94	\$47.00	NA	
	NRC - Incremental Charge - Manual Service Order - Add'l	SOMAN	TBD	NA	NA	NA	\$8.06	\$11.34	\$12.76	\$25.52	NA	
	NRC - Incremental Charge - Manual Service Order - Disconnect	SOMAN	TBD	NA	NA	NA	\$11.41	\$16.06	NA	\$21.00	NA	
	NRC - Incremental Charge - Manual Service Order - Disconnect - Add'L	SOMAN		NA	NA	NA	\$11.41	\$16.06	NA	\$21.00	NA	
	NRC - Incremental Charge - Manual Order Coordination - per loop	UCLMC	TBD	\$16.31	\$36.46	\$16.31	\$32.77	\$45.27	\$16.00	\$45.43	\$34.29	
	4-Wire Unb Copper Loop/Long (>18kft), without Man SI & Fac Res											
	Statewide, Per month	UCL4O	TBD	NA	\$55.86	NA	NA	NA	NA	NA	NA	
	Zone 1, per month	UCL4O	TBD	\$82.70	\$47.56	\$61.02	\$77.94	\$50.00	\$54.54	\$50.00	\$50.00	
	Zone 2, per month	UCL4O	TBD	\$119.02	\$54.92	\$55.74	\$115.84	\$60.00	\$90.93	\$60.00	\$60.00	
	Zone 3, per month	UCL4O	TBD	\$147.54	\$87.30	\$88.97	\$143.00	\$90.00	\$105.09	\$90.00	\$90.00	
	Zone 4, per month	UCL4O	NA	NA	NA	NA	NA	TBD	NA	NA	NA	
	NRC - 1st	UCL4O	TBD	\$247.44	\$397.06	\$248.79	\$248.44	\$261.00	\$261.00	\$261.00	\$261.00	
	NRC - Add'l	UCL4O	TBD	\$164.06	\$227.88	\$164.05	\$163.82	\$161.00	\$161.00	\$161.00	\$161.00	
	NRC - Disconnect Charge - 1st	UCL4O	TBD	\$114.30	\$156.25	\$122.17	\$124.19	\$150.00	\$150.00	\$150.00	\$150.00	
	NRC - Disconnect Charge - Add'l	UCL4O	TBD	\$19.58	\$41.96	\$20.64	\$20.98	\$40.00	\$40.00	\$40.00	\$40.00	

BELLSOUTH/Xspedius RATES
NETWORK ELEMENTS
AND OTHER SERVICES

	NRC - Service Order submitted Electronically, per LSR	SOME C	\$3.50	\$2.75	\$3.50	\$3.50	\$3.50	\$3.50	\$3.50	\$3.50	\$4.50	
	NRC - Service Order submitted Electronically, per LSR - Disconnect	SOME C	NA	\$0.42	NA	NA	NA	NA	NA	NA	NA	
	NRC - Service Order submitted Manually, per LSR	SOMAN	NA	\$21.56	NA	\$29.24	NA	NA	NA	NA	\$19.99	
	NRC - Service Order submitted Manually, per LSR, Disconnect	SOMAN	NA	\$3.84	NA	\$3.94	NA	NA	NA	NA	NA	
	NRC - Incremental Charge - Manual Service Order - 1st	SOMAN	TBD	NA	NA	NA	\$18.14	\$25.52	\$26.94	\$47.00	NA	
	NRC - Incremental Charge - Manual Service Order - Add'l	SOMAN	TBD	NA	NA	NA	\$8.06	\$11.34	\$12.76	\$25.52	NA	
	NRC - Incremental Charge - Manual Service Order - Disconnect	SOMAN	TBD	NA	NA	NA	\$11.41	\$16.06	NA	\$21.00	NA	
	NRC - Incremental Charge - Manual Service Order - Disconnect - Add'l	SOMAN		NA	NA	NA	\$11.41	\$16.06	NA	\$21.00	NA	
	NRC - Incremental Charge - Manual Order Coordination - per loop	UCLMC	TBD	\$16.31	\$36.46	\$16.31	\$32.77	\$45.27	\$16.00	\$45.43	\$34.29	
	DS3 Local Loop											
	DS3 Unbundled Local Loop - per mile	1L5ND	\$10.85	\$11.77	\$8.90	\$43.69	\$11.26	\$54.39	\$32.53	\$15.53	\$30.53	
	DS3 Unbundled Local Loop- per Facility Termination	UE3PX	\$419.65	\$404.58	\$390.34	\$436.95	\$439.59	\$427.81	\$387.01	\$421.60	\$400.21	
	NRC - Facility Termination - 1st	UE3PX	\$640.54	\$903.37	\$639.50	\$1,091.00	\$594.70	\$975.22	\$964.04	\$735.42	\$726.16	
	NRC - Facility Termination - Add'l	UE3PX	\$426.82	\$528.05	\$426.40	\$661.23	\$396.54	\$549.17	\$542.73	\$519.31	\$411.64	
	NRC - Facility Termination - Disconnect - 1st	UE3PX	\$121.72	\$221.46	\$122.31	NA	\$102.16	\$134.07	NA	NA	\$103.36	
	NRC - Facility Termination - Disconnect - Add'l	UE3PX	\$118.54	\$154.90	\$119.14	NA	\$99.46	\$130.59	NA	NA	\$100.59	
	NRC - Manual Svc Order, per LSR	SOMAN	NA	\$21.56	NA	\$19.99	NA	NA	NA	NA	\$19.99	
	NRC - Manual Svc Order, per LSR disconnect	SOMAN	NA	\$3.84	NA	NA	NA	NA	NA	NA	NA	
	NRC - Electronic Svc Order, per LSR	SOME C	\$3.50	\$2.75	\$3.50	\$3.50	\$3.50	\$3.50	\$3.50	\$3.50	\$3.50	
	NRC - Electronic Svc Order, per LSR disconnect	SOME C	NA	\$0.42	NA	NA	NA	NA	NA	NA	NA	
	NRC - Incremental Charge--Manual Svc Order - 1st	SOMAN	\$38.48	NA	\$37.55	\$50.25	\$34.92	\$68.62	\$29.76	\$54.26	NA	
	NRC - Incremental Charge--Manual Svc Order - Add'l	SOMAN	\$38.48	NA	\$37.55	\$50.25	\$34.92	\$68.62	\$29.76	\$54.26	NA	
	NRC - Incremental Cost - Manual Svc. Order vs. Elect-Disconnect-1st	SOMAN	\$19.03	NA	\$18.03	\$20.94	\$20.94	\$28.59	NA	NA	NA	
	NRC - Incremental Cost - Manual Svc. Order vs. Elect-Disconnect-Add'l	SOMAN	\$19.03	NA	\$18.03	\$20.94	\$20.94	\$28.59	NA	NA	NA	
	STS-1 Local Loop											
	STS-1 Unbundled Local Loop - per mile	1L5ND	\$10.85	\$11.77	\$8.90	\$43.69	\$38.98	\$54.39	\$32.53	\$15.53	\$30.53	
	STS-1 Unbundled Local Loop- per Facility Termination	UDLS1	\$419.65	\$446.09	\$421.59	\$436.95	\$497.08	\$427.81	\$387.01	\$431.32	\$400.21	
	NRC - STS-1 - Facility Termination - 1st	UDLS1	\$640.54	\$903.37	\$639.50	\$1,091	\$709.14	\$975.22	\$964.04	\$735.42	\$726.16	
	NRC - STS-1 - Facility Termination - Add'l	UDLS1	\$426.82	\$528.05	\$426.40	\$661.23	\$402.63	\$549.17	\$542.73	\$519.31	\$411.64	
	NRC - STS-1 - Facility Termination - Disconnect - 1st	UDLS1	\$121.72	\$221.46	\$122.31	NA	\$102.16	\$134.07	NA	NA	\$103.36	
	NRC - STS-1 - Facility Termination - Disconnect - Add'l	UDLS1	\$118.54	\$154.90	\$119.14	NA	\$99.46	\$130.59	NA	NA	\$100.59	
	NRC - Manual Svc Order, per LSR	SOMAN	NA	\$21.56	NA	\$19.99	NA	NA	NA	NA	\$19.99	
	NRC - Manual Svc Order, per LSR disconnect	SOMAN	NA	\$3.84	NA	NA	NA	NA	NA	NA	NA	
	NRC - Electronic Svc Order, per LSR	SOME C	\$3.50	\$2.75	\$3.50	\$3.50	\$3.50	\$3.50	\$3.50	\$3.50	\$3.50	
	NRC - Electronic Svc Order, per LSR disconnect	SOME C	NA	\$0.42	NA	NA	NA	NA	NA	NA	NA	
	NRC - STS-1 - Incremental Charge--Manual Svc Order - 1st	SOMAN	\$38.48	NA	\$37.55	\$93.12	\$50.25	\$68.62	\$29.76	\$54.26	NA	
	NRC - STS-1 - Incremental Charge--Manual Svc Order - Add'l	SOMAN	\$38.48	NA	\$37.55	\$93.12	\$50.25	\$68.62	\$29.76	\$54.26	NA	
	NRC - STS-1 - Incremental Cost - Manual Svc. Order vs. Elect-Disconnect-1st	SOMAN	\$19.03	NA	\$18.03	NA	\$20.94	\$28.59	NA	NA	NA	
	NRC - STS-1 - Incremental Cost - Manual Svc. Order vs. Elect-Disconnect-Add'l	SOMAN	\$19.03	NA	\$18.03	NA	\$20.94	\$28.59	NA	NA	NA	
	OC3- Local Loop											
	Local Loop - OC3 - per Mile	1L5ND	\$8.23	\$8.93	\$6.75	\$33.15	\$29.58	\$41.27	\$24.69	\$11.78	\$23.16	
	Local Loop - OC3 - per Facility Termination		\$691.33	\$648.60	\$630.21	\$713.29	\$753.65	\$689.68	\$611.36	\$701.71	\$620.20	
	NRC - OC3 - Facility Termination - 1st		\$949.63	\$966.45	\$947.69	\$1,543	\$1,025	\$1,427	\$1,411	\$1,044	\$1,050	
	NRC - OC3 - Facility Termination - Add'l		\$413.38	\$408.85	\$413.00	\$661.23	\$402.63	\$549.17	\$542.73	\$505.88	\$411.64	
	NRC - OC3 - Facility Termination - Disconnect - 1st		\$121.72	\$11.56	\$122.31	NA	\$102.16	\$134.07	\$131.65	NA	\$103.36	
	NRC - OC3 - Facility Termination - Disconnect - Add'l		\$118.54	\$108.34	\$119.14	NA	\$99.46	\$130.59	\$128.19	NA	\$100.59	
	NRC - Manual Svc Order, per LSR	SOMAN	NA	\$21.56	NA	\$19.99	NA	NA	NA	NA	\$19.99	
	NRC - Manual Svc Order, per LSR disconnect	SOMAN	NA	\$3.84	NA	NA	NA	NA	NA	NA	NA	
	NRC - Electronic Svc Order, per LSR	SOME C	\$3.50	\$2.75	\$3.50	\$3.50	\$3.50	\$3.50	\$3.50	\$3.50	\$3.50	
	NRC - Electronic Svc Order, per LSR disconnect	SOME C	NA	\$0.42	NA	NA	NA	NA	NA	NA	NA	
	NRC - OC3 - Incremental Charge--Manual Svc Order - 1st	SOMAN	\$38.48	NA	\$37.55	\$93.12	\$50.25	\$68.62	\$69.34	\$54.26	NA	
	NRC - OC3 - Incremental Charge--Manual Svc Order - Add'l	SOMAN	\$38.48	NA	\$37.55	\$93.12	\$50.25	\$68.62	\$69.34	\$54.26	NA	
	NRC - OC3 -Incremental Cost - Manual Svc. Order vs. Elect-Disconnect-1st	SOMAN	\$19.03	NA	\$18.03	NA	\$20.94	\$28.59	\$29.76	NA	NA	

BELLSOUTH/Xspedius RATES
NETWORK ELEMENTS
AND OTHER SERVICES

	NRC - OC3 -Incremental Cost - Manual Svc. Order vs. Elect-Disconnect-Add'l	SOMAN	\$19.03	NA	\$18.03	NA	\$20.94	\$28.59	\$29.76	NA	NA	
	OC -12 Local Loop											
	Local Loop - OC12 - per Mile	1L5ND	\$10.13	\$10.99	\$8.31	\$40.80	\$36.40	\$50.79	\$30.38	\$14.50	\$28.51	
	Local Loop - OC12 - per Facility Termination		\$2,557	\$2,053.06	\$2,109.00	\$2,457	\$2,571	\$2,371	\$2,122	\$2,663	\$2,079	
	NRC - OC12 - Facility Termination - 1st		\$1,165	\$1,183.46	\$1,162.00	\$1,858	\$1,245	\$1,742	\$1,722	\$1,259	\$1,276	
	NRC - OC12 - Facility Termination - Add'l		\$413.38	\$408.85	\$413.00	\$661.23	\$402.63	\$549.17	\$542.73	\$505.88	\$411.64	
	NRC - OC12 - Facility Termination - Disconnect - 1st		\$121.72	\$111.56	\$122.31	NA	\$102.16	\$134.07	\$131.65	NA	\$103.36	
	NRC - OC12 - Facility Termination - Disconnect - Add'l		\$118.54	\$108.34	\$119.14	NA	\$99.46	\$130.59	\$128.19	NA	\$100.59	
	NRC - Manual Svc Order, per LSR	SOMAN	NA	\$21.56	NA	\$19.99	NA	NA	NA	NA	\$19.99	
	NRC - Manual Svc Order, per LSR disconnect	SOMAN	NA	\$3.84	NA	NA	NA	NA	NA	NA	NA	
	NRC - Electronic Svc Order, per LSR	SOMECEC	\$3.50	\$2.75	\$3.50	\$3.50	\$3.50	\$3.50	\$3.50	\$3.50	\$3.50	
	NRC - Electronic Svc Order, per LSR disconnect	SOMECEC	NA	\$0.42	NA	NA	NA	NA	NA	NA	NA	
	NRC -OC12 - Incremental Charge - Manual Svc Order - 1st	SOMAN	\$38.48	NA	\$37.55	\$93.12	\$50.25	\$68.62	\$68.62	\$54.26	NA	
	NRC - OC12 - Incremental Charge - Manual Svc Order - Add'l	SOMAN	\$38.48	NA	\$37.55	\$93.12	\$50.25	\$68.62	\$68.62	\$54.26	NA	
	NRC - OC12 - Incremental Cost-Manual Svc. Order vs. Elect-Disconnect-1st	SOMAN	\$19.03	NA	\$18.03	NA	\$20.94	\$28.59	\$28.59	NA	NA	
	NRC - OC12 - Incremental Cost-Manual Svc. Order vs. Elect-Disconnect-Add'l	SOMAN	\$19.03	NA	\$18.03	NA	\$20.94	\$28.59	\$28.59	NA	NA	
	OC - 48 Local Loop											
	Local Loop - OC48 - per Mile	1L5ND	\$33.22	\$36.04	\$27.25	\$133.84	\$119.40	\$166.59	\$120.02	\$47.57	\$93.50	
	Local Loop - OC48 - per Facility Termination		\$1,713	\$1,685.97	\$1,598.00	\$2,129	\$2,268	\$1,753	\$1,677	\$1,733	\$1,832	
	Local Loop - OC12 interface on OC48 Facility		\$736.71	\$587.71	\$594.80	\$725.77	\$723.29	\$667.00	\$582.66	\$773.40	\$570.54	
	NRC - OC48 - Facility Termination - 1st		\$1,165	\$1,183.46	\$1,162.00	\$1,858	\$1,245	\$1,742	\$1,722	\$1,259	\$1,276	
	NRC - OC48 - Facility Termination - Add'l		\$413.38	\$408.85	\$413.00	\$661.23	\$402.63	\$549.17	\$542.73	\$505.88	\$411.64	
	NRC - OC48 - Interface OC12 on OC48 - 1st		\$121.72	\$543.72	\$539.36	\$844.21	\$532.13	\$729.04	\$720.81	\$635.04	\$544.55	
	NRC - OC48 - Interface OC12 on OC48 - Add'l		\$118.54	\$312.05	\$317.38	\$516.89	\$304.90	\$404.94	\$400.38	\$410.02	\$311.39	
	NRC - OC48 - Facility Termination - Disconnect - 1st		\$121.72	\$111.56	\$122.31	NA	\$102.16	\$134.07	\$131.65	NA	\$103.36	
	NRC - OC48 - Facility Termination - Disconnect - Add'l		\$118.54	\$108.34	\$119.14	NA	\$99.46	\$130.59	\$128.19	NA	\$100.59	
	NRC - OC48 - Interface OC12 on OC48 - Disconnect - 1st		\$121.72	\$111.56	\$122.31	NA	\$102.16	\$134.07	\$131.65	NA	\$103.36	
	NRC - OC48 - Interface OC12 on OC48 - Disconnect - Add'l		\$118.54	\$108.34	\$119.14	NA	\$99.46	\$130.59	\$128.19	NA	\$100.59	
	NRC - Manual Svc Order, per LSR	SOMAN	NA	\$21.56	NA	\$19.99	NA	NA	NA	NA	\$19.99	
	NRC - Manual Svc Order, per LSR disconnect	SOMAN	NA	\$3.84	NA	NA	NA	NA	NA	NA	NA	
	NRC - Electronic Svc Order, per LSR	SOMECEC	\$3.50	\$2.75	\$3.50	\$3.50	\$3.50	\$3.50	\$3.50	\$3.50	\$3.50	
	NRC - Electronic Svc Order, per LSR disconnect	SOMECEC	NA	\$0.42	NA	NA	NA	NA	NA	NA	NA	
	NRC - OC48 - Facility Termination-Manual Svc Order vs Electronic-Disconnect-1st	SOMAN	\$19.03	NA	\$18.03	\$93.12	\$20.94	\$28.59	NA	NA	NA	
	NRC - OC48 - Facility Termination-Manual Svc Order vs Electronic-Disconnect-Add'l	SOMAN	\$19.03	NA	\$18.03	\$93.12	\$20.94	\$28.59	NA	NA	NA	
	NRC - OC48 - Interface - Manual Svc Order vs Electronic-Disconnect-1st	SOMAN	\$19.03	NA	\$18.03	NA	\$20.94	\$28.59	NA	NA	NA	
	NRC - OC48 - Interface - Manual Svc Order vs Electronic-Disconnect-Add'l	SOMAN	\$19.03	NA	\$18.03	NA	\$20.94	\$28.59	NA	NA	NA	
	NRC - OC-48 - Incremental Charge--Manual Svc Order-1st	SOMAN	\$38.48	NA	\$37.55	\$93.12	\$50.25	\$68.62	\$69.34	\$54.26	NA	
	NRC - OC-48 - Incremental Charge--Manual Svc Order-Add'l	SOMAN	\$38.48	NA	\$37.55	\$93.12	\$50.25	\$68.62	\$69.34	\$54.26	NA	
	NRC - OC48 - Interface OC12 on OC48 - Incremental Charge--Manual Svc Order	SOMAN	\$38.48	NA	\$37.55	NA	\$50.25	\$68.62	\$69.34	NA	NA	
	NRC - OC48 - Interface OC12 on OC48 - Incremental Charge--Manual Svc Order	SOMAN	\$38.48	NA	\$37.55	NA	\$50.25	\$68.62	\$69.34	NA	NA	
	Unbundled Loop Modification/Conditioning											
	NRC - Load Coil/Equipment Removal per 2 Wire pair - Loops less than or equal to 18kft **	ULM2L	\$65.23	\$65.40	\$69.28	\$65.40	\$65.30	\$80.55	\$65.49	\$65.20	\$65.40	
	NRC - Load Coil/Equipment Removal per 2 Wire pair - Loops greater than 18kft - 1st **	ULM2G	\$716.70	\$710.71	\$757.04	\$710.73	\$709.71	\$880.00	\$719.55	\$716.32	\$710.71	
	NRC - Load Coil/Equipment Removal per 2 Wire pair - Loops greater than 18kft - Add'l **	ULM2G	\$23.55	\$23.77	\$23.49	\$23.77	\$23.74	\$27.30	\$23.65	\$23.54	\$23.77	
	NRC - Load Coil/Equipment Removal per 4 Wire pair - Loops less than or equal to 18kft **	ULM4L	\$65.23	\$65.40	\$69.28	\$65.40	\$65.30	\$80.55	\$65.49	\$65.20	\$65.40	
	NRC - Load Coil/Equipment Removal per 4 Wire pair - Loops greater than 18kft - 1st **	ULM4G	\$716.70	\$710.71	\$757.04	\$710.73	\$709.71	\$880.00	\$719.55	\$716.32	\$710.71	
	NRC - Load Coil/Equipment Removal per 4 Wire pair - Loops greater than 18kft - Add'l **	ULM4G	\$23.55	\$23.77	\$23.49	\$23.77	\$23.74	\$27.30	\$23.65	\$23.54	\$23.77	
	NRC - Bridge Tap Removal per pair unloaded **	ULMBT	\$65.28	\$65.44	\$79.99	\$65.44	\$65.35	\$121.14	\$65.64	\$65.24	\$65.44	

BELLSOUTH/Xspedius RATES
NETWORK ELEMENTS
AND OTHER SERVICES

UNBUNDLED SUB-LOOPS												
SUB-LOOP DISTRIBUTION												
Cross-Box Set-Up												
		NRC - Set-Up per Cross Box location in the field - CLEC Feeder Facility set-up	USBSA	\$517.43	\$711.78	\$421.08	\$627.16	\$639.68	TBD	\$498.09	\$510.15	TBD
		NRC - Set-Up per Cross Box location in the field - per 25 pair panel set-up	USBSB	\$44.87	\$45.28	\$67.10	\$45.28	\$45.22	TBD	\$45.04	\$44.84	TBD
		NRC - Set-Up per Building Equipment Room - CLEC Feeder Facility set-up	USBSC	\$311.77	\$333.44	\$394.74	\$407.02	\$289.90	TBD	\$313.01	\$311.60	\$314.09
		NRC - Set-Up per Building Equipment Room - per 25 pair panel set-up	USBSD	\$107.63	\$109.85	\$154.57	\$111.55	\$104.26	TBD	\$108.06	\$108.17	\$119.07
		Loop Distribution per 2-Wire Analog VG Sub-Loop, per month	USBN2	\$9.05	NA	\$9.12	NA	NA	TBD	NA	\$8.34	TBD
		Zone 1, per month	USBN2	TBD	\$9.36	TBD	\$9.03	\$10.33	TBD	\$7.99	NA	TBD
		Zone 2, per month	USBN2	TBD	\$12.49	TBD	\$12.25	\$14.43	TBD	\$12.63	NA	TBD
		Zone 3, per month	USBN2	TBD	\$16.13	TBD	\$16.71	\$21.11	TBD	\$14.43	NA	TBD
		Zone 4, per month	USBN2	NA	NA	NA	NA	NA	TBD	NA	NA	NA
		NRC - 1st	USBN2	\$125.53	\$139.20	\$207.01	\$139.19	\$138.99	TBD	\$126.03	\$195.98	TBD
		NRC - Add'l	USBN2	\$54.32	\$61.94	\$171.32	\$61.93	\$61.84	TBD	\$54.54	\$63.70	TBD
		NRC - Disconnect Charge - 1st	USBN2	\$92.45	\$98.49	TBD	\$101.18	\$100.70	TBD	\$71.13	NA	TBD
		NRC - Disconnect Charge - Add'l	USBN2	\$13.21	\$13.08	TBD	\$13.44	\$13.37	TBD	\$10.16	NA	TBD
		NRC - Service Order submitted Electronically, per LSR	SOMEK	\$3.50	\$2.75	\$3.50	\$3.50	\$3.50	TBD	\$3.50	\$3.50	TBD
		NRC - Service Order submitted Electronically, per LSR - Disconnect	SOMEK	NA	\$0.42	NA	NA	NA	TBD	NA	NA	TBD
		NRC - Service Order submitted Manually, per LSR	SOMAN	NA	\$21.56	NA	\$29.24	NA	TBD	NA	NA	TBD
		NRC - Service Order submitted Manually, per LSR, Disconnect	SOMAN	NA	\$3.84	NA	\$3.94	NA	TBD	NA	NA	TBD
		NRC - Incremental Charge - Manual Service Order - 1st	SOMAN	TBD	NA	\$18.94	NA	\$18.14	TBD	\$26.94	NA	TBD
		NRC - Incremental Charge - Manual Service Order - Add'l	SOMAN	TBD	NA	\$8.42	NA	\$8.06	TBD	\$12.76	NA	TBD
		NRC - Incremental Charge - Manual Service Order - Disconnect	SOMAN	TBD	NA	TBD	NA	\$11.41	TBD	\$15.12	NA	TBD
		NRC - Incremental Charge - Manual Order Coordination - per loop	USBMC	\$51.29	\$16.31	\$34.22	\$16.31	\$16.29	TBD	\$45.34	\$45.43	TBD
		Loop Distribution per 4-Wire Analog VG Sub-Loop, per month	USBN4	\$10.56	NA	\$8.32	NA	NA	TBD	NA	\$10.22	NA
		Zone 1, per month	USBN4	TBD	\$10.12	TBD	\$10.18	\$15.67	TBD	\$9.23	NA	TBD
		Zone 2, per month	USBN4	TBD	\$18.29	TBD	\$9.44	\$20.35	TBD	\$14.63	NA	TBD
		Zone 3, per month	USBN4	TBD	\$26.09	TBD	\$13.38	\$24.93	TBD	\$16.73	NA	TBD
		Zone 4, per month	USBN4	NA	NA	NA	NA	NA	TBD	NA	NA	TBD
		NRC - 1st	USBN4	\$155.90	\$165.68	\$219.35	\$165.67	\$165.43	TBD	\$156.52	\$232.76	TBD
		NRC - Add'l	USBN4	\$79.35	\$88.42	\$72.99	\$88.41	\$88.29	TBD	\$79.66	\$91.92	TBD
		NRC - Disconnect Charge - 1st	USBN4	\$107.24	\$104.31	\$123.72	\$109.94	\$111.76	TBD	\$78.56	NA	TBD
		NRC - Disconnect Charge - Add'l	USBN4	\$18.46	\$17.15	\$28.77	\$18.08	\$18.38	TBD	\$13.53	NA	TBD
		NRC - Service Order submitted Electronically, per LSR	SOMEK	\$3.50	\$2.75	\$3.50	\$3.50	\$3.50	TBD	\$3.50	\$3.50	TBD
		NRC - Service Order submitted Electronically, per LSR - Disconnect	SOMEK	NA	\$0.42	NA	NA	NA	TBD	NA	NA	TBD
		NRC - Service Order submitted Manually, per LSR	SOMAN	NA	\$21.56	NA	\$29.24	NA	TBD	NA	NA	TBD
		NRC - Service Order submitted Manually, per LSR, Disconnect	SOMAN	NA	\$3.84	NA	\$3.94	NA	TBD	NA	NA	TBD
		NRC - Incremental Charge - Manual Service Order - 1st	SOMAN	TBD	NA	NA	NA	\$18.14	TBD	NA	NA	TBD
		NRC - Incremental Charge - Manual Service Order - Add'l	SOMAN	TBD	NA	NA	NA	\$8.06	TBD	NA	NA	TBD
		NRC - Incremental Charge - Manual Service Order - Disconnect	SOMAN	TBD	NA	NA	NA	\$11.41	TBD	NA	TBD	TBD
		NRC - Incremental Charge - Manual Order Coordination - per loop	USBMC	\$51.29	\$16.31	\$34.22	\$16.31	\$16.29	TBD	\$45.34	\$45.43	TBD
		Loop Distribution per 2 Wire Unbundled Copper Sub-Loop, per month	UCS2X	\$6.55	NA	TBD	NA	NA	TBD	NA	\$6.82	NA
		Zone 1, per month	UCS2X	TBD	\$7.91	TBD	\$8.01	\$8.72	TBD	\$7.33	NA	TBD
		Zone 2, per month	UCS2X	TBD	\$10.37	TBD	\$9.18	\$11.43	TBD	\$10.95	NA	TBD
		Zone 3, per month	UCS2X	TBD	\$12.76	TBD	\$11.02	\$14.08	TBD	\$12.36	NA	TBD
		Zone 4, per month	UCS2X	NA	NA	NA	NA	NA	TBD	NA	NA	TBD
		NRC - 1st	UCS2X	\$136.55	\$139.20	TBD	\$139.19	\$138.99	TBD	\$137.10	\$212.46	TBD
		NRC - Add'l	UCS2X	\$60.00	\$61.94	TBD	\$61.93	\$61.84	TBD	\$60.24	\$70.03	TBD
		NRC - Disconnect Charge - 1st	UCS2X	\$99.54	\$98.49	TBD	\$101.18	\$100.70	TBD	\$76.58	NA	TBD
		NRC - Disconnect Charge - Add'l	UCS2X	\$14.05	\$13.08	TBD	\$13.44	\$13.37	TBD	\$10.81	NA	TBD
		NRC - Service Order submitted Electronically, per LSR	SOMEK	\$3.50	\$2.75	\$3.50	\$3.50	\$3.50	TBD	\$3.50	\$3.50	TBD
		NRC - Service Order submitted Electronically, per LSR - Disconnect	SOMEK	NA	\$0.42	NA	NA	NA	TBD	NA	NA	TBD
		NRC - Service Order submitted Manually, per LSR	SOMAN	NA	\$21.56	NA	\$29.24	NA	TBD	NA	NA	TBD

BELLSOUTH/Xspedius RATES
NETWORK ELEMENTS
AND OTHER SERVICES

	NRC - Service Order submitted Manually, per LSR, Disconnect	SOMAN	NA	\$3.84	NA	\$3.94	NA	TBD	NA	NA	TBD
	NRC - Incremental Charge - Manual Service Order - 1st	SOMAN	TBD	NA	TBD	NA	\$18.14	TBD	NA	NA	TBD
	NRC - Incremental Charge - Manual Service Order - Add'l	SOMAN	TBD	NA	TBD	NA	\$8.06	TBD	NA	NA	TBD
	NRC - Incremental Charge - Manual Service Order - Disconnect	SOMAN	TBD	NA	TBD	NA	\$11.41	TBD	NA	NA	TBD
	NRC - Incremental Charge - Manual Order Coordination - per loop	USBMC	\$51.29	\$16.31	TBD	\$16.31	\$16.29	TBD	\$45.34	\$45.43	TBD
	Loop Distribution per 4 Wire Unbundled Copper Sub-Loop, per month	UCS4X	\$8.06	NA	TBD	NA	NA	TBD	NA	\$8.86	NA
	Zone 1, per month	UCS4X	TBD	\$7.11	TBD	\$10.65	\$10.48	TBD	\$7.14	NA	TBD
	Zone 2, per month	UCS4X	TBD	\$11.26	TBD	\$9.71	\$13.52	TBD	\$11.09	NA	TBD
	Zone 3, per month	UCS4X	TBD	\$16.92	TBD	\$8.45	\$17.66	TBD	\$12.63	NA	TBD
	Zone 4, per month	UCS4X	NA	NA	NA	NA	NA	TBD	NA	NA	TBD
	NRC - 1st	UCS4X	\$161.59	\$165.68	TBD	\$165.67	\$165.43	TBD	\$162.24	\$238.46	TBD
	NRC - Add'l	UCS4X	\$85.04	\$88.42	TBD	\$88.41	\$88.29	TBD	\$85.38	\$97.61	TBD
	NRC - Disconnect Charge - 1st	UCS4X	\$107.24	\$104.31	TBD	\$109.94	\$111.76	TBD	\$78.56	NA	TBD
	NRC - Disconnect Charge - Add'l	UCS4X	\$18.46	\$17.15	TBD	\$18.08	\$18.38	TBD	\$13.53	NA	TBD
	NRC - Service Order submitted Electronically, per LSR	SOMECE	\$3.50	\$2.75	\$3.50	\$3.50	\$3.50	TBD	\$3.50	\$3.50	TBD
	NRC - Service Order submitted Electronically, per LSR - Disconnect	SOMECE	NA	\$0.42	NA	NA	NA	TBD	NA	NA	TBD
	NRC - Service Order submitted Manually, per LSR	SOMAN	NA	\$21.56	NA	\$29.24	NA	TBD	NA	NA	TBD
	NRC - Service Order submitted Manually, per LSR, Disconnect	SOMAN	NA	\$3.84	NA	\$3.94	NA	TBD	NA	NA	TBD
	NRC - Incremental Charge - Manual Service Order - 1st	SOMAN	TBD	NA	TBD	NA	\$18.14	TBD	NA	NA	TBD
	NRC - Incremental Charge - Manual Service Order - Add'l	SOMAN	TBD	NA	TBD	NA	\$8.06	TBD	NA	NA	TBD
	NRC - Incremental Charge - Manual Service Order - Disconnect	SOMAN	TBD	NA	TBD	NA	\$11.41	TBD	NA	NA	TBD
	NRC - Incremental Charge - Manual Order Coordination - per loop	USBMC	\$51.29	\$16.31	TBD	\$16.31	\$16.29	TBD	\$45.34	\$45.43	TBD
	Sub-Loop-Intrabldg Ntwk Cable (aka riser cable), 2W analog, per mo	USBR2	\$1.33	\$3.87	\$1.61	\$3.23	\$1.59	TBD	\$3.50	\$1.60	\$1.47
	NRC - 1st	USBR2	\$113.60	\$113.62	\$137.03	\$113.61	\$106.11	TBD	\$114.05	\$189.52	\$150.35
	NRC - Add'l	USBR2	\$50.44	\$36.36	\$41.59	\$36.35	\$35.12	TBD	\$37.20	\$47.09	\$45.63
	NRC - Disconnect Charge - 1st	USBR2	\$99.54	\$98.49	\$115.85	\$101.18	\$93.19	TBD	\$76.58	NA	\$128.85
	NRC - Disconnect Charge - Add'l	USBR2	\$14.05	\$13.08	\$19.17	\$13.44	\$13.92	TBD	\$10.81	NA	\$21.32
	NRC - Service Order submitted Electronically, per LSR	SOMECE	\$3.50	\$2.75	\$3.50	\$3.50	\$3.50	TBD	\$3.50	\$3.50	\$3.50
	NRC - Service Order submitted Electronically, per LSR - Disconnect	SOMECE	NA	\$0.42	NA	NA	NA	TBD	NA	NA	TBD
	NRC - Service Order submitted Manually, per LSR	SOMAN	NA	\$21.56	NA	\$29.24	NA	TBD	NA	NA	\$19.99
	NRC - Service Order submitted Manually, per LSR, Disconnect	SOMAN	NA	\$3.84	NA	\$3.94	NA	TBD	NA	NA	TBD
	NRC - Incremental Charge - Manual Service Order - 1st	SOMAN	TBD	NA	NA	NA	\$18.14	TBD	NA	NA	NA
	NRC - Incremental Charge - Manual Service Order - Add'l	SOMAN	TBD	NA	NA	NA	\$8.06	TBD	NA	NA	NA
	NRC - Incremental Charge - Manual Service Order - Disconnect	SOMAN	TBD	NA	NA	NA	\$11.41	TBD	NA	NA	NA
	NRC - Incremental Charge - Manual Order Coordination - per loop	USBMC	\$51.29	\$16.31	\$34.22	\$16.31	\$16.29	TBD	\$45.34	\$45.43	\$55.00
	Sub-Loop-Intrabldg Ntwk Cable (aka riser cable), 4W analog, per mo	USBR4	\$2.17	\$7.20	\$2.96	\$6.29	\$2.83	TBD	\$3.75	\$2.78	\$2.55
	NRC - 1st	USBR4	\$127.17	\$126.10	\$176.46	\$126.10	\$118.69	TBD	\$127.67	\$204.20	\$193.62
	NRC - Add'l	USBR4	\$50.62	\$48.84	\$55.11	\$48.84	\$47.70	TBD	\$50.82	\$60.40	\$60.47
	NRC - Disconnect Charge - 1st	USBR4	\$107.45	\$104.31	\$122.17	\$109.94	\$101.65	TBD	\$78.71	NA	\$135.88
	NRC - Disconnect Charge - Add'l	USBR4	\$14.59	\$17.15	\$19.57	\$18.08	\$14.61	TBD	\$10.69	NA	\$21.76
	NRC - Service Order submitted Electronically, per LSR	SOMECE	\$3.50	\$2.75	\$3.50	\$3.50	\$3.50	TBD	\$3.50	\$3.50	\$3.50
	NRC - Service Order submitted Electronically, per LSR - Disconnect	SOMECE	NA	\$0.42	NA	NA	NA	TBD	NA	NA	TBD
	NRC - Service Order submitted Manually, per LSR	SOMAN	NA	\$21.56	NA	\$29.24	NA	TBD	NA	NA	\$19.99
	NRC - Service Order submitted Manually, per LSR, Disconnect	SOMAN	NA	\$3.84	NA	\$3.94	NA	TBD	NA	NA	TBD
	NRC - Incremental Charge - Manual Service Order - 1st	SOMAN	TBD	NA	NA	NA	\$18.14	TBD	NA	NA	NA
	NRC - Incremental Charge - Manual Service Order - Add'l	SOMAN	TBD	NA	NA	NA	\$8.06	TBD	NA	NA	NA
	NRC - Incremental Charge - Manual Service Order - Disconnect	SOMAN	TBD	NA	NA	NA	\$11.41	TBD	NA	NA	NA
	NRC - Incremental Charge - Manual Order Coordination - per loop	USBMC	\$51.29	\$16.31	\$34.22	\$16.31	\$16.29	TBD	\$45.34	\$45.43	\$55.00
	SUB-LOOP FEEDER										
	Cross-Box Set-Up										
	NRC - DS0 Set-Up per Cross Box location - CLEC Distribution Facility set-up	USBFW	517.43	711.78	\$421.08	627.16	\$639.68	TBD	498.09	510.15	TBD
	NRC - DS0 Set-Up per Cross Box location - per 25 pair panel set-up	USBFX	44.87	45.28	\$67.10	45.28	\$45.22	TBD	45.04	44.84	TBD

BELLSOUTH/Xspedius RATES
NETWORK ELEMENTS
AND OTHER SERVICES

	NRC - DS1 Set-Up per Cross Box location - CLEC Distribution Facility set-up	USBFY	517.43	711.78	\$421.08	627.16	\$639.68	TBD	498.09	510.15	TBD
	NRC - DS1 Set-Up per Cross Box location - per pair panel set-up	USBFZ	44.87	45.28	\$67.10	45.28	\$45.22	TBD	45.04	44.84	TBD
	2-Wire Analog VG Ground-Start Unbundled Sub-Loop Feeder, per month	USBFA	\$13.68	NA	\$8.58	NA	NA	TBD	NA	\$10.06	NA
	Zone 1, per month	USBFA	TBD	\$10.75	TBD	\$10.36	\$11.01	TBD	\$8.92	NA	TBD
	Zone 2, per month	USBFA	TBD	\$11.57	TBD	\$13.62	\$13.36	TBD	\$14.10	NA	TBD
	Zone 3, per month	USBFA	TBD	\$13.51	TBD	\$19.69	\$21.56	TBD	\$16.11	NA	TBD
	Zone 4, per month	USBFA	NA	NA	NA	NA	NA	NA	NA	NA	TBD
	NRC - 1st	USBFA	\$198.42	\$193.62	\$206.44	\$192.57	\$192.30	TBD	\$122.52	\$199.27	TBD
	NRC - Add'l	USBFA	\$116.66	\$113.00	\$170.05	\$111.96	\$111.80	TBD	\$46.61	\$60.33	TBD
	NRC - Disconnect Charge - 1st	USBFA	\$119.95	\$116.59	TBD	\$119.14	\$118.57	TBD	\$77.90	NA	TBD
	NRC - Disconnect Charge - Add'l	USBFA	\$27.04	\$26.70	TBD	\$26.79	\$26.66	TBD	\$14.68	NA	TBD
	NRC - Service Order submitted Electronically, per LSR	SOMEK	\$3.50	\$2.75	\$3.50	\$3.50	\$3.50	TBD	\$3.50	\$3.50	TBD
	NRC - Service Order submitted Electronically, per LSR - Disconnect	SOMEK	NA	\$0.42	NA	NA	NA	TBD	NA	NA	TBD
	NRC - Service Order submitted Manually, per LSR	SOMAN	NA	\$21.56	NA	\$29.24	NA	TBD	NA	NA	TBD
	NRC - Service Order submitted Manually, per LSR, Disconnect	SOMAN	NA	\$3.84	NA	\$3.94	NA	TBD	NA	NA	TBD
	NRC - Incremental Charge - Manual Service Order - 1st	SOMAN	TBD	NA	\$18.94	NA	\$18.14	TBD	\$26.94	NA	TBD
	NRC - Incremental Charge - Manual Service Order - Add'l	SOMAN	TBD	NA	\$8.42	NA	\$8.06	TBD	\$12.76	NA	TBD
	NRC - Incremental Charge - Manual Service Order - Disconnect	SOMAN	TBD	NA	TBD	NA	\$11.41	TBD	\$15.12	NA	TBD
	2-Wire Analog VG Loop-Start Unbundled Sub-Loop Feeder, per month	USBFB	\$13.68	NA	\$8.58	NA	NA	TBD	NA	\$10.06	NA
	Zone 1, per month	USBFB	TBD	\$10.75	TBD	\$10.36	\$11.01	TBD	\$8.92	NA	TBD
	Zone 2, per month	USBFB	TBD	\$11.57	TBD	\$13.62	\$13.36	TBD	\$14.10	NA	TBD
	Zone 3, per month	USBFB	TBD	\$13.51	TBD	\$19.69	\$21.56	TBD	\$16.11	NA	TBD
	Zone 4, per month	USBFB	NA	NA	NA	NA	NA	TBD	NA	NA	TBD
	NRC - 1st	USBFB	\$198.42	\$193.62	\$206.44	\$192.57	\$192.30	TBD	\$122.52	\$199.27	TBD
	NRC - Add'l	USBFB	\$116.66	\$113.00	\$170.05	\$111.96	\$111.80	TBD	\$46.61	\$60.33	TBD
	NRC - Disconnect Charge - 1st	USBFB	\$119.95	\$116.59	TBD	\$119.14	\$118.57	TBD	\$77.90	NA	TBD
	NRC - Disconnect Charge - Add'l	USBFB	\$27.04	\$26.70	TBD	\$26.79	\$26.66	TBD	\$14.68	NA	TBD
	NRC - Service Order submitted Electronically, per LSR	SOMEK	\$3.50	\$2.75	\$3.50	\$3.50	\$3.50	TBD	\$3.50	\$3.50	TBD
	NRC - Service Order submitted Electronically, per LSR - Disconnect	SOMEK	NA	\$0.42	NA	NA	NA	TBD	NA	NA	TBD
	NRC - Service Order submitted Manually, per LSR	SOMAN	NA	\$21.56	NA	\$29.24	NA	TBD	NA	NA	TBD
	NRC - Service Order submitted Manually, per LSR, Disconnect	SOMAN	NA	\$3.84	NA	\$3.94	NA	TBD	NA	NA	TBD
	NRC - Incremental Charge - Manual Service Order - 1st	SOMAN	TBD	NA	\$18.94	NA	\$18.14	TBD	\$26.94	NA	TBD
	NRC - Incremental Charge - Manual Service Order - Add'l	SOMAN	TBD	NA	\$8.42	NA	\$8.06	TBD	\$12.76	NA	TBD
	NRC - Incremental Charge - Manual Service Order - Disconnect	SOMAN	TBD	NA	TBD	NA	\$11.41	TBD	\$15.12	NA	TBD
	2-Wire Analog VG Reverse Battery Unb Sub-Loop Feeder, per mo	USBFC	\$13.68	NA	\$8.58	NA	NA	TBD	NA	\$10.06	NA
	Zone 1, per month	USBFC	TBD	\$10.75	TBD	\$10.36	\$11.01	TBD	\$8.92	NA	TBD
	Zone 2, per month	USBFC	TBD	\$11.57	TBD	\$13.62	\$13.36	TBD	\$14.10	NA	TBD
	Zone 3, per month	USBFC	TBD	\$13.51	TBD	\$19.69	\$21.56	TBD	\$16.11	NA	TBD
	Zone 4, per month	USBFC	NA	NA	NA	NA	NA	TBD	NA	NA	NA
	NRC - 1st	USBFC	\$198.42	\$193.62	\$206.44	\$192.57	\$192.30	TBD	\$122.52	\$199.27	TBD
	NRC - Add'l	USBFC	\$116.66	\$113.00	\$170.05	\$111.96	\$111.80	TBD	\$46.61	\$60.33	TBD
	NRC - Disconnect Charge - 1st	USBFC	\$119.95	\$116.59	TBD	\$119.14	\$118.57	TBD	\$77.90	NA	TBD
	NRC - Disconnect Charge - Add'l	USBFC	\$27.04	\$26.70	TBD	\$26.79	\$26.66	TBD	\$14.68	NA	TBD
	NRC - Service Order submitted Electronically, per LSR	SOMEK	\$3.50	\$2.75	\$3.50	\$3.50	\$3.50	TBD	\$3.50	\$3.50	TBD
	NRC - Service Order submitted Electronically, per LSR - Disconnect	SOMEK	NA	\$0.42	NA	NA	NA	TBD	NA	NA	TBD
	NRC - Service Order submitted Manually, per LSR	SOMAN	NA	\$21.56	NA	\$29.24	NA	TBD	NA	NA	TBD
	NRC - Service Order submitted Manually, per LSR, Disconnect	SOMAN	NA	\$3.84	NA	\$3.94	NA	TBD	NA	NA	TBD
	NRC - Incremental Charge - Manual Service Order - 1st	SOMAN	TBD	NA	\$18.94	NA	\$18.14	TBD	\$26.94	NA	TBD
	NRC - Incremental Charge - Manual Service Order - Add'l	SOMAN	TBD	NA	\$8.42	NA	\$8.06	TBD	\$12.76	NA	TBD
	NRC - Incremental Charge - Manual Service Order - Disconnect	SOMAN	TBD	NA	TBD	NA	\$11.41	TBD	\$15.12	NA	TBD

BELLSOUTH/Xspedius RATES
NETWORK ELEMENTS
AND OTHER SERVICES

4-Wire Analog VG Ground-Start Unbundled Sub-Loop Feeder, per month		USBFD	\$24.94	NA	\$19.91	NA	NA	NA	NA	\$10.22	NA
	Zone 1, per month	USBFD	TBD	\$23.35	TBD	\$30.69	\$25.90	TBD	\$21.91	NA	TBD
	Zone 2, per month	USBFD	TBD	\$27.94	TBD	\$36.12	\$27.00	TBD	\$35.92	NA	TBD
	Zone 3, per month	USBFD	TBD	\$40.51	TBD	\$22.90	\$25.61	TBD	\$41.37	NA	TBD
	Zone 4, per month	USBFD	NA	NA	NA	NA	NA	TBD	NA	NA	NA
	NRC - 1st	USBFD	\$224.21	\$222.74	\$243.41	\$221.19	\$220.87	TBD	\$226.36	\$232.76	TBD
	NRC - Add'l	USBFD	\$142.45	\$140.22	\$81.32	\$138.67	\$138.47	TBD	\$144.28	\$91.92	TBD
	NRC - Disconnect Charge - 1st	USBFD	\$131.15	\$127.64	\$134.77	\$133.53	\$135.74	TBD	\$96.50	NA	TBD
	NRC - Disconnect Charge - Add'l	USBFD	\$34.66	\$32.91	\$33.93	\$33.69	\$34.25	TBD	\$25.82	NA	TBD
	NRC - Service Order submitted Electronically, per LSR	SOMECE	\$3.50	\$2.75	\$3.50	\$3.50	\$3.50	TBD	\$3.50	\$3.50	TBD
	NRC - Service Order submitted Electronically, per LSR - Disconnect	SOMECE	NA	\$0.42	NA	NA	NA	TBD	NA	NA	TBD
	NRC - Service Order submitted Manually, per LSR	SOMAN	NA	\$21.56	NA	\$29.24	NA	TBD	NA	NA	TBD
	NRC - Service Order submitted Manually, per LSR, Disconnect	SOMAN	NA	\$3.84	NA	\$3.94	NA	TBD	NA	NA	TBD
	NRC - Incremental Charge - Manual Service Order - 1st	SOMAN	TBD	NA	NA	NA	\$18.14	TBD	NA	NA	TBD
	NRC - Incremental Charge - Manual Service Order - Add'l	SOMAN	TBD	NA	NA	NA	\$8.06	TBD	NA	NA	TBD
	NRC - Incremental Charge - Manual Service Order - Disconnect	SOMAN	TBD	NA	NA	NA	\$11.41	TBD	NA	NA	TBD
4-Wire Analog VG Loop-Start Unbundled Sub-Loop Feeder, per month		USBFE	\$24.94	NA	\$19.91	NA	NA	TBD	NA	\$10.22	NA
	Zone 1, per month	USBFE	TBD	\$23.35	TBD	\$30.69	\$25.90	TBD	\$21.91	NA	TBD
	Zone 2, per month	USBFE	TBD	\$27.94	TBD	\$36.12	\$27.00	TBD	\$35.92	NA	TBD
	Zone 3, per month	USBFE	TBD	\$40.51	TBD	\$22.90	\$25.61	TBD	\$41.37	NA	TBD
	Zone 4, per month	USBFE	NA	NA	NA	NA	NA	TBD	NA	NA	NA
	NRC - 1st	USBFE	\$224.21	\$222.74	\$243.41	\$221.19	\$220.87	TBD	\$226.36	\$232.76	TBD
	NRC - Add'l	USBFE	\$142.45	\$140.22	\$81.32	\$138.67	\$138.47	TBD	\$144.28	\$91.92	TBD
	NRC - Disconnect Charge - 1st	USBFE	\$131.15	\$127.64	\$134.77	\$133.53	\$135.74	TBD	\$96.50	NA	TBD
	NRC - Disconnect Charge - Add'l	USBFE	\$34.66	\$32.91	\$33.93	\$33.69	\$34.25	TBD	\$25.82	NA	TBD
	NRC - Service Order submitted Electronically, per LSR	SOMECE	\$3.50	\$2.75	\$3.50	\$3.50	\$3.50	TBD	\$3.50	\$3.50	TBD
	NRC - Service Order submitted Electronically, per LSR - Disconnect	SOMECE	NA	\$0.42	NA	NA	NA	TBD	NA	NA	TBD
	NRC - Service Order submitted Manually, per LSR	SOMAN	NA	\$21.56	NA	\$29.24	NA	TBD	NA	NA	TBD
	NRC - Service Order submitted Manually, per LSR, Disconnect	SOMAN	NA	\$3.84	NA	\$3.94	NA	TBD	NA	NA	TBD
	NRC - Incremental Charge - Manual Service Order - 1st	SOMAN	TBD	NA	NA	NA	\$18.14	TBD	NA	NA	TBD
	NRC - Incremental Charge - Manual Service Order - Add'l	SOMAN	TBD	NA	NA	NA	\$8.06	TBD	NA	NA	TBD
	NRC - Incremental Charge - Manual Service Order - Disconnect	SOMAN	TBD	NA	NA	NA	\$11.41	TBD	NA	NA	TBD
2-Wire ISDN Unbundled Sub-Loop Feeder, per month		USBFF	\$23.66	NA	\$17.73	NA	NA	NA	NA	\$24.33	NA
	Zone 1, per month	USBFF	TBD	\$22.39	TBD	\$17.75	\$19.34	TBD	\$19.63	NA	TBD
	Zone 2, per month	USBFF	TBD	\$25.85	TBD	\$23.67	\$24.09	TBD	\$31.61	NA	TBD
	Zone 3, per month	USBFF	TBD	\$26.12	TBD	\$29.90	\$32.27	TBD	36.27	NA	TBD
	Zone 4, per month	USBFF	NA	NA	NA	NA	NA	TBD	NA	NA	NA
	NRC - 1st	USBFF	\$200.26	\$222.74	\$208.50	\$218.90	\$218.59	TBD	\$202.01	\$293.73	TBD
	NRC - Add'l	USBFF	\$104.51	\$140.22	\$62.31	\$136.39	\$136.19	TBD	\$105.88	\$126.38	TBD
	NRC - Disconnect Charge - 1st	USBFF	\$119.95	\$127.64	\$119.68	\$121.40	\$120.82	TBD	\$92.57	NA	TBD
	NRC - Disconnect Charge - Add'l	USBFF	\$27.04	\$32.91	\$29.58	\$26.04	\$25.91	TBD	\$21.09	NA	TBD
	NRC - Service Order submitted Electronically, per LSR	SOMECE	\$3.50	\$2.75	\$3.50	\$3.50	\$3.50	TBD	\$3.50	\$3.50	TBD
	NRC - Service Order submitted Electronically, per LSR - Disconnect	SOMECE	NA	\$0.42	NA	NA	NA	TBD	NA	NA	TBD
	NRC - Service Order submitted Manually, per LSR	SOMAN	NA	\$21.56	NA	\$29.24	NA	TBD	NA	NA	TBD
	NRC - Service Order submitted Manually, per LSR, Disconnect	SOMAN	NA	\$3.84	NA	\$3.94	NA	TBD	NA	NA	TBD
	NRC - Incremental Charge - Manual Service Order - 1st	SOMAN	TBD	NA	NA	NA	\$18.14	TBD	NA	NA	TBD
	NRC - Incremental Charge - Manual Service Order - Add'l	SOMAN	TBD	NA	NA	NA	\$8.06	TBD	NA	NA	TBD
	NRC - Incremental Charge - Manual Service Order - Disconnect	SOMAN	TBD	NA	NA	NA	\$11.41	TBD	NA	NA	TBD
4-Wire DSI Unbundled Sub-Loop Feeder, per month		USBFG	\$49.54	NA	TBD	NA	NA	NA	NA	NA	NA
	Zone 1, per month	USBFG	TBD	\$56.00	TBD	\$74.60	\$64.67	TBD	\$39.69	TBD	TBD
	Zone 2, per month	USBFG	TBD	\$80.13	TBD	\$104.09	\$92.67	TBD	\$67.36	TBD	TBD
	Zone 3, per month	USBFG	TBD	\$156.12	TBD	\$151.77	\$309.79	TBD	\$78.12	TBD	TBD

**BELLSOUTH/Xpedius RATES
NETWORK ELEMENTS
AND OTHER SERVICES**

	Zone 4, per month	USBFG	NA	NA	NA	NA	NA	TBD	NA	NA	NA	
	NRC - 1st	USBFG	\$272.55	\$211.55	TBD	\$209.62	\$209.47	TBD	\$393.01	TBD	TBD	
	NRC - Add'l	USBFG	\$133.92	\$129.04	TBD	\$127.11	\$127.07	TBD	\$153.37	TBD	TBD	
	NRC - Disconnect Charge - 1st	USBFG	\$155.15	\$127.78	TBD	\$133.43	\$135.74	TBD	NA	TBD	TBD	
	NRC - Disconnect Charge - Add'l	USBFG	\$24.59	\$33.06	TBD	\$33.59	\$34.25	TBD	NA	TBD	TBD	
	NRC - Service Order submitted Electronically, per LSR	SOMEK	\$3.50	\$2.75	\$3.50	\$3.50	\$3.50	TBD	\$3.50	\$3.50	TBD	
	NRC - Service Order submitted Electronically, per LSR - Disconnect	SOMEK	NA	\$0.42	NA	NA	NA	TBD	NA	NA	TBD	
	NRC - Service Order submitted Manually, per LSR	SOMAN	NA	\$21.56	NA	\$29.24	NA	TBD	NA	NA	TBD	
	NRC - Service Order submitted Manually, per LSR, Disconnect	SOMAN	NA	\$3.84	NA	\$3.94	NA	TBD	NA	NA	TBD	
	NRC - Incremental Charge - Manual Service Order - 1st	SOMAN	TBD	NA	TBD	NA	\$18.14	TBD	\$42.19	TBD	TBD	
	NRC - Incremental Charge - Manual Service Order - Add'l	SOMAN	TBD	NA	TBD	NA	\$8.06	TBD	\$12.76	TBD	TBD	
	NRC - Incremental Charge - Manual Service Order - Disconnect	SOMAN	TBD	NA	TBD	NA	\$11.41	TBD	NA	TBD	TBD	
	2-Wire Copper Unbundled Sub-Loop Feeder, per month	USBFH	\$10.59	NA	NA	NA	NA	NA	NA	\$10.78	NA	
	Zone 1, per month	USBFH	TBD	\$11.01	TBD	\$8.29	\$8.81	TBD	\$10.66	NA	TBD	
	Zone 2, per month	USBFH	TBD	\$9.78	TBD	\$7.30	\$7.72	TBD	\$16.44	NA	TBD	
	Zone 3, per month	USBFH	TBD	\$7.83	TBD	\$6.03	\$5.93	TBD	\$18.69	NA	TBD	
	Zone 4, per month	USBFH	NA	NA	NA	NA	\$174.93	TBD	NA	NA	NA	
	NRC - 1st	USBFH	\$172.20	\$175.18	TBD	\$175.18	\$92.53	TBD	\$172.89	\$259.80	TBD	
	NRC - Add'l	USBFH	\$90.45	\$92.66	TBD	\$92.66	\$116.22	TBD	\$90.81	\$106.45	TBD	
	NRC - Disconnect Charge - 1st	USBFH	\$114.73	\$113.67	TBD	\$116.78	\$21.31	TBD	\$88.27	NA	TBD	
	NRC - Disconnect Charge - Add'l	USBFH	\$21.82	\$20.84	TBD	\$21.41	\$21.13	TBD	\$16.79	NA	TBD	
	NRC - Service Order submitted Electronically, per LSR	SOMEK	\$3.50	\$2.75	\$3.50	\$3.50	\$3.50	TBD	\$3.50	\$3.50	TBD	
	NRC - Service Order submitted Electronically, per LSR - Disconnect	SOMEK	NA	\$0.42	NA	NA	NA	TBD	NA	NA	TBD	
	NRC - Service Order submitted Manually, per LSR	SOMAN	NA	\$21.56	NA	\$29.24	NA	TBD	NA	NA	TBD	
	NRC - Service Order submitted Manually, per LSR, Disconnect	SOMAN	NA	\$3.84	NA	\$3.94	NA	TBD	NA	NA	TBD	
	NRC - Incremental Charge - Manual Service Order - 1st	SOMAN	TBD	NA	TBD	NA	\$18.14	TBD	NA	NA	TBD	
	NRC - Incremental Charge - Manual Service Order - Add'l	SOMAN	TBD	NA	TBD	NA	\$8.06	TBD	NA	NA	TBD	
	NRC - Incremental Charge - Manual Service Order - Disconnect	SOMAN	TBD	NA	TBD	NA	\$11.41	TBD	NA	NA	TBD	
	NRC - Incremental Charge - Manual Order Coordination - per loop	USBMC	\$51.29	\$16.31	TBD	\$16.31	\$16.29	TBD	\$45.34	\$45.53	TBD	
	4-Wire Copper Unbundled Sub-Loop Feeder, per month	USBFJ	\$15.01	NA	NA	NA	NA	NA	NA	\$15.63	NA	
	Zone 1, per month	USBFJ	TBD	\$20.59	TBD	\$16.55	\$20.58	TBD	\$14.68	NA	TBD	
	Zone 2, per month	USBFJ	TBD	\$21.48	TBD	\$15.35	\$14.96	TBD	\$23.74	NA	TBD	
	Zone 3, per month	USBFJ	TBD	\$17.70	TBD	\$12.52	\$13.15	TBD	\$27.26	NA	TBD	
	Zone 4, per month	USBFJ	NA	NA	NA	NA	NA	TBD	NA	NA	NA	
	NRC - 1st	USBFJ	\$206.32	\$209.61	TBD	\$209.61	\$209.31	TBD	\$207.14	\$294.59	TBD	
	NRC - Add'l	USBFJ	\$134.23	\$127.09	TBD	\$127.09	\$126.91	TBD	\$134.77	\$152.62	TBD	
	NRC - Disconnect Charge - 1st	USBFJ	\$123.01	\$119.80	TBD	\$126.27	\$128.36	TBD	\$90.12	NA	TBD	
	NRC - Disconnect Charge - Add'l	USBFJ	\$26.53	\$25.07	TBD	\$26.43	\$26.87	TBD	\$19.44	NA	TBD	
	NRC - Service Order submitted Electronically, per LSR	SOMEK	\$3.50	\$2.75	\$3.50	\$3.50	\$3.50	TBD	\$3.50	\$3.50	TBD	
	NRC - Service Order submitted Electronically, per LSR - Disconnect	SOMEK	NA	\$0.42	NA	NA	NA	TBD	NA	NA	TBD	
	NRC - Service Order submitted Manually, per LSR	SOMAN	NA	\$21.56	NA	\$29.24	NA	TBD	NA	NA	TBD	
	NRC - Service Order submitted Manually, per LSR, Disconnect	SOMAN	NA	\$3.84	NA	\$3.94	NA	TBD	NA	NA	TBD	
	NRC - Incremental Charge - Manual Service Order - 1st	SOMAN	TBD	NA	TBD	NA	\$18.14	TBD	NA	NA	TBD	
	NRC - Incremental Charge - Manual Service Order - Add'l	SOMAN	TBD	NA	TBD	NA	\$8.06	TBD	NA	NA	TBD	
	NRC - Incremental Charge - Manual Service Order - Disconnect	SOMAN	TBD	NA	TBD	NA	\$11.41	TBD	NA	NA	TBD	
	NRC - Incremental Charge - Manual Order Coordination - per loop	USBMC	\$51.29	\$16.31	TBD	\$16.31	\$16.29	TBD	\$45.34	\$45.43	TBD	
	4-Wire 2.4 KBPS Digital Unbundled Sub-Loop Feeder, per month	USBFK	\$30.97	NA	NA	NA	NA	NA	NA	\$32.47	NA	
	Zone 1, per month	USBFK	TBD	\$24.89	TBD	\$27.38	\$27.16	TBD	\$26.71	NA	TBD	
	Zone 2, per month	USBFK	TBD	\$28.83	TBD	\$33.41	\$24.93	TBD	\$44.07	NA	TBD	
	Zone 3, per month	USBFK	TBD	\$29.16	TBD	\$24.47	\$25.05	TBD	\$50.83	NA	TBD	
	Zone 4, per month	USBFK	NA	NA	NA	NA	NA	TBD	NA	NA	NA	
	NRC - 1st	USBFK	\$212.90	\$211.32	TBD	\$209.77	\$209.47	TBD	\$215.00	\$309.57	TBD	

**BELLSOUTH/Xspedius RATES
NETWORK ELEMENTS
AND OTHER SERVICES**

	NRC - Add'l	USBFK	\$131.14	\$128.81	TBD	\$127.26	\$127.07	TBD	\$132.92	\$157.93	TBD
	NRC - Disconnect Charge - 1st	USBFK	\$131.15	\$127.64	TBD	\$133.53	\$135.74	TBD	\$96.50	NA	TBD
	NRC - Disconnect Charge - Add'l	USBFK	\$34.66	\$32.91	TBD	\$33.69	\$34.25	TBD	\$25.82	NA	TBD
	NRC - Service Order submitted Electronically, per LSR	SOMEK	\$3.50	\$2.75	\$3.50	\$3.50	\$3.50	TBD	\$3.50	\$3.50	TBD
	NRC - Service Order submitted Electronically, per LSR - Disconnect	SOMEK	NA	\$0.42	NA	NA	NA	TBD	NA	NA	TBD
	NRC - Service Order submitted Manually, per LSR	SOMAN	NA	\$21.56	NA	\$29.24	NA	TBD	NA	NA	TBD
	NRC - Service Order submitted Manually, per LSR, Disconnect	SOMAN	NA	\$3.84	NA	\$3.94	NA	TBD	NA	NA	TBD
	NRC - Incremental Charge - Manual Service Order - 1st	SOMAN	TBD	NA	TBD	NA	\$18.14	TBD	NA	NA	TBD
	NRC - Incremental Charge - Manual Service Order - Add'l	SOMAN	TBD	NA	TBD	NA	\$8.06	TBD	NA	NA	TBD
	NRC - Incremental Charge - Manual Service Order - Disconnect	SOMAN	TBD	NA	TBD	NA	\$11.41	TBD	NA	NA	TBD
	4-Wire 4.8 KBPS Digital Unbundled Sub-Loop Feeder, per month	USBFL	\$30.97	NA	NA	NA	NA	NA	NA	\$32.47	NA
	Zone 1, per month	USBFL	TBD	\$24.89	TBD	\$27.38	\$27.16	TBD	\$26.71	NA	TBD
	Zone 2, per month	USBFL	TBD	\$28.83	TBD	\$33.41	\$24.93	TBD	\$44.07	NA	TBD
	Zone 3, per month	USBFL	TBD	\$29.16	TBD	\$24.47	\$25.05	TBD	\$50.83	NA	TBD
	Zone 4, per month	USBFL	NA	NA	NA	NA	NA	TBD	NA	NA	NA
	NRC - 1st	USBFL	\$212.90	\$211.32	TBD	\$209.77	\$209.47	TBD	\$215.00	\$309.57	TBD
	NRC - Add'l	USBFL	\$131.14	\$128.81	TBD	\$127.26	\$127.07	TBD	\$132.92	\$157.93	TBD
	NRC - Disconnect Charge - 1st	USBFL	\$131.15	\$127.64	TBD	\$133.53	\$135.74	TBD	\$96.50	NA	TBD
	NRC - Disconnect Charge - Add'l	USBFL	\$34.66	\$32.91	TBD	\$33.69	\$34.25	TBD	\$25.82	NA	TBD
	NRC - Service Order submitted Electronically, per LSR	SOMEK	\$3.50	\$2.75	\$3.50	\$3.50	\$3.50	TBD	\$3.50	\$3.50	TBD
	NRC - Service Order submitted Electronically, per LSR - Disconnect	SOMEK	NA	\$0.42	NA	NA	NA	TBD	NA	NA	TBD
	NRC - Service Order submitted Manually, per LSR	SOMAN	NA	\$21.56	NA	\$29.24	NA	TBD	NA	NA	TBD
	NRC - Service Order submitted Manually, per LSR, Disconnect	SOMAN	NA	\$3.84	NA	\$3.94	NA	TBD	NA	NA	TBD
	NRC - Incremental Charge - Manual Service Order - 1st	SOMAN	TBD	NA	TBD	NA	\$18.14	TBD	NA	NA	TBD
	NRC - Incremental Charge - Manual Service Order - Add'l	SOMAN	TBD	NA	TBD	NA	\$8.06	TBD	NA	NA	TBD
	NRC - Incremental Charge - Manual Service Order - Disconnect	SOMAN	TBD	NA	TBD	NA	\$11.41	TBD	NA	NA	TBD
	4-Wire 9.6 KBPS Digital Unbundled Sub-Loop Feeder, per month	USBFM	\$30.97	NA	NA	NA	NA	NA	NA	\$32.47	NA
	Zone 1, per month	USBFM	TBD	\$24.89	TBD	\$27.38	\$27.16	TBD	\$26.71	NA	TBD
	Zone 2, per month	USBFM	TBD	\$28.83	TBD	\$33.41	\$24.93	TBD	\$44.07	NA	TBD
	Zone 3, per month	USBFM	TBD	\$29.16	TBD	\$24.47	\$25.05	TBD	\$50.83	NA	TBD
	Zone 4, per month	USBFM	NA	NA	NA	NA	NA	TBD	NA	NA	NA
	NRC - 1st	USBFM	\$212.90	\$211.32	TBD	\$209.77	\$209.47	TBD	\$215.00	\$309.57	TBD
	NRC - Add'l	USBFM	\$131.14	\$128.81	TBD	\$127.26	\$127.07	TBD	\$132.92	\$157.93	TBD
	NRC - Disconnect Charge - 1st	USBFM	\$131.15	\$127.64	TBD	\$133.53	\$135.74	TBD	\$96.50	NA	TBD
	NRC - Disconnect Charge - Add'l	USBFM	\$34.66	\$32.91	TBD	\$33.69	\$34.25	TBD	\$25.82	NA	TBD
	NRC - Service Order submitted Electronically, per LSR	SOMEK	\$3.50	\$2.75	\$3.50	\$3.50	\$3.50	TBD	\$3.50	\$3.50	TBD
	NRC - Service Order submitted Electronically, per LSR - Disconnect	SOMEK	NA	\$0.42	NA	NA	NA	TBD	NA	NA	TBD
	NRC - Service Order submitted Manually, per LSR	SOMAN	NA	\$21.56	NA	\$29.24	NA	TBD	NA	NA	TBD
	NRC - Service Order submitted Manually, per LSR, Disconnect	SOMAN	NA	\$3.84	NA	\$3.94	NA	TBD	NA	NA	TBD
	NRC - Incremental Charge - Manual Service Order - 1st	SOMAN	TBD	NA	TBD	NA	\$18.14	TBD	NA	NA	TBD
	NRC - Incremental Charge - Manual Service Order - Add'l	SOMAN	TBD	NA	TBD	NA	\$8.06	TBD	NA	NA	TBD
	NRC - Incremental Charge - Manual Service Order - Disconnect	SOMAN	TBD	NA	TBD	NA	\$11.41	TBD	NA	NA	TBD
	4-Wire 19.2 KBPS Digital Unbundled Sub-Loop Feeder, per month	USBFN	\$30.97	NA	NA	NA	NA	NA	NA	\$32.47	NA
	Zone 1, per month	USBFN	TBD	\$24.89	TBD	\$27.38	\$27.16	TBD	\$26.71	NA	TBD
	Zone 2, per month	USBFN	TBD	\$28.83	TBD	\$33.41	\$24.93	TBD	\$44.07	NA	TBD
	Zone 3, per month	USBFN	TBD	\$29.16	TBD	\$24.47	\$25.05	TBD	\$50.83	NA	TBD
	Zone 4, per month	USBFN	NA	NA	NA	NA	NA	TBD	NA	NA	NA
	NRC - 1st	USBFN	\$212.90	\$211.32	TBD	\$209.77	\$209.47	TBD	\$215.00	\$309.57	TBD
	NRC - Add'l	USBFN	\$131.14	\$128.81	TBD	\$127.26	\$127.07	TBD	\$132.92	\$157.93	TBD
	NRC - Disconnect Charge - 1st	USBFN	\$131.15	\$127.64	TBD	\$133.53	\$135.74	TBD	\$96.50	NA	TBD
	NRC - Disconnect Charge - Add'l	USBFN	\$34.66	\$32.91	TBD	\$33.69	\$34.25	TBD	\$25.82	NA	TBD
	NRC - Service Order submitted Electronically, per LSR	SOMEK	\$3.50	\$2.75	NA	\$3.50	\$3.50	TBD	\$3.50	\$3.50	TBD

BELLSOUTH/Xspedius RATES
NETWORK ELEMENTS
AND OTHER SERVICES

	NRC - Service Order submitted Electronically, per LSR - Disconnect	SOMEK	NA	\$0.42	NA	NA	NA	NA	TBD	NA	NA	TBD
	NRC - Service Order submitted Manually, per LSR	SOMAN	NA	\$21.56	NA	\$29.24	NA	NA	TBD	NA	NA	TBD
	NRC - Service Order submitted Manually, per LSR, Disconnect	SOMAN	NA	\$3.84	NA	\$3.94	NA	NA	TBD	NA	NA	TBD
	NRC - Incremental Charge - Manual Service Order - 1st	SOMAN	TBD	NA	TBD	NA	\$18.14	TBD	NA	NA	NA	TBD
	NRC - Incremental Charge - Manual Service Order - Add'l	SOMAN	TBD	NA	TBD	NA	\$8.06	TBD	NA	NA	NA	TBD
	NRC - Incremental Charge - Manual Service Order - Disconnect	SOMAN	TBD	NA	TBD	NA	\$11.41	TBD	NA	NA	NA	TBD
	4-Wire 56 KBPS Digital Unbundled Sub-Loop Feeder, per month	USBFO	\$30.97	NA	NA	NA	NA	NA	NA	NA	\$32.47	NA
	Zone 1, per month	USBFO	TBD	\$24.89	TBD	\$27.38	\$27.16	TBD	\$26.71	NA	NA	TBD
	Zone 2, per month	USBFO	TBD	\$28.83	TBD	\$33.41	\$24.93	TBD	\$44.07	NA	NA	TBD
	Zone 3, per month	USBFO	TBD	\$29.16	TBD	\$24.47	\$25.05	TBD	\$50.83	NA	NA	TBD
	Zone 4, per month	USBFO	NA	NA	NA	NA	NA	TBD	NA	NA	NA	NA
	NRC - 1st	USBFO	\$212.90	\$211.32	TBD	\$209.77	\$209.47	TBD	\$215.00	\$309.57	NA	TBD
	NRC - Add'l	USBFO	\$131.14	\$128.81	TBD	\$127.26	\$127.07	TBD	\$132.92	\$157.93	NA	TBD
	NRC - Disconnect Charge - 1st	USBFO	\$131.15	\$127.64	TBD	\$133.53	\$135.74	TBD	\$96.50	NA	NA	TBD
	NRC - Disconnect Charge - Add'l	USBFO	\$34.66	\$32.91	TBD	\$33.69	\$34.25	TBD	\$25.82	NA	NA	TBD
	NRC - Service Order submitted Electronically, per LSR	SOMEK	\$3.50	\$2.75	NA	\$3.50	\$3.50	TBD	\$3.50	\$3.50	NA	TBD
	NRC - Service Order submitted Electronically, per LSR - Disconnect	SOMEK	NA	\$0.42	NA	NA	NA	TBD	NA	NA	NA	TBD
	NRC - Service Order submitted Manually, per LSR	SOMAN	NA	\$21.56	NA	\$29.24	NA	TBD	NA	NA	NA	TBD
	NRC - Service Order submitted Manually, per LSR, Disconnect	SOMAN	NA	\$3.84	NA	\$3.94	NA	TBD	NA	NA	NA	TBD
	NRC - Incremental Charge - Manual Service Order - 1st	SOMAN	TBD	NA	TBD	NA	\$18.14	TBD	NA	NA	NA	TBD
	NRC - Incremental Charge - Manual Service Order - Add'l	SOMAN	TBD	NA	TBD	NA	\$8.06	TBD	NA	NA	NA	TBD
	NRC - Incremental Charge - Manual Service Order - Disconnect	SOMAN	TBD	NA	TBD	NA	\$11.41	TBD	NA	NA	NA	TBD
	4-Wire 64 KBPS Digital Unbundled Sub-Loop Feeder, per month	USBFP	\$30.97	NA	NA	NA	NA	NA	NA	NA	\$32.47	NA
	Zone 1, per month	USBFP	TBD	\$24.89	TBD	\$27.38	\$27.16	TBD	\$26.71	NA	NA	TBD
	Zone 2, per month	USBFP	TBD	\$28.83	TBD	\$33.41	\$24.93	TBD	\$44.07	NA	NA	TBD
	Zone 3, per month	USBFP	TBD	\$29.16	TBD	\$24.47	\$25.05	TBD	\$50.83	NA	NA	TBD
	Zone 4, per month	USBFP	NA	NA	NA	NA	NA	TBD	NA	NA	NA	NA
	NRC - 1st	USBFP	\$212.90	\$211.32	TBD	\$209.77	\$209.47	TBD	\$215.00	\$309.57	NA	TBD
	NRC - Add'l	USBFP	\$131.14	\$128.81	TBD	\$127.26	\$127.07	TBD	\$132.92	\$157.93	NA	TBD
	NRC - Disconnect Charge - 1st	USBFP	\$131.15	\$127.64	TBD	\$133.53	\$135.74	TBD	\$96.50	NA	NA	TBD
	NRC - Disconnect Charge - Add'l	USBFP	\$34.66	\$32.91	TBD	\$33.69	\$34.25	TBD	\$25.82	NA	NA	TBD
	NRC - Service Order submitted Electronically, per LSR	SOMEK	\$3.50	\$2.75	NA	\$3.50	\$3.50	TBD	\$3.50	\$3.50	NA	TBD
	NRC - Service Order submitted Electronically, per LSR - Disconnect	SOMEK	NA	\$0.42	NA	NA	NA	TBD	NA	NA	NA	TBD
	NRC - Service Order submitted Manually, per LSR	SOMAN	NA	\$21.56	NA	\$29.24	\$29.24	TBD	NA	NA	NA	TBD
	NRC - Service Order submitted Manually, per LSR, Disconnect	SOMAN	NA	\$3.84	NA	\$3.94	\$3.94	TBD	NA	NA	NA	TBD
	NRC - Incremental Charge - Manual Service Order - 1st	SOMAN	TBD	NA	TBD	NA	\$18.14	TBD	NA	NA	NA	TBD
	NRC - Incremental Charge - Manual Service Order - Add'l	SOMAN	TBD	NA	TBD	NA	\$8.06	TBD	NA	NA	NA	TBD
	NRC - Incremental Charge - Manual Service Order - Disconnect	SOMAN	TBD	NA	TBD	NA	\$11.41	TBD	NA	NA	NA	TBD
	Unbundled Sub-Loop Modification											
	NRC - Load Coil/Equipment Removal per 2 Wire pair - 1st	ULM2X	\$358.90	\$357.81	TBD	\$357.82	\$332.79	TBD	\$360.33	\$358.71	NA	TBD
	NRC - Load Coil/Equipment Removal per 2 Wire pair - Add'l	ULM2X	\$8.08	\$8.15	TBD	\$8.15	\$7.49	TBD	\$8.11	\$8.07	NA	TBD
	NRC - Load Coil/Equipment Removal per 4 Wire pair - 1st	ULM4X	\$358.90	\$357.81	TBD	\$357.82	\$332.79	TBD	\$360.33	\$358.71	NA	TBD
	NRC - Load Coil/Equipment Removal per 4 Wire pair - Add'l	ULM4X	\$8.08	\$8.15	TBD	\$8.15	\$7.49	TBD	\$8.11	\$8.07	NA	TBD
	NRC - Bridge Tap Removal per pair unloaded - 1st	ULMBT	\$561.91	\$562.71	TBD	\$562.73	\$521.03	TBD	\$564.15	\$561.62	NA	TBD
	NRC - Bridge Tap Removal per pair unloaded - Add'l	ULMBT	\$10.09	\$10.19	TBD	\$10.19	\$9.36	TBD	\$10.14	\$8.07	NA	TBD
	Loop Make Up											
	NRC - Loop Makeup - Preordering Without Reservation, per working facility queried (Manual) **	UMKLV	\$134.00	\$134.00	\$134.00	\$134.00	\$134.00	\$134.00	\$134.00	\$134.00	\$134.00	\$100.00
	Loop Makeup - Preordering Without Reservation, per spare facility queried (Manual) Maximum number of spare facilities per manual LMUSI is 3. **	UMKLV	\$134.00	\$134.00	\$134.00	\$134.00	\$134.00	\$134.00	\$134.00	\$134.00	\$134.00	\$100.00

BELLSOUTH/Xspedius RATES
NETWORK ELEMENTS
AND OTHER SERVICES

	NRC-Loop Makeup - Preordering With Reservation, per spare facility queried (Manual) Max number of spare facilities per manual LMUSI is 3. **	UMKLP	\$140.00	\$140.00	\$140.00	\$140.00	\$140.00	\$140.00	\$140.00	\$140.00	\$100.00	
	NRC - Loop Makeup - Preordering Without Reservation, per working facility queried (Mechanized) **		\$1.08	\$1.08	\$1.08	\$1.08	\$1.08	\$1.08	\$1.08	\$1.08	\$1.08	\$0.6888
	Loop Makeup - Preordering Without Reservation, per spare facility queried (Mechanized) Max number of spare facilities per mechanized LMUSI is 10.**		\$1.08	\$1.08	\$1.08	\$1.08	\$1.08	\$1.08	\$1.08	\$1.08	\$1.08	\$0.6888
	Loop Makeup - Preordering With Reservation, per spare facility queried (Mechanized) Max number of spare facilities per mechanized LMUSI is 10.**		\$1.08	\$1.08	\$1.08	\$1.08	\$1.08	\$1.08	\$1.08	\$1.08	\$1.08	\$0.6888
	Unbundled Network Terminating Wire, per pair, per month	UENPP	\$0.49	\$0.46	\$1.37	\$0.64	\$0.35	TBD	\$0.44	\$0.46	TBD	
	NRC - UNTW Pair, per pair	UENPP	\$40.02	\$65.35	\$2.48	\$65.35	\$64.77	TBD	\$65.82	\$60.93	TBD	
	NRC - Disconnect Charge, per pair	UENPP	\$0.87	NA	\$1.74	NA	NA	TBD	NA	NA	TBD	
	NRC - Service Order submitted Electronically, per LSR	SOMEK	\$3.50	\$2.75	\$3.50	\$3.50	\$3.50	TBD	\$3.50	\$3.50	TBD	
	NRC - Service Order submitted Electronically, per LSR - Disconnect	SOMEK	NA	\$0.42	NA	NA	NA	TBD	TBD	TBD	TBD	
	NRC - Service Order submitted Manually, per LSR	SOMAN	NA	\$21.56	NA	\$29.24	\$29.24	TBD	TBD	TBD	TBD	
	NRC - Service Order submitted Manually, per LSR, Disconnect	SOMAN	NA	\$3.84	NA	\$3.94	\$3.94	TBD	TBD	TBD	TBD	
	Sub-Loop Concentration - Channelization Sys (Outside CO)											
	NRC - Service Order submitted Electronically, per LSR	SOMEK	\$3.50	\$2.75	\$3.50	\$3.50	\$3.50	TBD	\$3.50	\$3.50	\$3.50	
	NRC - Service Order submitted Electronically, per LSR - Disconnect	SOMEK	NA	\$0.42	NA	NA	NA	TBD	TBD	TBD	NA	
	NRC - Service Order submitted Manually, per LSR	SOMAN	NA	\$21.56	NA	\$29.24	\$29.24	TBD	TBD	TBD	\$19.99	
	NRC - Service Order submitted Manually, per LSR, Disconnect	SOMAN	NA	\$3.84	NA	\$3.94	\$3.94	TBD	TBD	TBD	NA	
	NRC - Incremental Charge - Manual Service Order - 1st	SOMAN	TBD	NA	\$18.94	TBD	TBD	TBD	NA	NA	NA	
	NRC - Incremental Charge - Manual Service Order - Add'l	SOMAN	TBD	NA	\$8.42	TBD	TBD	TBD	NA	NA	NA	
	TR008 - System A (96 channel capacity - channels 1-96), per month	UCT8A	\$829.76	\$477.76	\$724.79	\$493.89	\$546.21	TBD	\$579.03	\$571.42	\$683.78	
	NRC - 1st	UCT8A	\$404.46	\$408.22	\$632.36	\$408.23	\$407.65	TBD	\$587.83	\$586.42	\$634.31	
	NRC - Add'l	UCT8A	\$220.32	\$222.37	\$310.82	\$222.37	\$222.06	TBD	\$278.83	\$277.97	\$311.78	
	NRC-Disconnect, 1st	UCT8A	\$236.23	\$236.02	NA	\$253.87	\$258.08	TBD	NA	NA	NA	
	NRC-Disconnect, Add'l	UCT8A	\$74.90	\$74.84	NA	\$80.50	\$81.83	TBD	NA	NA	NA	
	TR008 - System B (96 channel capacity - channels 97-192), per month	UCT8B	\$87.34	\$85.12	\$92.91	\$82.15	\$87.89	TBD	\$85.59	\$87.65	\$102.12	
	NRC - 1st	UCT8B	\$404.46	\$408.22	\$632.36	\$408.23	\$407.65	TBD	\$587.83	\$586.42	\$634.31	
	NRC - Add'l	UCT8B	\$220.32	\$222.37	\$310.82	\$222.37	\$222.06	TBD	\$278.83	\$277.97	\$311.78	
	NRC-Disconnect, 1st	UCT8B	\$236.23	\$236.02	NA	\$253.87	\$258.08	TBD	NA	NA	NA	
	NRC-Disconnect, Add'l	UCT8B	\$74.90	\$74.84	NA	\$80.50	\$81.83	TBD	NA	NA	NA	
	TR303 - System A (96 channel capacity - channels 1-96), per month	UCT3A	\$868.77	\$512.86	\$764.42	\$530.75	\$584.28	TBD	\$615.62	\$611.62	\$726.87	
	NRC - 1st	UCT3A	\$404.46	\$408.22	\$632.36	\$408.23	\$407.65	TBD	\$587.83	\$586.42	\$634.31	
	NRC - Add'l	UCT3A	\$220.32	\$222.37	\$310.82	\$222.37	\$222.06	TBD	\$278.83	\$277.97	\$311.78	
	NRC-Disconnect, 1st	UCT3A	\$236.23	\$236.02	NA	\$253.87	\$258.08	TBD	NA	NA	NA	
	NRC-Disconnect, Add'l	UCT3A	\$74.90	\$74.84	NA	\$80.50	\$81.83	TBD	NA	NA	NA	
	TR303 - System B (96 channel capacity - channels 97-192), per month	UCT3B	\$126.35	\$120.21	\$132.54	\$119.01	\$125.95	TBD	\$122.18	\$127.76	\$145.21	
	NRC - 1st	UCT3B	\$404.46	\$408.22	\$632.36	\$408.23	\$407.65	TBD	\$587.83	\$586.42	\$634.31	
	NRC - Add'l	UCT3B	\$220.32	\$222.37	\$310.82	\$222.37	\$222.06	TBD	\$278.83	\$277.97	\$311.78	
	NRC-Disconnect, 1st	UCT3B	\$236.23	\$236.02	NA	\$253.87	\$258.08	TBD	NA	NA	NA	
	NRC-Disconnect, Add'l	UCT3B	\$74.90	\$74.84	NA	\$80.50	\$81.83	TBD	NA	NA	NA	
	DS1 Feeder Interface, per month	UCTFS	\$67.03	NA	\$72.12	NA	NA	TBD	\$64.63	\$69.24	\$76.73	
	Zone 1, per month	UCTFS	NA	\$56.65	TBD	\$60.01	\$73.29	TBD	TBD	TBD	TBD	
	Zone 2, per month	UCTFS	NA	\$65.86	TBD	\$60.04	\$88.72	TBD	TBD	TBD	TBD	
	Zone 3, per month	UCTFS	NA	\$107.08	TBD	\$106.11	\$187.11	TBD	TBD	TBD	TBD	
	Zone 4, per month	UCTFS	NA	NA	NA	NA	NA	TBD	NA	NA	NA	
	NRC 1st	UCTFS	\$192.51	\$211.55	\$425.74	\$209.62	\$209.47	TBD	\$237.09	\$236.32	\$418.37	
	NRC Add'l	UCTFS	\$105.73	\$129.04	\$198.06	\$127.11	\$127.07	TBD	\$116.01	\$115.55	\$198.67	
	NRC-Disconnect, 1st	UCTFS	\$56.94	\$127.78	NA	\$133.43	\$135.74	TBD	NA	NA	NA	
	NRC-Disconnect, Add'l	UCTFS	\$12.81	\$33.06	NA	\$33.59	\$34.25	TBD	NA	NA	NA	
	Channel Interface-2 Wire Voice-Loop Start or Ground Start, per mo	ULCC2	\$2.38	\$2.12	\$2.38	\$2.24	\$2.34	TBD	\$2.22	\$2.43	\$2.61	

BELLSOUTH/Xpedius RATES
NETWORK ELEMENTS
AND OTHER SERVICES

	NRC 1st	ULCC2	\$20.88	\$21.07	\$41.82	\$21.08	\$21.05	TBD	\$28.66	\$28.58	\$41.95	
	NRC Add'l	ULCC2	\$20.77	\$20.96	\$41.58	\$20.96	\$20.93	TBD	\$28.50	\$28.42	\$41.71	
	NRC-Disconnect, 1st	ULCC2	\$10.00	\$9.99	NA	\$10.75	\$10.92	TBD	NA	NA		
	NRC-Disconnect, Add'l	ULCC2	\$9.94	\$9.93	NA	\$10.68	\$10.86	TBD	NA	NA		
	Channel Interface - 2 Wire ISDN, per month	ULCC1	\$9.51	\$8.48	\$9.53	\$8.98	\$9.34	TBD	\$8.88	\$9.72	\$10.43	
	NRC 1st	ULCC1	\$20.88	\$21.07	\$41.82	\$21.08	\$21.05	TBD	\$21.24	\$28.58	\$41.95	
	NRC Add'l	ULCC1	\$20.77	\$20.96	\$41.58	\$20.96	\$20.93	TBD	\$21.13	\$28.42	\$41.71	
	NRC-Disconnect, 1st	ULCC1	\$10.00	\$9.99	NA	\$10.75	\$10.92	TBD	NA	NA	NA	
	NRC-Disconnect, Add'l	ULCC1	\$9.94	\$9.93	NA	\$10.68	\$10.86	TBD	NA	NA	NA	
	Channel Interface - 2 Wire Voice - Reverse Battery, per month	ULCCR	\$14.14	\$12.61	\$14.17	\$13.35	\$13.89	TBD	\$13.20	\$14.46	\$15.51	
	NRC 1st	ULCCR	\$20.88	\$21.07	\$41.82	\$21.08	\$21.05	TBD	\$28.66	\$28.58	\$41.95	
	NRC Add'l	ULCCR	\$20.77	\$20.96	\$41.58	\$20.96	\$20.93	TBD	\$28.50	\$28.42	\$41.71	
	NRC-Disconnect, 1st	ULCCR	\$10.00	\$9.99	NA	\$10.75	\$10.92	TBD	NA	NA	NA	
	NRC-Disconnect, Add'l	ULCCR	\$9.94	\$9.93	NA	\$10.68	\$10.86	TBD	NA	NA	NA	
	Channel Interface - 4 Wire Voice (Specials Card), per month	ULCC4	\$8.43	\$7.52	\$8.45	\$7.96	\$8.29	TBD	\$7.87	\$8.62	\$9.26	
	NRC 1st	ULCC4	\$20.88	\$21.07	\$41.82	\$21.08	\$21.05	TBD	\$28.66	\$28.58	\$41.95	
	NRC Add'l	ULCC4	\$20.77	\$20.96	\$41.58	\$20.96	\$20.93	TBD	\$28.50	\$28.42	\$41.71	
	NRC-Disconnect, 1st	ULCC4	\$10.00	\$9.99	NA	\$10.75	\$10.92	TBD	NA	NA	NA	
	NRC-Disconnect, Add'l	ULCC4	\$9.94	\$9.93	NA	\$10.68	\$10.86	TBD	NA	NA	NA	
	Test Circuit, per month	UCTTC	\$41.21	\$36.76	\$41.30	\$38.90	\$40.49	TBD	\$38.47	\$42.14	\$45.22	
	NRC 1st	UCTTC	\$20.88	\$21.07	\$41.82	\$21.08	\$21.05	TBD	\$28.66	\$28.58	\$41.95	
	NRC Add'l	UCTTC	\$20.77	\$20.96	\$41.58	\$20.96	\$20.93	TBD	\$28.50	\$28.42	\$41.71	
	NRC-Disconnect, 1st	UCTTC	\$10.00	\$9.99	NA	\$10.75	\$10.92	TBD	NA	NA	NA	
	NRC-Disconnect, Add'l	UCTTC	\$9.94	\$9.93	NA	\$10.68	\$10.86	TBD	NA	NA	NA	
	Channel Interface - Digital 56Kbps, per month	ULCC5	\$12.49	\$11.14	\$12.51	\$11.79	\$12.27	TBD	\$11.66	\$12.77	\$13.71	
	NRC 1st	ULCC5	\$20.88	\$21.07	\$41.82	\$21.08	\$21.05	TBD	\$28.66	\$28.58	\$41.95	
	NRC Add'l	ULCC5	\$20.77	\$20.96	\$41.58	\$20.96	\$20.93	TBD	\$28.50	\$28.42	\$41.71	
	NRC-Disconnect, 1st	ULCC5	\$10.00	\$9.99	NA	\$10.75	\$10.92	TBD	NA	NA	NA	
	NRC-Disconnect, Add'l	ULCC5	\$9.94	\$9.93	NA	\$10.68	\$10.86	TBD	NA	NA	NA	
	Channel Interface - Digital 64Kbps, per month	ULCC6	\$12.49	\$11.14	\$12.51	\$14.08	\$12.27	TBD	\$11.66	\$12.77	\$13.71	
	NRC 1st	ULCC6	\$20.88	\$21.07	\$41.82	\$21.08	\$21.05	TBD	\$28.66	\$28.58	\$41.95	
	NRC Add'l	ULCC6	\$20.77	\$20.96	\$41.58	\$20.96	\$20.93	TBD	\$28.50	\$28.42	\$41.71	
	NRC-Disconnect, 1st	ULCC6	\$10.00	\$9.99	NA	\$10.75	\$10.92	TBD	NA	NA	NA	
	NRC-Disconnect, Add'l	ULCC6	\$9.94	\$9.93	NA	\$10.68	\$10.86	TBD	NA	NA	NA	
	Loop Concentration System (Inside C.O.)											
	NRC - Service Order submitted Electronically, per LSR	SOMEC	\$3.50	\$2.75	\$3.50	\$3.50	\$3.50	\$3.50	\$3.50	\$3.50	\$3.50	
	NRC - Service Order submitted Electronically, per LSR - Disconnect	SOMEC	NA	\$0.42	NA	NA	NA	NA	NA	NA	NA	
	NRC - Service Order submitted Manually, per LSR	SOMAN	NA	\$21.56	NA	\$29.24	\$29.24	NA	NA	NA	\$19.99	
	NRC - Service Order submitted Manually, per LSR, Disconnect	SOMAN	NA	\$3.84	NA	\$3.94	\$3.94	NA	NA	NA	NA	
	NRC - Incremental Charge - Manual Service Order - 1st	SOMAN	TBD	NA	\$18.94	TBD	\$18.14	\$25.52	TBD	\$44.06	TBD	
	NRC - Incremental Charge - Manual Service Order - Add'l	SOMAN	TBD	NA	\$8.42	TBD	\$8.06	\$11.34	TBD	\$13.55	TBD	
	TR008 - System A (96 channel capacity - channels 1-96), per month	UCT8A	\$327.44	\$470.73	\$316.63	\$522.17	\$432.54	\$454.79	\$375.96	\$399.21	\$380.06	
	NRC - 1st	UCT8A	\$1,115.10	\$651.05	\$1,111.95	\$651.04	\$650.11	\$1,115.10	\$1,113.00	\$1,119.30	\$1,114.05	
	NRC - Add'l	UCT8A	NA	NA	NA	NA	NA	NA	NA	NA	NA	
	NRC-Disconnect, 1st	UCT8A	NA	NA	NA	NA	NA	NA	NA	NA	NA	
	NRC-Disconnect, Add'l	UCT8A	NA	NA	NA	NA	NA	NA	NA	NA	NA	
	TR008 - System B (96 channel capacity - channels 97-192), per month	UCT8B	\$67.41	\$55.96	\$65.27	\$63.59	\$61.71	\$73.30	\$65.98	\$71.91	\$68.71	
	NRC - 1st	UCT8B	\$464.57	\$271.27	\$463.37	\$271.27	\$270.88	\$464.71	\$463.74	\$466.38	\$464.21	
	NRC - Add'l	UCT8B	NA	NA	NA	NA	NA	NA	NA	NA	NA	
	NRC-Disconnect, 1st	UCT8B	NA	NA	NA	NA	NA	NA	NA	NA	NA	
	NRC-Disconnect, Add'l	UCT8B	NA	NA	NA	NA	NA	NA	NA	NA	NA	
	TR303 - System A (96 channel capacity - channels 1-96), per month	UCT3A	\$375.18	\$510.37	\$362.87	\$567.21	\$476.24	\$506.70	\$422.68	\$450.13	\$428.73	
	NRC - 1st	UCT3A	\$1,115.10	\$651.05	\$1,111.95	\$651.04	\$650.11	\$1,115.10	\$1,113.00	\$1,119.30	\$1,114.05	
	NRC - Add'l	UCT3A	NA	NA	NA	NA	NA	NA	NA	NA	NA	
	NRC-Disconnect, 1st	UCT3A	NA	NA	NA	NA	NA	NA	NA	NA	NA	

BELLSOUTH/Xspedius RATES
NETWORK ELEMENTS
AND OTHER SERVICES

	NRC-Disconnect, Add'l	UCT3A	NA	NA	NA	NA	NA	NA	NA	NA	NA	NA
	TR303 - System B (96 channel capacity - channels 97-192), per month	UCT3B	\$111.30	\$94.30	\$110.02	\$107.16	\$103.99	\$123.52	\$111.17	\$121.16	\$115.79	
	NRC - 1st	UCT3B	\$464.57	\$271.27	\$463.37	\$271.27	\$270.88	\$464.71	\$463.74	\$466.38	\$464.21	
	NRC - Add'l	UCT3B	NA	NA	NA	NA	NA	NA	NA	NA	NA	
	NRC-Disconnect, 1st	UCT3B	NA	NA	NA	NA	NA	NA	NA	NA	NA	
	NRC-Disconnect, Add'l	UCT3B	NA	NA	NA	NA	NA	NA	NA	NA	NA	
	DS1 Interface, per month	UCTCO	\$6.42	\$5.28	\$6.15	\$6.04	\$5.91	\$6.99	\$6.27	\$6.79	\$6.49	
	NRC 1st	UCTCO	\$367.70	\$126.61	\$366.72	\$126.61	\$126.43	\$367.80	\$367.04	\$369.13	\$367.41	
	NRC Add'l	UCTCO	\$132.03	\$92.17	\$130.63	\$92.17	\$92.04	\$132.07	\$131.79	\$132.54	\$131.92	
	NRC-Disconnect, 1st	UCTCO	NA	\$31.11	NA	\$33.46	\$34.02	NA	NA	NA	NA	
	NRC-Disconnect, Add'l	UCTCO	NA	\$8.71	NA	\$9.37	\$9.52	NA	NA	NA	NA	
	Channel Interface-2 Wire Voice-Loop Start or Ground Start, per month	ULCC2	\$2.55	\$2.10	\$2.44	\$2.40	\$2.35	\$2.77	\$0.89	\$2.69	\$2.58	
	NRC 1st	ULCC2	\$35.77	\$21.07	\$35.68	\$21.08	\$21.05	\$35.78	\$35.73	\$35.91	\$35.74	
	NRC Add'l	ULCC2	\$35.55	\$20.96	\$35.48	\$20.96	\$20.93	\$35.37	\$35.49	\$35.71	\$35.54	
	NRC-Disconnect, 1st	ULCC2	NA	\$9.99	NA	\$10.75	\$10.92	NA	NA	NA	NA	
	NRC-Disconnect, Add'l	ULCC2	NA	\$9.93	NA	\$10.68	\$10.86	NA	NA	NA	NA	
	Channel Interface - 2 Wire ISDN, per month	ULCC1	\$10.19	\$8.38	\$9.76	\$9.59	\$9.39	\$11.10	\$9.95	\$10.76	\$10.30	
	NRC 1st	ULCC1	\$35.77	\$21.07	\$35.68	\$21.08	\$21.05	\$35.78	\$35.71	\$35.91	\$35.74	
	NRC Add'l	ULCC1	\$35.55	\$20.96	\$35.48	\$20.96	\$20.93	\$35.37	\$35.51	\$35.71	\$35.54	
	NRC-Disconnect, 1st	ULCC1	NA	\$9.99	NA	\$10.75	\$10.92	NA	NA	NA	NA	
	NRC-Disconnect, Add'l	ULCC1	NA	\$9.93	NA	\$10.68	\$10.86	NA	NA	NA	NA	
	Channel Interface - 2 Wire Voice - Reverse Battery, per month	ULCCR	\$15.15	\$12.46	\$14.51	\$14.26	\$13.95	\$16.46	\$14.80	\$16.01	\$15.32	
	NRC 1st	ULCCR	\$35.77	\$21.07	\$35.68	\$21.08	\$21.05	\$35.78	\$35.71	\$35.91	\$35.74	
	NRC Add'l	ULCCR	\$35.55	\$20.96	\$35.48	\$20.96	\$20.93	\$35.37	\$35.51	\$35.71	\$35.54	
	NRC-Disconnect, 1st	ULCCR	NA	\$9.99	NA	\$10.75	\$10.92	NA	NA	NA	NA	
	NRC-Disconnect, Add'l	ULCCR	NA	\$9.93	NA	\$10.68	\$10.86	NA	NA	NA	NA	
	Channel Interface - 4 Wire Voice, per month	ULCC4	\$9.04	\$7.43	\$8.65	\$8.51	\$8.32	\$9.83	\$8.82	\$9.55	\$9.13	
	NRC 1st	ULCC4	\$35.77	\$21.07	\$35.68	\$21.08	\$21.05	\$35.78	\$35.71	\$35.91	\$35.74	
	NRC Add'l	ULCC4	\$35.55	\$20.96	\$35.48	\$20.96	\$20.93	\$35.37	\$35.51	\$35.71	\$35.54	
	NRC-Disconnect, 1st	ULCC4	NA	\$9.99	NA	\$10.75	\$10.92	NA	NA	NA	NA	
	NRC-Disconnect, Add'l	ULCC4	NA	\$9.93	NA	\$10.68	\$10.86	NA	NA	NA	NA	
	Test Circuit, per month	UCTTC	\$44.16	36.31	\$42.30	\$41.58	\$40.67	\$47.85	\$43.13	\$46.66	\$44.65	
	NRC 1st	UCTTC	\$35.77	\$21.07	\$35.68	\$21.08	\$21.05	\$35.78	\$35.71	\$35.91	\$35.74	
	NRC Add'l	UCTTC	\$35.55	\$20.96	\$35.48	\$20.96	\$20.93	\$35.37	\$35.51	\$35.71	\$35.54	
	NRC-Disconnect, 1st	UCTTC	\$35.55	\$9.99	NA	\$10.75	\$10.92	NA	NA	NA	NA	
	NRC-Disconnect, Add'l	UCTTC	\$35.55	\$9.93	NA	\$10.68	\$10.86	NA	NA	NA	NA	
	Channel Interface - Digital 56Kbps, per month	ULCC5	TBD	\$11.01	TBD	\$12.60	\$12.33	TBD	TBD	TBD	TBD	
	NRC 1st	ULCC5	TBD	\$21.07	TBD	\$21.08	\$21.05	TBD	TBD	TBD	TBD	
	NRC Add'l	ULCC5	TBD	\$20.96	TBD	\$20.96	\$20.93	TBD	TBD	TBD	TBD	
	NRC-Disconnect, 1st	ULCC5	TBD	\$9.99	NA	\$10.75	\$10.92	TBD	TBD	TBD	TBD	
	NRC-Disconnect, Add'l	ULCC5	TBD	\$9.93	NA	\$10.68	\$10.86	TBD	TBD	TBD	TBD	
	Channel Interface - Digital 64Kbps, per month	ULCC6	TBD	\$11.01	TBD	\$12.60	\$12.33	TBD	TBD	TBD	TBD	
	NRC 1st	ULCC6	TBD	\$21.07	TBD	\$21.08	\$21.05	TBD	TBD	TBD	TBD	
	NRC Add'l	ULCC6	TBD	\$20.96	TBD	\$20.96	\$20.93	TBD	TBD	TBD	TBD	
	NRC-Disconnect, 1st	ULCC6	TBD	\$9.99	NA	\$10.75	\$10.92	TBD	TBD	TBD	TBD	
	NRC-Disconnect, Add'l	ULCC6	TBD	\$9.93	NA	\$10.68	\$10.86	TBD	TBD	TBD	TBD	
	LINE SHARING											
	2-Wire analog VG (SL1) for Line Sharing											
	RC - per month (Note 3) **		TBD	TBD	TBD	TBD	TBD	TBD	TBD	TBD	TBD	\$12.16
	NRC - 1st (Note 3) **		TBD	TBD	TBD	TBD	TBD	TBD	TBD	TBD	TBD	\$31.99
	NRC - Add'l (Note 3) **		TBD	TBD	TBD	TBD	TBD	TBD	TBD	TBD	TBD	\$20.02
	System Splitter - 96 Line Capacity											
	RC - Per month **	ULSDA	\$100.00	\$100.00	\$100.00	\$100.00	\$100.00	\$100.00	\$100.00	\$100.00	\$100.00	\$100.00

**BELLSOUTH/Xspedius RATES
NETWORK ELEMENTS
AND OTHER SERVICES**

	NRC - 1st **	ULSDA	\$150.00	\$150.00	\$150.00	\$300.00	\$150.00	\$300.00	\$300.00	\$300.00	\$150.00	
	NRC - Addl **	ULSDA	\$0.00	\$0.00	\$0.00	\$0.00	\$0.00	\$0.00	\$0.00	\$0.00	\$0.00	
	NRC - Disconnect 1st **	ULSDA	\$150.00	\$150.00	\$150.00	NA	\$150.00	NA	NA	NA	\$150.00	
	NRC - Disconnect Add'l **	ULSDA	\$0.00	\$0.00	\$0.00	\$0.00	\$0.00	\$0.00	\$0.00	\$0.00	\$0.00	
	System Splitter - 24 Line Capacity											
	RC - Per month **	ULSDB	\$25.00	\$25.00	\$25.00	\$25.00	\$25.00	\$25.00	\$25.00	\$25.00	\$25.00	
	NRC - 1st **	ULSDB	\$150.00	\$150.00	\$150.00	\$300.00	\$150.00	\$300.00	\$300.00	\$300.00	\$150.00	
	NRC - Addl **	ULSDB	\$0.00	\$0.00	\$0.00	\$0.00	\$0.00	\$0.00	\$0.00	\$0.00	\$0.00	
	NRC - Disconnect 1st **	ULSDB	\$150.00	\$150.00	\$150.00	NA	\$150.00	NA	NA	NA	\$150.00	
	NRC - Disconnect Add'l **	ULSDB	\$0.00	\$0.00	\$0.00	\$0.00	\$0.00	\$0.00	\$0.00	\$0.00	\$0.00	
	Loop Capacity, Line Activation Per Occurrence											
	RC - Per Month **	ULSDC	\$6.00	\$6.00	\$6.00	\$6.00	\$6.00	\$6.00	\$6.00	\$6.00	\$6.00	\$3.48
	NRC - 1st **	ULSDC	\$40.00	\$40.00	\$40.00	\$40.00	\$40.00	\$40.00	\$40.00	\$40.00	\$40.00	\$40.00
	NRC - Addl **	ULSDC	\$22.00	\$22.00	\$22.00	\$22.00	\$22.00	\$22.00	\$22.00	\$22.00	\$22.00	\$21.39
	NRC - Service Order submitted Electronically, per LSR	SOMEK	\$3.50	\$2.75	\$3.50	\$3.50	\$3.50	\$3.50	\$3.50	\$3.50	\$3.50	\$3.50
	NRC - Service Order submitted Electronically, per LSR - Disconnect	SOMEK	NA	\$0.42	NA	NA	NA	NA	NA	NA	NA	TBD
	NRC - Service Order submitted Manually, per LSR	SOMAN	NA	\$21.56	NA	\$29.24	NA	NA	NA	NA	NA	\$19.99
	NRC - Service Order submitted Manually, per LSR, Disconnect	SOMAN	NA	\$3.84	NA	\$3.94	NA	NA	NA	NA	NA	TBD
	NRC - Incremental Charge - Manual Service Order - 1st	SOMAN	\$27.37	NA	\$18.94	NA	\$18.14	\$25.52	\$26.94	\$44.22	NA	NA
	NRC - Incremental Charge - Manual Service Order - Add'l	SOMAN	\$12.97	NA	\$8.42	NA	\$8.06	\$11.34	\$12.76	\$13.55	NA	NA
	NRC - Incremental Charge - Manual Service Order - Disconnect	SOMAN	\$17.77	NA	NA	NA	\$11.41	\$16.06	NA	NA	NA	NA
	Subsequent Activity - Per Occurrence											
	NRC - 1st **	ULSDS	\$30.00	\$30.00	\$30.00	\$30.00	\$30.00	\$30.00	\$30.00	\$30.00	\$30.00	\$30.00
	NRC - Addl **	ULSDS	\$15.00	\$15.00	\$15.00	\$15.00	\$15.00	\$15.00	\$15.00	\$15.00	\$15.00	\$15.00
	* Interim Rates subject to true-up											
	** TN rates are interim and subject to true-up.											
	NOTES:											
	1	In states where a specific NRC for customer transfer, feature additions and changes is not stated, the applicable NRC from the appropriate tariff applies.										
	2	Geographically Deaveraged UNE Zones and applicable rates have been established for certain services, as shown in this Agreement. Where Geographically Deaveraged UNE Zones and applicable rates are established, Statewide rates are obsolete. Further, BellSouth is in the process of enhancing its billing systems in order to accommodate this Geographically Deaveraged UNE Zone Rate Structure. Until these enhancements are accomplished, estimated to be mid 2001, the UNE Zone 1 rate will be billed for all services residing in Zones 1, 2, 3 or 4, i.e., Rates for services residing in UNE Zones 2, 3 and UNE Zone 4, where applicable, will not be billed. Once billing enhancements are complete, all applicable UNE Zone rates reflected in this Agreement will be billed. Reference Internet Website http://www.interconnection.bellsouth.com/become_clec/docs/interconnection/deavuzns.pdf to view Geographically Deaveraged UNE Zone Designations by Central Office.										
	3	The recurring interim and nonrecurring interim rates in TN for 2-Wire analog VG (SL1) for Line Sharing is for a stand-alone loop purchased by CLEC-1 to provide both analog voice service and xDSL services or in the event CLEC-1 wishes to continue providing xDSL services to an end-user who terminates its BellSouth-provided voice service. These rates apply when CLEC-1 purchases the splitter from BellSouth.										

BELLSOUTH/Xspedius RATES NETWORK ELEMENTS
AND OTHER SERVICES
PORTS

Attachment 2
Exhibit C
Rates - Page 1

DESCRIPTION	USOC	AL	FL	GA	KY	LA	MS	NC	SC	TN
LOCAL EXCHANGE SWITCHING (PORTS)										
2-Wire Analog Line Port (Res., Bus.), per month										
2-Wire Voice Grade Line Port (Residence), per month										
2-wire voice unbundled port - residence	UEPRL	\$2.07	\$1.62	\$1.85 - Note 1	\$2.61 - Note 1	\$2.20	\$2.11	\$2.19	\$2.35	\$4.73 - Note 1
2-wire voice unbundled port with caller ID - residence	UEPRC	\$2.07	\$1.62	\$1.85	\$2.61	\$2.20	\$2.11	\$2.00	\$2.35	\$4.73
2-wire voice unbundled port outgoing only - residence	UEPRO	\$2.07	\$1.62	\$1.85	\$2.61	\$2.20	\$2.11	\$2.00	\$2.35	\$4.73
2-wire voice grade unbundled Alabama extended local dialing parity port with caller ID	UEPAR	\$2.07	NA	NA	NA	NA	NA	NA	NA	NA
2-wire voice grade unbundled Kentucky extended local dialing parity port with caller ID	UEPRM	NA	NA	NA	\$2.61	NA	NA	NA	NA	NA
2-wire voice grade unbundled Louisiana extended local dialing parity port with caller ID	UEPAS	NA	NA	NA	NA	\$2.20	NA	NA	NA	NA
2-wire voice grade unbundled Mississippi extended local dialing parity port with caller ID	UEPAT	NA	NA	NA	NA	NA	\$2.11	NA	NA	NA
2-wire voice grade unbundled South Carolina extended local dialing parity port with caller ID	UEPAU	NA	NA	NA	NA	NA	NA	NA	\$2.35	NA
2-wire voice grade unbundled Tennessee extended local dialing parity port with caller ID	UEPAQ	NA	NA	NA	NA	NA	NA	NA	NA	\$4.73
2-wire voice unbundled Florida area calling with caller ID - residence	UEPAF	NA	\$1.62	NA	NA	NA	NA	NA	NA	NA
2-wire voice unbundled Louisiana Area Plus with caller ID - residence (RUL)	UEPAG	NA	NA	NA	NA	\$2.20	NA	NA	NA	NA
2-wire voice unbundled Louisiana Area Plus with caller ID - residence (AC7)	UEPAH	NA	NA	NA	NA	\$2.20	NA	NA	NA	NA
2-wire voice unbundled South Carolina Area Calling port with Caller ID - residence (LW8)	UEPAJ	NA	NA	NA	NA	NA	NA	NA	\$2.35	NA
2-wire voice unbundled Tennessee Area Calling port with Caller ID - residence (F2R)	UEPAK	NA	NA	NA	NA	NA	NA	NA	NA	\$4.73
2-wire voice unbundled Tennessee Area Calling port with Caller ID - residence (TACER)	UEPAL	NA	NA	NA	NA	NA	NA	NA	NA	\$4.73
2-wire voice unbundled Tennessee Area Calling port with Caller ID - residence (TACSR)	UEPAM	NA	NA	NA	NA	NA	NA	NA	NA	\$4.73
2-wire voice unbundled Tennessee Area Calling port with Caller ID - residence (1MF2X)	UEPAN	NA	NA	NA	NA	NA	NA	NA	NA	\$4.73
2-wire voice unbundled Tennessee Area Calling port with Caller ID - residence (2MR)	UEPAO	NA	NA	NA	NA	NA	NA	NA	NA	\$4.73
2-wire voice unbundled res. low usage line port with Caller ID (LUM)	UEPAP	\$2.07	\$1.62	\$1.85	\$2.61	\$2.20	\$2.11	\$2.00	\$2.35	\$4.73
LOCAL NUMBER PORTABILITY (REQUIRES ONE PER PORT)										
2-Wire Voice Grade Line Port(Business), per month										
2-wire voice unbundled port without Caller ID	UEPBL	\$2.07	\$1.62	\$1.85	\$2.61	\$2.20	\$2.11	\$2.00	\$2.35	\$4.73
2-wire voice unbundled port with unbundled port with Caller+E484 ID	UEPBC	\$2.07	\$1.62	\$1.85	\$2.61	\$2.20	\$2.11	\$2.00	\$2.35	\$4.73
2-wire voice unbundled outgoing only port	UEPBO	\$2.07	\$1.62	\$1.85	\$2.61	\$2.20	\$2.11	\$2.00	\$2.35	\$4.73
2-wire voice grade unbundled Alabama extended local dialing parity port with caller ID	UEPAW	\$2.07	NA	NA	NA	NA	NA	NA	NA	NA
2-wire voice grade unbundled Kentucky extended local dialing parity port with caller ID	UEPBM	NA	NA	NA	\$2.61	NA	NA	NA	NA	NA
2-wire voice grade unbundled Louisiana extended local dialing parity port with caller ID	UEPAX	NA	NA	NA	NA	\$2.20	NA	NA	NA	NA
2-wire voice grade unbundled Mississippi extended local dialing parity port with caller ID	UEPAY	NA	NA	NA	NA	NA	\$2.11	NA	NA	NA
2-wire voice grade unbundled South Carolina extended local dialing parity port with caller ID	UEPAZ	NA	NA	NA	NA	NA	NA	NA	\$2.35	NA
2-wire voice grade unbundled Tennessee extended local dialing parity port with caller ID	UEPAV	NA	NA	NA	NA	NA	NA	NA	NA	\$4.73
2-wire voice unbundled incoming only port with Caller ID	UEPB1	\$2.07	\$1.62	\$1.85	\$2.61	\$2.20	\$2.11	\$2.00	\$2.35	\$4.73

BELLSOUTH/Xspedius RATES NETWORK ELEMENTS
AND OTHER SERVICES
PORTS

Attachment 2
Exhibit C
Rates - Page 2

DESCRIPTION	USOC	AL	FL	GA	KY	LA	MS	NC	SC	TN
2-wire voice unbundled LA Bus Area Calling Port with Caller ID (BUC)	UEPAA	NA	NA	NA	NA	\$2.20	NA	NA	NA	NA
2-wire voice unbundled SC Bus Area Calling Port with Caller ID (LMB)	UEPAB	NA	NA	NA	NA	NA	NA	NA	\$2.35	NA
2-wire voice unbundled TN Bus 2-Way Area Calling Port Economy Option (TACC1)	UEPAC	NA	NA	NA	NA	NA	NA	NA	NA	\$4.73
2-wire voice unbundled TN Bus 2-Way Area Calling Port Standard Option (TACC2)	UEPAD	NA	NA	NA	NA	NA	NA	NA	NA	\$4.73
2-wire voice unbundled TN Bus 2-WAY Collierville and Memphis Local Calling Port (B2F)	UEPAE	NA	NA	NA	NA	NA	NA	NA	NA	\$4.73
LOCAL NUMBER PORTABILITY (REQUIRES ONE PER PORT)	LNPCX									
Non-Recurring Charges (NRC) - 1st (Residence)										
2-wire voice unbundled port - residence	UEPRL	\$21.93	\$4.76	\$17.16	\$37.78	\$16.43	\$22.98	\$21.60	\$24.98	\$9.93
2-wire voice unbundled port with caller ID - residence	UEPRC	\$21.93	\$4.76	\$17.16	\$37.78	\$16.43	\$22.98	\$24.04	\$24.98	\$9.93
2-wire voice unbundled port outgoing only - residence	UEPRO	\$21.93	\$4.76	\$17.16	\$37.78	\$16.43	\$22.98	\$24.04	\$24.98	\$9.93
2-wire voice grade unbundled Alabama extended local dialing parity port with caller ID	UEPAR	\$21.93	NA	NA	NA	NA	NA	NA	NA	NA
2-wire voice grade unbundled Kentucky extended local dialing parity port with caller ID	UEPRM	NA	NA	NA	\$37.78	NA	NA	NA	NA	NA
2-wire voice grade unbundled Louisiana extended local dialing parity port with caller ID	UEPAS	NA	NA	NA	NA	\$16.43	NA	NA	NA	NA
2-wire voice grade unbundled Mississippi extended local dialing parity port with caller ID	UEPAT	NA	NA	NA	NA	NA	\$22.98	NA	NA	NA
2-wire voice grade unbundled South Carolina extended local dialing parity port with caller ID	UEPAU	NA	NA	NA	NA	NA	NA	NA	\$24.98	NA
2-wire voice grade unbundled Tennessee extended local dialing parity port with caller ID	UEPAQ	NA	NA	NA	NA	NA	NA	NA	NA	\$9.93
2-wire voice unbundled Florida area calling with caller ID - residence	UEPAF	NA	\$4.76	NA	NA	NA	NA	NA	NA	NA
2-wire voice unbundled Louisiana Area Plus with caller ID - residence (RUL)	UEPAG	NA	NA	NA	NA	\$16.43	NA	NA	NA	NA
2-wire voice unbundled Louisiana Area Plus with caller ID - residence (AC7)	UEPAH	NA	NA	NA	NA	\$16.43	NA	NA	NA	NA
2-wire voice unbundled South Carolina Area Calling port with Caller ID - residence (LW8)	UEPAJ	NA	NA	NA	NA	\$16.43	NA	NA	NA	NA
2-wire voice unbundled Tennessee Area Calling port with Caller ID - residence (F2R)	UEPAK	NA	NA	NA	NA	NA	NA	NA	\$24.98	NA
2-wire voice unbundled Tennessee Area Calling port with Caller ID - residence (TACER)	UEPAL	NA	NA	NA	NA	NA	NA	NA	NA	\$9.93
2-wire voice unbundled Tennessee Area Calling port with Caller ID - residence (TACSR)	UEPAM	NA	NA	NA	NA	NA	NA	NA	NA	\$9.93
2-wire voice unbundled Tennessee Area Calling port with Caller ID - residence (1MF2X)	UEPAN	NA	NA	NA	NA	NA	NA	NA	NA	\$9.93
2-wire voice unbundled Tennessee Area Calling port with Caller ID - residence (2MR)	UEPAO	NA	NA	NA	NA	NA	NA	NA	NA	\$9.93
2-wire voice unbundled Res Low Usage Line Port with Caller+E563 ID (LUM)	UEPAP	NA	NA	NA	NA	NA	NA	NA	NA	\$9.93
NRC - Add'l (Residence)										
2-wire voice unbundled port - residence	UEPRL	\$21.93	\$4.54	\$17.16	\$37.78	\$16.43	\$22.98	\$21.60	\$24.98	\$9.19
2-wire voice unbundled port with caller ID - residence	UEPRC	\$21.93	\$4.54	\$17.16	\$37.78	\$16.43	\$22.98	\$9.08	\$24.98	\$9.19
2-wire voice unbundled port outgoing only - residence	UEPRO	\$21.93	\$4.54	\$17.16	\$37.78	\$16.43	\$22.98	\$9.08	\$24.98	\$9.19
2-wire voice grade unbundled Alabama extended local dialing parity port with caller ID	UEPAR	\$21.93	NA	NA	NA	NA	NA	NA	NA	NA
2-wire voice grade unbundled Kentucky extended local dialing parity port with caller ID	UEPRM	NA	NA	NA	\$37.78	NA	NA	NA	NA	NA
2-wire voice grade unbundled Louisiana extended local dialing parity port with caller ID	UEPAS	NA	NA	NA	NA	\$16.43	NA	NA	NA	NA

BELLSOUTH/Xspedius RATES NETWORK ELEMENTS
AND OTHER SERVICES
PORTS

Attachment 2
Exhibit C
Rates - Page 3

DESCRIPTION	USOC	AL	FL	GA	KY	LA	MS	NC	SC	TN
2-wire voice grade unbundled Mississippi extended local dialing parity port with caller ID	UEPAT	NA	NA	NA	NA	NA	\$22.98	NA	NA	NA
2-wire voice grade unbundled South Carolina extended local dialing parity port with caller ID	UEPAU	NA	NA	NA	NA	NA	NA	NA	\$24.98	NA
2-wire voice grade unbundled Tennessee extended local dialing parity port with caller ID	UEPAQ	NA	NA	NA	NA	NA	NA	NA	NA	\$9.19
2-wire voice unbundled Florida area calling with caller ID - residence	UEPAF	NA	\$4.54	NA	NA	NA	NA	NA	NA	NA
2-wire voice unbundled Louisiana Area Plus with caller ID - residence (RUL)	UEPAG	NA	NA	NA	NA	\$16.43	NA	NA	NA	NA
2-wire voice unbundled Louisiana Area Plus with caller ID - residence (AC7)	UEPAH	NA	NA	NA	NA	\$16.43	NA	NA	NA	NA
2-wire voice unbundled South Carolina Area Calling port with Caller ID - residence (LW8)	UEPAJ	NA	NA	NA	NA	NA	NA	NA	\$24.98	NA
2-wire voice unbundled Tennessee Area Calling port with Caller ID - residence (F2R)	UEPAK	NA	NA	NA	NA	NA	NA	NA	NA	\$9.19
2-wire voice unbundled Tennessee Area Calling port with Caller ID - residence (TACER)	UEPAL	NA	NA	NA	NA	NA	NA	NA	NA	\$9.19
2-wire voice unbundled Tennessee Area Calling port with Caller ID - residence (TACSR)	UEPAM	NA	NA	NA	NA	NA	NA	NA	NA	\$9.19
2-wire voice unbundled Tennessee Area Calling port with Caller ID - residence (1MF2X)	UEPAN	NA	NA	NA	NA	NA	NA	NA	NA	\$9.19
2-wire voice unbundled Tennessee Area Calling port with Caller ID - residence (2MR)	UEPAO	NA	NA	NA	NA	NA	NA	NA	NA	\$9.19
2-wire voice unbundled Res Low Usage Line Port with Caller ID (LUM)	UEPAP	\$21.93	\$4.54	\$17.16	\$37.78	\$16.43	\$22.98	\$9.08	\$24.98	\$9.19
NRC - Subsequent Activity	USASC	\$10.00	\$10.00	\$10.00	\$10.00	\$10.00	\$10.00	\$10.00	\$10.00	\$10.00
NRC - 1st (Business)										
2-wire Voice Unbundled Port without Caller ID	UEPBL	\$21.93	\$4.76	\$17.16	\$37.55	\$16.43	\$22.98	\$21.60	\$24.98	\$9.93
2-wire voice unbundled port with Caller ID	UEPBC	\$21.93	\$4.76	\$17.16	\$37.55	\$16.43	\$22.98	\$24.04	\$24.98	\$9.93
2-wire voice unbundled outgoing only port	UEPBO	\$21.93	\$4.76	\$17.16	\$37.55	\$16.43	\$22.98	\$24.04	\$24.98	\$9.93
2-wire voice grade unbundled Alabama extended local dialing parity port with caller ID	UEPAW	\$21.93	NA	NA	NA	NA	NA	NA	NA	NA
2-wire voice grade unbundled Kentucky extended local dialing parity port with caller ID	UEPBM	NA	NA	NA	\$37.78	NA	NA	NA	NA	NA
2-wire voice grade unbundled Louisiana extended local dialing parity port with caller ID	UEPAX	NA	NA	NA	NA	\$16.43	NA	NA	NA	NA
2-wire voice grade unbundled Mississippi extended local dialing parity port with caller ID	UEPAY	NA	NA	NA	NA	NA	\$22.98	NA	NA	NA
2-wire voice grade unbundled South Carolina extended local dialing parity port with caller ID	UEPAZ	NA	NA	NA	NA	NA	NA	NA	\$24.98	NA
2-wire voice grade unbundled Tennessee extended local dialing parity port with caller ID	UEPAV	NA	NA	NA	NA	NA	NA	NA	NA	\$9.93
2-wire voice unbundled Incoming only Port with Caller ID	UEPB1	\$21.93	\$4.76	\$17.16	\$37.55	\$16.43	\$22.98	\$24.04	\$24.98	\$9.93
2-wire voice unbundled LA Bus Area Calling Port with Caller ID (BUC)	UEPAA	NA	NA	NA	NA	\$16.43	NA	NA	NA	NA
2-wire voice unbundled SC Bus Area Calling Port with Caller ID+E587 (LMB)	UEPAB	NA	NA	NA	NA	NA	NA	NA	\$24.98	NA
2-wire voice unbundled TN Bus 2-way Area Calling Port Economy Option (TACC1)	UEPAC	NA	NA	NA	NA	NA	NA	NA	NA	\$9.93
2-wire voice unbundled TN Bus 2-way Area Calling Port Standard Option (TACC2)	UEPAD	NA	NA	NA	NA	NA	NA	NA	NA	\$9.93
2-wire voice unbundled TN Bus 2-way Collierville and Memphis Local Calling Port (B2F)	UEPAE	NA	NA	NA	NA	NA	NA	NA	NA	\$9.93
NRC - Add'l (Business)										
2-wire voice unbundled port without Caller ID	UEPBL	\$21.93	\$4.54	\$17.16	\$37.55	\$16.43	\$22.98	\$21.60	\$24.98	\$9.19
2-wire voice unbundled port with Caller ID	UEPBC	\$21.93	\$4.54	\$17.16	\$37.55	\$16.43	\$22.98	\$9.08	\$24.98	\$9.19

BELLSOUTH/Xspedius RATES NETWORK ELEMENTS
AND OTHER SERVICES
PORTS

Attachment 2
Exhibit C
Rates - Page 4

DESCRIPTION	USOC	AL	FL	GA	KY	LA	MS	NC	SC	TN
2-wire voice unbundled outgoing only port	UEPBO	\$21.93	\$4.54	\$17.16	\$37.55	\$16.43	\$22.98	\$9.08	\$24.98	\$9.19
2-wire voice grade unbundled Alabama extended local dialing parity port with caller ID	UEPAW	\$21.93	NA	NA	NA	NA	NA	NA	NA	NA
2-wire voice grade unbundled Kentucky extended local dialing parity port with caller ID	UEPBM	NA	NA	NA	\$37.78	NA	NA	NA	NA	NA
2-wire voice grade unbundled Louisiana extended local dialing parity port with caller ID	UEPAX	NA	NA	NA	NA	\$16.43	NA	NA	NA	NA
2-wire voice grade unbundled Mississippi extended local dialing parity port with caller ID	UEPAY	NA	NA	NA	NA	NA	\$22.98	NA	NA	NA
2-wire voice grade unbundled South Carolina extended local dialing parity port with caller ID	UEPAZ	NA	NA	NA	NA	NA	NA	NA	\$24.98	NA
2-wire voice grade unbundled Tennessee extended local dialing parity port with caller ID	UEPAV	NA	NA	NA	NA	NA	NA	NA	NA	\$9.19
2-wire voice unbundled incoming only port with Caller ID	UEPB1	\$21.93	\$4.54	\$17.16	\$37.55	\$16.43	\$22.98	\$9.08	\$24.98	\$9.19
2-wire voice unbundled LA Bus Area Calling Port with Caller ID (BUC)	UEPAA	NA	NA	NA	NA	\$16.43	NA	NA	NA	NA
2-wire voice unbundled SC Bus Area Calling Port with Caller ID (LMB)	UEPAB	NA	NA	NA	NA	NA	NA	NA	\$24.98	NA
2-wire voice unbundled TN Bus 2-way Area Calling Port Economy Option (TACC1)	UEPAC	NA	NA	NA	NA	NA	NA	NA	NA	\$9.19
2-wire voice unbundled TN Bus 2-way Area Calling Port Standard Option (TACC2)	UEPAD	NA	NA	NA	NA	NA	NA	NA	NA	\$9.19
2-wire voice unbundled TN Bus 2-way Collierville and Memphis Local Calling Port (B2F)	UEPAE	NA	NA	NA	NA	NA	NA	NA	NA	\$9.19
NRC - Subsequent Activity	USASC	\$10.00	\$10.00	\$10.00	\$10.00	\$10.00	\$10.00	\$10.00	\$10.00	\$10.00
NRC - Disconnect Charge - 1st										
2-wire voice unbundled port - residence	UEPRL	\$6.21	\$2.76	NA	NA	\$4.38	\$6.56	NA	NA	\$3.66
2-wire voice unbundled port with caller ID - residence	UEPRC	\$6.21	\$2.76	NA	NA	\$4.38	\$6.56	NA	NA	\$3.66
2-wire voice unbundled port outgoing only - residence	UEPRO	\$6.21	\$2.76	NA	NA	\$4.38	\$6.56	NA	NA	\$3.66
2-wire voice grade unbundled Alabama extended local dialing parity port with caller ID	UEPAR	\$6.21	NA	NA	NA	NA	NA	NA	NA	NA
2-wire voice grade unbundled Kentucky extended local dialing parity port with caller ID	UEPRM	NA	NA	NA	NA	NA	NA	NA	NA	NA
2-wire voice grade unbundled Louisiana extended local dialing parity port with caller ID	UEPAS	NA	NA	NA	NA	\$4.38	NA	NA	NA	NA
2-wire voice grade unbundled Mississippi extended local dialing parity port with caller ID	UEPAT	NA	NA	NA	NA	NA	\$6.56	NA	NA	NA
2-wire voice grade unbundled South Carolina extended local dialing parity port with caller ID	UEPAU	NA	NA	NA	NA	NA	NA	NA	NA	NA
2-wire voice grade unbundled Tennessee extended local dialing parity port with caller ID	UEPAQ	NA	NA	NA	NA	NA	NA	NA	NA	\$3.66
2-wire voice unbundled Florida area calling with caller ID - residence	UEPAF	NA	\$2.76	NA	NA	NA	NA	NA	NA	NA
2-wire voice unbundled Louisiana Area Plus with caller ID - residence (RUL)	UEPAG	NA	NA	NA	NA	\$4.38	NA	NA	NA	NA
2-wire voice unbundled Louisiana Area Plus with caller ID - residence (AC7)	UEPAH	NA	NA	NA	NA	\$4.38	NA	NA	NA	NA
2-wire voice unbundled South Carolina Area Calling port with Caller ID - residence (LW8)	UEPAJ	NA	NA	NA	NA	NA	NA	NA	NA	NA
2-wire voice unbundled Tennessee Area Calling port with Caller ID - residence (F2R)	UEPAK	NA	NA	NA	NA	NA	NA	NA	NA	\$3.66
2-wire voice unbundled Tennessee Area Calling port with Caller ID - residence (TACER)	UEPAL	NA	NA	NA	NA	NA	NA	NA	NA	\$3.66
2-wire voice unbundled Tennessee Area Calling port with Caller ID - residence (TACSR)	UEPAM	NA	NA	NA	NA	NA	NA	NA	NA	\$3.66
2-wire voice unbundled Tennessee Area Calling port with Caller ID - residence (1MF2X)	UEPAN	NA	NA	NA	NA	NA	NA	NA	NA	\$3.66

BELLSOUTH/Xspedius RATES NETWORK ELEMENTS
AND OTHER SERVICES
PORTS

Attachment 2
Exhibit C
Rates - Page 5

DESCRIPTION	USOC	AL	FL	GA	KY	LA	MS	NC	SC	TN
2-wire voice unbundled Tennessee Area Calling port with Caller ID - residence (2MR)	UEPAO	NA	NA	NA	NA	NA	NA	NA	NA	\$3.66
2-wire voice unbundled Res Low Usage Line Port with Caller ID (LUM)	UEPAP	\$6.21	\$2.76	NA	NA	\$4.38	\$6.56	NA	NA	\$3.66
2-wire voice unbundled port without Caller ID	UEPBL	\$6.21	\$2.76	NA	NA	\$4.38	\$6.56	NA	NA	\$3.66
2-wire voice unbundled port with Caller ID	UEPBC	\$6.21	\$2.76	NA	NA	\$4.38	\$6.56	NA	NA	\$3.66
2-wire voice unbundled outgoing only Port	UEPBO	\$6.21	\$2.76	NA	NA	\$4.38	\$6.56	NA	NA	\$3.66
2-wire voice grade unbundled Alabama extended local dialing parity port with caller ID	UEPAW	\$6.21	NA	NA	NA	NA	NA	NA	NA	NA
2-wire voice grade unbundled Kentucky extended local dialing parity port with caller ID	UEPBM	NA	NA	NA	NA	NA	NA	NA	NA	NA
2-wire voice grade unbundled Louisiana extended local dialing parity port with caller ID	UEPAX	NA	NA	NA	NA	\$4.38	NA	NA	NA	NA
2-wire voice grade unbundled Mississippi extended local dialing parity port with caller ID	UEPAY	NA	NA	NA	NA	NA	\$6.56	NA	NA	NA
2-wire voice grade unbundled South Carolina extended local dialing parity port with caller ID	UEPAZ	NA	NA	NA	NA	NA	NA	NA	NA	NA
2-wire voice grade unbundled Tennessee extended local dialing parity port with caller ID	UEPAV	NA	NA	NA	NA	NA	NA	NA	NA	\$3.66
2-wire voice unbundled Incoming only Port with Caller ID	UEPB1	\$6.21	\$2.76	NA	NA	\$4.38	\$6.56	NA	NA	\$3.66
2-wire voice unbundled LA Bus Area Calling Port with Caller ID (BUC)	UEPAA	NA	NA	NA	NA	\$4.38	NA	NA	NA	NA
2-wire voice unbundles SC Bus Area Calling Port with Caller ID (LMB)	UEPAB	NA	NA	NA	NA	NA	NA	NA	NA	NA
2-wire voice unbundled TN Bus 2-way Area Calling Port Economy Option (TACC1)	UEPAC	NA	NA	NA	NA	NA	NA	NA	NA	\$3.66
2-wire voice unbundled TN Bus 2-way Area Calling Port Standard Option (TACC2)	UEPAD	NA	NA	NA	NA	NA	NA	NA	NA	\$3.66
2-wire voice unbundled TN Bus 2-Way Collierville and Memphis Local Calling Port (B2F)	UEPAE	NA	NA	NA	NA	NA	NA	NA	NA	\$3.66
NRC - Disconnect Charge - Add'l										
2-wire voice unbundled port - residence	UEPRL	\$6.21	\$2.59	NA	NA	\$4.38	\$6.56	NA	NA	\$2.92
2-wire voice unbundled port with caller ID - residence	UEPRC	\$6.21	\$2.59	NA	NA	\$4.38	\$6.56	NA	NA	\$2.92
2-wire voice unbundled port outgoing only - residence	UEPRO	\$6.21	\$2.59	NA	NA	\$4.38	\$6.56	NA	NA	\$2.92
2-wire voice grade unbundled Alabama extended local dialing parity port with caller ID	UEPAR	\$6.21	NA	NA	NA	NA	NA	NA	NA	NA
2-wire voice grade unbundled Kentucky extended local dialing parity port with caller ID	UEPRM	NA	NA	NA	NA	NA	NA	NA	NA	NA
2-wire voice grade unbundled Louisiana extended local dialing parity port with caller ID	UEPAS	NA	NA	NA	NA	\$4.38	NA	NA	NA	NA
2-wire voice grade unbundled Mississippi extended local dialing parity port with caller ID	UEPAT	NA	NA	NA	NA	NA	\$6.56	NA	NA	NA
2-wire voice grade unbundled South Carolina extended local dialing parity port with caller ID	UEPAU	NA	NA	NA	NA	NA	NA	NA	NA	NA
2-wire voice grade unbundled Tennessee extended local dialing parity port with caller ID	UEPAQ	NA	NA	NA	NA	NA	NA	NA	NA	\$2.92
2-wire voice unbundled Florida area calling with caller ID - residence	UEPAF	NA	\$2.59	NA	NA	NA	NA	NA	NA	NA
2-wire voice unbundled Louisiana Area Plus with caller ID - residence (RUL)	UEPAG	NA	NA	NA	NA	\$4.38	NA	NA	NA	NA
2-wire voice unbundled Louisiana Area Plus with caller ID - residence (AC7)	UEPAH	NA	NA	NA	NA	\$4.38	NA	NA	NA	NA
2-wire voice unbundled South Carolina Area Calling port with Caller ID - residence (LW8)	UEPAJ	NA	NA	NA	NA	NA	NA	NA	NA	NA
2-wire voice unbundled Tennessee Area Calling port with Caller ID - residence (F2R)	UEPAK	NA	NA	NA	NA	NA	NA	NA	NA	\$2.92
2-wire voice unbundled Tennessee Area Calling port with Caller ID - residence (TACER)	UEPAL	NA	NA	NA	NA	NA	NA	NA	NA	\$2.92

BELLSOUTH/Xspedius RATES NETWORK ELEMENTS
AND OTHER SERVICES
PORTS

Attachment 2
Exhibit C
Rates - Page 6

DESCRIPTION	USOC	AL	FL	GA	KY	LA	MS	NC	SC	TN
2-wire voice unbundled Tennessee Area Calling port with Caller ID - residence (TACSR)	UEPAM	NA	NA	NA	NA	NA	NA	NA	NA	\$2.92
2-wire voice unbundled Tennessee Area Calling port with Caller ID - residence (1MF2X)	UEPAN	NA	NA	NA	NA	NA	NA	NA	NA	\$2.92
2-wire voice unbundled Tennessee Area Calling port with Caller ID - residence (2MR)	UEPAO	NA	NA	NA	NA	\$4.38	\$6.56	NA	NA	\$2.92
2-wire voice unbundled Res Low Usage Line Port with Caller ID (LUM)	UEPAP	\$6.21	\$2.59	NA	NA	\$4.38	\$6.56	NA	NA	\$2.92
2-wire voice unbundled port without Caller ID	UEPBL	\$6.21	\$2.59	NA	NA	\$4.38	\$6.56	NA	NA	\$2.92
2-wire voice unbundled port with Caller ID	UEPBC	\$6.21	\$2.59	NA	NA	\$4.38	\$6.56	NA	NA	\$2.92
2-wire voice unbundled outgoing only port	UEPBO	\$6.21	\$2.59	NA	NA	\$4.38	\$6.56	NA	NA	\$2.92
2-wire voice grade unbundled Alabama extended local dialing parity port with caller ID	UEPAW	\$6.21	NA	NA	NA	NA	NA	NA	NA	NA
2-wire voice grade unbundled Kentucky extended local dialing parity port with caller ID	UEPBM	NA	NA	NA	NA	NA	NA	NA	NA	NA
2-wire voice grade unbundled Louisiana extended local dialing parity port with caller ID	UEPAX	NA	NA	NA	NA	\$4.38	NA	NA	NA	NA
2-wire voice grade unbundled Mississippi extended local dialing parity port with caller ID	UEPAY	NA	NA	NA	NA	NA	\$6.56	NA	NA	NA
2-wire voice grade unbundled South Carolina extended local dialing parity port with caller ID	UEPAZ	NA	NA	NA	NA	NA	NA	NA	NA	NA
2-wire voice grade unbundled Tennessee extended local dialing parity port with caller ID	UEPAV	NA	NA	NA	NA	NA	NA	NA	NA	\$2.92
2-wire voice unbundled incoming only port with Caller ID	UEPB1	\$6.21	\$2.59	NA	NA	\$4.38	\$6.56	NA	NA	\$2.92
2-wire voice unbundled LA Bus Area Calling Port with Caller ID (BUC)	UEPAA	NA	NA	NA	NA	\$4.38	NA	NA	NA	NA
2-wire voice unbundled SC Bus Area Calling Port with Caller ID (LMB)	UEPAB	NA	NA	NA	NA	NA	NA	NA	NA	NA
2-wire voice unbundled TN Bus 2-way Area Calling Port Economy Option (TACC1)	UEPAC	NA	NA	NA	NA	NA	NA	NA	NA	\$2.92
2-wire voice unbundled TN Bus 2-way Area Calling Port Standard Option (TACC2)	UEPAD	NA	NA	NA	NA	NA	NA	NA	NA	\$2.92
2-wire voice unbundled TN Bus 2-way Collierville and Memphis Local Calling Port (B2F)	UEPAE	NA	NA	NA	NA	NA	NA	NA	NA	\$2.92
NRC - OSS										
NRC - OSS LSR Charge, Electronic, per LSR received from the CLEC by one of the OSS interactive interfaces	SOMEK	\$3.50	\$3.50	\$3.50	\$3.50	\$3.50	\$3.50	\$3.50	\$3.50	\$3.50
NRC - Incremental Charge - Manual Service Order - 1st	SOMAN	\$27.37	NA	\$18.94	NA	\$18.14	\$25.52	\$26.94	\$44.42	\$20.35
NRC - Incremental Charge - Manual Service Order - Add'l	SOMAN	\$12.97	NA	\$8.42	NA	\$8.06	\$11.34	\$12.76	\$14.63	\$10.54
NRC - Incremental Charge - Manual Service Order - Disconnect - 1st	SOMAN	\$17.77	NA	NA	NA	\$10.39	\$16.06	NA	NA	\$13.32
NRC - Incremental Charge - Manual Service Order - Disconnect - Add'l	SOMAN	\$1.44	NA	NA	NA	NA	NA	NA	NA	\$1.40
All available features, per month	UEPVF	\$5.55	\$3.40	NA	NA	\$8.28	\$6.75	NA	\$6.29	NA
NRC - 1st (all types)		\$24.72	NA	NA	NA	NA	\$21.42	NA	\$36.24	NA
NRC - Add'l (all types)		\$24.72	NA	NA	NA	NA	\$21.42	NA	\$36.24	NA
NRC - Disconnect Charge - 1st		\$18.41	NA	NA	NA	NA	\$19.68	NA	NA	NA
NRC - Disconnect Charge - Add'l		\$18.41	NA	NA	NA	NA	\$19.68	NA	NA	NA
NRC - Incremental Charge - Manual Service Order - 1st	SOMAN	\$27.37	NA	NA	NA	NA	\$25.52	NA	\$44.42	NA
NRC - Incremental Charge - Manual Service Order - Add'l	SOMAN	\$12.97	NA	NA	NA	NA	\$11.34	NA	\$14.63	NA
NRC - Incremental Charge - Manual Service Order - Disconnect - 1st	SOMAN	\$17.77	NA	NA	NA	NA	\$16.06	NA	NA	NA
NRC - Incremental Charge - Manual Service Order - Disconnect - Add'l	SOMAN	\$1.44	NA	NA	NA	NA	NA	NA	NA	NA
Three available feature, per month	UEPVF	NA	NA	NA	NA	\$8.28	\$3.31	NA	\$3.03	NA
NRC - 1st (all types)		NA	NA	NA	NA	NA	\$3.06	NA	\$4.53	NA
NRC - Add'l (all types)		NA	NA	NA	NA	NA	\$3.06	NA	\$4.53	NA

BELLSOUTH/Xspedius RATES NETWORK ELEMENTS
AND OTHER SERVICES
PORTS

Attachment 2
Exhibit C
Rates - Page 7

DESCRIPTION	USOC	AL	FL	GA	KY	LA	MS	NC	SC	TN
NRC - Disconnect Charge - 1st		NA	NA	NA	NA	NA	\$8.20	NA	NA	NA
NRC - Disconnect Charge - Add'l		NA	NA	NA	NA	NA	\$8.20	NA	NA	NA
NRC - Incremental Charge - Manual Service Order - 1st	SOMAN	NA	NA	NA	NA	NA	\$25.52	NA	\$44.42	NA
NRC - Incremental Charge - Manual Service Order - Add'l	SOMAN	NA	NA	NA	NA	NA	\$11.34	NA	\$14.63	NA
NRC - Incremental Charge - Manual Service Order - Disconnect - 1st	SOMAN	NA	NA	NA	NA	NA	\$16.06	NA	NA	NA
NRC - Incremental Charge - Manual Service Order - Disconnect - Add'l	SOMAN	NA	NA	NA	NA	NA	NA	NA	NA	NA
4-Wire Analog VG Port, per month	UEP4A	NA	\$8.74	\$8.47	NA	\$10.13	\$9.60	\$8.69	\$2.28	\$11.11
NRC - 1st	UEP4A	NA	\$4.76	\$17.16	NA	\$16.43	\$22.98	\$21.69	\$3.50	\$9.93
NRC - Add'l	UEP4A	NA	\$4.54	\$17.16	NA	\$16.43	\$22.98	\$21.69	\$3.50	\$9.19
NRC - Disconnect Charge - 1st	BFR	NA	\$2.82	NA	NA	\$3.77	\$6.56	NA	NA	\$3.66
NRC - Disconnect Charge - Add'l	BFR	NA	\$2.64	NA	NA	\$3.77	\$6.56	NA	NA	\$2.92
NRC - Incremental Charge - Manual Service Order - 1st	SOMAN	NA	\$21.56	\$18.94	NA	\$18.14	\$25.52	\$26.85	NA	\$20.35
NRC - Incremental Charge - Manual Service Order - Add'l	SOMAN	NA	\$21.56	\$8.42	NA	\$8.06	\$11.34	\$12.67	NA	\$10.54
NRC - Incremental Charge - Manual Service Order - Disconnect - 1st	SOMAN	NA	\$3.84	NA	NA	\$8.94	\$16.06	NA	NA	\$13.32
NRC - Incremental Charge - Manual Service Order - Disconnect - Add'l	SOMAN	NA	\$3.84	NA	NA	\$8.94	\$16.06	NA	NA	\$1.40
2-Wire DID Port, per month	UEPP2	\$12.08	\$9.38	\$11.35	NA	\$13.12	\$14.63	\$12.36	\$12.08	\$8.97
NRC - 1st	UEPP2	\$50.00	\$248.44	\$61.91	NA	\$59.28	\$83.09	\$81.84	\$50.00	\$47.75
NRC - Add'l	UEPP2	\$18.00	\$37.49	\$61.91	NA	\$59.28	\$83.09	\$81.84	\$50.00	\$47.01
NRC - Disconnect Charge - 1st	UEPP2	NA	\$113.28	NA	NA	\$9.20	\$13.48	NA	NA	\$9.21
NRC - Disconnect Charge - Add'l	UEPP2	NA	\$7.12	NA	NA	\$9.20	\$13.48	NA	NA	\$8.47
NRC - Incremental Charge - Manual Service Order - 1st	SOMAN	NA	\$21.56	\$18.94	NA	\$18.14	\$25.52	\$26.94	NA	\$20.35
NRC - Incremental Charge - Manual Service Order - Add'l	SOMAN	NA	\$21.56	\$8.42	NA	\$8.06	\$11.34	\$12.76	NA	\$10.54
NRC - Incremental Charge - Manual Service Order - Disconnect - 1st	SOMAN	NA	\$3.84	NA	NA	\$10.39	\$16.07	NA	NA	\$13.32
NRC - Incremental Charge - Manual Service Order - Disconnect - Add'l	SOMAN	NA	\$3.84	NA	NA	\$10.39	\$16.07	NA	NA	\$1.40
4-Wire DS1 Port w/DID capability, per month	UEPDD	\$130.23	\$63.31	\$120.80	NA	\$149.27	\$146.46	\$123.65	\$130.23	\$120.00
NRC - 1st	UEPDD	\$50.00	\$413.93	\$89.44	NA	\$85.63	\$117.81	\$116.59	\$60.00	To be negotiated
NRC - Add'l	UEPDD	\$18.00	\$191.44	\$52.46	NA	\$50.23	\$71.18	\$69.92	\$60.00	To be negotiated
NRC - Disconnect Charge - 1st	UEPDD	NA	\$137.29	NA	NA	\$8.82	\$12.94	NA	NA	NA
NRC - Disconnect Charge - Add'l	UEPDD	NA	\$4.65	NA	NA	\$8.82	\$12.94	NA	NA	NA
NRC - Incremental Charge - Manual Service Order - 1st	SOMAN	NA	\$21.56	\$18.94	NA	\$18.14	\$25.52	\$26.94	NA	NA
NRC - Incremental Charge - Manual Service Order - Add'l	SOMAN	NA	\$21.56	\$8.42	NA	\$8.06	\$11.34	\$12.76	NA	NA
NRC - Incremental Charge - Manual Service Order - Disconnect - 1st	SOMAN	NA	\$3.84	NA	NA	\$10.39	\$16.06	NA	NA	NA
NRC - Incremental Charge - Manual Service Order - Disconnect - Add'l	SOMAN	NA	\$3.84	NA	NA	\$10.39	\$16.06	NA	NA	NA
2-Wire ISDN Port(2) (3), per month	U1PMA	\$16.42	\$10.20	\$13.47	\$12.33	\$23.33	\$51.91	\$24.50	\$33.74	NA
NRC - 1st	U1PMA	\$63.24	\$155.34	\$47.37	\$90.48	\$45.35	\$63.59	\$62.29	\$65.79	NA
NRC - Add'l	U1PMA	\$63.24	\$106.00	\$47.37	\$84.53	\$45.35	\$63.59	\$62.29	\$65.79	NA
NRC - Disconnect Charge - 1st	U1PMA	\$5.69	\$93.37	NA	NA	\$4.31	\$7.04	NA	NA	NA
NRC - Disconnect Charge - Add'l	U1PMA	\$5.69	\$20.98	NA	NA	\$4.31	\$7.04	NA	NA	NA
NRC - Incremental Charge - Manual Service Order - 1st	SOMAN	\$56.19	\$21.56	\$39.98	NA	\$38.29	\$53.87	\$55.30	\$67.52	NA
NRC - Incremental Charge - Manual Service Order - Add'l	SOMAN	\$56.19	\$21.56	\$39.98	NA	\$38.29	\$53.87	\$55.30	\$67.52	NA
NRC - Incremental Charge - Manual Service Order - Disconnect - 1st	SOMAN	\$12.97	\$3.84	NA	NA	\$6.65	\$11.34	NA	NA	NA
NRC - Incremental Charge - Manual Service Order - Disconnect - Add'l	SOMAN	\$12.97	\$3.84	NA	NA	\$6.65	\$11.34	NA	NA	NA
NRC - User Profile per B Channel (4)	U1UMA	NA	NA	NA	\$5.61	NA	NA	NA	NA	NA
2-Wire ISDN Port(2) (3) including all available features, per month	U1PMA	NA	NA	NA	NA	NA	NA	NA	\$38.68	\$18.40
NRC - 1st	U1PMA	NA	NA	NA	NA	NA	NA	NA	\$106.40	\$30.23
NRC - Add'l	U1PMA	NA	NA	NA	NA	NA	NA	NA	\$106.40	\$29.49
NRC - Disconnect Charge - 1st	U1PMA	NA	NA	NA	NA	NA	NA	NA	NA	\$4.10

BELLSOUTH/Xspedius RATES NETWORK ELEMENTS
AND OTHER SERVICES
PORTS

Attachment 2
Exhibit C
Rates - Page 8

DESCRIPTION	USOC	AL	FL	GA	KY	LA	MS	NC	SC	TN	
NRC - Disconnect Charge - Add'l	U1PMA	NA	NA	NA	NA	NA	NA	NA	NA	\$4.10	
NRC - Incremental Charge - Manual Service Order - 1st	SOMAN	NA	NA	NA	NA	NA	NA	NA	\$67.52	\$41.43	
NRC - Incremental Charge - Manual Service Order - Add'l	SOMAN	NA	NA	NA	NA	NA	NA	NA	\$67.52	\$42.17	
NRC - Incremental Charge - Manual Service Order - Disconnect - 1st	SOMAN	NA	NA	NA	NA	NA	NA	NA	NA	\$9.80	
NRC - Incremental Charge - Manual Service Order - Disconnect - Add'l	SOMAN	NA	NA	NA	NA	NA	NA	NA	NA	\$9.80	
2-Wire ISDN Port(2) (3) including three available features, per month	U1PMA	NA	NA	NA	NA	NA	NA	NA	NA	\$36.01	NA
NRC - 1st	U1PMA	NA	NA	NA	NA	NA	NA	NA	NA	\$70.32	NA
NRC - Add'l	U1PMA	NA	NA	NA	NA	NA	NA	NA	NA	\$70.32	NA
NRC - Incremental Charge - Manual Service Order - 1st	SOMAN	NA	NA	NA	NA	NA	NA	NA	NA	\$67.52	NA
NRC - Incremental Charge - Manual Service Order - Add'l	SOMAN	NA	NA	NA	NA	NA	NA	NA	NA	\$67.52	NA
4-Wire ISDN DS1 Port, per month	UEPEX	\$186.02	\$95.39	\$163.16	NA	\$194.72	\$213.21	\$179.75	\$214.79	\$308.00	
NRC - 1st	UEPEX	\$244.85	\$417.51	\$186.80	NA	\$181.89	\$244.12	\$241.63	\$278.37	\$148.66	
NRC - Add'l	UEPEX	\$244.85	\$203.18	\$186.80	NA	\$181.89	\$244.12	\$241.63	\$278.37	\$147.18	
NRC - Disconnect Charge - 1st	UEPEX	\$51.19	\$149.75	NA	NA	\$27.11	\$53.32	NA	NA	\$38.46	
NRC - Disconnect Charge - Add'l	UEPEX	\$51.19	\$37.93	NA	NA	\$27.11	\$53.32	NA	NA	\$36.98	
NRC - Incremental Charge - Manual Service Order - 1st	SOMAN	\$54.75	\$21.56	\$37.88	NA	\$33.18	\$51.03	\$53.89	\$65.48	\$40.69	
NRC - Incremental Charge - Manual Service Order - Add'l	SOMAN	\$54.75	\$21.56	\$37.88	NA	\$33.18	\$51.03	\$53.89	\$65.48	\$42.17	
NRC - Incremental Charge - Manual Service Order - Disconnect - 1st	SOMAN	\$11.53	\$3.84	NA	NA	\$7.73	\$8.51	NA	NA	\$9.07	
NRC - Incremental Charge - Manual Service Order - Disconnect - Add'l	SOMAN	\$11.53	\$3.84	NA	NA	\$7.73	\$8.51	NA	NA	\$10.54	
4-Wire ISDN DS1 Port including all available features, per month	UEPEX	NA	NA	NA	\$275.48	NA	NA	NA	\$251.00	NA	
NRC - 1st	UEPEX	NA	NA	NA	\$181.27	NA	NA	NA	\$311.73	NA	
NRC - Add'l	UEPEX	NA	NA	NA	\$116.42	NA	NA	NA	\$311.73	NA	
NRC - Incremental Charge - Manual Service Order - 1st	SOMAN	NA	NA	NA	NA	NA	NA	NA	\$65.48	NA	
NRC - Incremental Charge - Manual Service Order - Add'l	SOMAN	NA	NA	NA	NA	NA	NA	NA	\$65.48	NA	
2-Wire Analog Line Port (PBX), per month											
2 WIRE VOICE UNBUNDLED COMBINATION 2-WAY PBX TRUNK - Residence	UEPRD	\$2.07	\$1.62	\$1.85	\$2.61	\$2.20	\$2.11	\$2.18	\$2.35	\$4.63	
LINE SIDE UNBUNDLED COMBINATION 2-WAY PBX TRUNK - BUSINESS	UEPPC	\$2.07	\$1.62	\$1.85	\$2.61	\$2.20	\$2.11	\$2.00	\$2.35	\$4.63	
LINE SIDE UNBUNDLED OUTWARD PBX TRUNK - BUSINESS	UEPPO	\$2.07	\$1.62	\$1.85	\$2.61	\$2.20	\$2.11	\$2.00	\$2.35	\$4.63	
LINE SIDE UNBUNDLED INCOMING PBX TRUNK - BUSINESS	UEPP1	\$2.07	\$1.62	\$1.85	\$2.61	\$2.20	\$2.11	\$2.00	\$2.35	\$4.63	
LONG DISTANCE TERMINAL PBX TRUNK-BUSINESS	UEPLD	\$2.07	\$1.62	\$1.85	\$2.61	\$2.20	\$2.11	\$2.00	\$2.35	\$4.63	
TN 2-WAY CALLING PLAN PBX TRUNK - BUSINESS	UEPT2	\$2.07	\$1.62	\$1.85	\$2.61	\$2.20	\$2.11	\$2.00	\$2.35	\$4.63	
TN OUTWARD CALLING PLAN PBX TRUNK - BUSINESS	UEPTO	\$2.07	\$1.62	\$1.85	\$2.61	\$2.20	\$2.11	\$2.00	\$2.35	\$4.63	
2-WIRE VOICE UNBUNDLED 2-WAY COMBINATION PBX ALABAMA CALLING PORT	UEPA2	\$2.07	NA	NA	NA	NA	NA	NA	NA	NA	
2-WIRE VOICE UNBUNDLED 2-WAY COMBINATION PBX LOUISIANA CALLING PORT	UEPL2	NA	NA	NA	NA	\$2.20	NA	NA	NA	NA	
2-WIRE VOICE UNBUNDLED PBX LD TERMINAL PORTS	UEPLD	\$2.07	\$1.62	\$1.85	\$2.61	\$2.20	\$2.11	\$2.00	\$2.35	\$4.63	
2-WIRE VOICE UNBUNDLED 2-WAY COMBINATION PBX TENNESSEE CALLING PORT	UEPT2	NA	NA	NA	NA	NA	NA	NA	NA	\$4.63	
2-WIRE VOICE UNBUNDLED 1-WAY OUTGOING PBX TENNESSEE CALLING PORT	UEPTO	NA	NA	NA	NA	NA	NA	NA	NA	\$4.63	
2-WIRE VOICE UNBUNDLED 2-WAY COMBINATION PBX USAGE PORT	UEPXA	\$2.07	\$1.62	\$1.85	\$2.61	\$2.20	\$2.11	\$2.00	\$2.35	\$4.63	
2-WIRE VOICE UNBUNDLED PBX TOLL TERMINAL HOTEL PORTS	UEPXB	\$2.07	\$1.62	\$1.85	\$2.61	\$2.20	\$2.11	\$2.00	\$2.35	\$4.63	
2-WIRE VOICE UNBUNDLED PBX LD DDD TERMINALS PORT	UEPXC	\$2.07	\$1.62	\$1.85	\$2.61	\$2.20	\$2.11	\$2.00	\$2.35	\$4.63	
2-WIRE VOICE UNBUNDLED PBX LD TERMINAL SWITCHBOARD PORT	UEPXD	\$2.07	\$1.62	\$1.85	\$2.61	\$2.20	\$2.11	\$2.00	\$2.35	\$4.63	
2-WIRE VOICE UNBUNDLED PBX LD TERMINAL SWITCHBOARD IDD CAPABLE PORT	UEPXE	\$2.07	\$1.62	\$1.85	\$2.61	\$2.20	\$2.11	\$2.00	\$2.35	\$4.63	
2-WIRE VOICE UNBUNDLED 2-WAY PBX KENTUCKY ROOM AREA CALLING PORT WITHOUT LUD	UEPXF	NA	NA	NA	\$2.61	NA	NA	NA	NA	NA	
2-WIRE VOICE UNBUNDLED PBX KENTUCKY LUD AREA CALLING PORT	UEPXG	NA	NA	NA	\$2.61	NA	NA	NA	NA	NA	

BELLSOUTH/Xspedius RATES NETWORK ELEMENTS
AND OTHER SERVICES
PORTS

Attachment 2
Exhibit C
Rates - Page 9

DESCRIPTION	USOC	AL	FL	GA	KY	LA	MS	NC	SC	TN
2-WIRE VOICE UNBUNDLED PBX KENTUCKY PREMIUM CALLING PORT	UEPXH	NA	NA	NA	\$2.61	NA	NA	NA	NA	NA
2-WIRE VOICE UNBUNDLED 2-WAY KENTUCKY AREA CALLING PORT WITHOUT LUD	UEPXJ	NA	NA	NA	\$2.61	NA	NA	NA	NA	NA
2-WIRE VOICE UNBUNDLED 2-WAY PBX LOUISIANA LOCAL OPTIONAL CALLING PORT	UEPXK	NA	NA	NA	NA	\$2.20	NA	NA	NA	NA
2-WIRE VOICE UNBUNDLED 2-WAY PBX HOTEL/HOSPITAL ECONOMY ADMINISTRATIVE CALLING PORT	UEPXL	\$2.07	\$1.62	\$1.85	\$2.61	\$2.20	\$2.11	\$2.00	\$2.35	\$4.63
2-WIRE VOICE UNBUNDLED 2-WAY PBX HOTEL/HOSPITAL ECONOMY ROOM CALLING PORT	UEPXM	\$2.07	\$1.62	\$1.85	\$2.61	\$2.20	\$2.11	\$2.00	\$2.35	\$4.63
2-WIRE VOICE UNBUNDLED 1-WAY OUTGOING PBX HOTEL/HOSPITAL ECONOMY ADMINISTRATIVE CALLING PORT TENNESSEE CALLING PORT	UEPXN	NA	NA	NA	NA	NA	NA	NA	NA	\$4.63
2-WIRE VOICE UNBUNDLED 1-WAY OUTGOING PBX HOTEL/HOSPITAL DIACOUNT ROOM CALLING PORT	UEPXO	\$2.07	\$1.62	\$1.85	\$2.61	\$2.20	\$2.11	\$2.00	\$2.35	\$4.63
2-WIRE VOICE UNBUNDLED 1-WAY OUTGOING PBX LOUISIANA LOCAL DISCOUNT CALLING PORT	UEPXP	NA	NA	NA	NA	\$2.20	NA	NA	NA	NA
2-WIRE VOICE UNBUNDLED 2-WAY PBX MISSISSIPPI LOCAL ECONOMY CALLING PORT	UEPXQ	NA	NA	NA	NA	NA	\$2.11	NA	NA	NA
2-WIRE VOICE UNBUNDLED 2-WAY PBX MISSISSIPPI LOCAL OPTIONAL CALLING PORT	UEPXR	NA	NA	NA	NA	NA	\$2.11	NA	NA	NA
2-WIRE VOICE UNBUNDLED 1-WAY OUTGOING PBX MEASURED PORT	UEPXS	\$2.07	\$1.62	\$1.85	\$2.61	\$2.20	\$2.11	\$2.00	\$2.35	\$4.63
2-WIRE VOICE UNBUNDLED 2-WAY PBX SOUTH CAROLINA AREA PLUS CALLING PORT	UEPXT	NA	NA	NA	NA	NA	NA	NA	\$2.35	NA
2-WIRE VOICE UNBUNDLED PBX COLLIERVILLE & MEMPHIS CALLING PORT	UEPXU	NA	NA	NA	NA	NA	NA	NA	NA	\$4.63
2-WIRE VOICE UNBUNDLED 2-WAY PBX TENNESSEE REGIONSERV CALLING PORT	UEPXV	NA	NA	NA	NA	NA	NA	NA	NA	\$4.63
UNBUNDLED LOOP BILLING USOC (REQUIRES ONE PER PORT)	UEPLX									
LOCAL NUMBER PORTABILITY (REQUIRES ONE PER PORT)	LNPCP									
NRC - 1st	UEPPC	\$21.93	\$62.56	\$17.16	\$36.47	\$16.43	\$22.98	\$24.04	\$24.36	\$9.93
2 WIRE VOICE UNBUNDLED COMBINATION 2-WAY PBX TRUNK - Residence	UEPRD	\$21.93	\$62.56	\$17.16	\$36.47	\$16.43	\$22.98	\$21.60	\$24.36	\$9.93
LINE SIDE UNBUNDLED COMBINATION 2-WAY PBX TRUNK - BUSINESS	UEPPC	\$21.93	\$62.56	\$17.16	\$36.47	\$16.43	\$22.98	\$24.04	\$24.36	\$9.93
LINE SIDE UNBUNDLED OUTWARD PBX TRUNK - BUSINESS	UEPPO	\$21.93	\$62.56	\$17.16	\$36.47	\$16.43	\$22.98	\$24.04	\$24.36	\$9.93
LINE SIDE UNBUNDLED INCOMING PBX TRUNK - BUSINESS	UEPP1	\$21.93	\$62.56	\$17.16	\$36.47	\$16.43	\$22.98	\$24.04	\$24.36	\$9.93
LONG DISTANCE TERMINAL PBX TRUNK-BUSINESS	UEPLD	\$21.93	\$62.56	\$17.16	\$36.47	\$16.43	\$22.98	\$24.04	\$24.36	\$9.93
TN 2-WAY CALLING PLAN PBX TRUNK - BUSINESS	UEPT2	\$21.93	\$62.56	\$17.16	\$36.47	\$16.43	\$22.98	\$24.04	\$24.36	\$9.93
TN OUTWARD CALLING PLAN PBX TRUNK - BUSINESS	UEPTO	\$21.93	\$62.56	\$17.16	\$36.47	\$16.43	\$22.98	\$24.04	\$24.36	\$9.93
2-WIRE VOICE UNBUNDLED 2-WAY COMBINATION PBX ALABAMA CALLING PORT	UEPA2	\$21.93	NA	NA	NA	NA	NA	NA	NA	NA
2-WIRE VOICE UNBUNDLED 2-WAY COMBINATION PBX LOUISIANA CALLING PORT	UEPL2	NA	NA	NA	NA	\$16.43	NA	NA	NA	NA
2-WIRE VOICE UNBUNDLED PBX LD TERMINAL PORTS	UEPLD	\$21.93	\$62.56	\$17.16	\$36.47	\$16.43	\$22.98	\$24.04	\$24.36	NA
2-WIRE VOICE UNBUNDLED 2-WAY COMBINATION PBX TENNESSEE CALLING PORT	UEPT2	NA	NA	NA	NA	NA	NA	NA	NA	\$9.93
2-WIRE VOICE UNBUNDLED 1-WAY OUTGOING PBX TENNESSEE CALLING PORT	UEPTO	NA	NA	NA	NA	NA	NA	NA	NA	\$9.93
2-WIRE VOICE UNBUNDLED 2-WAY COMBINATION PBX USAGE PORT	UEPXA	\$21.93	\$62.56	\$17.16	\$36.47	\$16.43	\$22.98	\$24.04	\$24.36	\$9.93
2-WIRE VOICE UNBUNDLED PBX TOLL TERMINAL HOTEL PORTS	UEPXB	\$21.93	\$62.56	\$17.16	\$36.47	\$16.43	\$22.98	\$24.04	\$24.36	\$9.93
2-WIRE VOICE UNBUNDLED PBX LD DDD TERMINALS PORT	UEPXC	\$21.93	\$62.56	\$17.16	\$36.47	\$16.43	\$22.98	\$24.04	\$24.36	\$9.93
2-WIRE VOICE UNBUNDLED PBX LD TERMINAL SWITCHBOARD PORT	UEPXD	\$21.93	\$62.56	\$17.16	\$36.47	\$16.43	\$22.98	\$24.04	\$24.36	\$9.93

BELLSOUTH/Xspedius RATES NETWORK ELEMENTS
AND OTHER SERVICES
PORTS

Attachment 2
Exhibit C
Rates - Page 10

DESCRIPTION	USOC	AL	FL	GA	KY	LA	MS	NC	SC	TN
2-WIRE VOICE UNBUNDLED PBX LD TERMINAL SWITCHBOARD IDD CAPABLE PORT	UEPXE	\$21.93	\$62.56	\$17.16	\$36.47	\$16.43	\$22.98	\$24.04	\$24.36	\$9.93
2-WIRE VOICE UNBUNDLED 2-WAY PBX KENTUCKY ROOM AREA CALLING PORT WITHOUT LUD	UEPXF	NA	NA	NA	\$36.47	NA	NA	NA	NA	NA
2-WIRE VOICE UNBUNDLED PBX KENTUCKY LUD AREA CALLING PORT	UEPXG	NA	NA	NA	\$36.47	NA	NA	NA	NA	NA
2-WIRE VOICE UNBUNDLED PBX KENTUCKY PREMIUM CALLING PORT	UEPXH	NA	NA	NA	\$36.47	NA	NA	NA	NA	NA
2-WIRE VOICE UNBUNDLED 2-WAY KENTUCKY AREA CALLING PORT WITHOUT LUD	UEPXJ	NA	NA	NA	\$36.47	NA	NA	NA	NA	NA
2-WIRE VOICE UNBUNDLED 2-WAY PBX LOUISIANA LOCAL OPTIONAL CALLING PORT	UEPXK	NA	NA	NA	NA	\$16.43	NA	NA	NA	NA
2-WIRE VOICE UNBUNDLED 2-WAY PBX HOTEL/HOSPITAL ECONOMY ADMINISTRATIVE CALLING PORT	UEPXL	\$21.93	\$62.56	\$17.16	\$36.47	\$16.43	\$22.98	\$24.04	\$24.36	\$9.93
2-WIRE VOICE UNBUNDLED 2-WAY PBX HOTEL/HOSPITAL ECONOMY ROOM CALLING PORT	UEPXM	\$21.93	\$62.56	\$17.16	\$36.47	\$16.43	\$22.98	\$24.04	\$24.36	\$9.93
2-WIRE VOICE UNBUNDLED 1-WAY OUTGOING PBX HOTEL/HOSPITAL ECONOMY ADMINIATRATIVE CALLING PORTTENNESSEE CALLING PORT	UEPXN	NA	NA	NA	NA	NA	NA	NA	NA	\$9.93
2-WIRE VOICE UNBUNDLED 1-WAY OUTGOING PBX HOTEL/HOSPITAL DIACOUNT ROOM CALLING PORT	UEPXO	\$21.93	\$62.56	\$17.16	\$36.47	\$16.43	\$22.98	\$24.04	\$24.36	\$9.93
2-WIRE VOICE UNBUNDLED 1-WAY OUTGOING PBX LOUISIANA LOCAL DISCOUNT CALLING PORT	UEPXP	NA	NA	NA	NA	\$16.43	NA	NA	NA	NA
2-WIRE VOICE UNBUNDLED 2-WAY PBX MISSISSIPPI LOCAL ECONOMY CALLING PORT	UEPXQ	NA	NA	NA	NA	NA	\$22.98	NA	NA	NA
2-WIRE VOICE UNBUNDLED 2-WAY PBX MISSISSIPPI LOCAL OPTIONAL CALLING PORT	UEPXR	NA	NA	NA	NA	NA	\$22.98	NA	NA	NA
2-WIRE VOICE UNBUNDLED 1-WAY OUTGOING PBXMEASURED PORT	UEPXS	\$21.93	\$62.56	\$17.16	\$36.47	\$16.43	\$22.98	\$24.04	\$24.36	\$9.93
2-WIRE VOICE UNBUNDLED 2-WAY PBX SOUTH CAROLINA AREA PLUS CALLING PORT	UEPXT	NA	NA	NA	NA	NA	NA	NA	\$24.36	NA
2-WIRE VOICE UNBUNDLED PBX COLLIERVERVILLE & MEMPHIS CALLING PORT	UEPXU	NA	NA	NA	NA	NA	NA	NA	NA	\$9.93
2-WIRE VOICE UNBUNDLED 2-WAY PBX TENNESSEE REGIONSERV CALLING PORT	UEPXV	NA	NA	NA	NA	NA	NA	NA	NA	\$9.93
Subsequent Activity	USASC	\$10.00	\$10.00	\$10.00	\$10.00	\$10.00	\$10.00	\$10.00	\$10.00	\$10.00
NRC - Add'l										
2 WIRE VOICE UNBUNDLED COMBINATION 2-WAY PBX TRUNK - Residence	UEPRD	\$21.93	\$29.70	\$17.16	\$36.47	\$16.43	\$22.98	\$21.60	\$24.36	\$9.19
LINE SIDE UNBUNDLED COMBINATION 2-WAY PBX TRUNK - BUSINESS	UEPPC	\$21.93	\$29.70	\$17.16	\$36.47	\$16.43	\$22.98	\$9.05	\$24.36	\$9.19
LINE SIDE UNBUNDLED OUTWARD PBX TRUNK - BUSINESS	UEPPO	\$21.93	\$29.70	\$17.16	\$36.47	\$16.43	\$22.98	\$9.05	\$24.36	\$9.19
LINE SIDE UNBUNDLED INCOMING PBX TRUNK - BUSINESS	UEPP1	\$21.93	\$29.70	\$17.16	\$36.47	\$16.43	\$22.98	\$9.05	\$24.36	\$9.19
LONG DISTANCE TERMINAL PBX TRUNK-BUSINESS	UEPLD	\$21.93	\$29.70	\$17.16	\$36.47	\$16.43	\$22.98	\$9.05	\$24.36	\$9.19
TN 2-WAY CALLING PLAN PBX TRUNK - BUSINESS	UEPT2	\$21.93	\$29.70	\$17.16	\$36.47	\$16.43	\$22.98	\$9.05	\$24.36	\$9.19
TN OUTWARD CALLING PLAN PBX TRUNK - BUSINESS	UEPTO	\$21.93	\$29.70	\$17.16	\$36.47	\$16.43	\$22.98	\$9.05	\$24.36	\$9.19
2-WIRE VOICE UNBUNDLED 2-WAY COMBINATION PBX ALABAMA CALLING PORT	UEPA2	\$21.93	NA	NA	NA	NA	NA	NA	NA	NA
2-WIRE VOICE UNBUNDLED 2-WAY COMBINATION PBX LOUISIANA CALLING PORT	UEPL2	NA	NA	NA	NA	\$16.43	NA	NA	NA	NA
2-WIRE VOICE UNBUNDLED PBX LD TERMINAL PORTS	UEPLD	\$21.93	\$29.70	\$17.16	\$36.47	\$16.43	\$22.98	\$9.05	\$24.36	\$9.19
2-WIRE VOICE UNBUNDLED 2-WAY COMBINATION PBX TENNESSEE CALLING PORT	UEPT2	NA	NA	NA	NA	NA	NA	NA	NA	\$9.19
2-WIRE VOICE UNBUNDLED 1-WAY OUTGOING PBX TENNESSEE CALLING PORT	UEPTO	NA	NA	NA	NA	NA	NA	NA	NA	\$9.19
2-WIRE VOICE UNBUNDLED 2-WAY COMBINATION PBX USAGE PORT	UEPXA	\$21.93	\$29.70	\$17.16	\$36.47	\$16.43	\$22.98	\$9.05	\$24.36	\$9.19
2-WIRE VOICE UNBUNDLED PBX TOLL TERMINAL HOTEL PORTS	UEPXB	\$21.93	\$29.70	\$17.16	\$36.47	\$16.43	\$22.98	\$9.05	\$24.36	\$9.19

BELLSOUTH/Xspedius RATES NETWORK ELEMENTS
AND OTHER SERVICES
PORTS

Attachment 2
Exhibit C
Rates - Page 11

DESCRIPTION	USOC	AL	FL	GA	KY	LA	MS	NC	SC	TN
2-WIRE VOICE UNBUNDLED PBX LD DDD TERMINALS PORT	UEPXC	\$21.93	\$29.70	\$17.16	\$36.47	\$16.43	\$22.98	\$9.05	\$24.36	\$9.19
2-WIRE VOICE UNBUNDLED PBX LD TERMINAL SWITCHBOARD PORT	UEPXD	\$21.93	\$29.70	\$17.16	\$36.47	\$16.43	\$22.98	\$9.05	\$24.36	\$9.19
2-WIRE VOICE UNBUNDLED PBX LD TERMINAL SWITCHBOARD IDD CAPABLE PORT	UEPXE	\$21.93	\$29.70	\$17.16	\$36.47	\$16.43	\$22.98	\$9.05	\$24.36	\$9.19
2-WIRE VOICE UNBUNDLED 2-WAY PBX KENTUCKY ROOM AREA CALLING PORT WITHOUT LUD	UEPXF	NA	NA	NA	\$36.47	NA	NA	NA	NA	NA
2-WIRE VOICE UNBUNDLED PBX KENTUCKY LUD AREA CALLING PORT	UEPXG	NA	NA	NA	\$37.47	NA	NA	NA	NA	NA
2-WIRE VOICE UNBUNDLED PBX KENTUCKY PREMIUM CALLING PORT	UEPXH	NA	NA	NA	\$38.47	NA	NA	NA	NA	NA
2-WIRE VOICE UNBUNDLED 2-WAY KENTUCKY AREA CALLING PORT WITHOUT LUD	UEPXJ	NA	NA	NA	\$39.47	NA	NA	NA	NA	NA
2-WIRE VOICE UNBUNDLED 2-WAY PBX LOUISIANA LOCAL OPTIONAL CALLING PORT	UEP XK	NA	NA	NA	NA	\$16.43	NA	NA	NA	NA
2-WIRE VOICE UNBUNDLED 2-WAY PBX HOTEL/HOSPITAL ECONOMY ADMINISTRATIVE CALLING PORT	UEPXL	\$21.93	\$29.70	\$17.16	\$36.47	\$16.43	\$22.98	\$9.05	\$24.36	\$9.19
2-WIRE VOICE UNBUNDLED 2-WAY PBX HOTEL/HOSPITAL ECONOMY ROOM CALLING PORT	UEPXM	\$21.93	\$29.70	\$17.16	\$36.47	\$16.43	\$22.98	\$9.05	\$24.36	\$9.19
2-WIRE VOICE UNBUNDLED 1-WAY OUTGOING PBX HOTEL/HOSPITAL ECONOMY ADMINISTRATIVE CALLING PORT TENNESSEE CALLING PORT	UEP XN	NA	NA	NA	NA	NA	NA	NA	NA	\$9.19
2-WIRE VOICE UNBUNDLED 1-WAY OUTGOING PBX HOTEL/HOSPITAL DISCOUNT ROOM CALLING PORT	UEP XO	\$21.93	\$29.70	\$17.16	\$36.47	\$16.43	\$22.98	\$9.05	\$24.36	\$9.19
2-WIRE VOICE UNBUNDLED 1-WAY OUTGOING PBX LOUISIANA LOCAL DISCOUNT CALLING PORT	UEP XP	NA	NA	NA	NA	\$16.43	NA	NA	NA	NA
2-WIRE VOICE UNBUNDLED 2-WAY PBX MISSISSIPPI LOCAL ECONOMY CALLING PORT	UEP XQ	NA	NA	NA	NA	NA	\$22.98	NA	NA	NA
2-WIRE VOICE UNBUNDLED 2-WAY PBX MISSISSIPPI LOCAL OPTIONAL CALLING PORT	UEP XR	NA	NA	NA	NA	NA	\$22.98	NA	NA	NA
2-WIRE VOICE UNBUNDLED 1-WAY OUTGOING PBX MEASURED PORT	UEP XS	\$21.93	\$29.70	\$17.16	\$36.47	\$16.43	\$22.98	\$9.05	\$24.36	\$9.19
2-WIRE VOICE UNBUNDLED 2-WAY PBX SOUTH CAROLINA AREA PLUS CALLING PORT	UEP XT	NA	NA	NA	NA	NA	NA	NA	\$24.36	NA
2-WIRE VOICE UNBUNDLED PBX COLLIERVERVILLE & MEMPHIS CALLING PORT	UEP XU	NA	NA	NA	NA	NA	NA	NA	NA	\$9.19
2-WIRE VOICE UNBUNDLED 2-WAY PBX TENNESSEE REGIONSERV CALLING PORT	UEP XV	NA	NA	NA	NA	NA	NA	NA	NA	\$9.19
NRC - Disconnect Charge - 1st										
2 WIRE VOICE UNBUNDLED COMBINATION 2-WAY PBX TRUNK - Residence	UEPRD	\$6.21	\$26.37	NA	NA	\$3.77	\$6.56	NA	NA	\$3.66
LINE SIDE UNBUNDLED COMBINATION 2-WAY PBX TRUNK - BUSINESS	UEPPC	\$6.21	\$26.37	NA	NA	\$3.77	\$6.56	NA	NA	\$3.66
LINE SIDE UNBUNDLED OUTWARD PBX TRUNK - BUSINESS	UEPPO	\$6.21	\$26.37	NA	NA	\$3.77	\$6.56	NA	NA	\$3.66
LINE SIDE UNBUNDLED INCOMING PBX TRUNK - BUSINESS	UEPP1	\$6.21	\$26.37	NA	NA	\$3.77	\$6.56	NA	NA	\$3.66
LONG DISTANCE TERMINAL PBX TRUNK-BUSINESS	UEPLD	\$6.21	\$26.37	NA	NA	\$3.77	\$6.56	NA	NA	\$3.66
TN 2-WAY CALLING PLAN PBX TRUNK - BUSINESS	UEPT2	\$6.21	\$26.37	NA	NA	\$3.77	\$6.56	NA	NA	\$3.66
TN OUTWARD CALLING PLAN PBX TRUNK - BUSINESS	UEPTO	\$6.21	\$26.37	NA	NA	\$3.77	\$6.56	NA	NA	\$3.66
2-WIRE VOICE UNBUNDLED 2-WAY COMBINATION PBX ALABAMA CALLING PORT	UEPA2	\$6.21	NA	NA	NA	NA	NA	NA	NA	NA
2-WIRE VOICE UNBUNDLED 2-WAY COMBINATION PBX LOUISIANA CALLING PORT	UEPL2	NA	NA	NA	NA	\$3.77	NA	NA	NA	NA
2-WIRE VOICE UNBUNDLED PBX LD TERMINAL PORTS	UEPLD	\$6.21	\$26.37	NA	NA	\$3.77	\$6.56	NA	NA	\$3.66
2-WIRE VOICE UNBUNDLED 2-WAY COMBINATION PBX TENNESSEE CALLING PORT	UEPT2	NA	NA	NA	NA	NA	NA	NA	NA	\$3.66
2-WIRE VOICE UNBUNDLED 1-WAY OUTGOING PBX TENNESSEE CALLING PORT	UEPTO	NA	NA	NA	NA	NA	NA	NA	NA	\$3.66
2-WIRE VOICE UNBUNDLED 2-WAY COMBINATION PBX USAGE PORT	UEPXA	\$6.21	\$26.37	NA	NA	\$3.77	\$6.56	NA	NA	\$3.66
2-WIRE VOICE UNBUNDLED PBX TOLL TERMINAL HOTEL PORTS	UEPXB	\$6.21	\$26.37	NA	NA	\$3.77	\$6.56	NA	NA	\$3.66

BELLSOUTH/Xspedius RATES NETWORK ELEMENTS
AND OTHER SERVICES
PORTS

Attachment 2
Exhibit C
Rates - Page 12

DESCRIPTION	USOC	AL	FL	GA	KY	LA	MS	NC	SC	TN
2-WIRE VOICE UNBUNDLED PBX LD DDD TERMINALS PORT	UEPXC	\$6.21	\$26.37	NA	NA	\$3.77	\$6.56	NA	NA	\$3.66
2-WIRE VOICE UNBUNDLED PBX LD TERMINAL SWITCHBOARD PORT	UEPXD	\$6.21	\$26.37	NA	NA	\$3.77	\$6.56	NA	NA	\$3.66
2-WIRE VOICE UNBUNDLED PBX LD TERMINAL SWITCHBOARD IDD CAPABLE PORT	UEPXE	\$6.21	\$26.37	NA	NA	\$3.77	\$6.56	NA	NA	\$3.66
2-WIRE VOICE UNBUNDLED 2-WAY PBX KENTUCKY ROOM AREA CALLING PORT WITHOUT LUD	UEPXF	NA	NA	NA	NA	NA	NA	NA	NA	NA
2-WIRE VOICE UNBUNDLED PBX KENTUCKY LUD AREA CALLING PORT	UEPXG	NA	NA	NA	NA	NA	NA	NA	NA	NA
2-WIRE VOICE UNBUNDLED PBX KENTUCKY PREMIUM CALLING PORT	UEPXH	NA	NA	NA	NA	NA	NA	NA	NA	NA
2-WIRE VOICE UNBUNDLED 2-WAY KENTUCKY AREA CALLING PORT WITHOUT LUD	UEPXJ	NA	NA	NA	NA	NA	NA	NA	NA	NA
2-WIRE VOICE UNBUNDLED 2-WAY PBX LOUISIANA LOCAL OPTIONAL CALLING PORT	UEP XK	NA	NA	NA	NA	\$3.77	NA	NA	NA	NA
2-WIRE VOICE UNBUNDLED 2-WAY PBX HOTEL/HOSPITAL ECONOMY ADMINISTRATIVE CALLING PORT	UEPXL	\$6.21	\$26.37	NA	NA	\$3.77	\$6.56	NA	NA	\$3.66
2-WIRE VOICE UNBUNDLED 2-WAY PBX HOTEL/HOSPITAL ECONOMY ROOM CALLING PORT	UEPXM	\$6.21	\$26.37	NA	NA	\$3.77	\$6.56	NA	NA	\$3.66
2-WIRE VOICE UNBUNDLED 1-WAY OUTGOING PBX HOTEL/HOSPITAL ECONOMY ADMINISTRATIVE CALLING PORT TENNESSEE CALLING PORT	UEPXN	NA	\$26.37	NA	NA	NA	NA	NA	NA	\$3.66
2-WIRE VOICE UNBUNDLED 1-WAY OUTGOING PBX HOTEL/HOSPITAL DISCOUNT ROOM CALLING PORT	UEPXO	\$6.21	\$26.37	NA	NA	\$3.77	\$6.56	NA	NA	\$3.66
2-WIRE VOICE UNBUNDLED 1-WAY OUTGOING PBX LOUISIANA LOCAL DISCOUNT CALLING PORT	UEPXP	\$6.21	NA	NA	NA	\$3.77	\$6.56	NA	NA	NA
2-WIRE VOICE UNBUNDLED 2-WAY PBX MISSISSIPPI LOCAL ECONOMY CALLING PORT	UEPXQ	NA	NA	NA	NA	NA	\$6.56	NA	NA	NA
2-WIRE VOICE UNBUNDLED 2-WAY PBX MISSISSIPPI LOCAL OPTIONAL CALLING PORT	UEPXR	NA	NA	NA	NA	NA	\$6.56	NA	NA	NA
2-WIRE VOICE UNBUNDLED 1-WAY OUTGOING PBX MEASURED PORT	UEPXS	\$6.21	\$26.37	NA	NA	\$3.77	\$6.56	NA	NA	\$3.66
2-WIRE VOICE UNBUNDLED 2-WAY PBX SOUTH CAROLINA AREA PLUS CALLING PORT	UEPXT	NA	NA	NA	NA	NA	NA	NA	NA	NA
2-WIRE VOICE UNBUNDLED PBX COLLIERVILLE & MEMPHIS CALLING PORT	UEPXU	NA	NA	NA	NA	NA	NA	NA	NA	\$3.66
2-WIRE VOICE UNBUNDLED 2-WAY PBX TENNESSEE REGIONSERV CALLING PORT	UEP XV	NA	NA	NA	NA	NA	NA	NA	NA	\$3.66
NRC - Disconnect Charge - Add'l										
2 WIRE VOICE UNBUNDLED COMBINATION 2-WAY PBX TRUNK - Residence	UEPRD	\$6.21	\$1.69	NA	NA	\$3.77	\$6.56	NA	NA	\$2.92
LINE SIDE UNBUNDLED COMBINATION 2-WAY PBX TRUNK - BUSINESS	UEPPC	\$6.21	\$1.69	NA	NA	\$3.77	\$6.56	NA	NA	\$2.92
LINE SIDE UNBUNDLED OUTWARD PBX TRUNK - BUSINESS	UEPPO	\$6.21	\$1.69	NA	NA	\$3.77	\$6.56	NA	NA	\$2.92
LINE SIDE UNBUNDLED INCOMING PBX TRUNK - BUSINESS	UEPP1	\$6.21	\$1.69	NA	NA	\$3.77	\$6.56	NA	NA	\$2.92
LONG DISTANCE TERMINAL PBX TRUNK-BUSINESS	UEPLD	\$6.21	\$1.69	NA	NA	\$3.77	\$6.56	NA	NA	\$2.92
TN 2-WAY CALLING PLAN PBX TRUNK - BUSINESS	UEPT2	\$6.21	\$1.69	NA	NA	\$3.77	\$6.56	NA	NA	\$2.92
TN OUTWARD CALLING PLAN PBX TRUNK - BUSINESS	UEPTO	\$6.21	\$1.69	NA	NA	\$3.77	\$6.56	NA	NA	\$2.92
2-WIRE VOICE UNBUNDLED 2-WAY COMBINATION PBX ALABAMA CALLING PORT	UEPA2	\$6.21	NA	NA	NA	NA	NA	NA	NA	NA
2-WIRE VOICE UNBUNDLED 2-WAY COMBINATION PBX LOUISIANA CALLING PORT	UEPL2	NA	NA	NA	NA	\$3.77	NA	NA	NA	NA
2-WIRE VOICE UNBUNDLED PBX LD TERMINAL PORTS	UEPLD	\$6.21	\$1.69	NA	NA	\$3.77	\$6.56	NA	NA	\$2.92
2-WIRE VOICE UNBUNDLED 2-WAY COMBINATION PBX TENNESSEE CALLING PORT	UEPT2	NA	NA	NA	NA	NA	NA	NA	NA	\$2.92
2-WIRE VOICE UNBUNDLED 1-WAY OUTGOING PBX TENNESSEE CALLING PORT	UEPTO	NA	NA	NA	NA	NA	NA	NA	NA	\$2.92
2-WIRE VOICE UNBUNDLED 2-WAY COMBINATION PBX USAGE PORT	UEPXA	\$6.21	\$1.69	NA	NA	\$3.77	\$6.56	NA	NA	\$2.92
2-WIRE VOICE UNBUNDLED PBX TOLL TERMINAL HOTEL PORTS	UEPXB	\$6.21	\$1.69	NA	NA	\$3.77	\$6.56	NA	NA	\$2.92

BELLSOUTH/Xspedius RATES NETWORK ELEMENTS
AND OTHER SERVICES
PORTS

Attachment 2
Exhibit C
Rates - Page 13

DESCRIPTION	USOC	AL	FL	GA	KY	LA	MS	NC	SC	TN
2-WIRE VOICE UNBUNDLED PBX LD DDD TERMINALS PORT	UEPXC	\$6.21	\$1.69	NA	NA	\$3.77	\$6.56	NA	NA	\$2.92
2-WIRE VOICE UNBUNDLED PBX LD TERMINAL SWITCHBOARD PORT	UEPXD	\$6.21	\$1.69	NA	NA	\$3.77	\$6.56	NA	NA	\$2.92
2-WIRE VOICE UNBUNDLED PBX LD TERMINAL SWITCHBOARD IDD CAPABLE PORT	UEPXE	\$6.21	\$1.69	NA	NA	\$3.77	\$6.56	NA	NA	\$2.92
2-WIRE VOICE UNBUNDLED 2-WAY PBX KENTUCKY ROOM AREA CALLING PORT WITHOUT LUD	UEPXF	NA	NA	NA	NA	NA	NA	NA	NA	NA
2-WIRE VOICE UNBUNDLED PBX KENTUCKY LUD AREA CALLING PORT	UEPXG	NA	NA	NA	NA	NA	NA	NA	NA	NA
2-WIRE VOICE UNBUNDLED PBX KENTUCKY PREMIUM CALLING PORT	UEPXH	NA	NA	NA	NA	NA	NA	NA	NA	NA
2-WIRE VOICE UNBUNDLED 2-WAY KENTUCKY AREA CALLING PORT WITHOUT LUD	UEPXJ	NA	NA	NA	NA	NA	NA	NA	NA	NA
2-WIRE VOICE UNBUNDLED 2-WAY PBX LOUISIANA LOCAL OPTIONAL CALLING PORT	UEPXK	NA	NA	NA	NA	\$3.77	NA	NA	NA	NA
2-WIRE VOICE UNBUNDLED 2-WAY PBX HOTEL/HOSPITAL ECONOMY ADMINISTRATIVE CALLING PORT	UEPXL	\$6.21	\$1.69	NA	NA	\$3.77	\$6.56	NA	NA	\$2.92
2-WIRE VOICE UNBUNDLED 2-WAY PBX HOTEL/HOSPITAL ECONOMY ROOM CALLING PORT	UEPXM	\$6.21	\$1.69	NA	NA	\$3.77	\$6.56	NA	NA	\$2.92
2-WIRE VOICE UNBUNDLED 1-WAY OUTGOING PBX HOTEL/HOSPITAL ECONOMY ADMINIATRATIVE CALLING PORTTENNESSEE CALLING PORT	UEPXN	NA	NA	NA	NA	NA	NA	NA	NA	\$2.92
2-WIRE VOICE UNBUNDLED 1-WAY OUTGOING PBX HOTEL/HOSPITAL DIACOUNT ROOM CALLING PORT	UEPXO	\$6.21	\$1.69	NA	NA	\$3.77	\$6.56	NA	NA	\$2.92
2-WIRE VOICE UNBUNDLED 1-WAY OUTGOING PBX LOUISIANA LOCAL DISCOUNT CALLING PORT	UEPXP	\$6.21	NA	NA	NA	\$3.77	\$6.56	NA	NA	NA
2-WIRE VOICE UNBUNDLED 2-WAY PBX MISSISSIPPI LOCAL ECONOMY CALLING PORT	UEPXQ	NA	NA	NA	NA	NA	\$6.56	NA	NA	NA
2-WIRE VOICE UNBUNDLED 2-WAY PBX MISSISSIPPI LOCAL OPTIONAL CALLING PORT	UEPXR	NA	NA	NA	NA	NA	\$6.56	NA	NA	NA
2-WIRE VOICE UNBUNDLED 1-WAY OUTGOING PBXMEASURED PORT	UEPXS	\$6.21	\$1.69	NA	NA	\$3.77	\$6.56	NA	NA	\$2.92
2-WIRE VOICE UNBUNDLED 2-WAY PBX SOUTH CAROLINA AREA PLUS CALLING PORT	UEPXT	NA	NA	NA	NA	NA	NA	NA	NA	NA
2-WIRE VOICE UNBUNDLED PBX COLLIERVERVILLE & MEMPHIS CALLING PORT	UEPXU	NA	NA	NA	NA	NA	NA	NA	NA	\$2.92
2-WIRE VOICE UNBUNDLED 2-WAY PBX TENNESSEE REGIONSERV CALLING PORT	UEPXV	NA	NA	NA	NA	NA	NA	NA	NA	\$2.92
NRC - OSS										
NRC - OSS LSR Charge, Electronic, per LSR received from the CLEC by one of the OSS interactive interfaces	SOME C	\$3.50	\$2.75	\$3.50	\$3.50	\$3.50	\$3.50	\$3.50	\$3.50	\$3.50
NRC - Incremental Charge - Manual Service Order - 1st	SOMAN	\$27.37	\$21.56	\$18.94	NA	\$18.14	\$25.52	\$26.94	\$41.86	\$20.35
NRC - Incremental Charge - Manual Service Order - Add'l	SOMAN	\$12.97	\$21.56	\$8.42	NA	\$8.06	\$11.34	\$12.76	\$14.46	\$10.54
NRC - Incremental Charge - Manual Service Order - Disconnect - 1st	SOMAN	\$17.77	\$3.84	NA	NA	\$8.94	\$16.06	NA	NA	\$13.32
NRC - Incremental Charge - Manual Service Order - Disconnect - Add'l	SOMAN	\$0.48	\$3.84	NA	NA	NA	NA	NA	NA	\$1.40
2-Wire Analog Hunting, per line per month	HTGUX	See features	NA	NA	\$0.29	NA	See features	NA	See features	NA
NRC - 1st	HTGUX	See features	NA	NA	\$2.14	NA	See features	NA	See features	NA
NRC - Add'l	HTGUX	See features	NA	NA	\$2.14	NA	See features	NA	See features	NA
Coin Port, per month		\$2.34	\$1.62	\$2.05	\$3.04	\$2.50	\$2.32	NA	\$2.77	\$2.16
NRC - 1st		\$21.93	\$4.76	\$17.16	\$40.71	\$16.43	\$22.98	NA	\$24.75	\$9.93
NRC - Add'l		\$21.93	\$4.54	\$17.16	\$40.71	\$16.43	\$22.98	NA	\$24.75	\$9.19
NRC - Disconnect Charge - 1st		\$5.21	\$2.76	NA	NA	\$4.15	\$6.56	NA	NA	\$3.66
NRC - Disconnect Charge - Add'l		\$5.21	\$2.59	NA	NA	\$4.15	\$6.56	NA	NA	\$2.92
NRC - Incremental Charge - Manual Service Order - 1st	SOMAN	\$25.93	\$21.56	\$18.94	NA	\$18.14	\$25.52	NA	\$43.48	\$20.35
NRC - Incremental Charge - Manual Service Order - Add'l	SOMAN	\$12.97	\$21.56	\$8.42	NA	\$8.06	\$11.34	NA	\$14.57	\$10.54

BELLSOUTH/Xspedius RATES NETWORK ELEMENTS
AND OTHER SERVICES
PORTS

Attachment 2
Exhibit C
Rates - Page 14

DESCRIPTION	USOC	AL	FL	GA	KY	LA	MS	NC	SC	TN
NRC - Incremental Charge - Manual Service Order - Disconnect - 1st	SOMAN	\$16.33	\$3.84	NA	NA	\$9.86	\$16.06	NA	NA	\$13.32
NRC - Incremental Charge - Manual Service Order - Disconnect - Add'l	SOMAN	\$0.48	\$3.84	NA	NA	NA	NA	NA	NA	\$1.40
VERTICAL FEATURES										
Local Switching Features offered with Port, Per month	N/A	NA	No add'l charge	NA	No add'l charge	\$8.28	NA	NA	See above	NA
Three-Way Calling, per month		\$1.12	NA	NA	NA	NA	\$1.32	\$0.89	\$1.10	NA
NRC		\$1.03	NA	NA	NA	NA	\$1.02	\$1.51	\$1.51	NA
NRC - Disconnect		\$0.55	NA	NA	NA	NA	\$0.5466	NA	NA	NA
Customer Changeable Speed Calling, per month		\$0.08	NA	NA	NA	NA	\$0.0755	\$0.17	\$0.1247	NA
NRC		\$1.03	NA	NA	NA	NA	\$1.02	\$1.51	\$1.51	NA
NRC - Disconnect		\$0.55	NA	NA	NA	NA	\$0.5466	NA	NA	NA
Call Waiting		\$0.03	NA	NA	NA	NA	\$0.033	\$0.09	\$0.0665	NA
NRC		\$1.03	NA	NA	NA	NA	\$1.02	\$1.51	\$1.51	NA
NRC - Disconnect		\$0.55	NA	NA	NA	NA	\$0.5466	NA	NA	NA
Remote Activation of Call Forwarding, per month		\$0.18	NA	NA	NA	NA	\$0.4859	\$0.85	\$0.3743	NA
NRC		\$1.03	NA	NA	NA	NA	\$1.02	\$1.51	\$1.51	NA
NRC - Disconnect		\$0.55	NA	NA	NA	NA	\$0.5466	NA	NA	NA
Cancel Call Waiting, per month		\$0.01	NA	NA	NA	NA	\$0.0082	\$0.01	\$0.0099	NA
NRC		\$1.03	NA	NA	NA	NA	\$1.02	\$1.51	\$1.51	NA
NRC - Disconnect		\$0.55	NA	NA	NA	NA	\$0.5466	NA	NA	NA
Automatic Callback, per month		\$0.29	NA	NA	NA	NA	\$0.9977	\$0.66	\$0.8015	NA
NRC		\$1.03	NA	NA	NA	NA	\$1.02	\$1.51	\$1.51	NA
NRC - Disconnect		\$0.55	NA	NA	NA	NA	\$0.5466	NA	NA	NA
Automatic Recall, per month		\$0.28	NA	NA	NA	NA	\$0.3164	\$0.29	\$0.3102	NA
NRC		\$1.03	NA	NA	NA	NA	\$1.02	\$1.51	\$1.51	NA
NRC - Disconnect		\$0.55	NA	NA	NA	NA	\$0.5466	NA	NA	NA
Calling Number Delivery, per month		\$0.22	NA	NA	NA	NA	\$0.1817	\$0.33	\$0.3272	NA
NRC		\$1.03	NA	NA	NA	NA	\$1.02	\$1.51	\$1.51	NA
NRC - Disconnect		\$0.55	NA	NA	NA	NA	\$0.5466	NA	NA	NA
Calling Number Delivery Blocking, per month		\$1.17	NA	NA	NA	NA	\$0.9913	\$0.02	\$0.3684	NA
NRC		\$1.03	NA	NA	NA	NA	\$1.02	\$1.51	\$1.51	NA
NRC - Disconnect		\$0.55	NA	NA	NA	NA	\$0.5466	NA	NA	NA
Customer Originated Trace, per month		\$0.14	NA	NA	NA	NA	\$0.1918	\$0.14	\$0.1402	NA
NRC		\$1.03	NA	NA	NA	NA	\$1.02	\$1.51	\$1.51	NA
NRC - Disconnect		\$0.55	NA	NA	NA	NA	\$0.5466	NA	NA	NA
Selective Call Rejection, per month		\$0.13	NA	NA	NA	NA	\$0.1721	\$0.13	\$0.1528	NA
NRC		\$1.03	NA	NA	NA	NA	\$1.02	\$1.51	\$1.51	NA
NRC - Disconnect		\$0.55	NA	NA	NA	NA	\$0.5466	NA	NA	NA
Selective Call Forwarding, per month		\$0.05	NA	NA	NA	NA	\$0.1050	\$0.28	\$0.1287	NA
NRC		\$1.03	NA	NA	NA	NA	\$1.02	\$1.51	\$1.51	NA
NRC - Disconnect		\$0.55	NA	NA	NA	NA	\$0.5466	NA	NA	NA
Selective Call Acceptance, per month		\$0.29	NA	NA	NA	NA	\$0.4010	\$0.33	\$0.3283	NA
NRC		\$1.03	NA	NA	NA	NA	\$1.02	\$1.51	\$1.51	NA
NRC - Disconnect		\$0.55	NA	NA	NA	NA	\$0.5466	NA	NA	NA
Multiline Hunt Service (Rotary)										
Service per line, (in addition to port) , per month		\$0.11	NA	NA	NA	NA	\$0.1271	\$0.14	\$0.1301	NA
NRC		\$1.03	NA	NA	NA	NA	\$1.02	\$1.51	\$1.51	NA
NRC - Disconnect		\$0.55	NA	NA	NA	NA	\$0.5466	NA	NA	NA
Call Forwarding Variable, per month		\$0.05	NA	NA	NA	NA	\$0.0474	\$0.10	\$0.0768	NA
NRC		\$1.03	NA	NA	NA	NA	\$1.02	\$1.51	\$1.51	NA
NRC - Disconnect		\$0.55	NA	NA	NA	NA	\$0.5466	NA	NA	NA
Call Forwarding Busy Line, per month		\$0.03	NA	NA	NA	NA	\$0.0279	\$0.08	\$0.0603	NA
NRC		\$1.03	NA	NA	NA	NA	\$1.02	\$1.51	\$1.51	NA

BELLSOUTH/Xspedius RATES NETWORK ELEMENTS
AND OTHER SERVICES
PORTS

Attachment 2
Exhibit C
Rates - Page 15

DESCRIPTION	USOC	AL	FL	GA	KY	LA	MS	NC	SC	TN
NRC - Disconnect		\$0.55	NA	NA	NA	NA	\$0.5466	NA	NA	NA
Call Forwarding Don't Answer All Calls, per month		\$0.03	NA	NA	NA	NA	\$0.0308	\$0.09	\$0.0655	NA
NRC		\$1.03	NA	NA	NA	NA	\$1.02	\$1.51	\$1.51	NA
NRC - Disconnect		\$0.55	NA	NA	NA	NA	\$0.5466	NA	NA	NA
Remote Call Forwarding, per month		\$1.36	NA	NA	NA	NA	\$1.47	\$0.95	\$1.41	NA
NRC		\$1.03	NA	NA	NA	NA	\$1.02	\$1.51	\$1.51	NA
NRC - Disconnect		\$0.55	NA	NA	NA	NA	\$0.5466	NA	NA	NA
Call Transfer, per month		\$0.12	NA	NA	NA	NA	\$0.1404	\$0.14	\$0.1392	NA
NRC		\$1.03	NA	NA	NA	NA	\$1.02	\$1.51	\$1.51	NA
NRC - Disconnect		\$0.55	NA	NA	NA	NA	\$0.5466	NA	NA	NA
Call Hold, per month		\$0.03	NA	NA	NA	NA	\$0.0190	\$0.15	\$0.0677	NA
NRC		\$1.03	NA	NA	NA	NA	\$1.02	\$1.51	\$1.51	NA
NRC - Disconnect		\$0.55	NA	NA	NA	NA	\$0.5466	NA	NA	NA
Toll Restricted Service, per month		\$0.04	NA	NA	NA	NA	\$0.0387	\$0.10	\$0.0743	NA
NRC		\$1.03	NA	NA	NA	NA	\$1.02	\$1.51	\$1.51	NA
NRC - Disconnect		\$0.55	NA	NA	NA	NA	\$0.5466	NA	NA	NA
Message Waiting Indicator - Stutter Dial Tone, per month		\$0.03	NA	NA	NA	NA	\$0.0356	\$0.03	\$0.0318	NA
NRC		\$1.03	NA	NA	NA	NA	\$1.02	\$1.51	\$1.51	NA
NRC - Disconnect		\$0.55	NA	NA	NA	NA	\$0.5466	NA	NA	NA
Anonymous Call Rejection, per month		\$0.93	NA	NA	NA	NA	\$0.9519	\$1.29	\$1.13	NA
NRC		\$1.03	NA	NA	NA	NA	\$1.02	\$1.51	\$1.51	NA
NRC - Disconnect		\$0.55	NA	NA	NA	NA	\$0.5466	NA	NA	NA
Shared Call Appearances of a DN, per month		\$0.41	NA	NA	NA	NA	\$0.5015	\$0.29	\$0.3513	NA
NRC		\$1.03	NA	NA	NA	NA	\$1.02	\$1.47	\$1.47	NA
NRC - Disconnect		\$0.55	NA	NA	NA	NA	\$0.5466	NA	NA	NA
Multiple Call Appearances, per month		\$0.09	NA	NA	NA	NA	\$0.0932	\$0.07	\$0.0891	NA
NRC		\$1.03	NA	NA	NA	NA	\$1.02	\$1.47	\$1.47	NA
NRC - Disconnect		\$0.55	NA	NA	NA	NA	\$0.5466	NA	NA	NA
ISDN Bridged Call Exclusion, per month		\$0.00	NA	NA	NA	NA	\$0.0013	\$0.0011	\$0.0013	NA
NRC		\$1.03	NA	NA	NA	NA	\$1.02	\$1.47	\$1.47	NA
NRC - Disconnect		\$0.55	NA	NA	NA	NA	\$0.5466	NA	NA	NA
Call by Call Access, per month		\$28.29	NA	NA	NA	NA	\$50.89	\$19.83	\$0.3621	NA
NRC		\$28.94	NA	NA	NA	NA	\$28.61	\$33.33	\$33.36	NA
NRC - Disconnect		\$5.22	NA	NA	NA	NA	\$5.16	NA	NA	NA
Privacy Release, per month		\$0.01	NA	NA	NA	NA	\$0.0030	\$0.0041	\$0.0116	NA
NRC		\$1.03	NA	NA	NA	NA	\$1.02	\$1.51	\$1.51	NA
NRC - Disconnect		\$0.55	NA	NA	NA	NA	\$0.5466	NA	NA	NA
Multi Appearance Directory Number Calls, per month		\$0.10	NA	NA	NA	NA	\$0.1115	\$0.13	\$0.1048	NA
NRC		\$1.03	NA	NA	NA	NA	\$1.02	\$1.51	\$1.51	NA
NRC - Disconnect		\$0.55	NA	NA	NA	NA	\$0.5466	NA	NA	NA
Make Set Busy, per month		\$0.01	NA	NA	NA	NA	\$0.0013	\$0.0020	\$0.0101	NA
NRC		\$1.03	NA	NA	NA	NA	\$1.02	\$1.51	\$1.51	NA
NRC - Disconnect		\$0.55	NA	NA	NA	NA	\$0.5466	NA	NA	NA
Teen Service (Res. Dist. Alerting Service), per month		\$0.15	NA	NA	NA	NA	\$0.1071	\$0.26	\$0.2149	NA
NRC		\$1.03	NA	NA	NA	NA	\$1.02	\$1.51	\$1.51	NA
NRC - Disconnect		\$0.55	NA	NA	NA	NA	\$0.5466	NA	NA	NA
Code Restriction and Diversion, per month		\$0.04	NA	NA	NA	NA	\$0.0464	\$0.09	\$0.0708	NA
NRC		\$1.03	NA	NA	NA	NA	\$1.02	\$1.51	\$1.51	NA
NRC - Disconnect		\$0.55	NA	NA	NA	NA	\$0.5466	NA	NA	NA
Call Park, per month		\$0.04	NA	NA	NA	NA	\$0.0443	\$0.09	\$0.0694	NA
NRC		\$1.03	NA	NA	NA	NA	\$1.02	\$1.51	\$1.51	NA
NRC - Disconnect		\$0.55	NA	NA	NA	NA	\$0.5466	NA	NA	NA
Automatic Line, per month		\$0.09	NA	NA	NA	NA	\$0.1111	\$0.14	\$0.1179	NA
NRC		\$1.03	NA	NA	NA	NA	\$1.02	\$1.51	\$1.51	NA

BELLSOUTH/Xspedius RATES NETWORK ELEMENTS
AND OTHER SERVICES
PORTS

Attachment 2
Exhibit C
Rates - Page 16

DESCRIPTION	USOC	AL	FL	GA	KY	LA	MS	NC	SC	TN
NRC - Disconnect		\$0.55	NA	NA	NA	NA	\$0.5466	NA	NA	NA
2-WIRE ISDN BRI FEATURES										
Shared Primary Number-First Appr On Each Add'l Terminal	DS1FJ	TBD	TBD	TBD	TBD	TBD	TBD	TBD	TBD	TBD
Secondary Only Dn (Shared/Non-Shared) First Appearance	LLDSF	TBD	TBD	TBD	TBD	TBD	TBD	TBD	TBD	TBD
Shared Secondary Only Dn-First Appr On Each Add'l Term	DS1F1	TBD	TBD	TBD	TBD	TBD	TBD	TBD	TBD	TBD
Shared Non-ISDN DN	DOE	TBD	TBD	TBD	TBD	TBD	TBD	TBD	TBD	TBD
Privacy Release	DS1FU	TBD	TBD	TBD	TBD	TBD	TBD	TBD	TBD	TBD
Manual Exclusion	DS1FM	TBD	TBD	TBD	TBD	TBD	TBD	TBD	TBD	TBD
Call Forwarding Variable-Voice Or Voice/Data	LLNCV	TBD	TBD	TBD	TBD	TBD	TBD	TBD	TBD	TBD
Call Forwarding Variable - Data	LLOCD	TBD	TBD	TBD	TBD	TBD	TBD	TBD	TBD	TBD
Call Forwarding Variable - Feature Button - Voice	GJXCF	TBD	TBD	TBD	TBD	TBD	TBD	TBD	TBD	TBD
Call Forwarding Variable - Feature Button - Data	LLPCD	TBD	TBD	TBD	TBD	TBD	TBD	TBD	TBD	TBD
Call Forwarding Busy Line - Voice Or Voice/Data	LLQCV	TBD	TBD	TBD	TBD	TBD	TBD	TBD	TBD	TBD
Call Forwarding Busy Line - Data	LLRCD	TBD	TBD	TBD	TBD	TBD	TBD	TBD	TBD	TBD
Call Frwdng Busy Line-Prgrmmbl-Voice Or Voice/Data	M6AVA	TBD	TBD	TBD	TBD	TBD	TBD	TBD	TBD	TBD
Call Forwarding Busy Line - Programmable - Data	M6ADF	TBD	TBD	TBD	TBD	TBD	TBD	TBD	TBD	TBD
Call Forwarding Don't Answer - Voice Or Voice/Data	LLSCV	TBD	TBD	TBD	TBD	TBD	TBD	TBD	TBD	TBD
Call Forwarding Don't Answer - Data	LLUCD	TBD	TBD	TBD	TBD	TBD	TBD	TBD	TBD	TBD
Call Frwdng Don't Answer-Prgrmmble Voice Or Voice/Data	M6BVA	TBD	TBD	TBD	TBD	TBD	TBD	TBD	TBD	TBD
Call Forwarding Don't Answer - Programmable - Data	M6BDF	TBD	TBD	TBD	TBD	TBD	TBD	TBD	TBD	TBD
Call Frwdng Multiple Simultaneous - Voice Or Voice/Data	M6CV5	TBD	TBD	TBD	TBD	TBD	TBD	TBD	TBD	TBD
Call Forwarding Multiple Simultaneous - Data	M6CD5	TBD	TBD	TBD	TBD	TBD	TBD	TBD	TBD	TBD
Conference, Drop, Hold And Transfer	DS1FN	TBD	TBD	TBD	TBD	TBD	TBD	TBD	TBD	TBD
Six-Way Conference, Drop, Hold And Transfer	LLY6P	TBD	TBD	TBD	TBD	TBD	TBD	TBD	TBD	TBD
Multi-Line Hunt Group - Voice Or Voice/Data	HTG	TBD	TBD	TBD	TBD	TBD	TBD	TBD	TBD	TBD
Multi-Line Hunt Group - Data	HTGSD	TBD	TBD	TBD	TBD	TBD	TBD	TBD	TBD	TBD
Speed Calling	LLZSU	TBD	TBD	TBD	TBD	TBD	TBD	TBD	TBD	TBD
Visual Message Waiting Indicator	LLAVP	TBD	TBD	TBD	TBD	TBD	TBD	TBD	TBD	TBD
Audible Message Waiting Indicator	MWW	TBD	TBD	TBD	TBD	TBD	TBD	TBD	TBD	TBD
Additional Call Appearance, PDN Or DN	DS1FG	TBD	TBD	TBD	TBD	TBD	TBD	TBD	TBD	TBD
Call Tracing	NST	TBD	TBD	TBD	TBD	TBD	TBD	TBD	TBD	TBD
Call Return	NSS	TBD	TBD	TBD	TBD	TBD	TBD	TBD	TBD	TBD
Preferred Call Forwarding	NCE	TBD	TBD	TBD	TBD	TBD	TBD	TBD	TBD	TBD
Call Block	NSY	TBD	TBD	TBD	TBD	TBD	TBD	TBD	TBD	TBD
Repeat Dialing	NSQ	TBD	TBD	TBD	TBD	TBD	TBD	TBD	TBD	TBD
Per Line Blocking For Agencies/Law Enforcement	NOB	TBD	TBD	TBD	TBD	TBD	TBD	TBD	TBD	TBD
Per Line Blocking For Non-Pub Customers	NOBNN	TBD	TBD	TBD	TBD	TBD	TBD	TBD	TBD	TBD
Per Line Blocking For General Public	NOBPC	TBD	TBD	TBD	TBD	TBD	TBD	TBD	TBD	TBD
Per Line Blocking For Non-Pub, And Non-Listed Customer	NOBPP	TBD	TBD	TBD	TBD	TBD	TBD	TBD	TBD	TBD
Per Line Blocking For Non-Pub Customers	NOBNP	TBD	TBD	TBD	TBD	TBD	TBD	TBD	TBD	TBD
Per Line Blocking For Non-Pub Customers	NOBNR	TBD	TBD	TBD	TBD	TBD	TBD	TBD	TBD	TBD
Call Return Denial Of, Per Activation	BCR	TBD	TBD	TBD	TBD	TBD	TBD	TBD	TBD	TBD
Repeat Dialing, Denial Of, Per Activation	BRD	TBD	TBD	TBD	TBD	TBD	TBD	TBD	TBD	TBD
Automatic Line/Direct Connect	M6GN9	TBD	TBD	TBD	TBD	TBD	TBD	TBD	TBD	TBD
Make Set Busy	M6MPD	TBD	TBD	TBD	TBD	TBD	TBD	TBD	TBD	TBD
Selective Call Acceptance	M6K16	TBD	TBD	TBD	TBD	TBD	TBD	TBD	TBD	TBD
Call Park/Call Retrieve	M6HP6	TBD	TBD	TBD	TBD	TBD	TBD	TBD	TBD	TBD
Call Transfer System Exception	M6QTD	TBD	TBD	TBD	TBD	TBD	TBD	TBD	TBD	TBD
Make Set Busy - Intragroup	M6MGD	TBD	TBD	TBD	TBD	TBD	TBD	TBD	TBD	TBD
All Customized Code Restrictions	CREX+	TBD	TBD	TBD	TBD	TBD	TBD	TBD	TBD	TBD
Additional Listings	CLT	TBD	TBD	TBD	TBD	TBD	TBD	TBD	TBD	TBD
Additional Listing No Rate	FLT	TBD	TBD	TBD	TBD	TBD	TBD	TBD	TBD	TBD
Cross Reference Listing	LLT	TBD	TBD	TBD	TBD	TBD	TBD	TBD	TBD	TBD
Non-Pub Listing No Rate	NP3	TBD	TBD	TBD	TBD	TBD	TBD	TBD	TBD	TBD
Non-List Listing	NLT	TBD	TBD	TBD	TBD	TBD	TBD	TBD	TBD	TBD

BELLSOUTH/Xspedius RATES NETWORK ELEMENTS
AND OTHER SERVICES
PORTS

DESCRIPTION	USOC	AL	FL	GA	KY	LA	MS	NC	SC	TN	
Non-List Listing No Rate	NLE	TBD	TBD	TBD	TBD	TBD	TBD	TBD	TBD	TBD	
Alternate Call Listing	FNA	TBD	TBD	TBD	TBD	TBD	TBD	TBD	TBD	TBD	
Manual Service Order Charge	SOMAN	TBD	TBD	TBD	TBD	TBD	TBD	TBD	TBD	TBD	
All Selective Class Of Call Screening	SRG++	TBD	TBD	TBD	TBD	TBD	TBD	TBD	TBD	TBD	
ISDN Message Waiting Indication-Lamp, per month											
NRC		\$0.01	NA	NA	NA	NA	\$0.0105	\$0.0107	\$0.0138	NA	
NRC - Disconnect		\$1.03	NA	NA	NA	NA	\$1.02	\$1.47	\$1.47	NA	
NRC - Disconnect		\$0.55	NA	NA	NA	NA	\$0.5466	NA	NA	NA	
ISDN Feature Function Buttons											
NRC		NA	NA	NA	NA	NA	NA	NA	NA	NA	
NRC - Disconnect		\$1.03	NA	NA	NA	NA	\$1.02	\$1.51	\$1.51	NA	
NRC - Disconnect		\$0.55	NA	NA	NA	NA	\$0.5466	NA	NA	NA	
Subsequent Ordering Charge – (per order, per line)											
NRC - Electronic - 1st		NA	NA	NA	NA	NA	NA	NA	NA	NA	
NRC - Electronic - Add'l		\$2.88	NA	NA	NA	NA	\$2.84	\$5.42	\$1.36	NA	
NRC - Manual - 1st		\$0.96	NA	NA	NA	NA	\$0.95	\$0.95	\$0.71	NA	
NRC - Manual - Add'l		\$4.80	NA	NA	NA	NA	\$4.73	\$1.89	\$7.35	NA	
NRC - Disconnect		\$0.96	NA	NA	NA	NA	\$0.95	NA	\$0.95	NA	
NRC - Disconnect		\$2.88	NA	NA	NA	NA	\$2.84	NA	NA	NA	
Unbundled Port Usage Charges											
End Office Switching (Port Usage)											
End Office Switching Function, per mou	N/A	\$0.0018	\$0.0008846	\$0.0016333	\$0.002562	\$0.0021	\$0.0023771	\$0.0017000	\$0.0019295	\$0.0008	
End Office Interoffice Trunk Port—Shared, per mou	N/A	\$0.0002	\$0.0001893	\$0.0001564	NA	\$0.0002	\$0.0001927	NA	\$0.0002581	NA	
Tandem Switching (Port Usage) (Local or Access Tandem)											
Tandem Switching Function per mou	N/A	\$0.00063	\$0.0001522	\$0.0006757	\$0.001096	\$0.0008	\$0.0007834	\$0.0009	\$0.0006843	\$0.000978	
Tandem Interoffice Trunk Port - Shared per mou			\$0.0002713	\$0.0002126	NA	\$0.0003	\$0.0002834	NA	\$0.0004034	NA	
Common (Shared) Transport											
Common (Shared) Transport per mile per mou	N/A	\$0.00001	\$0.0000039	\$0.000008	\$0.0000049	\$0.0000083	\$0.0000091	\$0.00001	\$0.0000121	\$0.0000064	
Common (Shared) Transport Facilities Termination per mou	N/A	\$0.00045	\$0.0004579	\$0.0004152	\$0.000426	\$0.00047	\$0.0004281	\$0.00034	\$0.0004672	\$0.0003871	
NOTES:											
1	Interim rates subject to true-up.										
1	Port rate includes all available features.										
2	Transmission/usage charges associated with POTS circuit switched usage will also apply to circuit switched voice and/or circuit switched data transmission by B-Channels associated with 2-wire ISDN ports.										
3	Access to B Channel or D Channel Packet capabilities will be available only through BFR/New Business Request Process. Rates for the packet capabilities will be determined via the Bona Fide Request/New Business Request Process.										
4	This rate element is for those states which have a specific rate for User Profile per B Channel.										
5	This rate element is for use in those states with a different rate for additional minutes of use.										
6	Rates in TN and FL are interim and shall be trued-up when final rates are ordered.										

BELLSOUTH/Xspedius RATES
NETWORK ELEMENTS
AND OTHER SERVICES
TRANSPORT

		USOC	AL	FL	GA	KY	LA	MS	NC	SC	TN
UNBUNDLED DEDICATED TRANSPORT - Local Channel											
Local Channel - Dedicated - 2-Wire VG											
2-wire VG per mile	1L5NC	\$0.00	\$0.00	\$0.00	\$0.00	\$0.00	\$0.00	\$0.00	\$0.00	\$0.00	\$0.00
2-wire VG Monthly Recurring per month	ULDV2	\$14.61	\$29.33	\$13.91	\$22.26	\$14.94	\$17.83	\$14.83	\$16.83	\$19.02	
NRC - 2-wire VG - 1st	ULDV2	\$494.65	\$386.34	\$382.95	\$585.15	\$347.49	\$487.62	\$553.80	\$554.00	\$199.33	
NRC - 2-wire VG -Add'l	ULDV2	\$84.44	\$66.36	\$62.40	\$98.53	\$59.75	\$84.35	\$89.69	\$88.58	\$24.16	
NRC - 2-Wire VG - Disconnect Chg - 1st	ULDV2	\$77.81	\$67.91	NA	NA	\$53.68	\$77.69	NA	NA	\$54.81	
NRC - 2-Wire VG - Disconnect Chg - Add'l	ULDV2	\$7.63	\$5.92	NA	NA	\$6.60	\$8.95	NA	NA	\$4.80	
NRC - Manual Svc Order, per LSR	SOMAN	NA	\$21.56	NA	\$19.99	NA	NA	NA	NA	\$19.99	
NRC - Manual Svc Order, per LSR disconnect	SOMAN	NA	\$3.84	NA	NA	NA	NA	NA	NA	NA	
NRC - Electronic Svc Order, per LSR	SOMECE	\$3.50	\$2.75	\$3.50	\$3.50	\$3.50	\$3.50	\$3.50	\$3.50	\$3.50	
NRC - Electronic Svc Order, per LSR disconnect	SOMECE	NA	\$0.42	NA	NA	NA	NA	NA	NA	NA	
NRC - 2-Wire VG - Incremental Charge--Manual Svc Order - 1st	SOMAN	\$27.37	NA	\$18.94	\$41.46	\$18.14	\$25.50	\$42.17	\$43.75	NA	
NRC - 2-Wire VG - Incremental Charge--Manual Svc Order - Add'l	SOMAN	\$18.37	NA	\$8.42	\$11.99	\$8.06	\$11.34	\$12.76	\$13.55	NA	
NRC - 2-Wire VG - Incremental Charge--Manual Svc Order-Disconnect	SOMAN	\$17.75	NA	NA	NA	\$11.40	\$16.05	NA	NA	NA	
Local Channel - Dedicated - 2-Wire VG Rev. Bat.											
2-wire VG per mile	1L5NC	\$0.00	\$0.00	\$0.00	\$0.00	\$0.00	\$0.00	\$0.00	\$0.00	\$0.00	\$0.00
2-wire VG Monthly Recurring per month	ULDR2	\$14.61	\$29.33	\$13.91	\$22.26	\$14.94	\$17.83	\$14.83	\$16.83	\$19.02	
NRC - 2-wire VG - 1st	ULDR2	\$494.65	\$3,865.34	\$382.95	\$585.15	\$347.49	\$487.62	\$553.80	\$554.00	\$199.33	
NRC - 2-wire VG -Add'l	ULDR2	\$84.44	\$66.36	\$62.40	\$98.53	\$59.75	\$84.35	\$89.69	\$88.58	\$24.16	
NRC - 2-Wire VG - Disconnect Chg - 1st	ULDR2	\$77.81	\$67.91	NA	NA	\$53.68	\$77.69	NA	NA	\$54.81	
NRC - 2-Wire VG - Disconnect Chg - Add'l	ULDR2	\$7.63	\$5.92	NA	NA	\$6.60	\$8.95	NA	NA	\$4.80	
NRC - Manual Svc Order, per LSR	SOMAN	NA	\$21.56	NA	\$19.99	NA	NA	NA	NA	\$19.99	
NRC - Manual Svc Order, per LSR disconnect	SOMAN	NA	\$3.84	NA	NA	NA	NA	NA	NA	NA	
NRC - Electronic Svc Order, per LSR	SOMECE	\$3.50	\$2.75	\$3.50	\$3.50	\$3.50	\$3.50	\$3.50	\$3.50	\$3.50	
NRC - Electronic Svc Order, per LSR disconnect	SOMECE	NA	\$0.42	NA	NA	NA	NA	NA	NA	NA	
NRC - 2-Wire VG - Incremental Charge--Manual Svc Order - 1st	SOMAN	\$27.37	NA	\$18.94	\$41.46	\$18.14	\$25.50	\$42.17	\$43.75	NA	
NRC - 2-Wire VG - Incremental Charge--Manual Svc Order - Add'l	SOMAN	\$18.37	NA	\$8.42	\$11.99	\$8.06	\$11.34	\$12.76	\$13.55	NA	
NRC - 2-Wire VG - Incremental Charge--Manual Svc Order-Disconnect	SOMAN	\$17.75	NA	NA	NA	\$11.40	\$16.05	NA	NA	NA	
Local Channel - Dedicated - 4-Wire VG											
4-wire VG per mile	1L5NC	\$0.00	\$0.00	\$0.00	\$0.00	\$0.00	\$0.00	\$0.00	\$0.00	\$0.00	\$0.00
4-wire VG Monthly Recurring per month	ULDV4	\$15.77	\$30.50	\$14.99	\$23.38	\$16.21	\$19.03	\$15.87	\$18.05	\$20.14	
NRC - 4-Wire VG - 1st	ULDV4	\$502.43	\$387.21	\$368.44	\$585.15	\$352.75	\$495.25	\$562.23	\$562.46	\$201.53	
NRC - 4-Wire VG - Add'l	ULDV4	\$86.68	\$67.22	NA	\$98.53	\$61.33	\$86.56	\$92.67	\$91.57	\$24.83	
NRC - 4-Wire VG - Disconnect Chg - 1st	ULDV4	\$78.71	\$68.78	NA	NA	\$54.36	\$78.58	NA	NA	\$55.52	
NRC - 4-Wire VG - Disconnect Chg - Add'l	ULDV4	\$8.53	\$6.79	NA	NA	\$7.28	\$9.84	NA	NA	\$5.51	
NRC - Manual Svc Order, per LSR	SOMAN	NA	\$21.56	NA	\$19.99	NA	NA	NA	NA	\$19.99	
NRC - Manual Svc Order, per LSR disconnect	SOMAN	NA	\$3.84	NA	NA	NA	NA	NA	NA	NA	
NRC - Electronic Svc Order, per LSR	SOMECE	\$3.50	\$2.75	\$3.50	\$3.50	\$3.50	\$3.50	\$3.50	\$3.50	\$3.50	
NRC - Electronic Svc Order, per LSR disconnect	SOMECE	\$3.50	\$0.42	NA	NA	NA	NA	NA	NA	NA	
NRC - 4-Wire VG - Incremental Charge--Manual Svc Order - 1st	SOMAN	\$27.37	NA	\$18.94	\$41.46	\$18.14	\$25.52	\$42.17	\$43.64	NA	
NRC - 4-Wire VG - Incremental Charge--Manual Svc Order - Add'l	SOMAN	\$18.73	NA	\$8.42	\$11.99	\$8.06	\$11.34	\$12.76	\$13.55	NA	
NRC - 4-Wire VG - Incremental Charge--Manual Svc Order-Disconnect	SOMAN	\$17.75	NA	NA	NA	\$11.40	\$17.25	NA	NA	NA	
Local Channel - Dedicated - DS1											
DS1 per mile	1L5NC	\$0.00	\$0.00	\$0.00	\$0.00	\$0.00	\$0.00	\$0.00	\$0.00	\$0.00	\$0.00
DS1 per month	ULDF1	\$35.52	\$43.53	\$38.36	\$43.80	\$43.80	\$38.91	\$35.68	\$37.20	\$40.27	
NRC - DS1 - 1st	ULDF1	\$503.57	\$242.45	\$356.15	\$538.95	\$348.56	\$494.83	\$534.48	\$534.81	\$277.35	
NRC - DS1 - Add'l	ULDF1	\$442.84	\$226.44	\$312.89	\$464.94	\$300.30	\$435.28	\$462.69	\$462.81	\$233.26	
NRC - DS1 - Disconnect Chg - 1st	ULDF1	\$46.28	\$41.13	\$122.31	NA	\$24.15	\$46.85	NA	NA	\$33.18	
NRC - DS1 - Disconnect Chg - Add'l	ULDF1	\$32.18	\$28.28	\$119.14	NA	\$21.31	\$33.02	NA	NA	\$22.30	
NRC - Manual Svc Order, per LSR	SOMAN	NA	\$21.56	NA	\$19.99	NA	NA	NA	NA	\$19.99	
NRC - Manual Svc Order, per LSR disconnect	SOMAN	NA	\$3.84	NA	NA	NA	NA	NA	NA	NA	
NRC - Electronic Svc Order, per LSR	SOMECE	\$3.50	\$2.75	\$3.50	\$3.50	\$3.50	\$3.50	\$3.50	\$3.50	\$3.50	

BELLSOUTH/Xspedius RATES
NETWORK ELEMENTS
AND OTHER SERVICES
TRANSPORT

		NRC - Electronic Svc Order, per LSR disconnect	SOME C	NA	\$0.42	NA	NA	NA	NA	NA	NA	NA
		NRC - DS1 - Incremental Charge--Manual Svc Order - 1st	SOMAN	\$61.95	NA	\$44.22	\$87.71	\$42.34	\$59.58	\$86.15	\$87.99	NA
		NRC - DS1 - Incremental Charge--Manual Svc Order - Add'l	SOMAN	\$0.00	NA	NA	NA	NA	NA	\$1.77	\$3.11	NA
		NRC - DS1 - Incremental Charge--Manual Svc Order-Disconnect	SOMAN	\$29.27	NA	\$18.03	NA	\$19.48	\$27.40	NA	NA	NA
		Local Channel - Dedicated - DS3										
		DS3 - per mile per month	1L5NC	\$8.44	\$9.16	\$6.92	\$34.00	\$30.34	NA	NA	\$12.08	\$23.76
		DS3 - Facility Termination per month	ULDF3	\$535.92	\$556.27	\$515.91	\$635.09	\$669.01	\$533.33	\$498.87	\$493.31	\$607.28
		NRC - DS3 - Facility Termination - 1st	ULDF3	\$640.54	\$903.37	\$639.50	\$1,091	\$709.14	\$526.67	\$562.25	\$735.42	\$726.16
		NRC - DS3 - Facility Termination - Add'l	ULDF3	\$426.28	\$528.05	\$426.31	\$661.23	\$402.63	\$493.71	\$527.88	\$519.31	\$411.64
		NRC - DS3 - Facility Termination - Disconnect - 1st	ULDF3	\$121.72	\$221.46	\$122.31	NA	\$102.16	\$42.41	NA	NA	\$103.36
		NRC - DS3 - Facility Termination - Disconnect - Add'l	ULDF3	\$118.54	\$154.90	\$119.14	NA	\$99.46	\$40.87	NA	NA	\$100.59
		NRC - Manual Svc Order, per LSR	SOMAN	NA	\$21.56	NA	\$19.99	NA	NA	NA	NA	\$19.99
		NRC - Manual Svc Order, per LSR disconnect	SOMAN	NA	\$3.84	NA	NA	NA	NA	NA	NA	NA
		NRC - Electronic Svc Order, per LSR	SOME C	\$3.50	\$2.75	\$3.50	\$3.50	\$3.50	\$3.50	\$3.50	\$3.50	\$3.50
		NRC - Electronic Svc Order, per LSR disconnect	SOME C	NA	\$0.42	NA	NA	NA	NA	NA	NA	NA
		NRC - DS3 -Incremental Charge--Manual Svc Order - 1st	SOMAN	\$38.48	NA	\$37.55	\$93.12	\$50.25	\$31.49	\$56.25	\$54.26	NA
		NRC - DS3 - Incremental Charge--Manual Svc Order - Add'l	SOMAN	\$38.48	NA	\$37.55	\$93.12	\$50.25	\$31.49	\$56.25	\$54.26	NA
		NRC - DS3 - Incremental Charge--Manual Svc Order-Disconnect -1st	SOMAN	\$19.03	NA	\$18.03	NA	\$20.94	\$25.35	NA	NA	NA
		NRC - DS3 - Incremental Charge--Manual Svc Order-Disconnect-Add'l	SOMAN	\$19.03	NA	\$18.03	NA	\$20.94	\$25.35	NA	NA	NA
		Local Channel - Dedicated - STS-1										
		STS-1 - per mile per month	1L5NC	\$8.44	\$9.16	\$6.92	\$34.00	\$8.77	\$38.98	NA	\$12.08	\$25.11
		STS-1 - Facility Termination per month	ULDFS	\$525.40	\$565.48	\$517.56	\$635.09	\$558.00	\$531.39	\$498.87	\$481.14	\$615.65
		NRC - STS-1 - Facility Termination - 1st	ULDFS	\$640.54	\$903.37	\$639.50	\$1,091	\$594.71	\$1,084.33	\$562.25	\$735.42	\$1,085.73
		NRC - STS-1 - Facility Termination - Add'l	ULDFS	\$426.82	\$528.05	\$426.40	\$661.23	\$396.54	\$682.13	\$527.88	\$519.31	\$683.01
		NRC - STS-1 - Facility Termination - Disconnect - 1st	ULDFS	\$121.72	\$221.46	\$122.31	NA	\$113.75	\$42.41	NA	NA	\$103.36
		NRC - STS-1 - Facility Termination - Disconnect - Add'l	ULDFS	\$118.54	\$154.90	\$119.14	NA	\$110.80	\$40.87	NA	NA	\$100.59
		NRC - Manual Svc Order, per LSR	SOMAN	NA	\$21.56	NA	\$19.99	NA	NA	NA	NA	\$19.99
		NRC - Manual Svc Order, per LSR disconnect	SOMAN	NA	\$3.84	NA	NA	NA	NA	NA	NA	NA
		NRC - Electronic Svc Order, per LSR	SOME C	\$3.50	\$2.75	\$3.50	\$3.50	\$3.50	\$3.50	\$3.50	\$3.50	\$3.50
		NRC - Electronic Svc Order, per LSR disconnect	SOME C	NA	\$0.42	NA	NA	NA	NA	NA	NA	NA
		NRC - STS-1 -Incremental Charge--Manual Svc Order - 1st	SOMAN	\$38.48	NA	\$37.55	\$93.12	\$34.92	\$96.10	\$56.25	\$54.26	NA
		NRC - STS-1 - Incremental Charge--Manual Svc Order - Add'l	SOMAN	\$38.48	NA	\$37.55	\$93.12	\$34.92	\$96.10	\$56.25	\$54.26	NA
		NRC - STS-1 - Incremental Charge--Manual Svc Order-Disconnect -1st	SOMAN	\$19.03	NA	\$18.03	NA	\$16.77	\$25.35	NA	NA	NA
		NRC - STS-1 - Incremental Charge--Manual Svc Order-Disconnect-Add'l	SOMAN	\$19.03	NA	\$18.03	NA	\$16.77	\$25.35	NA	NA	NA
		Local Channel - Dedicated - OC3										
		OC3 per mile per month	1L5NC	\$7.09	\$8.93	\$5.82	\$28.56	\$25.48	\$35.55	\$21.27	\$10.15	\$19.95
		OC3 Facility Termination per month		\$1,123	\$648.60	\$914.22	\$1,493	\$1,179	\$873.23	\$914.18	\$493.31	\$1,263
		NRC - OC3 - Facility Termination - 1st		\$949.63	\$966.45	\$947.69	\$1,543	\$1,025	\$1,427.00	\$1,543	\$735.42	\$1,050
		NRC - OC3 - Facility Termination - Add'l		\$413.38	\$408.85	\$413.00	\$661.23	\$402.63	\$549.17	\$670.92	\$519.31	\$411.64
		NRC - OC3 - Facility Termination - Disconnect Chg - 1st		\$121.72	\$11.56	\$122.31	NA	\$102.16	\$134.07	NA	NA	\$103.36
		NRC - OC3 - Facility Termination - Disconnect Chg - Add'l		\$118.54	\$108.34	\$119.14	NA	\$99.46	\$130.59	NA	NA	\$100.59
		NRC - Manual Svc Order, per LSR	SOMAN	NA	\$21.56	NA	\$19.99	NA	NA	NA	NA	\$19.99
		NRC - Manual Svc Order, per LSR disconnect	SOMAN	NA	\$3.84	NA	NA	NA	NA	NA	NA	NA
		NRC - Electronic Svc Order, per LSR	SOME C	\$3.50	\$2.75	\$3.50	\$3.50	\$3.50	\$3.50	\$3.50	\$3.50	\$3.50
		NRC - Electronic Svc Order, per LSR disconnect	SOME C	NA	\$0.42	NA	NA	NA	NA	NA	NA	NA
		NRC - OC3 - Incremental Charge--Manual Svc Order - 1st	SOMAN	\$38.48	NA	\$37.55	\$93.12	\$50.25	\$68.62	\$99.10	\$54.26	NA
		NRC - OC3 - Incremental Charge--Manual Svc Order - Add'l	SOMAN	\$38.48	NA	\$37.55	\$93.12	\$50.25	\$68.62	\$99.10	\$54.26	NA
		NRC - OC3 - Incremental Charge--Manual Svc Order-Disconnect-1st	SOMAN	\$19.03	NA	\$18.03	NA	\$20.94	\$28.59	NA	NA	NA
		NRC - OC3 - Incremental Charge--Manual Svc Order-Disconnect-Add'l	SOMAN	\$19.03	NA	\$18.03	NA	\$20.94	\$28.59	NA	NA	NA
		Local Channel - Dedicated - OC12										
		OC12 per mile per month	1L5NC	\$10.13	\$2,053.06	\$8.31	\$40.80	\$36.40	\$50.79	\$30.38	\$14.50	\$28.51
		OC12 Facility Termination per month		\$5,630	\$1,183.46	\$3,185.00	\$4,492	\$3,895	\$3,414.00	\$3,316	\$4,414	\$7,158

BELLSOUTH/Xpedius RATES
NETWORK ELEMENTS
AND OTHER SERVICES
TRANSPORT

	2-Wire VG - per mile per month	1L5XX	\$0.0339	\$0.0098	\$0.0222	\$0.0301	\$0.0384	\$0.0323	\$0.0282	\$0.0373	\$0.0173
	2-Wire VG - Facility Termination per month	U1TR2	\$18.49	\$26.52	\$17.07	\$27.66	\$19.10	\$21.33	\$18.00	\$21.42	\$18.33
	NRC - 2-wire VG - Facility Termination -1st	U1TR2	\$107.11	\$81.09	\$79.61	\$142.31	\$76.20	\$106.72	\$137.48	\$136.44	\$55.39
	NRC - 2-wire VG - Facility Termination - Add'l	U1TR2	\$48.27	\$54.83	\$36.08	\$56.21	\$34.54	\$48.83	\$52.58	\$51.37	\$17.37
	NRC - 2-wire VG -Facility Termination - Disconnect Charge -1st	U1TR2	\$37.16	\$31.01	NA	NA	\$28.03	\$38.05	NA	NA	\$27.96
	NRC - 2-wire VG - Facility Termination - Disconnect Charge -Add'l	U1TR2	\$5.88	\$12.78	NA	NA	\$5.37	\$7.23	NA	NA	\$3.51
	NRC - Manual Svc Order, per LSR	SOMAN	NA	\$21.56	NA	\$19.99	NA	NA	NA	NA	\$19.99
	NRC - Manual Svc Order, per LSR disconnect	SOMAN	NA	\$3.84	NA	NA	NA	NA	NA	NA	NA
	NRC - Electronic Svc Order, per LSR	SOMECE	\$3.50	\$2.75	\$3.50	\$3.50	\$3.50	\$3.50	\$3.50	\$3.50	\$3.50
	NRC - Electronic Svc Order, per LSR disconnect	SOMECE	NA	\$0.42	NA	NA	NA	NA	NA	NA	NA
	NRC - 2-wire VG - Incremental Charge--Manual Svc Order - 1st	SOMAN	\$27.37	NA	\$18.94	\$37.21	\$18.14	\$25.52	\$38.07	\$39.63	NA
	NRC - 2-wire VG - Incremental Charge--Manual Svc Order - Add'l	SOMAN	\$27.37	NA	\$18.94	\$37.21	\$18.14	\$25.52	\$38.07	\$39.63	NA
	NRC - 2-wire VG - Incremental Charge--Manual Svc Order-Disconnect--1st	SOMAN	\$12.97	NA	NA	NA	\$8.06	\$11.34	NA	NA	NA
	NRC - 2-wire VG - Incremental Charge--Manual Svc Order-Disconnect--Add'l	SOMAN	\$12.97	NA	NA	NA	\$8.06	\$11.34	NA	NA	NA
	Common (Shared) Transport										
	Common (Shared) Transport per mile per mou	NA	\$0.00001	\$0.000012	\$0.000008	\$0.0000049	\$0.0000083	\$0.0000091	\$0.00001	\$0.0000121	\$0.00004
	Common (Shared) Transport Facilities Termination per mou	NA	\$0.00045	\$0.0005	\$0.0004152	\$0.000426	\$0.00047	\$0.0004281	\$0.00034	\$0.0004672	\$0.00036
	Interoffice Transport - Dedicated - 4-wire VG										
	4-Wire VG - per mile per month	1L5XX	NA	\$0.0098	NA	NA	NA	NA	NA	NA	NA
	4-Wire VG - Facility Termination per month	U1TV4	NA	\$23.64	NA	NA	NA	NA	NA	NA	NA
	NRC - 4-wire VG - Facility Termination -1st	U1TV4	NA	\$81.09	NA	NA	NA	NA	NA	NA	NA
	NRC - 4-wire VG - Facility Termination - Add'l	U1TV4	NA	\$54.63	NA	NA	NA	NA	NA	NA	NA
	NRC - 4-wire VG -Facility Termination - Disconnect Charge -1st	U1TV4	NA	\$31.01	NA	NA	NA	NA	NA	NA	NA
	NRC - 4-wire VG - Facility Termination - Disconnect Charge -Add'l	U1TV4	NA	\$12.78	NA	NA	NA	NA	NA	NA	NA
	NRC - Manual Svc Order, per LSR	SOMAN	NA	\$21.56	NA	NA	NA	NA	NA	NA	NA
	NRC - Manual Svc Order, per LSR disconnect	SOMAN	NA	\$3.84	NA	NA	NA	NA	NA	NA	NA
	NRC - Electronic Svc Order, per LSR	SOMECE	NA	\$2.77	NA	NA	NA	NA	NA	NA	NA
	NRC - Electronic Svc Order, per LSR disconnect	SOMECE	NA	\$0.42	NA	NA	NA	NA	NA	NA	NA
	NRC - 4-wire VG - Incremental Charge--Manual Svc Order - 1st	SOMAN	NA	NA	NA	NA	NA	NA	NA	NA	NA
	NRC - 4-wire VG - Incremental Charge--Manual Svc Order - Add'l	SOMAN	NA	NA	NA	NA	NA	NA	NA	NA	NA
	NRC - 4-wire VG - Incremental Charge--Manual Svc Order-Disconnect--1st	SOMAN	NA	NA	NA	NA	NA	NA	NA	NA	NA
	NRC - 4-wire VG - Incremental Charge--Manual Svc Order-Disconnect--Add'l	SOMAN	NA	NA	NA	NA	NA	NA	NA	NA	NA
	Interoffice Transport - Dedicated - DS0 - 56kbps										
	DS0 - per mile per month	1L5XX	\$0.0339	\$0.0098	\$0.0222	\$0.0301	\$0.0384	\$0.0323	\$0.0282	\$0.0373	\$0.1730
	DS0 - Facility Termination per month	U1TD5	\$17.81	\$19.31	\$16.45	\$26.95	\$18.37	\$20.64	\$17.40	\$20.71	\$17.74
	NRC - DS0 - Facility Termination - 1st	U1TD5	\$107.11	\$81.11	\$79.61	\$142.31	\$76.20	\$106.72	\$137.48	\$136.44	\$55.39
	NRC - DS0 - Facility Termination - Add'l	U1TD5	\$48.27	\$54.83	\$36.08	\$56.21	\$34.54	\$48.83	\$52.58	\$51.37	\$17.37
	NRC - DS0 -Facility Termination - Disconnect Charge - 1st	U1TD5	\$37.16	\$31.01	NA	NA	\$28.03	\$38.05	NA	NA	\$27.96
	NRC - DS0 - Facility Termination - Disconnect Charge - Add'l	U1TD5	\$5.88	\$12.78	NA	NA	\$5.37	\$7.23	NA	NA	\$3.51
	NRC - Manual Svc Order, per LSR	SOMAN	NA	\$21.56	NA	\$19.99	NA	NA	NA	NA	\$19.99
	NRC - Manual Svc Order, per LSR disconnect	SOMAN	NA	\$3.84	NA	NA	NA	NA	NA	NA	NA
	NRC - Electronic Svc Order, per LSR	SOMECE	\$3.50	\$2.77	\$3.50	\$3.50	\$3.50	\$3.50	\$3.50	\$3.50	\$3.50
	NRC - Electronic Svc Order, per LSR disconnect	SOMECE	NA	\$0.42	NA	NA	NA	NA	NA	NA	NA
	NRC - DS0 -Incremental Charge--Manual Svc Order - 1st	SOMAN	\$27.37	NA	\$18.94	\$37.21	\$18.14	\$25.52	\$38.07	\$39.63	NA
	NRC -DS0 - Incremental Charge--Manual Svc Order - Add'l	SOMAN	\$27.37	NA	\$18.94	\$37.21	\$18.14	\$25.52	\$38.07	\$39.63	NA
	NRC - DS0 -Incremental Charge--Manual Svc Order-Disconnect--1st	SOMAN	\$12.97	NA	NA	NA	\$8.06	\$11.34	NA	NA	NA
	NRC - DS0 -Incremental Charge--Manual Svc Order-Disconnect--Add'l	SOMAN	\$12.97	NA	NA	NA	\$8.06	\$11.34	NA	NA	NA
	Interoffice Transport - Dedicated -DS0 - 64 kbps										
	DS0 - per mile per month	1L5XX	\$0.0339	\$0.0098	\$0.0222	\$0.0301	\$0.0384	\$0.0323	\$0.0282	\$0.0373	\$0.1730
	DS0 - Facility Termination per month	U1TD6	\$17.81	\$19.31	\$16.45	\$26.95	\$18.37	\$20.64	\$17.40	\$20.71	\$17.74
	NRC - DS0 - Facility Termination - 1st	U1TD6	\$107.11	\$81.11	\$79.61	\$142.31	\$76.20	\$106.72	\$137.48	\$136.44	\$55.39
	NRC - DS0 - Facility Termination - Add'l	U1TD6	\$48.27	\$54.83	\$36.08	\$56.21	\$34.54	\$48.83	\$52.58	\$51.37	\$17.37

BELLSOUTH/Xspedius RATES
 NETWORK ELEMENTS
 AND OTHER SERVICES
 TRANSPORT

		NRC - DS3 - Incremental Charge--Manual Svc Order-Disconnect--1st	SOMAN	\$19.03	NA	\$3.17	NA	\$20.94	\$27.08	NA	NA	NA
		NRC - DS3 - Incremental Charge--Manual Svc Order-Disconnect--Add'l	SOMAN	\$19.03	NA	\$3.17	NA	\$20.94	\$27.08	NA	NA	NA
		Interoffice Transport - Dedicated - OC3										
		OC3 -per mile per month	1L5XX	\$7.35	\$8.24	\$4.37	\$27.97	\$23.89	\$18.35	\$14.10	\$9.75	\$13.45
		OC3 -Facility Termination per month		\$2,475	\$3,020.08	\$2,187.00	\$3,390	\$2,990	\$1,892.00	\$2,071	\$2,802	\$2,124
		NRC - OC-3 - Facility Termination - 1st		\$820.85	\$869.65	\$819.29	\$1,399	\$927.35	\$1,283.00	\$1,381	\$915.64	\$950.10
		NRC - OC-3 - Facility Termination - Add'l		\$317.48	\$312.05	\$317.38	\$516.89	\$304.90	\$404.94	\$509.93	\$410.02	\$311.39
		NRC - OC-3 - Facility Termination - Disconnect Charge - 1st		\$121.72	\$111.56	\$122.31	NA	\$102.16	\$134.07	\$131.65	NA	\$103.36
		NRC - OC-3 - Facility Termination - Disconnect Charge - Add'l		\$118.54	\$108.34	\$119.14	NA	\$99.46	\$130.59	\$128.19	NA	\$100.59
		NRC - Manual Svc Order, per LSR	SOMAN	NA	\$21.56	NA	\$19.99	NA	NA	NA	NA	\$19.99
		NRC - Manual Svc Order, per LSR disconnect	SOMAN	NA	\$3.84	NA	NA	NA	NA	NA	NA	NA
		NRC - Electronic Svc Order, per LSR	SOMEK	\$3.50	\$2.77	\$3.50	\$3.50	\$3.50	\$3.50	\$3.50	\$3.50	\$3.50
		NRC - Electronic Svc Order, per LSR disconnect	SOMEK	NA	\$0.43	NA	NA	NA	NA	NA	NA	NA
		NRC - OC3 - Incremental Cost - Manual Svc Order vs. Electronic-1st	SOMAN	\$38.48	NA	\$37.55	\$93.12	\$50.25	\$68.62	\$94.77	\$54.26	NA
		NRC - OC3 - Incremental Cost - Manual Svc Order vs. Electronic-Add'l	SOMAN	\$38.48	NA	\$37.55	\$93.12	\$50.25	\$68.62	\$94.77	\$54.26	NA
		NRC - OC3 - Incremental Cost - Manual Svc Order vs. Electronic-Disconnect-	SOMAN	\$19.03	NA	\$18.03	NA	\$20.94	\$28.59	\$29.76	NA	NA
		NRC - OC3 - Incremental Cost - Manual Svc Order vs. Electronic-Disconnect-	SOMAN	\$19.03	NA	\$18.03	NA	\$20.94	\$28.59	\$29.76	NA	NA
		Interoffice Transport - Dedicated - OC12										
		OC12 -per mile per month	1L5XX	\$19.26	\$26.45	\$15.05	\$84.88	\$74.44	\$60.42	\$48.55	\$32.52	\$49.80
		OC12 -Facility Termination		\$9,763	\$11,599.14	\$8,202.00	\$12,344	\$11,517	\$7,182	\$7,676	\$11,132	\$8,015
		NRC - OC12- Facility Termination - 1st		\$1,036	\$1,086.66	\$1,034.00	\$1,713	\$1,147	\$1,598	\$1,381	\$1,131	\$1,176
		NRC - OC12- Facility Termination - Add'l		\$317.48	\$312.05	\$317.38	\$516.89	\$304.90	\$404.94	\$509.93	\$410.02	\$311.39
		NRC - OC12 - Facility Termination - Disconnect Chg - 1st		\$121.72	\$111.56	\$122.31	NA	\$102.16	\$134.07	\$131.65	NA	\$103.36
		NRC - OC12 - Facility Termination - Disconnect Chg - Add'l		\$118.54	\$108.34	\$119.14	NA	\$99.46	\$130.59	\$128.19	NA	\$100.59
		NRC - Manual Svc Order, per LSR	SOMAN	NA	\$21.56	NA	\$19.99	NA	NA	NA	NA	\$19.99
		NRC - Manual Svc Order, per LSR disconnect	SOMAN	NA	\$3.84	NA	NA	NA	NA	NA	NA	NA
		NRC - Electronic Svc Order, per LSR	SOMEK	\$3.50	\$2.77	\$3.50	\$3.50	\$3.50	\$3.50	\$3.50	\$3.50	\$3.50
		NRC - Electronic Svc Order, per LSR disconnect	SOMEK	NA	\$0.43	NA	NA	NA	NA	NA	NA	NA
		NRC - OC12 - Incremental Cost - Manual Svc Order vs. Electronic-1st	SOMAN	\$38.48	NA	\$37.55	\$93.12	\$50.25	\$68.62	\$94.77	\$54.26	NA
		NRC - OC12 - Incremental Cost - Manual Svc Order vs. Electronic-Add'l	SOMAN	\$38.48	NA	\$37.55	\$93.12	\$50.25	\$68.62	\$94.77	\$54.26	NA
		NRC - OC12 - Incremental Cost - Manual Svc Order vs. Elect-Disconnect-1st	SOMAN	\$19.03	NA	\$18.03	NA	\$20.94	\$28.59	\$29.76	NA	NA
		NRC - OC12 - Incremental Cost - Manual Svc Order vs. Elect-Disconnect-Add'l	SOMAN	\$19.03	NA	\$18.03	NA	\$20.94	\$28.59	\$29.76	NA	NA
		Interoffice Transport - Dedicated - OC48										
		OC48 -per mile per month	1L5XX	\$30.65	\$34.07	\$25.70	\$138.02	\$128.59	\$102.43	\$120.02	\$45.92	\$106.55
		OC48 -Facility Termination per month		\$11,691	\$12,460.76	\$11,134.00	\$16,017	\$14,950	\$11,480	\$10,952	\$967.58	\$11,632
		OC48 -per Interface OC12 on OC48 per month		\$1,424	\$1,199.42	\$1,137.00	\$1,497	\$1,451	\$1,351.00	\$582.66	\$1,561	\$1,170
		NRC - OC48 - Facility Termination - 1st		\$1,036	\$1,086.66	\$1,034.00	\$1,713	\$1,147	\$1,598.00	\$1,722	\$1,131	\$1,176
		NRC - OC48 - Facility Termination - Add'l		\$317.48	\$312.05	\$317.38	\$516.89	\$304.90	\$404.94	\$542.73	\$410.02	\$311.39
		NRC - OC48 - Interface OC12 on OC48 - 1st		\$540.10	\$543.72	\$539.36	\$844.21	\$532.13	\$729.04	\$720.81	\$635.04	\$544.55
		NRC - OC48 - Interface OC12 on OC48 - Add'l		\$317.48	\$312.05	\$317.38	\$516.89	\$304.90	\$404.94	\$400.38	\$410.02	\$311.39
		NRC - OC48 - Facility Termination - Disconnect Chg - 1st		\$121.72	\$111.56	\$122.31	NA	\$102.16	\$134.07	\$131.65	NA	\$103.36
		NRC - OC48 - Facility Termination - Disconnect Chg - Add'l		\$118.54	\$108.34	\$119.14	NA	\$99.46	\$130.59	\$128.19	NA	\$100.59
		NRC - OC48 - Interface OC12 on OC48 - Disconnect - 1st		\$121.72	\$111.56	\$122.31	NA	\$102.16	\$134.07	\$131.65	NA	\$103.36
		NRC - OC48 - Interface OC12 on OC48 - Disconnect - Add'l		\$118.54	\$108.34	\$119.14	NA	\$99.46	\$130.59	\$128.19	NA	\$100.59
		NRC - Manual Svc Order, per LSR	SOMAN	NA	\$21.56	NA	\$19.99	NA	NA	NA	NA	\$19.99
		NRC - Manual Svc Order, per LSR disconnect	SOMAN	NA	\$3.84	NA	NA	NA	NA	NA	NA	NA
		NRC - Electronic Svc Order, per LSR	SOMEK	\$3.50	\$2.77	\$3.50	\$3.50	\$3.50	\$3.50	\$3.50	\$3.50	\$3.50
		NRC - Electronic Svc Order, per LSR disconnect	SOMEK	NA	\$0.43	NA	NA	NA	NA	NA	NA	NA
		NRC - OC48 - Incremental Cost - Manual Svc. Order vs. Electronic-1st	SOMAN	\$38.48	NA	\$37.55	\$93.12	\$50.25	\$68.62	\$69.34	\$54.26	NA
		NRC - OC48 - Incremental Cost - Manual Svc. Order vs. Electronic-Add'l	SOMAN	\$38.48	NA	\$37.55	\$93.12	\$50.25	\$68.62	\$69.34	\$54.26	NA
		NRC - OC48 - Interface- Incremental Cost - Manual Svc. Order vs. Electronic-	SOMAN	\$38.48	NA	\$37.55	\$93.12	\$50.25	\$68.62	\$69.34	\$54.26	NA
		NRC - OC48 - Interface- Incremental Cost - Manual Svc. Order vs. Electronic-	SOMAN	\$38.48	NA	\$37.55	\$93.12	\$50.25	\$68.62	\$69.34	\$54.26	NA
		NRC - OC48 - Incremental Cost - Manual Svc. Order vs. Elect-Disconnect-1st	SOMAN	\$19.03	NA	\$18.03	NA	\$20.94	\$28.59	\$29.76	NA	NA

BELLSOUTH/Xspedius RATES
NETWORK ELEMENTS
AND OTHER SERVICES
TRANSPORT

Attachment 2
Exhibit C
Rates - Page 7

	NRC - OC48 - Incremental Cost - Manual Svc. Order vs. Elect-Disconnect-Add'l	SOMAN	\$19.03	NA	\$18.03	NA	\$20.94	\$28.59	\$29.76	NA	NA
	NRC - OC48-Interface-Incremental Cost-Manual Svc. Order vs. Elec-Disconn	SOMAN	\$19.03	NA	\$18.03	NA	\$20.94	\$28.59	\$29.76	NA	NA
	NRC - OC48-Interface-Incremental Cost-Manual Svc. Order vs. Elec-Disconn	SOMAN	\$19.03	NA	\$18.03	NA	\$20.94	\$28.59	\$29.76	NA	NA
	UNBUNDLED CHANNELIZATION										
	DS3 Channelization (DS3 to DS1)										
	per Channelized System (28 DS1) per month	MQ3	\$225.36	\$220.97	\$182.04	\$236.32	\$245.84	\$229.30	\$226.81	\$200.01	\$222.98
	NRC - 1st	MQ3	\$265.87	\$356.40	\$265.91	\$425.41	\$259.76	\$356.80	\$351.95	\$321.54	\$265.08
	NRC - Add'l	MQ3	\$188.51	\$188.00	\$188.78	\$303.33	\$182.64	\$247.40	\$243.76	\$234.30	\$185.94
	NRC -1st - Disconnect	MQ3	\$71.76	\$61.64	\$72.50	NA	\$60.96	\$79.94	\$77.90	NA	\$61.09
	NRC -Add'l - Disconnect	MQ3	\$52.03	\$58.98	\$59.96	NA	\$50.46	\$65.20	\$63.32	NA	\$50.31
	per Interface per month (COCI)	UC1D1	\$17.22	\$14.40	\$11.02	\$8.52	\$7.55	\$5.58	\$4.61	\$11.99	\$3.91
	NRC - 1st	UC1D1	\$12.05	\$13.16	\$12.02	\$15.86	\$12.29	\$15.85	\$15.76	\$12.05	\$12.61
	NRC - Add'l	UC1D1	\$8.69	\$9.43	\$8.66	\$11.36	\$8.80	\$11.35	\$11.28	\$8.68	\$9.03
	NRC - Manual Svc Order, per LSR	SOMAN	NA	\$21.56	NA	\$19.99	NA	NA	NA	NA	\$19.99
	NRC - Manual Svc Order, per LSR disconnect	SOMAN	NA	\$3.84	NA	NA	NA	NA	NA	NA	NA
	NRC - Electronic Svc Order, per LSR	SOMEK	\$3.50	\$2.77	\$3.50	\$3.50	\$3.50	\$3.50	\$3.50	\$3.50	\$3.50
	NRC - Electronic Svc Order, per LSR disconnect	SOMEK	NA	\$0.43	NA	NA	NA	NA	NA	NA	NA
	Channel System - Incremental Cost - Manual Svc. Order vs. Electronic -1st	SOMAN	\$15.61	NA	\$14.75	\$41.47	\$19.74	\$26.95	\$28.13	\$25.59	\$21.71
	Channel System - Incremental Cost - Manual Svc. Order vs. Electronic -Add'l	SOMAN	\$7.39	NA	\$6.55	\$11.99	\$8.77	\$11.98	\$13.33	\$8.92	\$10.46
	Incremental Cost-Manual Svc. Order vs. Elect -Disconnect - 1st	SOMAN	\$11.67	NA	\$10.60	NA	\$12.43	\$16.97	\$18.26	NA	\$14.21
	Incremental Cost-Manual Svc. Order vs. Elect -Disconnect - Add'l	SOMAN	\$0.9469	NA	NA	NA	NA	NA	\$1.48	NA	\$1.46
	DS1 Channelization (DS1 to DS0)										
	per Channelized System (24 DS0) per month	MQ1	\$136.82	\$153.60	\$126.22	\$200.01	\$209.87	\$146.87	\$177.72	\$147.51	\$165.21
	NRC - 1st	MQ1	\$197.98	\$182.14	\$198.22	\$302.82	\$193.63	\$271.52	\$267.19	\$220.89	\$197.21
	NRC - Add'l	MQ1	\$123.12	\$125.18	\$123.59	\$184.20	\$118.37	\$164.56	\$161.43	\$137.15	\$119.99
	NRC -1sr - Disconnect	MQ1	\$30.18	\$19.52	\$31.03	NA	\$26.44	\$36.38	\$34.55	NA	\$25.66
	NRC -Add'l - Disconnect	MQ1	\$18.86	\$18.14	\$19.75	NA	\$16.83	\$11.98	\$21.14	NA	\$15.81
	- Interface (COCI)										
	per OCU-DP(data) card per month (2.4-64kbs)	1D1DD	\$1.66	\$2.20	\$1.86	\$2.94	\$3.12	\$2.86	\$2.88	\$2.34	\$2.46
	NRC - 1st	1D1DD	\$12.05	\$13.16	\$12.02	\$15.86	\$12.29	\$15.85	\$15.76	\$12.05	\$12.61
	NRC - Add'l	1D1DD	\$8.69	\$9.43	\$8.66	\$11.36	\$8.80	\$11.35	\$11.28	\$8.68	\$9.03
	per BRITE card per month	UC1CA	\$3.41	\$3.83	\$3.71	\$4.04	\$4.18	\$3.88	\$3.76	\$4.21	\$3.33
	NRC - 1st	UC1CA	\$12.05	\$13.16	\$12.02	\$15.86	\$12.29	\$15.85	\$15.76	\$12.05	\$12.61
	NRC - Add'l	UC1CA	\$8.69	\$9.43	\$8.66	\$11.36	\$8.80	\$11.35	\$11.28	\$8.68	\$9.03
	per VG card per month (DS0)	1D1VG	\$0.8586	\$1.45	\$1.17	\$1.40	\$1.62	\$1.45	\$1.64	\$1.47	\$1.25
	NRC - 1st	1D1VG	\$12.05	\$13.16	\$12.02	\$15.86	\$12.29	\$15.85	\$15.76	\$12.05	\$12.61
	NRC - Add'l	1D1VG	\$8.69	\$9.43	\$8.66	\$11.36	\$8.80	\$11.35	\$11.28	\$8.68	\$9.03
	NRC - Manual Svc Order, per LSR	SOMAN	NA	\$21.56	NA	\$19.99	NA	NA	NA	NA	\$19.99
	NRC - Manual Svc Order, per LSR disconnect	SOMAN	NA	\$3.84	NA	NA	NA	NA	NA	NA	NA
	NRC - Electronic Svc Order, per LSR	SOMEK	\$3.50	\$2.77	\$3.50	\$3.50	\$3.50	\$3.50	\$3.50	\$3.50	\$3.50
	NRC - Electronic Svc Order, per LSR disconnect	SOMAN	NA	\$0.43	NA	NA	NA	NA	NA	NA	NA
	Channel System - Incremental Cost - Manual Svc. Order vs. Electronic -1st	SOMAN	\$15.61	NA	\$14.75	\$41.47	\$19.74	\$26.95	\$28.13	\$25.59	\$25.66
	Channel System - Incremental Cost - Manual Svc. Order vs. Electronic -Add'l	SOMAN	\$7.39	NA	\$6.55	\$11.99	\$8.77	\$11.98	\$13.33	\$8.92	\$15.81
	Incremental Cost-Manual Svc. Order vs. Elect -Disconnect - 1st	SOMAN	\$11.67	NA	\$10.70	NA	\$12.43	\$16.97	\$18.26	NA	\$14.21
	Incremental Cost-Manual Svc. Order vs. Elect -Disconnect - Add'l	SOMAN	\$0.9469	NA	\$0.00	NA	NA	NA	\$1.48	NA	\$1.46
	UNBUNDLED DARK FIBER										
	Dark Fiber - Interoffice (four fiber strands) per route mile or fraction thereof, per mo	1L5DF	\$25.80	\$28.82	\$24.96	\$31.95	\$32.28	\$33.93	\$29.86	\$36.75	\$28.60
	NRC - Per each four-fiber dark fiber arrangement - 1st	UDF14	\$1,739.00	\$1,278.62	\$1,737.00	\$1,741.00	\$1,746.00	\$1,741.00	\$1,738.00	\$1,747.00	\$1,742.00
	NRC - Per each four-fiber dark fiber arrangement - Add'l	UDF14	\$563.09	\$275.82	\$562.39	\$563.75	\$565.20	\$563.79	\$562.82	\$565.53	\$564.08
	NRC -Disconnect--1st	UDF14	NA	\$587.64	NA	NA	NA	NA	NA	NA	NA
	NRC -Disconnect--Add'l	UDF14	NA	\$366.34	NA	NA	NA	NA	NA	NA	NA
	Dark Fiber - Local Channel(four fiber strands) per route mile or fraction thereof, per	1L5DC	\$70.82	\$58.35	\$54.63	\$49.07	\$64.72	\$71.55	\$56.47	\$100.37	\$60.06

BELLSOUTH/Xspedius RATES
 NETWORK ELEMENTS
 AND OTHER SERVICES
 TRANSPORT

		NRC - Per each four-fiber dark fiber arrangement - 1st	UDFC4	\$1,739.00	\$1,278.62	\$1,737.00	\$1,741.00	\$1,746.00	\$1,741.00	\$1,738.00	\$1,747.00	\$1,742.00
		NRC - Per each four-fiber dark fiber arrangement - Add'l	UDFC4	\$563.09	\$275.82	\$562.39	\$563.75	\$565.20	\$563.79	\$562.82	\$565.53	\$564.08
		NRC -Disconnect--1st	UDFC4	NA	\$587.64	NA	NA	NA	NA	NA	NA	NA
		NRC -Disconnect--Add'l	UDFC4	NA	\$366.34	NA	NA	NA	NA	NA	NA	NA
		Dark Fiber - Local Loop (four fiber strands) per route mile or fraction thereof, per m	1L5DL	\$70.82	\$58.35	\$54.63	\$49.07	\$64.72	\$71.55	\$56.47	\$100.37	\$60.06
		NRC - Per each four-fiber dark fiber arrangement - 1st	UDFL4	\$1,739.00	\$1,278.62	\$1,737.00	\$1,741.00	\$1,746.00	\$1,741.00	\$1,738.00	\$1,747.00	\$1,742.00
		NRC - Per each four-fiber dark fiber arrangement - Add'l	UDFL4	\$563.09	\$275.82	\$562.39	\$563.75	\$565.20	\$563.79	\$562.82	\$565.53	\$564.08
		NRC -Disconnect--1st	UDFL4	NA	\$587.64	NA	NA	NA	NA	NA	NA	NA
		NRC -Disconnect--Add'l	UDFL4	NA	\$366.34	NA	NA	NA	NA	NA	NA	NA
		NOTES:										
		Interim rates subject to true-up.										

DESCRIPTION	USOC	AL	FL	GA	KY	LA	MS	NC	SC	TN
UNBUNDLED LOOP COMBINATIONS										
Unbundled Loop/Port Combinations (Note 4)										
MARKET RATES (INCLUDING ALL VERTICAL FEATURES) (Note 1)										
Density Zone 1 / Top 8 MSAs in BellSouth Region			Orlando, Ft. Lauderdale, Miami	Atlanta		New Orleans		Greensboro-Winston Salem-Highpoint/Charlotte-Gastonia-Rock Hill		Nashville
Customers with 4 or more DS0 Equivalent										
Currently Combined (Note2)										
2-Wire Voice Grade Loop with 2-Wire Line Port (Res. and Bus.)										
2-Wire Voice Grade Line Port (Res.), per month										
2-wire voice unbundled port - residence	UEPRL	NA	\$14.00	\$14.00	NA	\$14.00	NA	\$14.00	NA	\$14.00
2-wire voice unbundled port with caller ID - residence	UEPRC	NA	\$14.00	\$14.00	NA	\$14.00	NA	\$14.00	NA	\$14.00
2-wire voice unbundled port outgoing only - residence	UEPRO	NA	\$14.00	\$14.00	NA	\$14.00	NA	\$14.00	NA	\$14.00
2-wire voice grade unbundled Alabama extended local dialing parity port with caller ID	UEPAR	NA	NA	NA	NA	NA	NA	NA	NA	NA
2-wire voice grade unbundled Kentucky extended local dialing parity port with caller ID	UEPRM	NA	NA	NA	NA	NA	NA	NA	NA	NA
2-wire voice grade unbundled Louisiana extended local dialing parity port with caller ID	UEPAS	NA	NA	NA	NA	\$14.00	NA	NA	NA	NA
2-wire voice grade unbundled Mississippi extended local dialing parity port with caller ID	UEPAT	NA	NA	NA	NA	NA	NA	NA	NA	NA
2-wire voice grade unbundled South Carolina extended local dialing parity port with caller ID	UEPAU	NA	NA	NA	NA	NA	NA	NA	NA	NA
2-wire voice grade unbundled Tennessee extended local dialing parity port with caller ID	UEPAQ	NA	NA	NA	NA	NA	NA	NA	NA	\$14.00
2-wire voice unbundled Florida area calling with caller ID - residence	UEPAF	NA	\$14.00	NA	NA	NA	NA	NA	NA	NA
2-wire voice unbundled Louisiana Area Plus with caller ID - residence (RUL)	UEPAG	NA	NA	NA	NA	\$14.00	NA	NA	NA	NA
2-wire voice unbundled Louisiana Area Plus with caller ID - residence (AC7)	UEPAH	NA	NA	NA	NA	\$14.00	NA	NA	NA	NA
2-wire voice unbundled South Carolina Area Calling port with Caller ID - residence (LW8)	UEPAJ	NA	NA	NA	NA	NA	NA	NA	NA	NA
2-wire voice unbundled Tennessee Area Calling port with Caller ID - residence (F2R)	UEPAK	NA	NA	NA	NA	NA	NA	NA	NA	\$14.00
2-wire voice unbundled Tennessee Area Calling port with Caller ID - residence (TACER)	UEPAL	NA	NA	NA	NA	NA	NA	NA	NA	\$14.00
2-wire voice unbundled Tennessee Area Calling port with Caller ID - residence (TACSR)	UEPAM	NA	NA	NA	NA	NA	NA	NA	NA	\$14.00
2-wire voice unbundled Tennessee Area Calling port with Caller ID - residence (1MF2X)	UEPAN	NA	NA	NA	NA	NA	NA	NA	NA	\$14.00
2-wire voice unbundled Tennessee Area Calling port with Caller ID - residence (2MR)	UEPAO	NA	NA	NA	NA	NA	NA	NA	NA	\$14.00
2-wire voice unbundled res. low usage line port with Caller ID (LUM)	UEPAP	NA	\$14.00	\$14.00	NA	\$14.00	NA	\$14.00	NA	\$14.00
2-Wire Voice Grade Line Port (Bus.), per month										
2-wire voice unbundled port without Caller ID	UEPBL	NA	\$14.00	\$14.00	NA	\$14.00	NA	\$14.00	NA	\$14.00
2-wire voice unbundled port with Caller+E484 ID	UEPBC	NA	\$14.00	\$14.00	NA	\$14.00	NA	\$14.00	NA	\$14.00
2-wire voice unbundled outgoing only port	UEPBO	NA	\$14.00	\$14.00	NA	\$14.00	NA	\$14.00	NA	\$14.00
2-wire voice grade unbundled Alabama extended local dialing parity port with caller ID	UEPAW	NA	NA	NA	NA	NA	NA	NA	NA	NA
2-wire voice grade unbundled Kentucky extended local dialing parity port with caller ID	UEPBM	NA	NA	NA	NA	NA	NA	NA	NA	NA
2-wire voice grade unbundled Louisiana extended local dialing parity port with caller ID	UEPAX	NA	NA	NA	NA	\$14.00	NA	NA	NA	NA
2-wire voice grade unbundled Mississippi extended local dialing parity port with caller ID	UEPAY	NA	NA	NA	NA	NA	NA	NA	NA	NA

BELLSOUTH/Xspedius RATES
NETWORK ELEMENTS
AND OTHER SERVICES
LOOP/PORT COMBINATIONS

Attachment 2
Exhibit C
Rates - Page 2

DESCRIPTION	USOC	AL	FL	GA	KY	LA	MS	NC	SC	TN
2-wire voice grade unbundled South Carolina extended local dialing parity port with caller ID	UEPAZ	NA	NA	NA	NA	NA	NA	NA	NA	NA
2-wire voice grade unbundled Tennessee extended local dialing parity port with caller ID	UEPAV	NA	NA	NA	NA	NA	NA	NA	NA	\$14.00
2-wire voice unbundled incoming only port with Caller ID	UEPB1	NA	\$14.00	\$14.00	NA	\$14.00	NA	\$14.00	NA	\$14.00
2-wire voice unbundled LA Bus Area Calling Port with Caller ID (BUC)	UEPAA	NA	NA	NA	NA	\$14.00	NA	NA	NA	NA
2-wire voice unbundled SC Bus Area Calling Port with Caller ID (LMB)	UEPAB	NA	NA	NA	NA	NA	NA	NA	NA	NA
2-wire voice unbundled TN Bus 2-Way Area Calling Port Economy Option (TACC1)	UEPAC	NA	NA	NA	NA	NA	NA	NA	NA	\$14.00
2-wire voice unbundled TN Bus 2-Way Area Calling Port Standard Option (TACC2)	UEPAD	NA	NA	NA	NA	NA	NA	NA	NA	\$14.00
2-wire voice unbundled TN Bus 2-WAY Collierville and Memphis Local Calling Port (B2F)	UEPAE	NA	NA	NA	NA	NA	NA	NA	NA	\$14.00
2-Wire Voice Grade Loop (SL1) (Res. and Bus.)										
RC - 2-Wire Voice Grade Loop - Statewide	UEPLX	NA	NA	NA	NA	NA	NA	\$14.18	NA	NA
RC - 2-Wire Voice Grade Loop Zone 1	UEPLX	NA	\$14.90	\$10.80	NA	\$14.05	NA	NA	NA	\$15.92
RC - 2-Wire Voice Grade Loop Zone 2	UEPLX	NA	\$18.51	\$12.47	NA	\$24.14	NA	NA	NA	\$20.79
RC - 2-Wire Voice Grade Loop Zone 3	UEPLX	NA	\$24.25	\$19.83	NA	\$49.30	NA	NA	NA	\$27.18
Combination Rates										
RC - 2-Wire Voice Grade Loop with 2-Wire Line Port, Statewide	Note 8	NA	NA	NA	NA	NA	NA	\$28.18	NA	NA
RC - 2-Wire Voice Grade Loop with 2-Wire Line Port, Zone 1 (Note 6)	Note 8	NA	\$28.90	\$24.80	NA	\$28.05	NA	NA	NA	\$29.92
RC - 2-Wire Voice Grade Loop with 2-Wire Line Port, Zone 2 (Note 6)	Note 8	NA	\$32.51	\$26.47	NA	\$38.14	NA	NA	NA	\$34.79
RC - 2-Wire Voice Grade Loop with 2-Wire Line Port, Zone 3 (Note 6)	Note 8	NA	\$38.25	\$33.83	NA	\$63.30	NA	NA	NA	\$41.18
Nonrecurring Charges										
2-Wire Voice Grade Line Port (Res. And Bus.)										
NRC - 2- wire voice grade unbundled port/loop combination - 1st, with change		NA	\$41.50	\$41.50	NA	\$41.50	NA	\$41.50	NA	\$41.50
NRC - 2- wire voice grade unbundled port/loop combination - Add'l, with change		NA	\$41.50	\$41.50	NA	\$41.50	NA	\$41.50	NA	\$41.50
NRC - 2- wire voice grade unbundled port/loop combination - 1st, no change		NA	\$41.50	\$41.50	NA	\$41.50	NA	\$41.50	NA	\$41.50
NRC - 2- wire voice grade unbundled port/loop combination - Add'l, no change		NA	\$41.50	\$41.50	NA	\$41.50	NA	\$41.50	NA	\$41.50
NRC - 2-Wire Voice Grade Loop/Line Port Combination - Subsequent		NA	\$10.00	\$10.00	NA	\$10.00	NA	\$10.00	NA	\$10.00
NRC - 2-Wire Voice Grade Loop/Line Port Combination - OSS LSR Charge, Electronic, per LSR received from the CLEC by one of the OSS interactive interfaces	SOMEK	NA	\$2.75	\$3.50	NA	\$3.50	NA	\$3.50	NA	\$3.50
NRC - 2-Wire Voice Grade Loop/Line Port Combination - Incremental Cost - Manual Svc.Order vs. Electronic - 1st	SOMAN	NA	\$21.56	\$33.76	NA	\$31.92	NA	\$40.18	NA	\$30.89
NRC - 2-Wire Voice Grade Loop/Line Port Combination - Incremental Cost - Manual Svc.Order vs. Electronic - Add'l	SOMAN	NA	\$21.56	\$7.86	NA	\$7.32	NA	\$9.45	NA	\$7.03
NRC- 2 Wire Voice Grade Loop/Line Port Combination - Subsequent Database Update Electronic		NA	TBD	TBD	NA	\$2.11	NA	\$1.42	NA	TBD
NRC- 2 Wire Voice Grade Loop/Line Port Combination - Subsequent Database Update Manual Service Order		NA	TBD	TBD	NA	\$5.12	NA	\$10.27	NA	TBD
NRC - Electronic Service Order Disconnect		NA	\$0.42	NA	NA	NA	NA	NA	NA	NA
NRC - Incremental Manual Service Order Disconnect		NA	\$3.84	\$20.00	NA	\$20.00	NA	\$20.00	NA	\$20.00
2-Wire Voice Grade Loop with 2-Wire Line Port PBX										
2-Wire Analog Line Port (PBX), per month										
2 WIRE VOICE UNBUNDLED COMBINATION 2-WAY PBX TRUNK - Residence	UEPRD	NA	\$14.00	\$14.00	NA	\$14.00	NA	\$14.00	NA	\$14.00
LINE SIDE UNBUNDLED COMBINATION 2-WAY PBX TRUNK - BUSINESS	UEPPC	NA	\$14.00	\$14.00	NA	\$14.00	NA	\$14.00	NA	\$14.00
LINE SIDE UNBUNDLED OUTWARD PBX TRUNK - BUSINESS	UEPPO	NA	\$14.00	\$14.00	NA	\$14.00	NA	\$14.00	NA	\$14.00
LINE SIDE UNBUNDLED INCOMING PBX TRUNK - BUSINESS	UEPP1	NA	\$14.00	\$14.00	NA	\$14.00	NA	\$14.00	NA	\$14.00
2-WIRE VOICE UNBUNDLED 2-WAY COMBINATION PBX ALABAMA CALLING PORT	UEPA2	NA	NA	NA	NA	NA	NA	NA	NA	NA

BELLSOUTH/Xspedius RATES
NETWORK ELEMENTS
AND OTHER SERVICES
LOOP/PORT COMBINATIONS

Attachment 2
Exhibit C
Rates - Page 3

DESCRIPTION	USOC	AL	FL	GA	KY	LA	MS	NC	SC	TN
2-WIRE VOICE UNBUNDLED 2-WAY COMBINATION PBX LOUISIANA CALLING PORT	UEPL2	NA	NA	NA	NA	\$14.00	NA	NA	NA	NA
2-WIRE VOICE UNBUNDLED PBX LD TERMINAL PORTS	UEPLD	NA	\$14.00	\$14.00	NA	\$14.00	NA	\$14.00	NA	\$14.00
2-WIRE VOICE UNBUNDLED 2-WAY COMBINATION PBX TENNESSEE CALLING PORT	UEPT2	NA	NA	NA	NA	NA	NA	NA	NA	\$14.00
2-WIRE VOICE UNBUNDLED 1-WAY OUTGOING PBX TENNESSEE CALLING PORT	UEPTO	NA	NA	NA	NA	NA	NA	NA	NA	\$14.00
2-WIRE VOICE UNBUNDLED 2-WAY COMBINATION PBX USAGE PORT	UEPXA	NA	\$14.00	\$14.00	NA	\$14.00	NA	\$14.00	NA	\$14.00
2-WIRE VOICE UNBUNDLED PBX TOLL TERMINAL HOTEL PORTS	UEPXB	NA	\$14.00	\$14.00	NA	\$14.00	NA	\$14.00	NA	\$14.00
2-WIRE VOICE UNBUNDLED PBX LD DDD TERMINALS PORT	UEPXC	NA	\$14.00	\$14.00	NA	\$14.00	NA	\$14.00	NA	\$14.00
2-WIRE VOICE UNBUNDLED PBX LD TERMINAL SWITCHBOARD PORT	UEPXD	NA	\$14.00	\$14.00	NA	\$14.00	NA	\$14.00	NA	\$14.00
2-WIRE VOICE UNBUNDLED PBX LD TERMINAL SWITCHBOARD IDD CAPABLE PORT	UEPXE	NA	\$14.00	\$14.00	NA	\$14.00	NA	\$14.00	NA	\$14.00
2-WIRE VOICE UNBUNDLED 2-WAY PBX KENTUCKY ROOM AREA CALLING PORT WITHOUT LUD	UEPXF	NA	NA	NA	NA	NA	NA	NA	NA	NA
2-WIRE VOICE UNBUNDLED PBX KENTUCKY LUD AREA CALLING PORT	UEPXG	NA	NA	NA	NA	NA	NA	NA	NA	NA
2-WIRE VOICE UNBUNDLED PBX KENTUCKY PREMIUM CALLING PORT	UEPXH	NA	NA	NA	NA	NA	NA	NA	NA	NA
2-WIRE VOICE UNBUNDLED 2-WAY KENTUCKY AREA CALLING PORT WITHOUT LUD	UEPXJ	NA	NA	NA	NA	NA	NA	NA	NA	NA
2-WIRE VOICE UNBUNDLED 2-WAY PBX LOUISIANA LOCAL OPTIONAL CALLING PORT	UEPKX	NA	NA	NA	NA	\$14.00	NA	NA	NA	NA
2-WIRE VOICE UNBUNDLED 2-WAY PBX HOTEL/HOSPITAL ECONOMY ADMINISTRATIVE CALLING PORT	UEPXL	NA	\$14.00	\$14.00	NA	\$14.00	NA	\$14.00	NA	\$14.00
2-WIRE VOICE UNBUNDLED 2-WAY PBX HOTEL/HOSPITAL ECONOMY ROOM CALLING PORT	UEPXM	NA	\$14.00	\$14.00	NA	\$14.00	NA	\$14.00	NA	\$14.00
2-WIRE VOICE UNBUNDLED 1-WAY OUTGOING PBX HOTEL/HOSPITAL ECONOMY ADMINISTRATIVE CALLING PORTTENNESSEE CALLING PORT	UEPXN	NA	NA	NA	NA	NA	NA	NA	NA	\$14.00
2-WIRE VOICE UNBUNDLED 1-WAY OUTGOING PBX HOTEL/HOSPITAL DIACOUNT ROOM CALLING PORT	UEPXO	NA	\$14.00	\$14.00	NA	\$14.00	NA	\$14.00	NA	\$14.00
2-WIRE VOICE UNBUNDLED 1-WAY OUTGOING PBX LOUISIANA LOCAL DISCOUNT CALLING PORT	UEPXP	NA	NA	NA	NA	\$14.00	NA	NA	NA	NA
2-WIRE VOICE UNBUNDLED 2-WAY PBX MISSISSIPPI LOCAL ECONOMY CALLING PORT	UEPXQ	NA	NA	NA	NA	NA	NA	NA	NA	NA
2-WIRE VOICE UNBUNDLED 2-WAY PBX MISSISSIPPI LOCAL OPTIONAL CALLING PORT	UEPXR	NA	NA	NA	NA	NA	NA	NA	NA	NA
2-WIRE VOICE UNBUNDLED 1-WAY OUTGOING PBXMEASURED PORT	UEPXS	NA	\$14.00	\$14.00	NA	\$14.00	NA	\$14.00	NA	\$14.00
2-WIRE VOICE UNBUNDLED 2-WAY PBX SOUTH CAROLINA AREA PLUS CALLING PORT	UEPXT	NA	NA	NA	NA	NA	NA	NA	NA	NA
2-WIRE VOICE UNBUNDLED PBX COLLIERVERVILLE & MEMPHIS CALLING PORT	UEPXU	NA	NA	NA	NA	NA	NA	NA	NA	\$14.00
2-WIRE VOICE UNBUNDLED 2-WAY PBX TENNESSEE REGIONSERV CALLING PORT	UEPXV	NA	NA	NA	NA	NA	NA	NA	NA	\$14.00
LOCAL NUMBER PORTABILITY (REQUIRES ONE PER PORT)	LNPCP									
2-Wire Voice Grade Loop (SL1)										
RC - 2- Wire Voice Grade Loop - Statewide	UEPLX	NA	NA	NA	NA	NA	NA	\$14.18	NA	NA
RC - 2- Wire Voice Grade Loop - Zone 1	UEPLX	NA	\$14.90	\$10.80	NA	\$14.05	NA	NA	NA	\$15.92
RC - 2- Wire Voice Grade Loop - Zone 2	UEPLX	NA	\$18.51	\$12.47	NA	\$24.14	NA	NA	NA	\$20.79
RC - 2- Wire Voice Grade Loop - Zone 3	UEPLX	NA	\$24.25	\$19.83	NA	\$49.30	NA	NA	NA	\$27.18
RC - 2- Wire Voice Grade Loop - Zone 4	UEPLX	NA	NA	NA	NA	NA	NA	NA	NA	NA
Combination Rates										
RC - 2-Wire Voice Grade Loop with 2-Wire Line Port, Statewide	Note 8	NA	NA	NA	NA	NA	NA	\$28.18	NA	NA
RC - 2-Wire Voice Grade Loop with 2-Wire Line Port, Zone 1 (Note 6)	Note 8	NA	\$28.90	\$24.80	NA	\$28.05	NA	NA	NA	\$29.92
RC - 2-Wire Voice Grade Loop with 2-Wire Line Port, Zone 2 (Note 6)	Note 8	NA	\$32.51	\$26.47	NA	\$38.14	NA	NA	NA	\$34.79
RC - 2-Wire Voice Grade Loop with 2-Wire Line Port, Zone 3 (Note 6)	Note 8	NA	\$38.25	\$33.83	NA	\$63.30	NA	NA	NA	\$41.18
Nonrecurring Charges										
NRC - 2- wire voice grade unbundled port/loop combination - 1st, with change		NA	\$41.50	\$41.50	NA	\$41.50	NA	\$41.50	NA	\$41.50

BELLSOUTH/Xspedius RATES
 NETWORK ELEMENTS
 AND OTHER SERVICES
 LOOP/PORT COMBINATIONS

DESCRIPTION	USOC	AL	FL	GA	KY	LA	MS	NC	SC	TN
NRC - 2- wire voice grade unbundled port/loop combination - Add'l, with change		NA	\$41.50	\$41.50	NA	\$41.50	NA	\$41.50	NA	\$41.50
NRC - 2- wire voice grade unbundled port/loop combination - 1st, no change		NA	\$41.50	\$41.50	NA	\$41.50	NA	\$41.50	NA	\$41.50
NRC - 2- wire voice grade unbundled port/loop combination - Add'l, no change		NA	\$41.50	\$41.50	NA	\$41.50	NA	\$41.50	NA	\$41.50
NRC - 2-Wire Voice Grade Loop/Line Port Combination - Subsequent		NA	\$10.00	\$10.00	\$10.00	\$10.00	NA	\$10.00	NA	\$10.00
NRC - 2-Wire Voice Grade Loop/Line Port Combination - OSS LSR Charge, Electronic, per LSR received from the CLEC by one of the OSS interactive interfaces (Note 7)	SOME C	NA	\$2.75	\$3.50	NA	\$3.50	NA	\$3.50	NA	\$3.50
NRC - 2-Wire Voice Grade Loop/Line Port Combination - Incremental Cost - Manual Svc.Order vs. Electronic - 1st	SOMAN	NA	\$21.56	\$33.67	NA	\$31.92	NA	\$40.18	NA	\$30.89
NRC - 2-Wire Voice Grade Loop/Line Port Combination - Incremental Cost - Manual Svc.Order vs. Electronic - Add'l	SOMAN	NA	\$21.56	\$7.88	NA	\$7.32	NA	\$9.45	NA	\$7.03
NRC- 2 Wire Voice Grade Loop/Line Port Combination - Subsequent Database Update Electronic		NA	TBD	TBD	NA	\$2.11	NA	\$1.42	NA	TBD
NRC- 2 Wire Voice Grade Loop/Line Port Combination - Subsequent Database Update Manual Service Order		NA	TBD	TBD	NA	\$5.12	NA	\$10.27	NA	TBD
NRC - Electronic Service Order Disconnect		NA	\$0.42	NA	NA	NA	NA	NA	NA	NA
NRC - Incremental Manual Service Order Disconnect		NA	\$3.84	\$20.00	NA	\$20.00	NA	\$20.00	NA	\$20.00
COST BASED RATES (Notes 2 & 3)										
Currently Combined										
2-Wire Voice Grade Loop with 2-Wire Line Port										
2-Wire Voice Grade Line Port (Res.), per month										
2- wire voice unbundled port - residence	UEPRL	\$2.20	\$1.35	\$1.79	\$2.61	\$2.55	\$2.12	\$2.28	\$3.69	\$4.54
2-wire voice unbundled port with caller ID - residence	UEPRC	\$2.20	\$1.35	\$1.79	\$2.61	\$2.55	\$2.12	\$2.28	\$3.69	\$4.54
2-wire voice unbundled port outgoing only - residence	UEPRO	\$2.20	\$1.35	\$1.79	\$2.61	\$2.55	\$2.12	\$2.28	\$3.69	\$4.54
2-wire voice grade unbundled Alabama extended local dialing parity port with caller ID	UEPAR	\$2.20	NA	NA	NA	NA	NA	NA	NA	NA
2-wire voice grade unbundled Kentucky extended local dialing parity port with caller ID	UEPRM	NA	NA	NA	\$2.61	NA	NA	NA	NA	NA
2-wire voice grade unbundled Louisiana extended local dialing parity port with caller ID	UEPAS	NA	NA	NA	NA	\$2.55	NA	NA	NA	NA
2-wire voice grade unbundled Mississippi extended local dialing parity port with caller ID	UEPAT	NA	NA	NA	NA	NA	\$2.12	NA	NA	NA
2-wire voice grade unbundled South Carolina extended local dialing parity port with caller ID	UEPAU	NA	NA	NA	NA	NA	NA	NA	\$3.69	NA
2-wire voice grade unbundled Tennessee extended local dialing parity port with caller ID	UEPAQ	NA	NA	NA	NA	NA	NA	NA	NA	\$4.54
2-wire voice unbundled Florida area calling with caller ID - residence	UEPAF	NA	\$1.35	NA	NA	NA	NA	NA	NA	NA
2-wire voice unbundled Louisiana Area Plus with caller ID - residence (RUL)	UEPAG	NA	NA	NA	NA	\$2.55	NA	NA	NA	NA
2-wire voice unbundled Louisiana Area Plus with caller ID - residence (AC7)	UEPAH	NA	NA	NA	NA	\$2.55	NA	NA	NA	NA
2-wire voice unbundled South Carolina Area Calling port with Caller ID - residence (LW8)	UEPAJ	NA	NA	NA	NA	NA	NA	NA	\$3.69	NA
2-wire voice unbundled Tennessee Area Calling port with Caller ID - residence (F2R)	UEPAK	NA	NA	NA	NA	NA	NA	NA	NA	\$4.54
2-wire voice unbundled Tennessee Area Calling port with Caller ID - residence (TACER)	UEPAL	NA	NA	NA	NA	NA	NA	NA	NA	\$4.54
2-wire voice unbundled Tennessee Area Calling port with Caller ID - residence (TACSR)	UEPAM	NA	NA	NA	NA	NA	NA	NA	NA	\$4.54
2-wire voice unbundled Tennessee Area Calling port with Caller ID - residence (1MF2X)	UEPAN	NA	NA	NA	NA	NA	NA	NA	NA	\$4.54
2-wire voice unbundled Tennessee Area Calling port with Caller ID - residence (2MR)	UEPAO	NA	NA	NA	NA	NA	NA	NA	NA	\$4.54

BELLSOUTH/Xspedius RATES
NETWORK ELEMENTS
AND OTHER SERVICES
LOOP/PORT COMBINATIONS

Attachment 2
Exhibit C
Rates - Page 5

DESCRIPTION	USOC	AL	FL	GA	KY	LA	MS	NC	SC	TN
2-wire voice unbundled res, low usage line port with Caller ID (LUM)	UEPAP	\$2.20	\$1.35	\$1.79	\$2.61	\$2.55	\$2.12	\$2.28	\$3.69	\$4.54
2-Wire Voice Grade Line Port (Bus.), per month										
2-wire voice unbundled port without Caller ID	UEPBL	\$2.20	\$1.35	\$1.79	\$2.61	\$2.55	\$2.12	\$2.28	\$3.69	\$4.54
2-wire voice unbundled port with unbundled port with Caller+E484 IC	UEPBC	\$2.20	\$1.35	\$1.79	\$2.61	\$2.55	\$2.12	\$2.28	\$3.69	\$4.54
2-wire voice unbundled outgoing only port	UEPBO	\$2.20	\$1.35	\$1.79	\$2.61	\$2.55	\$2.12	\$2.28	\$3.69	\$4.54
2-wire voice grade unbundled Alabama extended local dialing parity port with caller ID	UEPAW	\$2.20	NA	NA	NA	NA	NA	NA	NA	NA
2-wire voice grade unbundled Kentucky extended local dialing parity port with caller ID	UEPBM	NA	NA	NA	\$2.61	NA	NA	NA	NA	NA
2-wire voice grade unbundled Louisiana extended local dialing parity port with caller ID	UEPAX	NA	NA	NA	NA	\$2.55	NA	NA	NA	NA
2-wire voice grade unbundled Mississippi extended local dialing parity port with caller ID	UEPAY	NA	NA	NA	NA	NA	\$2.12	NA	NA	NA
2-wire voice grade unbundled South Carolina extended local dialing parity port with caller ID	UEPAZ	NA	NA	NA	NA	NA	NA	NA	\$3.69	NA
2-wire voice grade unbundled Tennessee extended local dialing parity port with caller ID	UEPAV	NA	NA	NA	NA	NA	NA	NA	NA	\$4.54
2-wire voice unbundled incoming only port with Caller IC	UEPB1	\$2.20	\$1.35	\$1.79	\$2.61	\$2.55	\$2.12	\$2.28	\$3.69	\$4.54
2-wire voice unbundled LA Bus Area Calling Port with Caller ID (BUC)	UEPAA	NA	NA	NA	NA	\$2.55	NA	NA	NA	NA
2-wire voice unbundled SC Bus Area Calling Port with Caller ID (LMB)	UEPAB	NA	NA	NA	NA	NA	NA	NA	\$3.69	NA
2-wire voice unbundled TN Bus 2-Way Area Calling Port Economy Option (TACC1)	UEPAC	NA	NA	NA	NA	NA	NA	NA	NA	\$4.54
2-wire voice unbundled TN Bus 2-Way Area Calling Port Standard Option (TACC2)	UEPAD	NA	NA	NA	NA	NA	NA	NA	NA	\$4.54
2-wire voice unbundled TN Bus 2-WAY Collierville and Memphis Local Calling Port (B2F)	UEPAE	NA	NA	NA	NA	NA	NA	NA	NA	\$4.54
2-Wire Voice Grade Loop (SL1)										
RC - 2- Wire Voice Grade Loop - Statewide	UEPLX	NA	NA	NA	NA	NA	NA	\$14.18	NA	NA
RC - 2- Wire Voice Grade Loop - Zone 1	UEPLX	\$14.35	\$14.90	\$10.80	\$14.79	\$14.05	\$14.59	NA	\$17.02	\$12.48
RC - 2- Wire Voice Grade Loop - Zone 2	UEPLX	\$23.31	\$18.51	\$12.47	\$27.68	\$24.14	\$19.33	NA	\$25.66	\$14.42
RC - 2- Wire Voice Grade Loop - Zone 3	UEPLX	\$42.24	\$24.25	\$19.83	\$47.78	\$49.30	\$27.63	NA	\$33.99	\$21.77
RC - 2- Wire Voice Grade Loop - Zone 4	UEPLX	NA	NA	NA	NA	NA	\$36.47	NA	NA	NA
Combination Rates										
RC - 2-Wire Voice Grade Loop with 2-Wire Line Port, Statewide	Note 8	NA	NA	NA	NA	NA	NA	\$16.46	NA	NA
RC - 2-Wire Voice Grade Loop with 2-Wire Line Port, Zone 1 (Note 6)	Note 8	\$16.55	\$16.25	\$12.59	\$17.40	\$16.60	\$16.71	NA	\$20.71	\$17.02
RC - 2-Wire Voice Grade Loop with 2-Wire Line Port, Zone 2 (Note 6)	Note 8	\$25.51	\$19.86	\$14.26	\$30.29	\$26.69	\$21.45	NA	\$29.35	\$18.96
RC - 2-Wire Voice Grade Loop with 2-Wire Line Port, Zone 3 (Note 6)	Note 8	\$44.44	\$25.60	\$21.62	\$50.39	\$51.85	\$29.75	NA	\$37.68	\$26.31
RC - 2-Wire Voice Grade Loop with 2-Wire Line Port, Zone 4 (Note 6)	Note 8	NA	NA	NA	NA	NA	\$38.59	NA	NA	NA
Nonrecurring Charges										
NRC - 2-Wire Voice Grade Loop/Line Port Combination - 1st, Switch as is	USAC2	\$2.80	\$0.1964	\$2.01	\$10.00	\$3.80	\$5.20	\$2.77	\$1.59	\$1.03
NRC - 2-Wire Voice Grade Loop/Line Port Combination - Add'l, Switch as is	USAC2	\$0.41	\$0.1964	\$0.3108	\$10.00	\$0.29	\$0.41	\$0.40	\$0.40	\$0.2886
NRC - 2-Wire Voice Grade Loop/Line Port Combination - 1st, Switch with change	USACC	\$2.80	\$0.1964	\$2.01	\$10.00	\$3.80	\$5.20	\$2.77	\$1.59	\$1.03
NRC - 2-Wire Voice Grade Loop/Line Port Combination - Add'l, Switch with change	USACC	\$0.41	\$0.1964	\$0.3108	\$10.00	\$0.29	\$0.41	\$0.40	\$0.40	\$0.2886
NRC - 2-Wire Voice Grade Loop/Line Port Combination - Subsequent	USAS2	\$10.00	\$10.00	\$10.00	\$10.00	\$10.00	\$10.00	\$10.00	\$10.00	\$10.00
NRC - 2-Wire Voice Grade Loop/Line Port Combination - OSS LSR Charge, Electronic, per LSR received from the CLEC by one of the OSS interactive interfaces (Note 7)	SOME C	\$3.50	\$2.75	\$3.50	\$3.50	\$3.50	\$3.50	\$3.50	\$3.50	\$3.50
NRC - 2-Wire Voice Grade Loop/Line Port Combination - Incremental Cost - Manual Svc.Order vs. Electronic - 1st	SOMAN	\$40.71	\$21.56	\$33.67	\$19.99	\$31.92	\$43.52	\$40.18	\$43.19	\$30.89
NRC - 2-Wire Voice Grade Loop/Line Port Combination - Incremental Cost - Manual Svc.Order vs. Electronic - Add'l	SOMAN	\$9.58	\$21.56	\$7.88	\$19.99	\$7.32	\$9.99	\$9.45	\$9.91	\$7.03
NRC- 2 Wire Voice Grade Loop/Line Port Combination - Subsequent Database Update Electronic		\$1.44	TBD	TBD	TBD	\$2.11	\$2.87	\$1.42	\$0.71	\$0.76
NRC- 2 Wire Voice Grade Loop/Line Port Combination - Subsequent Database Update Manual Service Order		\$8.25	TBD	TBD	TBD	\$5.12	\$6.88	\$10.27	\$8.91	\$7.97
NRC - Electronic Service Order Disconnect		NA	\$0.42	NA	NA	NA	NA	NA	NA	NA
NRC - Incremental Manual Service Order Disconnect		\$20.00	\$3.84	\$20.00	\$20.00	\$20.00	\$20.00	\$20.00	\$20.00	\$20.00
NRCs for New (not Currently Combined) as ordered in Georgia										

BELLSOUTH/Xspedius RATES
NETWORK ELEMENTS
AND OTHER SERVICES
LOOP/PORT COMBINATIONS

DESCRIPTION	USOC	AL	FL	GA	KY	LA	MS	NC	SC	TN
NRC - 2-Wire Voice Grade Loop with 2-Wire Line Port - New - 1s	UEPRL	NA	NA	\$22.14	NA	NA	NA	NA	NA	NA
NRC - 2-Wire Voice Grade Loop with 2-Wire Line Port - New - Add'	UEPRL	NA	NA	\$15.25	NA	NA	NA	NA	NA	NA
NRC - 2-Wire Voice Grade Loop with 2-Wire Line Port - New - 1s	UEPRC	NA	NA	\$22.14	NA	NA	NA	NA	NA	NA
NRC - 2-Wire Voice Grade Loop with 2-Wire Line Port - New - Add'	UEPRC	NA	NA	\$15.25	NA	NA	NA	NA	NA	NA
NRC - 2-Wire Voice Grade Loop with 2-Wire Line Port - New - 1s	UEPRO	NA	NA	\$22.14	NA	NA	NA	NA	NA	NA
NRC - 2-Wire Voice Grade Loop with 2-Wire Line Port - New - Add'	UEPRO	NA	NA	\$15.25	NA	NA	NA	NA	NA	NA
NRC - 2-Wire Voice Grade Loop with 2-Wire Line Port - New - 1s	UEPAP	NA	NA	\$22.14	NA	NA	NA	NA	NA	NA
NRC - 2-Wire Voice Grade Loop with 2-Wire Line Port - New - Add'	UEPAP	NA	NA	\$15.25	NA	NA	NA	NA	NA	NA
NRC - 2-Wire Voice Grade Loop with 2-Wire Line Port - New - 1s	UEPBL	NA	NA	\$22.14	NA	NA	NA	NA	NA	NA
NRC - 2-Wire Voice Grade Loop with 2-Wire Line Port - New - Add'l	UEPBL	NA	NA	\$15.25	NA	NA	NA	NA	NA	NA
NRC - 2-Wire Voice Grade Loop with 2-Wire Line Port - New - 1s	UEPBC	NA	NA	\$22.14	NA	NA	NA	NA	NA	NA
NRC - 2-Wire Voice Grade Loop with 2-Wire Line Port - New - Add'	UEPBC	NA	NA	\$15.25	NA	NA	NA	NA	NA	NA
NRC - 2-Wire Voice Grade Loop with 2-Wire Line Port - New - 1s	UEPBO	NA	NA	\$22.14	NA	NA	NA	NA	NA	NA
NRC - 2-Wire Voice Grade Loop with 2-Wire Line Port - New - Add'	UEPBO	NA	NA	\$15.25	NA	NA	NA	NA	NA	NA
NRC - 2-Wire Voice Grade Loop with 2-Wire Line Port - New - 1s	UEPB1	NA	NA	\$22.14	NA	NA	NA	NA	NA	NA
NRC - 2-Wire Voice Grade Loop with 2-Wire Line Port - New - Add'	UEPB1	NA	NA	\$15.25	NA	NA	NA	NA	NA	NA
NRC - 2-Wire Voice Grade Loop/Line Port Combination - Subsequent	USAS2	NA	NA	\$10.00	NA	NA	NA	NA	NA	NA
NRC - 2-Wire Voice Grade Loop with 2-Wire Line Port - New - Disconnect - 1s		NA	NA	\$8.45	NA	NA	NA	NA	NA	NA
NRC - 2-Wire Voice Grade Loop with 2-Wire Line Port - New - Disconnect - Add'		NA	NA	\$3.91	NA	NA	NA	NA	NA	NA
NRC - 2-Wire Voice Grade Loop/Line Port Combination - OSS LSR Charge, Electronic, per LSR received from the CLEC by one of the OSS interactive interfaces (Note 7)	SOMEK	NA	NA	\$3.50	NA	NA	NA	NA	NA	NA
NRC - 2-Wire Voice Grade Loop with 2-Wire Line Port - Incremental Cost Manual vs. Electronic - New - 1st		NA	NA	\$37.06	NA	NA	NA	NA	NA	NA
NRC - 2-Wire Voice Grade Loop with 2-Wire Line Port - Incremental Cost Manual vs. Electronic - New - Add'l		NA	NA	\$8.19	NA	NA	NA	NA	NA	NA
NRC - 2 Wire Voice Grade Loop/Line Port Combination - Subsequent Database Update Electronic		NA	NA	TBD	NA	NA	NA	NA	NA	NA
NRC - 2 Wire Voice Grade Loop/Line Port Combination - Subsequent Database Update Manual Service Order		NA	NA	TBD	NA	NA	NA	NA	NA	NA
NRC - 2-Wire Voice Grade Loop with 2-Wire Line Port - Incremental Cost Manual vs. Electronic - New - Disconnect		NA	NA	\$11.17	NA	NA	NA	NA	NA	NA
2- Wire Voice Grade Loop - Bus Only with 2-Wire DID Trunk Port										
2 - Wire Line Port - DID Trunk Port, per month	UEPD1	TBD	\$9.36	\$11.35	\$10.84	\$13.12	\$14.63	\$12.12	TBD	\$8.78
2-Wire Voice Grade Loop (SL2)										
RC - 2- Wire Voice Grade Loop - Statewide	UECD1	NA	NA	NA	NA	NA	NA	\$11.76	NA	NA
RC - 2- Wire Voice Grade Loop - Zone 1	UECD1	\$17.95	\$18.48	\$16.84	\$17.78	\$17.65	\$18.35	NA	\$21.57	\$9.60
RC - 2- Wire Voice Grade Loop - Zone 2	UECD1	\$29.16	\$22.43	\$19.45	\$23.96	\$30.32	\$24.33	NA	\$32.53	\$11.09
RC - 2- Wire Voice Grade Loop - Zone 3	UECD1	\$52.84	\$27.87	\$30.92	\$34.96	\$61.93	\$34.77	NA	\$43.08	\$16.74
RC - 2- Wire Voice Grade Loop - Zone 4	UECD1	NA	NA	NA	NA	NA	\$45.88	NA	NA	NA
Combination Rates										
RC - 2-Wire Voice Grade Loop with 2-Wire DID Port, Statewide	Note 8	NA	NA	NA	NA	NA	NA	\$23.79	NA	NA
RC - 2-Wire Voice Grade Loop with 2-Wire DID Port, Zone 1 (Note 6)	Note 8	28.72	\$27.84	\$28.19	28.72	\$30.77	28.72	NA	28.72	\$18.38
RC - 2-Wire Voice Grade Loop with 2-Wire DID Port, Zone 2 (Note 6)	Note 8	34.91	\$31.79	\$30.80	34.91	\$43.44	34.91	NA	34.91	\$19.87
RC - 2-Wire Voice Grade Loop with 2-Wire DID Port, Zone 3 (Note 6)	Note 8	45.9	\$37.23	\$42.27	45.9	\$75.05	45.9	NA	45.9	\$25.52
RC - 2-Wire Voice Grade Loop with 2-Wire DID Port, Zone4 (Note 6)	Note 8	NA	NA	NA	NA	NA	TBD	NA	NA	NA
NRC- 2- Wire Voice Grade Loop with 2- Wire DID Port - Conversion - Switch As Is - 1st port	USAC1	\$14.62	\$14.62	\$166.08	TBD	\$14.60	\$14.60	\$13.26	\$14.62	\$8.76
NRC- 2- Wire Voice Grade Loop with 2- Wire DID Port - Conversion - Switch As Is Each Addl Port	USAC1	\$3.73	\$3.73	\$140.01	TBD	\$3.72	\$3.72	\$8.39	\$3.73	\$5.75

BELLSOUTH/Xspedius RATES
NETWORK ELEMENTS
AND OTHER SERVICES
LOOP/PORT COMBINATIONS

DESCRIPTION	USOC	AL	FL	GA	KY	LA	MS	NC	SC	TN
NRC- 2- Wire Voice Grade Loop with 2- Wire DID Port - Conversion with changes - 1st port	USA1C	\$14.62	\$14.62	\$166.08	TBD	\$14.60	\$14.60	\$13.26	\$14.62	\$8.76
NRC- 2- Wire Voice Grade Loop with 2- Wire DID Port - Conversion with changes - Each Addl port	USA1C	\$3.73	\$3.73	\$140.01	TBD	\$3.72	\$3.72	\$8.39	\$3.73	\$5.75
NRC - 2-Wire DID Subsequent Activity - Per Svc Order - Add Trunks, Per Trunk	USAS1	\$53.57	\$53.57	NA	NA	\$53.50	\$53.50	NA	\$53.57	NA
NRC - 2-Wire Voice Grade Loop/Line Port Combination - OSS LSR Charge, Electronic, per LSR received from the CLEC by one of the OSS interactive interfaces (Note 7)	SOME C	\$3.50	\$2.75	\$3.50	\$3.50	\$3.50	\$3.50	\$3.50	\$3.50	\$3.50
NRC- 2- Wire Voice Grade Loop with 2- Wire DID Port - Incremental Cost- Manual Service Order - 1st	SOMAN	\$19.99	\$21.56	\$37.88	\$19.99	\$19.99	\$19.99	\$53.89	\$19.99	\$41.43
NRC- 2- Wire Voice Grade Loop with 2- Wire DID Port - Incremental Cost- Manual Service Order - Addl	SOMAN	\$19.99	\$21.56	\$16.84	\$19.99	\$19.99	\$19.99	\$11.34	\$19.99	\$9.80
NRC - Electronic Service Order Disconnect		\$0.42	\$0.42	\$0.42	\$0.42	\$0.42	\$0.42	\$0.42	\$0.42	\$0.42
NRC - Incremental Manual Service Order Disconnect		\$20.00	\$3.84	\$20.00	\$20.00	\$20.00	\$20.00	\$20.00	\$20.00	\$20.00
Telephone Number/Trunk Group Establishment										
DID Trunk Termination (one required per port)	NDT	\$0.00	\$0.00	\$0.00	\$0.00	\$0.00	\$0.00	\$0.00	\$0.00	\$0.00
DID Numbers, Establish Trunk Group and Provide First Group of 20 DID Numbers (FL, GA, NC, & SC only)	NDZ	\$0.00	\$0.00	\$0.00	\$0.00	\$0.00	\$0.00	\$0.00	\$0.00	\$0.00
DID Numbers, Establish Trunk Group and Provide First Group of 20 DID Numbers (AL, KY, LA, MS, & TN). In addition, Provides Additional DID Numbers for each Group of 20 DID Numbers (Valid in All States)	ND4	\$0.00	\$0.00	\$0.00	\$0.00	\$0.00	\$0.00	\$0.00	\$0.00	\$0.00
DID Numbers, non-consecutive	ND5	\$0.00	\$0.00	\$0.00	\$0.00	\$0.00	\$0.00	\$0.00	\$0.00	\$0.00
2-Wire ISDN Digital Grade Loop with 2-wire ISDN Digital Port										
2-wire ISDN Digital Port per month	UEPPB	\$16.42	\$8.51	\$13.47	\$12.99	\$11.42	\$51.91	\$24.37	\$33.74	\$18.21
2-Wire ISDN Digital Grade Loop										
RC - 2-Wire ISDN Digital Grade Loop - Statewide	USL2X	NA	NA	NA	NA	NA	NA	\$19.08	NA	NA
RC - 2-Wire ISDN Digital Grade Loop - Zone 1	USL2X	\$23.23	\$22.48	\$21.89	\$22.41	\$28.87	\$21.86	NA	\$26.68	\$16.20
RC - 2-Wire ISDN Digital Grade Loop - Zone 2	USL2X	\$37.74	\$27.90	\$25.27	\$31.10	\$37.63	\$28.97	NA	\$40.24	\$18.71
RC - 2-Wire ISDN Digital Grade Loop - Zone 3	USL2X	\$68.38	\$30.78	\$40.17	\$42.36	\$48.42	\$41.40	NA	\$53.29	\$28.25
RC - 2-Wire ISDN Digital Grade Loop - Zone 4	USL2X	NA	NA	NA	NA	NA	\$54.64	NA	NA	NA
Combination Rates										
RC - 2-Wire ISDN Digital Grade Loop with 2-wire ISDN Digital Port - Statewide	Note 8	NA	NA	NA	NA	NA	NA	\$43.45	NA	NA
RC - 2-Wire ISDN Digital Grade Loop with 2-wire ISDN Digital Port - Zone 1	Note 8	\$39.65	\$30.99	\$35.36	\$34.40	\$34.84	\$73.77	NA	\$60.42	\$34.41
RC - 2-Wire ISDN Digital Grade Loop with 2-wire ISDN Digital Port - Zone 2	Note 8	\$54.16	\$36.41	\$38.74	\$44.10	\$43.20	\$80.78	NA	\$73.98	\$36.92
RC - 2-Wire ISDN Digital Grade Loop with 2-wire ISDN Digital Port - Zone 3	Note 8	\$84.80	\$39.30	\$53.64	\$55.35	\$59.69	\$93.31	NA	\$87.03	\$46.46
RC - 2-Wire ISDN Digital Grade Loop with 2-wire ISDN Digital Port - Zone 4	Note 8	NA	NA	NA	NA	NA	\$106.55	NA	NA	NA
NRC - 2-Wire ISDN Digital Grade Loop/2-wire ISDN Digital Port - 1st conversion	USACB	\$79.12	\$86.79	\$239.95	\$79.12	\$79.01	\$79.12	\$174.35	\$79.12	\$117.23
NRC - 2-Wire ISDN Digital Grade Loop/2-wire ISDN Digital Port - Add'l conversion	USACB	\$54.04	\$54.04	\$156.92	\$54.04	\$53.97	\$54.04	\$174.35	\$54.04	\$117.23
NRC - 2-Wire ISDN Digital Grade Loop/2-wire ISDN Digital Port - Non Feature Subsequent Activity	USASB	\$53.50	\$53.50	\$53.50	\$53.50	\$53.50	\$53.50	\$53.50	\$53.50	\$212.88
NRC - 2-Wire Voice Grade Loop/Line Port Combination - OSS LSR Charge, Electronic, per LSR received from the CLEC by one of the OSS interactive interfaces (Note 7)	SOME C	\$3.50	\$2.75	\$3.50	\$3.50	\$3.50	\$3.50	\$3.50	\$3.50	\$3.50
NRC - 2-Wire ISDN Digital Grade Loop/2-wire ISDN Digital Port - Incremental Cost- Manual Service Order - 1st	SOMAN	\$19.99	\$21.56	\$19.99	\$19.99	\$19.99	\$19.99	\$19.99	\$19.99	\$19.99
NRC - 2-Wire ISDN Digital Grade Loop/2-wire ISDN Digital Port - Incremental Cost- Manual Service Order - Addl	SOMAN	\$19.99	\$21.56	\$19.99	\$19.99	\$19.99	\$19.99	\$19.99	\$19.99	\$19.99
NRC - Electronic Service Order Disconnect		\$0.42	\$0.42	\$0.42	\$0.42	\$0.42	\$0.42	\$0.42	\$0.42	\$0.42
NRC - Incremental Manual Service Order Disconnect		\$20.00	\$3.84	\$20.00	\$20.00	\$20.00	\$20.00	\$20.00	\$20.00	\$20.00
4 - Wire DS1 Digital Loop with 4 - Wire ISDN DS1 Digital Trunk Port										
4 - Wire ISDN DS1 Digital Trunk Port	UEPPP	\$186.02	\$95.39	\$163.16	\$113.21	\$107.55	\$213.21	\$179.01	\$214.79	\$78.40

BELLSOUTH/Xspedius RATES
 NETWORK ELEMENTS
 AND OTHER SERVICES
 LOOP/PORT COMBINATIONS

DESCRIPTION	USOC	AL	FL	GA	KY	LA	MS	NC	SC	TN
4 - Wire DS1 Digital Loop										
RC - 4-Wire DS1 Digital Loop - Statewide	USL4P	NA	NA	NA	NA	NA	NA	\$62.71	NA	NA
RC - 4-Wire DS1 Digital Loop - Zone 1	USL4P	\$51.74	\$92.48	\$55.53	\$106.04	\$100.70	\$50.99	NA	\$59.61	\$57.73
RC - 4-Wire DS1 Digital Loop - Zone 2	USL4P	\$84.05	\$119.68	\$3.21	\$135.15	\$129.12	\$67.58	NA	\$89.90	\$75.40
RC - 4-Wire DS1 Digital Loop - Zone 3	USL4P	\$152.29	\$194.70	\$101.93	\$186.26	\$344.16	\$96.58	NA	\$119.06	\$98.59
RC - 4-Wire DS1 Digital Loop - Zone 4	USL4P	NA	NA	NA	NA	NA	\$127.47	NA	NA	NA
Combination Rates										
RC - 4-Wire DS1 Digital Loop with 4-wire ISDN DS1 Digital Port - Statewide	Note 8	NA	NA	NA	NA	NA	NA	\$241.72	NA	NA
RC - 4-Wire DS1 Digital Loop with 4-wire ISDN DS1 Digital Port - Zone 1	Note 8	\$237.76	\$187.87	\$218.69	\$219.25	\$208.25	\$264.20	NA	\$274.40	\$136.13
RC - 4-Wire DS1 Digital Loop with 4-wire ISDN DS1 Digital Port - Zone 2	Note 8	\$270.07	\$215.07	\$227.29	\$248.36	\$236.67	\$280.79	NA	\$304.69	\$153.80
RC - 4-Wire DS1 Digital Loop with 4-wire ISDN DS1 Digital Port - Zone 3	Note 8	\$338.31	\$290.08	\$265.09	\$299.47	\$451.57	\$309.79	NA	\$333.85	\$176.99
RC - 4-Wire DS1 Digital Loop with 4-wire ISDN DS1 Digital Port - Zone 4	Note 8	NA	NA	NA	NA	NA	\$340.68	NA	NA	NA
Local Number Portability										
Local Number Portability (1 per port)	LNPCN	\$1.75	\$1.75	\$1.75	\$1.75	\$1.75	\$1.75	\$1.75	\$1.75	\$1.75
Interface (Provisioning Only)										
Voice/Data	PR71V	\$0.00	\$0.00	\$0.00	\$0.00	\$0.00	\$0.00	\$0.00	\$0.00	\$0.00
Digital Data	PR71D	\$0.00	\$0.00	\$0.00	\$0.00	\$0.00	\$0.00	\$0.00	\$0.00	\$0.00
Inward Data	PR71E	\$0.00	\$0.00	\$0.00	\$0.00	\$0.00	\$0.00	\$0.00	\$0.00	\$0.00
Non-Recurring Charges										
NRC - 4-Wire DS1 Digital Loop with 4-wire ISDN DS1 Digital Port Combination - 1st conversion	USACP	\$240.30	\$247.97	\$269.96	\$240.30	\$239.95	\$240.30	\$481.51	\$240.30	\$328.53
NRC - 4-Wire DS1 Digital Loop with 4-wire ISDN DS1 Digital Port Combination - Add'l conversion	USACP	\$157.17	\$157.17	\$269.96	\$157.17	\$156.94	\$157.17	\$481.51	\$157.17	\$328.53
NRC - 4 - Wire DS1 Digital Loop with 4 - Wire ISDN DS1 Digital Trunk Port - Subsequent Channel Activation - Per Channel	USASP	\$29.06	\$29.06	\$28.71	\$29.06	\$29.01	\$29.06	\$36.92	\$29.06	\$28.39
NRC - 4-Wire DS1 Digital Loop with 4-wire ISDN DS1 Digital Port Combination - Subsequent Inward/2-way Telephone Numbers	PR7TG	\$0.98	\$0.9804	\$0.9686	\$0.98	\$0.98	\$0.98	\$1.17	\$0.98	\$0.9353
NRC - 4-Wire DS1 Digital Loop with 4-wire ISDN DS1 Digital Port Combination - Subsequent Outward Telephone numbers	PR7TP	\$23.02	\$23.02	\$22.75	\$23.02	\$22.99	\$23.02	\$28.17	\$23.02	\$22.36
NRC - 4-Wire DS1 Digital Loop with 4-wire ISDN DS1 Digital Port Combination - Subsequent Inward Telephone Numbers	PR7ZT	\$46.05	\$46.05	\$45.49	\$46.05	\$45.98	\$46.05	\$56.33	\$46.05	\$44.71
NRC - 4-Wire DS1 Digital Loop with 4-wire ISDN DS1 Digital Port Combination - Subsequent Service Order Per Order	USASP	\$147.47	\$147.47	\$147.47	\$147.47	\$147.47	\$147.47	\$255.25	\$147.47	\$189.76
NRC - 2-Wire Voice Grade Loop/Line Port Combination - OSS LSR Charge, Electronic, per LSR received from the CLEC by one of the OSS interactive interfaces (Note 7)	SOME C	\$3.50	\$2.75	\$3.50	\$3.50	\$3.50	\$3.50	\$3.50	\$3.50	\$3.50
NRC - 4-Wire DS1 Digital Loop with 4-wire ISDN Digital Port - Incremental Cost-Manual Service Order - 1st	SOMAN	\$19.99	\$21.56	\$19.99	\$19.99	\$19.99	\$19.99	\$19.99	\$19.99	\$19.99
NRC - 4-Wire ISDN Digital Loop with 4-wire ISDN Digital Port - Incremental Cost-Manual Service Order - Addl	SOMAN	\$19.99	\$21.56	\$19.99	\$19.99	\$19.99	\$19.99	\$19.99	\$19.99	\$19.99
NRC - Electronic Service Order Disconnect		\$0.42	\$0.42	\$0.42	\$0.42	\$0.42	\$0.42	\$0.42	\$0.42	\$0.42
NRC - Incremental Manual Service Order Disconnect		\$20.00	\$3.84	\$20.00	\$20.00	\$20.00	\$20.00	\$20.00	\$20.00	\$20.00
4 - Wire DS1 Digital Loop with 4 - Wire DDITS Trunk Port										
4 - Wire DDITS Digital Trunk Port (Formerly DID Trunk Port)	UDD1T	\$130.23	\$63.31	\$120.80	\$83.28	\$149.27	\$146.46	\$123.65	TBD	\$120.00
4 - Wire DS1 Digital Loop	USLDC									
4 - Wire DS1 Digital Loop - Statewide	USLDC	NA	NA		NA	NA	NA	\$62.71	NA	NA
4 - Wire DS1 Digital Loop - Zone 1	USLDC	\$51.74	\$64.69	\$55.53	\$106.04	\$56.32	\$50.99	NA	\$59.61	\$57.73
4 - Wire DS1 Digital Loop - Zone 2	USLDC	\$84.05	\$94.71	\$64.13	\$135.15	\$96.73	\$67.58	NA	\$89.90	\$75.40
4 - Wire DS1 Digital Loop - Zone 3	USLDC	\$152.29	\$208.93	\$101.93	\$186.26	\$197.57	\$96.58	NA	\$119.06	\$98.59
4 - Wire DS1 Digital Loop - Zone 4	USLDC	NA	NA	NA	NA	NA	\$127.47	NA	NA	NA
Combination Rates										
4 - Wire DS1 Digital Loop with 4 - Wire DDITS Trunk Port - Statewide	Note 8	NA	NA	NA	NA	NA	NA	\$186.36	NA	NA
4 - Wire DS1 Digital Loop with 4 - Wire DDITS Trunk Port - Zone 1	Note 8	\$181.97	\$128.00	\$176.33	\$189.32	\$205.59	\$197.45	NA	TBD	\$93.28
4 - Wire DS1 Digital Loop with 4 - Wire DDITS Trunk Port - Zone 2	Note 8	\$214.28	\$158.02	\$184.93	\$218.43	\$246.00	\$214.04	NA	TBD	\$110.95
4 - Wire DS1 Digital Loop with 4 - Wire DDITS Trunk Port - Zone 3	Note 8	\$282.52	\$272.24	\$222.73	\$269.54	\$346.84	\$243.04	NA	TBD	\$134.14
4 - Wire DS1 Digital Loop with 4 - Wire DDITS Trunk Port - Zone 4	Note 8	NA	NA	NA	NA	NA	\$273.93	NA	NA	NA

BELLSOUTH/Xspedius RATES
NETWORK ELEMENTS
AND OTHER SERVICES
LOOP/PORT COMBINATIONS

Attachment 2
Exhibit C
Rates - Page 9

DESCRIPTION	USOC	AL	FL	GA	KY	LA	MS	NC	SC	TN
Local number Portability per DSO Activated	LNPCP	\$3.15	\$3.15	\$3.15	\$3.15	\$3.15	\$3.15	\$3.15	\$3.15	\$3.15
Central Office Terminating Point	CTG	\$0.00	\$0.00	\$0.00	\$0.00	\$0.00	\$0.00	\$0.00	\$0.00	\$0.00
Telephone Number / Trunk Group establishments										
Telephone Number for 2-Way Trunk Group	UDTGX	\$0.00	\$0.00	\$0.00	\$0.00	\$0.00	\$0.00	\$0.00	\$0.00	\$0.00
Telephone Number for 1-Way Outward Trunk Group	UDTGY	\$0.00	\$0.00	\$0.00	\$0.00	\$0.00	\$0.00	\$0.00	\$0.00	\$0.00
Telephone Number for 1-Way Inward Trunk Group Without DID	UDTGZ	\$0.00	\$0.00	\$0.00	\$0.00	\$0.00	\$0.00	\$0.00	\$0.00	\$0.00
DID Numbers, Establish Trunk Group and Provide First Group of 20 DID Numbers (FL, GA, NC, & SC only)	NDZ	\$0.00	\$0.00	\$0.00	\$0.00	\$0.00	\$0.00	\$0.00	\$0.00	\$0.00
DID Numbers, Establish Trunk Group and Provide First Group of 20 DID Numbers (AL, KY, LA, MS, & TN). In addition, Provides Additional DID Numbers for each Group of 20 DID Numbers (Valid in All States)	ND4	\$0.00	\$0.00	\$0.00	\$0.00	\$0.00	\$0.00	\$0.00	\$0.00	\$0.00
DID Numbers, Non- consecutive DID Numbers , Per Number	ND5	\$0.00	\$0.00	\$0.00	\$0.00	\$0.00	\$0.00	\$0.00	\$0.00	\$0.00
Interoffice Channel Mileage - (Dedicated DS1) FX/FCO for 4 - Wire DS1 Digital Loop with 4 - Wire DDITS Trunk Port										
Fixed cost 0-8 miles (Facilities Termination)	1LNO1	\$79.69	\$92.62	\$63.39	\$55.05	\$93.40	\$74.40	\$71.29	\$94.98	\$75.83
Additional costs per mile 0-8 miles	1LNOA	\$0.6920	\$0.2000	\$0.3068	\$0.4500	\$0.7831	\$0.6598	\$0.0783	\$0.7598	\$0.3525
Fixed cost 9-25 miles (Facilities Termination)	1LNO2	\$0.00	\$0.00	\$0.00	\$0.00	\$0.00	\$0.00	\$0.00	\$0.00	\$0.00
additional costs per mile 9-25 miles	1LNOB	\$0.6920	\$0.2000	\$0.3068	\$0.4500	\$0.7831	\$0.6598	\$0.0783	\$0.7598	\$0.3525
Fixed cost 25 + miles (Facilities Termination)	1LNO3	\$0.00	\$0.00	\$0.00	\$0.00	\$0.00	\$0.00	\$0.00	\$0.00	\$0.00
Additional costs 25 + miles	1LNOC	\$0.6920	\$0.2000	\$0.3068	\$0.4500	\$0.7831	\$0.6598	\$0.0783	\$0.7598	\$0.3525
Enhanced Performance Charges										
Enhanced Performance Charges - as negotiated in contract	UDTPC	TBN	TBN	TBN	TBN	TBN	TBN	TBN	TBN	TBN
Non-recurring Charges										
NRC - 4-Wire DS1 Digital Loop with 4-Wire DDITS Trunk Port Combination - OSS LSR Charge, Electronic, per LSR received from the CLEC by one of the OSS interactive interfaces (Note 7)	SOMEK	\$3.50	\$2.75	\$3.50	\$3.50	\$3.50	\$3.50	\$3.50	\$3.50	\$3.50
NRC- 4-Wire DS1 Digital Loop with 4-Wire DDITS Trunk Port - Incremental Cost-Manual Service Order - 1st	SOMAN	\$19.99	\$21.56	\$37.88	\$19.99	\$19.99	\$19.99	\$19.99	\$19.99	\$19.99
NRC- 4-Wire DS1 Digital Loop with 4-Wire DDITS Trunk Port - Incremental Cost-Manual Service Order - Add'l	SOMAN	\$19.99	\$21.56	\$16.84	\$19.99	\$19.99	\$19.99	\$19.99	\$19.99	\$19.99
NRC - Electronic Service Order Disconnect	TBD	\$0.42	TBD	TBD	TBD	TBD	TBD	TBD	TBD	TBD
NRC - Incremental Manual Service Order Disconnect	TBD	\$20.00	\$3.84	\$20.00	\$20.00	\$20.00	\$20.00	\$20.00	\$20.00	\$20.00
NRC -4 - Wire DS1 Digital Loop with 4 - Wire DDITS Trunk Port -Conversion - Switch as is - 1st	USAC4	TBD	\$268.82	\$269.96	\$261.15	\$266.76	TBD	\$490.38	TBD	\$312.91
NRC -4 - Wire DS1 Digital Loop with 4 - Wire DDITS Trunk Port - Conversion - Switch as is - Additional	USAC4	TBD	\$134.07	\$269.96	\$134.08	\$123.16	TBD	\$490.38	TBD	\$312.91
NRC -4 - Wire DS1 Digital Loop with 4 - Wire DDITS Trunk Port - Conversion with DS1 changes - 1st	USAWA	TBD	\$268.82	\$269.96	\$261.15	\$266.76	TBD	\$490.38	TBD	\$312.91
NRC -4 - Wire DS1 Digital Loop with 4 - Wire DDITS Trunk Port - Conversion with DS1 Changes - Additional	USAWA	TBD	\$134.07	\$269.96	\$134.08	\$123.16	TBD	\$490.38	TBD	\$312.91
NRC -4 - Wire DS1 Digital Loop with 4 - Wire DDITS Trunk Port - Conversion with Change - Trunks - 1st	USAWB	TBD	\$268.82	\$269.96	\$261.15	\$266.76	TBD	\$490.38	TBD	\$312.91
NRC -4 - Wire DS1 Digital Loop with 4 - Wire DDITS Trunk Port - Conversion with Change - Trunks - Additional	USAWB	TBD	\$134.07	\$269.96	\$134.08	\$123.16	TBD	\$490.38	TBD	\$312.91
NRC -4 - Wire DS1 Digital Loop with 4 - Wire DDITS Digital Trunk Port - Subsequent Service Activity Per Service Order	USAS4	TBD	\$54.00	\$147.47	TBD	\$68.57	TBD	\$127.63	TBD	\$94.88
NRC -4 - Wire DS1 Digital Loop with 4 - Wire DDITS Trunk Port - New - 1st	UDDIT	NA	NA	\$858.30	NA	NA	NA	NA	NA	NA
NRC -4 - Wire DS1 Digital Loop with 4 - Wire DDITS Trunk Port - New - Additional	UDDIT	NA	NA	\$514.02	NA	NA	NA	NA	NA	NA
NRC -4 - Wire DS1 Digital Loop with 4 - Wire DDITS Trunk Port - New - 1st - Disconnect	UDDIT	NA	NA	TBD	NA	NA	NA	NA	NA	NA
NRC -4 - Wire DS1 Digital Loop with 4 - Wire DDITS Trunk Port - New - Additional Disconnect	UDDIT	TBD	NA	TBD	TBD	NA	TBD	\$11.98	TBD	\$15.29
NRC -4 - Wire DS1 Digital Loop with 4 - Wire DDITS Trunk Port - Subsequent Channel Activation - Per Channel - 2-Way Trunk	UDTTA	TBD	\$28.96	\$28.71	\$28.96	\$26.60	TBD	\$146.91	TBD	\$108.67

DESCRIPTION	USOC	AL	FL	GA	KY	LA	MS	NC	SC	TN
NRC -4 - Wire DS1 Digital Loop with 4 - Wire DDITS Trunk Port - Subsequent Channel Activation - Per Channel - 1-Way Outward Trunk	UDTTB	TBD	\$28.96	\$28.71	\$28.96	\$26.60	TBD	\$146.91	TBD	\$108.67
NRC -4 - Wire DS1 Digital Loop with 4 - Wire DDITS Trunk Port - Subsequent Channel Activation - Per Channel - 1-Way Inward Trunk Without DID	UDTTC	TBD	\$28.96	\$28.71	\$28.96	\$26.60	TBD	\$146.91	TBD	\$108.67
NRC -4 - Wire DS1 Digital Loop with 4 - Wire DDITS Trunk Port - Subsequent Channel Activation - Per Channel - 1-Way Inward Trunk With DID	UDTTD	TBD	\$28.96	\$28.71	\$28.96	\$26.60	TBD	\$146.91	TBD	\$108.67
NRC -4 - Wire DS1 Digital Loop with 4 - Wire DDITS Trunk Port - Subsequent Channel Activation - Per Channel - 2-Way DID with User Transfer	UDTTE	TBD	\$28.96	\$28.71	\$28.96	\$26.60	TBD	\$146.91	TBD	\$108.67
NRC -4 - Wire DS1 Digital Loop with 4 - Wire DDITS Digital Trunk Port - Subsequent Signaling Changes		TBD	TBD	TBD	TBD	TBD	TBD	\$29.65	TBD	\$22.92
NRC -4 - Wire DS1 Digital Loop with 4 - Wire DDITS Digital Trunk Port - Subsequent Telephone Numbers		TBD	TBD	TBD	TBD	TBD	TBD	\$120.96	TBD	\$88.68
NRC - Interoffice Channel Mileage - (Dedicated DS1) FX/FCO for 4 - Wire DS1 Digital Loop with 4 - Wire DDITS Trunk Port Fixed cost 0-8 miles (Facilities Termination) - 1st - New Only	1LNO1	\$198.15	NA	\$147.07	NA	NA	NA	NA	NA	NA
NRC - Interoffice Channel Mileage - (Dedicated DS1) FX/FCO for 4 - Wire DS1 Digital Loop with 4 - Wire DDITS Trunk Port Fixed cost 0-8 miles (Facilities Termination) - Additional - New Only	1LNO2	\$148.18	NA	\$111.75	NA	NA	NA	NA	NA	NA
NRC - Interoffice Channel Mileage - (Dedicated DS1) FX/FCO for 4 - Wire DS1 Digital Loop with 4 - Wire DDITS Trunk Port Fixed cost 0-8 miles (Facilities Termination) - Disconnect - 1st - New Only	1LNO3	\$25.44	NA	NA	NA	NA	NA	NA	NA	NA
NRC - Interoffice Channel Mileage - (Dedicated DS1) FX/FCO for 4 - Wire DS1 Digital Loop with 4 - Wire DDITS Trunk Port Fixed cost 0-8 miles (Facilities Termination) - Disconnect Additional - New Only	1LNO4	\$20.42	NA	NA	NA	NA	NA	NA	NA	NA
BIPOLAR 8 ZERO SUBSTITUTION										
NRC - Superframe Format - Conversion or new install 1st	CCOSF	\$0.00	\$0.00	\$0.00	\$0.00	\$0.00	\$0.00	\$0.00	\$0.00	\$0.00
NRC - Superframe Format - Conversion or new install Additional	CCOSF	\$0.00	\$0.00	\$0.00	\$0.00	\$0.00	\$0.00	\$0.00	\$0.00	\$0.00
NRC - Extended Superframe Format - Change or Subsequent Activity - 1st	CCOSF	\$0.00	\$0.00	\$0.00	\$0.00	\$0.00	\$0.00	\$0.00	\$0.00	\$0.00
NRC - Extended Superframe Format - Change or Subsequent Activity - Additional	CCOSF	\$600.00	\$655.00	\$600.00	\$730.00	\$605.00	\$600.00	\$615.00	\$605.00	\$590.00
NRC - Extended Superframe Format - Conversion or New Install 1st	CCOEF	\$0.00	\$0.00	\$0.00	\$0.00	\$0.00	\$0.00	\$0.00	\$0.00	\$0.00
NRC - Extended Superframe Format - Conversion or New Install - Additional	CCOEF	\$0.00	\$0.00	\$0.00	\$0.00	\$0.00	\$0.00	\$0.00	\$0.00	\$0.00
NRC - Extended Superframe Format - Change or Subsequent Activity - 1st	CCOEF	\$0.00	\$0.00	\$0.00	\$0.00	\$0.00	\$0.00	\$0.00	\$0.00	\$0.00
NRC - Extended Superframe Format - Change or Subsequent Activity - Additional	CCOEF	\$600.00	\$655.00	\$600.00	\$730.00	\$605.00	\$600.00	\$615.00	\$605.00	\$590.00
Alternate Mark Inversion (AMI)										
NRC - Superframe Format - 1st	MCOSF	\$0.00	\$0.00	\$0.00	\$0.00	\$0.00	\$0.00	\$0.00	\$0.00	\$0.00
NRC - Superframe Format - Additional	MCOSF	\$0.00	\$0.00	\$0.00	\$0.00	\$0.00	\$0.00	\$0.00	\$0.00	\$0.00
NRC - Extended Superframe Format - 1st	MCOPO	\$0.00	\$0.00	\$0.00	\$0.00	\$0.00	\$0.00	\$0.00	\$0.00	\$0.00
NRC - Extended Superframe Format - Additional	MCOPO	\$0.00	\$0.00	\$0.00	\$0.00	\$0.00	\$0.00	\$0.00	\$0.00	\$0.00
2-Wire Voice Grade Loop with 2-Wire Line Port PBX										
2-Wire Analog Line Port (PBX), per month										
2 WIRE VOICE UNBUNDLED COMBINATION 2-WAY PBX TRUNK - Residence	UEPRD	\$2.20	\$1.35	\$1.79	\$2.61	\$2.55	\$2.12	\$2.28	\$3.69	\$4.54
LINE SIDE UNBUNDLED COMBINATION 2-WAY PBX TRUNK - BUSINESS	UEPPC	\$2.20	\$1.35	\$1.79	\$2.61	\$2.55	\$2.12	\$2.28	\$3.69	\$4.54
LINE SIDE UNBUNDLED OUTWARD PBX TRUNK - BUSINESS	UEPPO	\$2.20	\$1.35	\$1.79	\$2.61	\$2.55	\$2.12	\$2.28	\$3.69	\$4.54
LINE SIDE UNBUNDLED INCOMING PBX TRUNK - BUSINESS	UEPP1	\$2.20	\$1.35	\$1.79	\$2.61	\$2.55	\$2.12	\$2.28	\$3.69	\$4.54
2-WIRE VOICE UNBUNDLED 2-WAY COMBINATION PBX ALABAMA CALLING PORT	UEPA2	\$2.20	NA	NA	NA	NA	NA	NA	NA	NA
2-WIRE VOICE UNBUNDLED 2-WAY COMBINATION PBX LOUISIANA CALLING PORT	UEPL2	NA	NA	NA	NA	\$2.55	NA	NA	NA	NA
2-WIRE VOICE UNBUNDLED PBX LD TERMINAL PORTS	UEPLD	\$2.20	\$1.35	\$1.79	\$2.61	\$2.55	\$2.12	\$2.28	\$3.69	\$4.54
2-WIRE VOICE UNBUNDLED 2-WAY COMBINATION PBX TENNESSEE CALLING PORT	UEPT2	NA	NA	NA	NA	NA	NA	NA	NA	\$4.54

BELLSOUTH/Xspedius RATES
 NETWORK ELEMENTS
 AND OTHER SERVICES
 LOOP/PORT COMBINATIONS

DESCRIPTION	USOC	AL	FL	GA	KY	LA	MS	NC	SC	TN
2-WIRE VOICE UNBUNDLED 1-WAY OUTGOING PBX TENNESSEE CALLING PORT	UEPTO	NA	NA	NA	NA	NA	NA	NA	NA	\$4.54
2-WIRE VOICE UNBUNDLED 2-WAY COMBINATION PBX USAGE PORT	UEPXA	\$2.20	\$1.35	\$1.79	\$2.61	\$2.55	\$2.12	\$2.28	\$3.69	\$4.54
2-WIRE VOICE UNBUNDLED PBX TOLL TERMINAL HOTEL PORTS	UEPXB	\$2.20	\$1.35	\$1.79	\$2.61	\$2.55	\$2.12	\$2.28	\$3.69	\$4.54
2-WIRE VOICE UNBUNDLED PBX LD DDD TERMINALS PORT	UEPXC	\$2.20	\$1.35	\$1.79	\$2.61	\$2.55	\$2.12	\$2.28	\$3.69	\$4.54
2-WIRE VOICE UNBUNDLED PBX LD TERMINAL SWITCHBOARD PORT	UEPXD	\$2.20	\$1.35	\$1.79	\$2.61	\$2.55	\$2.12	\$2.28	\$3.69	\$4.54
2-WIRE VOICE UNBUNDLED PBX LD TERMINAL SWITCHBOARD IDD CAPABLE PORT	UEPXE	\$2.20	\$1.35	\$1.79	\$2.61	\$2.55	\$2.12	\$2.28	\$3.69	\$4.54
2-WIRE VOICE UNBUNDLED 2-WAY PBX KENTUCKY ROOM AREA CALLING PORT WITHOUT LUD	UEPXF	NA	NA	NA	\$2.61	NA	NA	NA	NA	NA
2-WIRE VOICE UNBUNDLED PBX KENTUCKY LUD AREA CALLING PORT	UEPXG	NA	NA	NA	\$2.61	NA	NA	NA	NA	NA
2-WIRE VOICE UNBUNDLED PBX KENTUCKY PREMIUM CALLING PORT	UEPXH	NA	NA	NA	\$2.61	NA	NA	NA	NA	NA
2-WIRE VOICE UNBUNDLED 2-WAY KENTUCKY AREA CALLING PORT WITHOUT LUD	UEPXJ	NA	NA	NA	\$2.61	NA	NA	NA	NA	NA
2-WIRE VOICE UNBUNDLED 2-WAY PBX LOUISIANA LOCAL OPTIONAL CALLING PORT	UEPXK	NA	NA	NA	NA	\$2.55	NA	NA	NA	NA
2-WIRE VOICE UNBUNDLED 2-WAY PBX HOTEL/HOSPITAL ECONOMY ADMINISTRATIVE CALLING PORT	UEPXL	\$2.20	\$1.35	\$1.79	\$2.61	\$2.55	\$2.12	\$2.28	\$3.69	\$4.54
2-WIRE VOICE UNBUNDLED 2-WAY PBX HOTEL/HOSPITAL ECONOMY ROOM CALLING PORT	UEPXM	\$2.20	\$1.35	\$1.79	\$2.61	\$2.55	\$2.12	\$2.28	\$3.69	\$4.54
2-WIRE VOICE UNBUNDLED 1-WAY OUTGOING PBX HOTEL/HOSPITAL ECONOMY ADMINIATRATIVE CALLING PORTTENNESSEE CALLING PORT	UEPXN	NA	NA	NA	NA	NA	NA	NA	NA	\$4.54
2-WIRE VOICE UNBUNDLED 1-WAY OUTGOING PBX HOTEL/HOSPITAL DIACOUNT ROOM CALLING PORT	UEPXO	\$2.20	\$1.35	\$1.79	\$2.61	\$2.55	\$2.12	\$2.28	\$3.69	\$4.54
2-WIRE VOICE UNBUNDLED 1-WAY OUTGOING PBX LOUISIANA LOCAL DISCOUNT CALLING PORT	UEPXP	NA	NA	NA	NA	\$2.55	NA	NA	NA	NA
2-WIRE VOICE UNBUNDLED 2-WAY PBX MISSISSIPPI LOCAL ECONOMY CALLING PORT	UEPXQ	NA	NA	NA	NA	NA	\$2.12	NA	NA	NA
2-WIRE VOICE UNBUNDLED 2-WAY PBX MISSISSIPPI LOCAL OPTIONAL CALLING PORT	UEPXR	NA	NA	NA	NA	NA	\$2.12	NA	NA	NA
2-WIRE VOICE UNBUNDLED 1-WAY OUTGOING PBXMEASURED PORT	UEPXS	\$2.20	\$1.35	\$1.79	\$2.61	\$2.55	\$2.12	\$2.28	\$3.69	\$4.54
2-WIRE VOICE UNBUNDLED 2-WAY PBX SOUTH CAROLINA AREA PLUS CALLING PORT	UEPXT	NA	NA	NA	NA	NA	NA	NA	\$3.69	NA
2-WIRE VOICE UNBUNDLED PBX COLLIERVERVILLE & MEMPHIS CALLING PORT	UEPXU	NA	NA	NA	NA	NA	NA	NA	NA	\$4.54
2-WIRE VOICE UNBUNDLED 2-WAY PBX TENNESSEE REGIONSERV CALLING PORT	UEPXV	NA	NA	NA	NA	NA	NA	NA	NA	\$4.54
LOCAL NUMBER PORTABILITY (REQUIRES ONE PER PORT)	LNPCP									
2-Wire Voice Grade Loop (SL1)										
RC - 2- Wire Voice Grade Loop - Statewide	UEPLX	NA	NA	NA	NA	NA	NA	\$14.18	NA	NA
RC - 2- Wire Voice Grade Loop - Zone 1	UEPLX	\$14.35	\$14.90	\$10.80	\$14.79	\$14.05	\$14.59	NA	\$17.02	\$12.48
RC - 2- Wire Voice Grade Loop - Zone 2	UEPLX	\$23.31	\$18.51	\$12.47	\$27.68	\$24.14	\$19.33	NA	\$25.66	\$14.42
RC - 2- Wire Voice Grade Loop - Zone 3	UEPLX	\$42.24	\$24.25	\$19.83	\$47.78	\$49.30	\$27.63	NA	\$33.99	\$21.77
RC - 2- Wire Voice Grade Loop - Zone 4	UEPLX	NA	NA	NA	NA	NA	\$36.47	NA	NA	NA
Combination Rates										
RC - 2-Wire Voice Grade Loop with 2-Wire Line Port, Statewide	Note 8	NA	NA	NA	NA	NA	NA	\$16.46	NA	NA
RC - 2-Wire Voice Grade Loop with 2-Wire Line Port, Zone 1 (Note 6)	Note 8	\$16.55	\$16.25	\$12.59	#VALUE!	\$16.60	\$16.71	NA	\$20.71	\$17.02
RC - 2-Wire Voice Grade Loop with 2-Wire Line Port, Zone 2 (Note 6)	Note 8	\$25.51	\$19.86	\$14.26	#VALUE!	\$26.69	\$21.45	NA	\$29.35	\$18.96
RC - 2-Wire Voice Grade Loop with 2-Wire Line Port, Zone 3 (Note 6)	Note 8	\$44.44	\$25.60	\$21.62	#VALUE!	\$51.85	\$29.75	NA	\$37.68	\$26.31
RC - 2-Wire Voice Grade Loop with 2-Wire Line Port, Zone 4 (Note 6)	Note 8	NA	NA	NA	NA	NA	\$38.59	NA	NA	NA
Nonrecurring Charges										
NRC - 2-Wire Voice Grade Loop/Line Port Combination - 1st, Switch as is	USAC2	\$2.80	\$15.82	\$2.01	\$10.00	\$3.80	\$5.20	\$2.77	\$1.59	\$1.03
NRC - 2-Wire Voice Grade Loop/Line Port Combination - Add'l, Switch as is	USAC2	\$0.41	\$3.80	\$0.3108	\$10.00	\$0.29	\$0.41	\$0.40	\$0.40	\$0.2886
NRC - 2-Wire Voice Grade Loop/Line Port Combination - 1st, Switch with change	USACC	\$2.80	\$15.82	\$2.01	\$10.00	\$3.80	\$5.20	\$2.77	\$1.59	\$1.03

BELLSOUTH/Xspedius RATES
 NETWORK ELEMENTS
 AND OTHER SERVICES
 LOOP/PORT COMBINATIONS

DESCRIPTION	USOC	AL	FL	GA	KY	LA	MS	NC	SC	TN
NRC - 2-Wire Voice Grade Loop/Line Port Combination - Add'l, Switch with change	USACC	\$0.41	\$3.80	\$0.3108	\$10.00	\$0.29	\$0.41	\$0.40	\$0.40	\$0.2886
NRC - 2-Wire Voice Grade Loop/Line Port Combination - Subsequent	USAS2	\$10.00	\$10.00	\$10.00	\$10.00	\$10.00	\$10.00	\$10.00	\$10.00	\$10.00
NRC - 2-Wire Voice Grade Loop/Line Port Combination - OSS LSR Charge, Electronic, per LSR received from the CLEC by one of the OSS interactive interfaces (Note 7)	SOMEK	\$3.50	\$2.75	\$3.50	\$3.50	\$3.50	\$3.50	\$3.50	\$3.50	\$3.50
NRC - 2-Wire Voice Grade Loop/Line Port Combination - Incremental Cost - Manual Svc.Order vs. Electronic - 1st	SOMAN	\$40.71	\$21.56	\$33.67	\$19.99	\$31.92	\$43.52	\$40.18	\$43.19	\$30.89
NRC - 2-Wire Voice Grade Loop/Line Port Combination - Incremental Cost - Manual Svc.Order vs. Electronic - Add'l	SOMAN	\$9.58	\$21.56	\$7.88	\$19.99	\$7.32	\$0.99	\$9.45	\$9.91	\$7.03
NRC- 2 Wire Voice Grade Loop/Line Port Combination - Subsequent Database Update Electronic		\$1.44	TBD	TBD	TBD	\$2.11	\$2.87	\$1.42	\$0.71	\$0.76
NRC- 2 Wire Voice Grade Loop/Line Port Combination - Subsequent Database Update Manual Service Order		\$8.25	TBD	TBD	TBD	\$5.12	\$6.88	\$10.27	\$8.91	\$7.97
NRC - Electronic Service Order Disconnect		TBD	\$0.42	TBD	TBD	TBD	TBD	TBD	TBD	TBD
NRC - Incremental Manual Service Order Disconnect		\$20.00	\$3.84	\$20.00	\$20.00	\$20.00	\$20.00	\$20.00	\$20.00	\$20.00
NRCs for New (not Currently Combined) as ordered in Georgia										
NRC - 2-Wire Voice Grade Loop with 2-Wire Line Port - New - 1s	UEPRD	NA	NA	\$22.14	NA	NA	NA	NA	NA	NA
NRC - 2-Wire Voice Grade Loop with 2-Wire Line Port - New - Add'	UEPRD	NA	NA	\$15.25	NA	NA	NA	NA	NA	NA
NRC - 2-Wire Voice Grade Loop with 2-Wire Line Port - New - 1s	UEPPC	NA	NA	\$22.14	NA	NA	NA	NA	NA	NA
NRC - 2-Wire Voice Grade Loop with 2-Wire Line Port - New - Add'	UEPPC	NA	NA	\$15.25	NA	NA	NA	NA	NA	NA
NRC - 2-Wire Voice Grade Loop with 2-Wire Line Port - New - 1s	UEPPO	NA	NA	\$22.14	NA	NA	NA	NA	NA	NA
NRC - 2-Wire Voice Grade Loop with 2-Wire Line Port - New - Add'	UEPPO	NA	NA	\$15.25	NA	NA	NA	NA	NA	NA
NRC - 2-Wire Voice Grade Loop with 2-Wire Line Port - New - 1s	UEPP1	NA	NA	\$22.14	NA	NA	NA	NA	NA	NA
NRC - 2-Wire Voice Grade Loop with 2-Wire Line Port - New - Add'	UEPP1	NA	NA	\$15.25	NA	NA	NA	NA	NA	NA
NRC - 2-Wire Voice Grade Loop with 2-Wire Line Port - New - 1s	UEPLD	NA	NA	\$22.14	NA	NA	NA	NA	NA	NA
NRC - 2-Wire Voice Grade Loop with 2-Wire Line Port - New - Add'	UEPLD	NA	NA	\$15.25	NA	NA	NA	NA	NA	NA
NRC - 2-Wire Voice Grade Loop with 2-Wire Line Port - New - 1s	UEPXA	NA	NA	\$22.14	NA	NA	NA	NA	NA	NA
NRC - 2-Wire Voice Grade Loop with 2-Wire Line Port - New - Add'	UEPXA	NA	NA	\$15.25	NA	NA	NA	NA	NA	NA
NRC - 2-Wire Voice Grade Loop with 2-Wire Line Port - New - 1st	UEPXB	NA	NA	\$22.14	NA	NA	NA	NA	NA	NA
NRC - 2-Wire Voice Grade Loop with 2-Wire Line Port - New - Add'l	UEPXB	NA	NA	\$15.25	NA	NA	NA	NA	NA	NA
NRC - 2-Wire Voice Grade Loop with 2-Wire Line Port - New - 1s	UEPXC	NA	NA	\$22.14	NA	NA	NA	NA	NA	NA
NRC - 2-Wire Voice Grade Loop with 2-Wire Line Port - New - Add'	UEPXC	NA	NA	\$15.25	NA	NA	NA	NA	NA	NA
NRC - 2-Wire Voice Grade Loop with 2-Wire Line Port - New - 1s	UEPXD	NA	NA	\$22.14	NA	NA	NA	NA	NA	NA
NRC - 2-Wire Voice Grade Loop with 2-Wire Line Port - New - Add'	UEPXD	NA	NA	\$15.25	NA	NA	NA	NA	NA	NA
NRC - 2-Wire Voice Grade Loop with 2-Wire Line Port - New - 1s	UEPXE	NA	NA	\$22.14	NA	NA	NA	NA	NA	NA
NRC - 2-Wire Voice Grade Loop with 2-Wire Line Port - New - Add'	UEPXE	NA	NA	\$15.25	NA	NA	NA	NA	NA	NA
NRC - 2-Wire Voice Grade Loop with 2-Wire Line Port - New - 1s	UEPXL	NA	NA	\$22.14	NA	NA	NA	NA	NA	NA
NRC - 2-Wire Voice Grade Loop with 2-Wire Line Port - New - Add'	UEPXL	NA	NA	\$15.25	NA	NA	NA	NA	NA	NA
NRC - 2-Wire Voice Grade Loop with 2-Wire Line Port - New - 1s	UEPXM	NA	NA	\$22.14	NA	NA	NA	NA	NA	NA
NRC - 2-Wire Voice Grade Loop with 2-Wire Line Port - New - Add'l	UEPXM	NA	NA	\$15.25	NA	NA	NA	NA	NA	NA
NRC - 2-Wire Voice Grade Loop with 2-Wire Line Port - New - 1s	UEPXO	NA	NA	\$22.14	NA	NA	NA	NA	NA	NA
NRC - 2-Wire Voice Grade Loop with 2-Wire Line Port - New - Add'	UEPXO	NA	NA	\$15.25	NA	NA	NA	NA	NA	NA
NRC - 2-Wire Voice Grade Loop with 2-Wire Line Port - New - 1s	UEPXS	NA	NA	\$22.14	NA	NA	NA	NA	NA	NA
NRC - 2-Wire Voice Grade Loop with 2-Wire Line Port - New - Add'	UEPXS	NA	NA	\$15.25	NA	NA	NA	NA	NA	NA
NRC - 2-Wire Voice Grade Loop/Line Port Combination - Subsequent	USAS2	NA	NA	\$10.00	NA	NA	NA	NA	NA	NA
NRC - 2-Wire Voice Grade Loop with 2-Wire Line Port - New - Disconnect - 1s		NA	NA	\$8.45	NA	NA	NA	NA	NA	NA
NRC - 2-Wire Voice Grade Loop with 2-Wire Line Port - New - Disconnect - Add'		NA	NA	\$3.91	NA	NA	NA	NA	NA	NA
NRC - 2-Wire Voice Grade Loop/Line Port Combination - OSS LSR Charge, Electronic, per LSR received from the CLEC by one of the OSS interactive interfaces (Note 7)	SOMEK	NA	NA	\$3.50	NA	NA	NA	NA	NA	NA

BELLSOUTH/Xspedius RATES
 NETWORK ELEMENTS
 AND OTHER SERVICES
 LOOP/PORT COMBINATIONS

DESCRIPTION	USOC	AL	FL	GA	KY	LA	MS	NC	SC	TN
NRC - 2-Wire Voice Grade Loop with 2-Wire Line Port - Incremental Cost Manual vs. Electronic - New - 1st		NA	NA	\$37.06	NA	NA	NA	NA	NA	NA
NRC - 2-Wire Voice Grade Loop with 2-Wire Line Port - Incremental Cost Manual vs. Electronic - New - Add'l		NA	NA	\$8.19	NA	NA	NA	NA	NA	NA
NRC- 2 Wire Voice Grade Loop/Line Port Combination - Subsequent Database Update Electronic		NA	NA	TBD	NA	NA	NA	NA	NA	NA
NRC- 2 Wire Voice Grade Loop/Line Port Combination - Subsequent Database Update Manual Service Order		NA	NA	TBD	NA	NA	NA	NA	NA	NA
NRC - 2-Wire Voice Grade Loop with 2-Wire Line Port - Incremental Cost Manual vs. Electronic - New - Disconnect		NA	NA	\$11.17	NA	NA	NA	NA	NA	NA
All Other Loop/Port Combinations		TBD	TBD	Note 2	TBD	TBD	TBD	TBD	TBD	TBD
LOCAL NUMBER PORTABILITY (REQUIRES ONE PER PORT)	LNPCX									
NOTES:										
1	Interim rates subject to true-up.									
1	Market Rates will apply in those areas where BellSouth is not required to provide circuit switching pursuant to FCC rules.									
2	In Georgia, rates will apply for Currently Combined as well as not Currently Combined loop/port combinations unless otherwise identified.									
3	In the absence of ordered rates by a State Commission, the recurring rates for Currently Combined combinations of loop/port network elements will be the sum of the recurring rates for the UNEs which make up the combinations, and the nonrecurring rates shall be as set forth in this section.									
4	End Office and Tandem Switching Usage and Common Transport Usage rates in the Port section of this rate exhibit shall apply to all combinations of loop/port network elements.									
5	Deleted									
6	Geographically Deaveraged UNE Zones and applicable rates have been established for certain services, as shown in this Agreement. Where Geographically Deaveraged UNE Zones and applicable rates are established, Statewide rates are obsolete. Further, BellSouth is in the process of enhancing its billing systems in order to accommodate this Geographically Deaveraged UNE Zone Rate Structure. Until these enhancements are accomplished, estimated to be mid 2001, the UNE Zone 1 rate will be billed for all services residing in Zones 1, 2, 3 or 4, i.e., Rates for services residing in UNE Zones 2, 3 and UNE Zone 4, where applicable, will not be billed. Once billing enhancements are complete, all applicable UNE Zone rates reflected in this Agreement will be billed. Reference Internet Website http://www.interconnection.bellsouth.com/become_clec/docs/interconnection/deavuzns.pdf to view Geographically Deaveraged UNE Zone Designations by Central Office.									
7	In the absence of ordered OSS rates by a state commission, BellSouth will offer regionwide rates									
8	There is not a unique combination USOC. CLEC should submit the loop and port USOCs.									
9	Rates in TN and FL are interim and shall be trued-up when final rates are ordered.									

BELLSOUTH/Xspedius RATES
 NETWORK ELEMENTS
 AND OTHER SERVICES
 ENHANCED EXTENDED LINKS

ENHANCED EXTENDED LINKS (EELs)											
New EEL rates are the sum of the individual UNE network elements (interoffice transport and loop [channelization if applicable]).											
DS1 Interoffice Channel and 2-wire VG Local Loop EEL:											
Recurring Charges											
2-wire VG Loop per month, statewide	UEAL2	NA	NA	NA	NA	NA	NA	NA	\$19.50	NA	NA
2-wire VG Loop per month, Zone 1 (Note 1)	UEAL2	NA	\$20.52	\$15.40	NA	\$17.65	NA	TBD	NA	NA	\$15.54
2-wire VG Loop per month, Zone 2 (Note 1)	UEAL2	NA	TBD	\$17.78	NA	\$30.32	NA	TBD	NA	NA	\$19.55
2-wire VG Loop per month, Zone 3 (Note 1)	UEAL2	NA	TBD	\$28.26	NA	\$61.93	NA	TBD	NA	NA	\$28.02
2-wire VG Loop per month, Zone 4 (Note 1)	NA	NA	NA	NA	NA	NA	NA	NA	NA	NA	NA
Interoffice Channel - Dedicated - DS1 - per mile per month	1L5XX	NA	\$0.6013	\$0.4523	NA	\$0.7831	NA	\$0.5753	NA	NA	\$0.3525
Interoffice Channel - Dedicated - DS1 - Facility Termination per month	U1TF1	NA	\$99.79	\$78.47	NA	\$93.40	NA	\$71.29	NA	NA	\$75.83
DS1 Channelized System per month	MQ1	NA	\$153.60	\$18.23	NA	\$209.87	NA	\$177.72	NA	NA	\$165.21
VG (COCL) interface card per month	1D1VG	NA	\$1.45	\$2.20	NA	\$1.62	NA	\$1.64	NA	NA	\$1.25
Non-Recurring Charges - New EEL (Note 2)(Note 3)											
NRC- DS1 interoffice Facility Termination - 1st	U1TF1	NA	\$171.01	\$142.64	NA	\$160.49	NA	\$217.17	NA	NA	\$165.53
NRC-DS1 interoffice Facility Termination - Add'l	U1TF1	NA	\$101.84	\$94.87	NA	\$123.03	NA	\$163.75	NA	NA	\$124.84
NRC-2-wire VG Local Loop - 1st	UEAL2	NA	\$38.02	\$77.54	NA	\$128.42	NA	\$142.97	NA	NA	\$103.76
NRC-2-wire VG Local Loop - Add'l	UEAL2	NA	\$35.15	\$51.57	NA	\$93.60	NA	\$106.56	NA	NA	\$65.84
NRC-DS1 Channelization System -1st	MQ1	NA	\$275.18	\$206.09	NA	\$220.07	NA	\$193.63	NA	NA	\$222.87
NRC-DS1 Channelization System - Add'l	MQ1	NA	\$137.77	\$137.06	NA	\$135.20	NA	\$118.37	NA	NA	\$135.80
NRC-VG(COCL)interface card -1st	1D1VG	NA	\$12.16	\$12.02	NA	\$12.29	NA	\$15.76	NA	NA	\$12.61
NRC-VG(COCL)interface card - Add'l	1D1VG	NA	\$8.77	\$8.66	NA	\$8.80	NA	\$11.28	NA	NA	\$9.03
NRC- 2-wire VG Local Loop and Channelized DS1 Interoffice Combination - Electronic Svc O	SOMECS	NA	\$3.17	\$3.50	NA	\$3.50	NA	\$3.50	NA	NA	\$3.50
NRC- 2-wire VG Local Loop and Channelized DS1 Interoffice Combination - Manual Svc O	SOMAN	NA	\$25.40	NA	NA	NA	NA	NA	NA	NA	\$19.99
NRC- 2-wire VG Local Loop and Channelized DS1 Interoffice Combination - Manual Svc O	SOMAN	NA	NA	\$33.63	NA	\$242.20	NA	\$66.20	NA	NA	NA
NRC- 2-wire VG Local Loop and Channelized DS1 Interoffice Combination - Manual Svc O	SOMAN	NA	NA	\$27.49	NA	\$153.37	NA	\$51.40	NA	NA	NA
NRC- 2-wire VG Local Loop and Channelized DS1 Interoffice Combination - Manual Svc O	SOMAN	NA	NA	\$19.88	NA	\$45.91	NA	NA	NA	NA	NA
NRC- 2-wire VG Local Loop and Channelized DS1 Interoffice Combination - Manual Svc O	SOMAN	NA	NA	\$11.85	NA	\$8.06	NA	NA	NA	NA	NA
DS1 Interoffice Channel and 4-wire VG Local Loop EEL:											
Recurring Charges											
4-wire VG Loop per month	UEAL4	NA	NA	NA	NA	NA	NA	\$27.49	NA	NA	NA
4-wire VG Loop per month, Zone 1 (Note 1)	UEAL4	NA	\$24.26	\$22.88	NA	\$24.36	NA	NA	NA	NA	\$15.92
4-wire VG Loop per month, Zone 2 (Note 1)	UEAL4	NA	\$35.51	\$26.42	NA	\$41.85	NA	NA	NA	NA	\$20.79
4-wire VG Loop per month, Zone 3 (Note 1)	UEAL4	NA	\$78.35	\$41.99	NA	\$86.47	NA	NA	NA	NA	\$27.18
4-wire VG Loop per month, Zone 4 (Note 1)	NA	NA	NA	NA	NA	NA	NA	NA	NA	NA	NA
Interoffice Channel - Dedicated - DS1 - per mile per month	1L5XX	NA	\$0.6013	\$0.4523	NA	\$0.7831	NA	\$0.0783	NA	NA	\$0.3525
Interoffice Channel - Dedicated - DS1 - Facility Termination per month	U1TF1	NA	\$99.79	\$78.47	NA	\$93.40	NA	\$71.29	NA	NA	\$75.83
DS1 Channelized System per month	MQ1	NA	\$153.60	\$18.23	NA	\$209.87	NA	\$177.72	NA	NA	\$165.21
VG (COCL) interface card per month	1D1VG	NA	\$1.45	\$2.67	NA	\$1.62	NA	\$1.64	NA	NA	\$1.25
Non-Recurring Charges - New EEL (Note 2) (Note 3)											
NRC- DS1 interoffice Facility Termination - 1st	U1TF1	NA	\$171.01	\$142.64	NA	\$160.49	NA	\$534.48	NA	NA	\$165.53
NRC-DS1 interoffice Facility Termination - Add'l	U1TF1	NA	\$101.84	\$94.87	NA	\$123.03	NA	\$462.69	NA	NA	\$124.84
NRC-4-wire VG Local Loop - 1st	UEAL4	NA	\$329.76	\$228.99	NA	\$128.42	NA	\$288.47	NA	NA	\$103.76
NRC-4-wire VG Local Loop - Add'l	UEAL4	NA	\$178.91	\$203.26	NA	\$93.60	NA	\$237.45	NA	NA	\$65.84
NRC-DS1 Channelization System -1st	MQ1	NA	\$275.18	\$206.09	NA	\$220.07	NA	\$301.74	NA	NA	\$222.87
NRC-DS1 Channelization System - Add'l	MQ1	NA	\$137.77	\$137.06	NA	\$135.20	NA	\$182.57	NA	NA	\$135.80
NRC-VG(COCL)interface card -1st	1D1VG	NA	\$12.16	\$12.02	NA	\$12.29	NA	\$15.76	NA	NA	\$12.61
NRC-VG(COCL)interface card - Add'l	1D1VG	NA	\$8.77	\$8.66	NA	\$8.80	NA	\$11.28	NA	NA	\$9.03
NRC-DS1 interoffice channel and 4-wire VG Local Loop Combination - Electronic Svc O	SOMECS	NA	\$3.17	\$3.50	NA	\$3.50	NA	\$3.50	NA	NA	\$3.50
NRC-DS1 interoffice channel and 4-wire VG Local Loop Combination - Manual Svc O	SOMAN	NA	\$25.40	NA	NA	NA	NA	NA	NA	NA	\$19.99
NRC-DS1 interoffice channel and 4-wire VG Local Loop Combination - Manual Svc O	SOMAN	NA	NA	\$33.63	NA	\$242.20	NA	\$66.20	NA	NA	NA
NRC-DS1 interoffice channel and 4-wire VG Local Loop Combination - Manual Svc O	SOMAN	NA	NA	\$27.49	NA	\$153.37	NA	\$51.40	NA	NA	NA
NRC-DS1 interoffice channel and 4-wire VG Local Loop Combination - Manual Svc O	SOMAN	NA	NA	\$19.88	NA	\$45.91	NA	NA	NA	NA	NA
NRC-DS1 interoffice channel and 4-wire VG Local Loop Combination - Manual Svc O	SOMAN	NA	NA	\$11.85	NA	\$8.06	NA	NA	NA	NA	NA

BELLSOUTH/Xspedius RATES
NETWORK ELEMENTS
AND OTHER SERVICES
ENHANCED EXTENDED LINKS

		New EEL rates are the sum of the individual UNE network elements (interoffice transport and loop [channelization if applicable]).										
		DS1 Interoffice Channel and 2-wire ISDN Local Loop:										
		Recurring Charges										
		2-wire ISDN Loop per month	U1L2X	NA	NA	NA	NA	NA	NA	\$24.98	NA	NA
		2-wire ISDN Loop per month, Zone 1 (Note 1)	U1L2X	NA	\$32.34	\$21.89	NA	\$21.15	NA	TBD	NA	\$15.54
		2-wire ISDN Loop per month, Zone 2 (Note 1)	U1L2X	NA	\$47.35	\$25.27	NA	\$36.22	NA	TBD	NA	\$19.55
		2-wire ISDN Loop per month, Zone 3 (Note 1)	U1L2X	NA	\$104.47	\$40.17	NA	\$74.19	NA	TBD	NA	\$28.02
		2-wire ISDN Loop per month, Zone 4 (Note 1)	NA	NA	NA	NA	NA	NA	NA	NA	NA	NA
		Interoffice Channel - Dedicated - DS1 - per mile per month	1L5XX	NA	\$0.6013	\$0.4523	NA	\$0.7831	NA	\$0.5753	NA	\$0.3525
		Interoffice Channel - Dedicated - DS1 - Facility Termination per month	U1TF1	NA	\$99.79	\$78.47	NA	\$93.40	NA	\$71.29	NA	\$75.83
		DS1 Channelized System per month	MQ1	NA	\$153.60	\$18.23	NA	\$209.87	NA	\$177.72	NA	\$165.21
		2-wire ISDN(BRITE COCI) per month	UC1CA	NA	\$3.83	\$3.71	NA	\$4.18	NA	\$3.76	NA	\$3.33
		Non-Recurring Charges - New EEL (Note 2)(Note 3)										
		NRC- DS1 interoffice Facility Termination - 1st	U1TF1	NA	\$171.01	\$142.64	NA	\$160.49	NA	\$217.17	NA	\$165.53
		NRC-DS1 interoffice Facility Termination - Add'l	U1TF1	NA	\$101.84	\$94.87	NA	\$123.03	NA	\$163.75	NA	\$124.84
		NRC- 2-wire ISDN Local Loop - 1st	U1L2X	NA	\$329.76	\$77.54	NA	\$223.27	NA	\$325.91	NA	\$58.50
		NRC- 2-wire ISDN Local Loop - Add'l	U1L2X	NA	\$148.55	\$51.57	NA	\$172.63	NA	\$251.31	NA	\$31.00
		NRC-DS1 Channelization System -1st	MQ1	NA	\$275.18	\$206.09	NA	\$220.07	NA	\$301.74	NA	\$222.87
		NRC-DS1 Channelization System - Add'l	MQ1	NA	\$137.77	\$137.06	NA	\$135.20	NA	\$182.57	NA	\$135.80
		NRC-2-wire BRITE(COCI)interface card -1st	UC1CA	NA	\$12.16	\$12.02	NA	\$12.29	NA	\$15.76	NA	\$12.61
		NRC-2-wire BRITE(COCI)interface card -Add'l	UC1CA	NA	\$8.77	\$8.66	NA	\$8.80	NA	\$11.28	NA	\$9.03
		NRC-DS1 interoffice channel and 2-wire ISDN Local Loop Combination - Electronic S	SOMECS	NA	\$3.17	\$3.50	NA	\$3.50	NA	\$3.50	NA	\$3.50
		NRC-DS1 interoffice channel and 2-wire ISDN Local Loop Combination - Manual Svc	SOMAN	NA	\$25.40	NA	NA	NA	NA	NA	NA	\$19.99
		NRC-DS1 interoffice channel and 2-wire ISDN Local Loop Combination - Manual Svc	SOMAN	NA	NA	\$33.63	NA	\$57.58	NA	\$38.07	NA	NA
		NRC-DS1 interoffice channel and 2-wire ISDN Local Loop Combination - Manual Svc	SOMAN	NA	NA	\$27.49	NA	\$36.31	NA	\$38.07	NA	NA
		NRC-DS1 interoffice channel and 2-wire ISDN Local Loop Combination - Manual Svc	SOMAN	NA	NA	\$19.88	NA	\$16.12	NA	NA	NA	NA
		NRC-DS1 interoffice channel and 2-wire ISDN Local Loop Combination - Manual Svc	SOMAN	NA	NA	\$11.85	NA	\$8.06	NA	NA	NA	NA
		DS1 Interoffice Channel and 4-wire 56 kbps Local Loop:										
		Recurring Charges										
		4-wire 56kbps Loop per month	UDL56	NA	NA	NA	NA	NA	NA	\$32.67	NA	NA
		4-wire 56kbps Loop per month, Zone 1 (Note 1)	UDL56	NA	\$39.08	\$26.44	NA	\$27.50	NA	TBD	NA	\$36.45
		4-wire 56kbps Loop per month, Zone 2 (Note 1)	UDL56	NA	\$57.21	\$26.42	NA	\$47.24	NA	TBD	NA	\$45.87
		4-wire 56kbps Loop per month, Zone 3 (Note 1)	UDL56	NA	\$126.22	\$46.53	NA	\$96.48	NA	TBD	NA	\$65.75
		4-wire 56kbps Loop per month, Zone 4 (Note 1)	NA	NA	NA	NA	NA	NA	NA	NA	NA	NA
		Interoffice Channel - Dedicated - DS1 - per mile per month	1L5XX	NA	\$0.6013	\$0.4523	NA	\$0.7831	NA	\$0.5753	NA	\$0.3525
		Interoffice Channel - Dedicated - DS1 - Facility Termination per month	U1TF1	NA	\$99.79	\$78.47	NA	\$93.40	NA	\$71.29	NA	\$75.83
		DS1 Channelized System per month	MQ1	NA	\$153.60	\$18.23	NA	\$209.87	NA	\$177.72	NA	\$165.21
		4-wire 56kbps card COCI per month	1D1DD	NA	\$2.20	\$1.06	NA	\$3.12	NA	\$2.88	NA	\$2.46
		Non-Recurring Charges - New EEL (Note 2) (Note 3)										
		NRC- DS1 interoffice Facility Termination - 1st	U1TF1	NA	\$171.01	\$142.64	NA	\$160.49	NA	\$217.17	NA	\$165.53
		NRC-DS1 interoffice Facility Termination - Add'l	U1TF1	NA	\$101.84	\$94.87	NA	\$123.03	NA	\$163.75	NA	\$124.84
		NRC-4-wire 56kbps Local Loop - 1st	UDL56	NA	\$329.76	\$395.14	NA	\$333.28	NA	\$489.04	NA	\$643.00
		NRC-4-wire 56kbps Local Loop - Add'l	UDL56	NA	\$148.55	\$206.98	NA	\$230.50	NA	\$337.51	NA	\$421.26
		NRC-DS1 Channelization System -1st	MQ1	NA	\$275.18	\$206.09	NA	\$220.07	NA	\$301.74	NA	\$222.87
		NRC-DS1 Channelization System - Add'l	MQ1	NA	\$137.77	\$137.06	NA	\$135.20	NA	\$182.57	NA	\$135.80
		NRC-4-wire 56kbps(COCI)interface card -1st	1D1DD	NA	\$12.16	\$12.02	NA	\$12.29	NA	\$15.76	NA	\$12.61
		NRC-4-wire 56kbps(COCI)interface card -Add'l	1D1DD	NA	\$8.77	\$8.66	NA	\$8.80	NA	\$11.28	NA	\$9.03
		NRC-DS1 interoffice channel and 4-wire 56kbps Local Loop Combination - Electronic	SOMECS	NA	\$3.17	\$3.50	NA	\$3.50	NA	\$3.50	NA	\$3.50
		NRC-DS1 interoffice channel and 4-wire 56kbps Local Loop Combination - Manual Svc	SOMAN	NA	\$25.40	NA	NA	NA	NA	NA	NA	\$19.99
		NRC-DS1 interoffice channel and 4-wire 56kbps Local Loop Combination - Manual Svc	SOMAN	NA	NA	\$33.63	NA	\$242.20	NA	\$65.01	NA	NA
		NRC-DS1 interoffice channel and 4-wire 56kbps Local Loop Combination - Manual Svc	SOMAN	NA	NA	\$27.49	NA	\$153.37	NA	\$50.83	NA	NA
		NRC-DS1 interoffice channel and 4-wire 56kbps Local Loop Combination - Manual Svc	SOMAN	NA	NA	\$19.88	NA	\$45.91	NA	NA	NA	NA
		NRC-DS1 interoffice channel and 4-wire 56kbps Local Loop Combination - Manual Svc	SOMAN	NA	NA	\$11.85	NA	\$8.06	NA	NA	NA	NA

BELLSOUTH/Xspedius RATES
NETWORK ELEMENTS
AND OTHER SERVICES
ENHANCED EXTENDED LINKS

		New EEL rates are the sum of the individual UNE network elements (interoffice transport and loop [channelization if applicable]).										
		DS1 Interoffice Channel and 4-wire 64 kbps Local Loop:										
		Recurring Charges										
		4-wire 64kbps Loop per month	UDL64	NA	NA	NA	NA	NA	NA	\$32.67	NA	NA
		4-wire 64kbps Loop per month, Zone 1 (Note 1)	UDL64	NA	\$39.08	\$26.44	NA	\$27.50	NA	TBD	NA	\$36.45
		4-wire 64kbps Loop per month, Zone 2 (Note 1)	UDL64	NA	\$57.21	\$30.53	NA	\$47.24	NA	TBD	NA	\$45.87
		4-wire 64kbps Loop per month, Zone 3 (Note 1)	UDL64	NA	\$126.22	\$46.53	NA	\$96.48	NA	TBD	NA	\$65.75
		4-wire 64kbps Loop per month, Zone 4 (Note 1)	NA	NA	NA	NA	NA	NA	NA	NA	NA	NA
		Interoffice Channel - Dedicated - DS1 - per mile per month	1L5XX	NA	\$0.6013	\$0.4523	NA	\$0.7831	NA	\$0.5753	NA	\$0.3525
		Interoffice Channel - Dedicated - DS1 - Facility Termination per month	U1TF1	NA	\$99.79	\$78.47	NA	\$93.40	NA	\$71.29	NA	\$75.83
		DS1 Channelized System per month	MQ1	NA	\$153.60	\$18.23	NA	\$209.87	NA	\$177.72	NA	\$165.21
		4-wire 64kbps card COCI per month	1D1DD	NA	\$1.06	\$1.06	NA	\$3.12	NA	\$2.88	NA	\$2.46
		Non-Recurring Charges - New EEL (Note 2) (Note 3)										
		NRC- DS1 interoffice - 1st	U1TF1	NA	\$171.01	\$142.64	NA	\$160.49	NA	\$217.17	NA	\$165.53
		NRC- DS1 interoffice - Add'l	U1TF1	NA	\$101.84	\$94.87	NA	\$123.03	NA	\$163.75	NA	\$124.84
		NRC-4-wire 64kbps Local Loop - 1st	UDL64	NA	\$329.76	\$395.14	NA	\$333.28	NA	\$489.04	NA	\$103.76
		NRC-4-wire 64kbps Local Loop - Add'l	UDL64	NA	\$148.55	\$206.98	NA	\$230.50	NA	\$337.51	NA	\$65.84
		NRC-DS1 Channelization System -1st	MQ1	NA	\$275.18	\$206.09	NA	\$220.07	NA	\$301.74	NA	\$222.87
		NRC-DS1 Channelization System - Add'l	MQ1	NA	\$137.77	\$137.06	NA	\$135.20	NA	\$288.33	NA	\$135.80
		NRC-4-wire 64kbps(COCl)interface card -1st	1D1DD	NA	\$12.16	\$12.02	NA	\$12.29	NA	\$15.76	NA	\$12.61
		NRC-4-wire 64kbps(COCl)interface card -Add'l	1D1DD	NA	\$8.77	\$8.66	NA	\$8.80	NA	\$11.28	NA	\$9.03
		NRC-DS1 interoffice channel and 4-wire 64kbps Local Loop Combination - Electronic Svc Order	SOMEC	NA	\$3.17	\$3.50	NA	\$3.50	NA	\$3.50	NA	\$3.50
		NRC-DS1 interoffice channel and 4-wire 64kbps Local Loop Combination - Manual Svc Order	SOMAN	NA	\$25.40	NA	NA	NA	NA	NA	NA	\$19.99
		NRC-DS1 interoffice channel and 4-wire 64kbps Local Loop Combination - Manual Svc Order - Add'l	SOMAN	NA	NA	\$33.63	NA	\$242.20	NA	\$65.01	NA	NA
		NRC-DS1 interoffice channel and 4-wire 64kbps Local Loop Combination - Manual Svc Order - Add'l	SOMAN	NA	NA	\$27.49	NA	\$153.37	NA	\$50.83	NA	NA
		NRC-DS1 interoffice channel and 4-wire 64kbps Local Loop Combination - Manual Svc Order - Add'l	SOMAN	NA	NA	\$19.88	NA	\$45.91	NA	NA	NA	NA
		NRC-DS1 interoffice channel and 4-wire 64kbps Local Loop Combination - Manual Svc Order - Add'l	SOMAN	NA	NA	\$11.85	NA	\$8.06	NA	NA	NA	NA
		DS1 Interoffice Channel and DS1 Interoffice Local Loop:										
		Recurring Charges										
		DS1 Loop per month	USLXX	NA	NA	NA	NA	NA	NA	\$62.78	NA	NA
		DS1 Loop per month, Zone 1 (Note 1)	USLXX	NA	\$64.69	\$52.40	NA	\$56.32	NA	TBD	NA	NA
		DS1 Loop per month, Zone 2 (Note 1)	USLXX	NA	\$94.71	\$60.51	NA	\$96.73	NA	TBD	NA	NA
		DS1 Loop per month, Zone 3 (Note 1)	USLXX	NA	\$208.93	\$96.18	NA	\$197.57	NA	TBD	NA	NA
		DS1 Loop per month, Zone 4 (Note 1)	NA	NA	NA	NA	NA	NA	NA	NA	NA	NA
		Interoffice Channel - Dedicated - DS1 - per mile per month	1L5XX	NA	\$0.6013	\$0.4523	NA	\$0.7831	NA	\$0.5753	NA	NA
		Interoffice Channel - Dedicated - DS1 - Facility Termination per month	U1TF1	NA	\$99.79	\$78.47	NA	\$93.40	NA	\$71.29	NA	NA
		Non-Recurring Charges - New EEL (Note 2) (Note 3)										
		NRC- DS1 interoffice - 1st	U1TF1	NA	\$171.01	\$142.64	NA	\$160.49	NA	\$217.17	NA	NA
		NRC- DS1 interoffice - Add'l	U1TF1	NA	\$101.84	\$94.87	NA	\$123.03	NA	\$163.75	NA	NA
		NRC-DS1 Local Loop - 1st	USLXX	NA	\$627.78	\$627.44	NA	\$502.73	NA	\$714.84	NA	NA
		NRC-DS1 Local Loop - Add'l	USLXX	NA	\$377.43	\$231.49	NA	\$293.92	NA	\$421.47	NA	NA
		NRC-DS1 interoffice channel and DS1 Local Loop Combination - Electronic Svc Order	SOMEC	NA	\$3.17	\$3.50	NA	\$3.50	NA	\$3.50	NA	\$3.50
		NRC-DS1 interoffice channel and DS1 Local Loop Combination - Manual Svc Order	SOMAN	NA	\$25.40	NA	NA	NA	NA	NA	NA	\$19.99
		NRC-DS1 interoffice channel and DS1 Local Loop Combination - Manual Svc Order - Add'l	SOMAN	NA	NA	\$33.63	NA	\$242.20	NA	\$65.01	NA	NA
		NRC-DS1 interoffice channel and DS1 Local Loop Combination - Manual Svc Order - Add'l	SOMAN	NA	NA	\$27.49	NA	\$153.37	NA	\$50.83	NA	NA
		NRC-DS1 interoffice channel and DS1 Local Loop Combination - Manual Svc Order - Add'l	SOMAN	NA	NA	\$19.88	NA	\$45.91	NA	NA	NA	NA
		NRC-DS1 interoffice channel and DS1 Local Loop Combination - Manual Svc Order - Add'l	SOMAN	NA	NA	\$11.85	NA	\$8.06	NA	NA	NA	NA
		DS3 Interoffice Channel and DS3 Local Loop:										
		Recurring Charges										
		DS3 Loop per Facility Termination per month	UE3PX	NA	\$404.58	\$390.34	NA	\$669.01	NA	\$387.01	NA	\$607.28
		DS3 Loop per mile	1L5ND	NA	\$11.77	\$8.90	NA	\$30.34	NA	\$32.53	NA	\$23.76
		Interoffice Channel - Dedicated - DS3 - Facility Termination per month	U1TF3	NA	\$1,121.93	\$717.60	NA	\$1,101	NA	\$720.38	NA	\$760.20
		Interoffice Channel - Dedicated - DS3 - per mile per month	1L5XX	NA	\$4.17	\$6.46	NA	\$14.04	NA	\$12.98	NA	\$5.89
		Non-Recurring Charges - New EEL (Note 2)(Note 3)										

BELLSOUTH/Xspedius RATES
 NETWORK ELEMENTS
 AND OTHER SERVICES
 ENHANCED EXTENDED LINKS

		New EEL rates are the sum of the individual UNE network elements (interoffice transport and loop [channelization if applicable].										
		NRC- DS3 interoffice - 1st	U1TF3	NA	\$154.30	\$633.41	NA	\$713.57	NA	\$794.94	NA	\$729.27
		NRC- DS3 interoffice - Add'l	U1TF3	NA	\$77.50	\$449.91	NA	\$404.36	NA	\$579.55	NA	\$411.98
		NRC-DS3 Local Loop - 1st	UE3PX	NA	\$1,020.45	\$761.81	NA	\$811.30	NA	\$964.04	NA	\$829.52

BELLSOUTH/Xspedius RATES
NETWORK ELEMENTS
AND OTHER SERVICES
ENHANCED EXTENDED LINKS

	New EEL rates are the sum of the individual UNE network elements (interoffice transport and loop [channelization if applicable]).										
	NRC-DS3 Local Loop - Add'l	UE3PX	NA	\$513.74	\$545.54	NA	\$502.09	NA	\$542.73	NA	\$512.23
	NRC-DS3 interoffice channel and DS3 Local Loop Combination - Electronic Svc Order	SOMEC	NA	\$3.17	\$3.50	NA	\$3.50	NA	\$3.50	NA	\$3.50
	NRC-DS3 interoffice channel and DS3 Local Loop Combination - Manual Svc Order	SOMAN	NA	\$25.40	NA	NA	NA	NA	NA	NA	\$19.99
	NRC-DS3 interoffice channel and DS3 Local Loop Combination - Manual Svc Order -	SOMAN	NA	NA	\$37.55	NA	\$100.50	NA	\$83.19	NA	NA
	NRC-DS3 interoffice channel and DS3 Local Loop Combination - Manual Svc Order -	SOMAN	NA	NA	\$37.55	NA	\$100.50	NA	\$69.01	NA	NA
	NRC-DS3 interoffice channel and DS3 Local Loop Combination - Manual Svc Order -	SOMAN	NA	NA	\$18.03	NA	\$41.88	NA	NA	NA	NA
	NRC-DS3 interoffice channel and DS3 Local Loop Combination - Manual Svc Order -	SOMAN	NA	NA	\$18.03	NA	\$41.88	NA	NA	NA	NA
	STS-1 Interoffice Channel and STS-1 Local Loop:										
	Recurring Charges										
	STS-1 Loop per Facility Termination per month	UDLS1	NA	\$446.09	\$421.59	NA	\$497.08	NA	\$387.01	NA	\$400.21
	STS-1 Loop per mile	1L5ND	NA	\$11.77	\$8.90	NA	\$38.98	NA	\$32.53	NA	\$30.53
	Interoffice Channel - Dedicated - STS-1 - Facility Termination per month	U1TFS	NA	\$1,105.98	\$788.00	NA	\$1,101	NA	\$800.94	NA	\$838.65
	Interoffice Channel - Dedicated - STS-1 - per mile per month	1L5XX	NA	\$4.17	\$2.72	NA	\$14.04	NA	\$6.29	NA	\$6.88
	Non-Recurring Charges - New EEL (Note 2)(Note 3)										
	NRC- STS-1 interoffice - 1st	U1TFS	NA	\$154.30	\$633.41	NA	\$713.57	NA	\$624.86	NA	\$961.62
	NRC- STS-1 interoffice - Add'l	U1TFS	NA	\$77.50	\$449.91	NA	\$404.36	NA	\$436.36	NA	\$625.84
	NRC-STS-1 Local Loop - 1st	UDLS1	NA	\$1,020.45	\$761.81	NA	\$811.30	NA	\$964.04	NA	\$829.52
	NRC-STS-1 Local Loop - Add'l	UDLS1	NA	\$513.74	\$545.54	NA	\$502.09	NA	\$542.73	NA	\$512.23
	NRC-STS-1 interoffice channel and STS-1 Local Loop Combination - Electronic Svc Order	SOMEC	NA	\$3.17	\$3.50	NA	\$3.50	NA	\$3.50	NA	\$3.50
	NRC-STS-1 interoffice channel and STS-1 Local Loop Combination - Manual Svc Order	SOMAN	NA	\$25.40	NA	NA	NA	NA	NA	NA	\$19.99
	NRC-STS-1 interoffice channel and STS-1 Local Loop Combination - Manual Svc Order	SOMAN	NA	NA	\$37.96	NA	\$100.50	NA	\$123.62	NA	NA
	NRC-STS-1 interoffice channel and STS-1 Local Loop Combination - Manual Svc Order	SOMAN	NA	NA	\$37.96	NA	\$100.50	NA	\$84.76	NA	NA
	NRC-STS-1 interoffice channel and STS-1 Local Loop Combination - Manual Svc Order	SOMAN	NA	NA	\$18.23	NA	\$41.88	NA	NA	NA	NA
	NRC-STS-1 interoffice channel and STS-1 Local Loop Combination - Manual Svc Order	SOMAN	NA	NA	\$18.23	NA	\$41.88	NA	NA	NA	NA
	DS3 Interoffice Channel and DS1 Local Loop:										
	Recurring Charges										
	DS1 Loop per month	USLXX	NA	NA	NA	NA	NA	NA	\$62.78	NA	NA

BELLSOUTH/Xspedius RATES
 NETWORK ELEMENTS
 AND OTHER SERVICES
 ENHANCED EXTENDED LINKS

		New EEL rates are the sum of the individual UNE network elements (interoffice transport and loop [channelization if applicable]).									
	DS1 Loop per month, Zone 1 (Note 1)	USLXX	NA	\$64.69	\$52.40	NA	\$56.32	NA	TBD	NA	NA
	DS1 Loop per month, Zone 2 (Note 1)	USLXX	NA	\$94.71	\$60.51	NA	\$96.73	NA	TBD	NA	NA
	DS1 Loop per month, Zone 3 (Note 1)	USLXX	NA	\$208.93	\$96.18	NA	\$197.57	NA	TBD	NA	NA
	DS1 Loop per month, Zone 4 (Note 1)	NA	NA	NA	NA	NA	NA	NA	NA	NA	NA
	Interoffice Channel - Dedicated - DS3 - Facility Termination per month	U1TF3	NA	\$1,121.93	\$717.60	NA	\$1,101	NA	\$720.38	NA	NA
	Interoffice Channel - Dedicated - DS3 - per mile per month	1L5XX	NA	\$4.17	\$6.46	NA	\$14.04	NA	\$12.98	NA	NA
	DS3 Channelized System per month	MQ3	NA	\$220.97	\$202.91	NA	\$245.84	NA	\$226.81	NA	NA
	DS3 Interface per month (DS1 COCI)	UC1D1	NA	\$14.40	\$0.67	NA	\$7.55	NA	\$4.61	NA	NA
	Non-Recurring Charges - New EEL (Note 2)(Note 3)										
	NRC- DS3 interoffice - 1st	U1TF3	NA	\$627.78	\$520.09	NA	\$713.57	NA	\$794.94	NA	NA
	NRC- DS3 interoffice - Add'l	U1TF3	NA	\$377.43	\$282.38	NA	\$404.36	NA	\$579.55	NA	NA
	NRC-DS1 Local Loop - 1st	USLXX	NA	\$338.52	\$142.64	NA	\$502.73	NA	\$714.84	NA	NA
	NRC-DS1 Local Loop - Add'l	USLXX	NA	\$124.84	\$94.87	NA	\$293.92	NA	\$421.47	NA	NA
	NRC-DS3 Channelization System -1st	MQ3	NA	\$404.85	\$316.28	NA	\$320.72	NA	\$351.95	NA	NA
	NRC-DS3 Channelization System - Add'l	MQ3	NA	\$168.26	\$171.72	NA	\$233.10	NA	\$243.76	NA	NA
	NRC-DS1(COCI)interface card -1st	UC1D1	NA	\$12.16	\$12.02	NA	\$12.29	NA	\$15.76	NA	NA
	NRC-DS1(COCI)interface card -Add'l	UC1D1	NA	\$8.77	\$8.66	NA	\$8.80	NA	\$11.28	NA	NA
	NRC-DS3 interoffice channel and DS1 Local Loop Combination - Electronic Svc Order	SOMECS	NA	\$3.17	\$3.50	NA	\$3.50	NA	\$3.50	NA	NA
	NRC-DS3 interoffice channel and DS1 Local Loop Combination - Manual Svc Order	SOMAN	NA	\$25.40	\$33.63	NA	NA	NA	NA	NA	NA
	NRC-DS3 interoffice channel and DS1 Local Loop Combination - Manual Svc Order - Add'l	SOMAN	NA	NA	NA	NA	\$36.28	NA	\$118.20	NA	NA
	NRC-DS3 interoffice channel and DS1 Local Loop Combination - Manual Svc Order - Add'l	SOMAN	NA	NA	\$27.49	NA	\$26.20	NA	\$104.02	NA	NA
	NRC-DS3 interoffice channel and DS1 Local Loop Combination - Manual Svc Order - Add'l	SOMAN	NA	NA	\$19.88	NA	\$19.47	NA	NA	NA	NA
	NRC-DS3 interoffice channel and DS1 Local Loop Combination - Manual Svc Order - Add'l	SOMAN	NA	NA	\$11.85	NA	\$8.06	NA	NA	NA	NA
	STS-1 Interoffice Channel and DS1 Local Loop:										
	Recurring Charges										
	DS1 Loop per month, Zone 1 (Note 1)	USLXX	NA	\$64.69	\$52.40	NA	\$56.32	NA	TBD	NA	NA
	DS1 Loop per month, Zone 2 (Note 1)	USLXX	NA	\$94.71	\$60.51	NA	\$96.73	NA	TBD	NA	NA
	DS1 Loop per month, Zone 3 (Note 1)	USLXX	NA	\$208.93	\$96.18	NA	\$197.57	NA	TBD	NA	NA
	DS1 Loop per month, Zone 4 (Note 1)	NA	NA	NA	NA	NA	NA	NA	NA	NA	NA
	Interoffice Channel - Dedicated - STS-1 - Facility Termination per month	U1TFS	NA	\$1,105.98	\$717.60	NA	\$1,101	NA	\$387.01	NA	NA
	Interoffice Channel - Dedicated - STS-1 - per mile per month	1L5XX	NA	\$4.17	\$6.46	NA	\$14.04	NA	\$32.53	NA	NA
	DS3 Channelized System per month	MQ3	NA	\$220.97	\$202.91	NA	\$245.84	NA	\$226.81	NA	NA
	DS3 Interface per month (DS1 COCI)	UC1D1	NA	\$14.40	\$0.67	NA	\$7.55	NA	\$4.61	NA	NA
	Non-Recurring Charges - New EEL (Note 2)(Note 3)										
	NRC-DS1 Local Loop - 1st	USLXX	NA	\$627.78	\$520.09	NA	\$502.73	NA	\$714.84	NA	NA
	NRC-DS1 Local Loop - Add'l	USLXX	NA	\$377.43	\$282.38	NA	\$293.92	NA	\$421.47	NA	NA
	NRC- STS-1 interoffice - 1st	U1TFS	NA	\$154.30	\$142.64	NA	\$713.57	NA	\$624.86	NA	NA
	NRC- STS-1 interoffice - Add'l	U1TFS	NA	\$77.50	\$94.87	NA	\$404.36	NA	\$436.36	NA	NA
	NRC-DS3 Channelization System -1st	MQ3	NA	\$404.85	\$316.28	NA	\$320.72	NA	\$351.95	NA	NA
	NRC-DS3 Channelization System - Add'l	MQ3	NA	\$168.26	\$171.72	NA	\$233.10	NA	\$243.76	NA	NA
	NRC-DS1(COCI)interface card -1st	UC1D1	NA	\$12.16	\$12.02	NA	\$12.29	NA	\$15.76	NA	NA
	NRC-DS1(COCI)interface card -Add'l	UC1D1	NA	\$8.77	\$8.66	NA	\$8.80	NA	\$11.28	NA	NA
	NRC-STS-1 interoffice channel and DS1 Local Loop Combination - Electronic Svc Order	SOMECS	NA	\$3.17	\$3.50	NA	\$3.50	NA	\$3.50	NA	NA
	NRC-STS-1 interoffice channel and DS1 Local Loop Combination - Manual Svc Order	SOMAN	NA	\$25.40	NA	NA	NA	NA	NA	NA	NA
	NRC-STS-1 interoffice channel and DS1 Local Loop Combination - Manual Svc Order - Add'l	SOMAN	NA	NA	\$33.63	NA	\$68.39	NA	\$81.94	NA	NA
	NRC-STS-1 interoffice channel and DS1 Local Loop Combination - Manual Svc Order - Add'l	SOMAN	NA	NA	\$27.49	NA	\$58.31	NA	\$67.76	NA	NA
	NRC-STS-1 interoffice channel and DS1 Local Loop Combination - Manual Svc Order - Add'l	SOMAN	NA	NA	\$19.88	NA	\$50.49	NA	NA	NA	NA
	NRC-STS-1 interoffice channel and DS1 Local Loop Combination - Manual Svc Order - Add'l	SOMAN	NA	NA	\$11.85	NA	\$29.00	NA	NA	NA	NA
	2-wire VG Interoffice Channel and 2-wire VG Local Loop:										
	Recurring Charges										
	2-wire VG Loop per month, statewide	UEAL2	NA	\$20.52	\$16.51	NA	\$19.35	NA	NA	NA	\$18.00
	2-wire VG Loop per month, Zone 1 (Note 1)	UEAL2	NA	TBD	\$15.40	NA	\$17.65	NA	NA	NA	\$15.54
	2-wire VG Loop per month, Zone 2 (Note 1)	UEAL2	NA	TBD	\$17.78	NA	\$30.32	NA	NA	NA	\$19.55

BELLSOUTH/Xspedius RATES
NETWORK ELEMENTS
AND OTHER SERVICES
ENHANCED EXTENDED LINKS

	New EEL rates are the sum of the individual UNE network elements (interoffice transport and loop [channelization if applicable]).										
	2-wire VG Loop per month, Zone 3 (Note 1)	UEAL2	NA	TBD	\$28.26	NA	\$61.93	NA	NA	NA	\$28.02
	2-wire VG Loop per month, Zone 4 (Note 1)	NA	NA	NA	NA	NA	NA	NA	NA	NA	NA
	Interoffice Channel - Dedicated - 2-wire VG - Facility Termination per month	U1TV2	NA	\$26.52	\$17.07	NA	\$19.10	NA	NA	NA	\$18.33
	Interoffice Channel - Dedicated - 2-wire VG - per mile per month	1L5XX	NA	\$0.01	\$0.0222	NA	\$0.0384	NA	NA	NA	\$0.0173
	Non-Recurring Charges - New EEL (Note 2)(Note 3)										
	NRC- 2-wire VG interoffice - 1st	U1TV2	NA	\$112.10	\$79.61	NA	\$104.23	NA	NA	NA	\$83.35
	NRC- 2-wire VG interoffice - Add'l	U1TV2	NA	\$67.61	\$36.08	NA	\$39.91	NA	NA	NA	\$20.88
	NRC-2-wire VG Local Loop - 1st	UEAL2	NA	\$38.02	\$104.17	NA	\$128.42	NA	NA	NA	\$192.97
	NRC-2-wire VG Local Loop - Add'l	UEAL2	NA	\$35.15	\$78.10	NA	\$93.60	NA	NA	NA	\$140.72
	NRC-2-wire VG interoffice channel and 2-wire VG Local Loop Combination - Electron	SOMECA	NA	\$3.17	\$3.50	NA	\$3.50	NA	NA	NA	\$3.50
	NRC-2-wire VG interoffice channel and 2-wire VG Local Loop Combination - Manual	SOMAN	NA	\$25.40	NA	NA	NA	NA	NA	NA	\$19.99
	NRC-2-wire VG interoffice channel and 2-wire VG Local Loop Combination - Manual	SOMAN	NA	NA	\$37.88	NA	\$36.28	NA	NA	NA	NA
	NRC-2-wire VG interoffice channel and 2-wire VG Local Loop Combination - Manual	SOMAN	NA	NA	\$27.36	NA	\$26.20	NA	NA	NA	NA
	NRC-2-wire VG interoffice channel and 2-wire VG Local Loop Combination - Manual	SOMAN	NA	NA	NA	NA	\$19.47	NA	NA	NA	NA
	NRC-2-wire VG interoffice channel and 2-wire VG Local Loop Combination - Manual	SOMAN	NA	NA	NA	NA	\$8.06	NA	NA	NA	NA
	4-wire VG Interoffice Channel and 4-wire VG Local Loop:										
	Recurring Charges										
	4-wire VG Loop per month, Zone 1 (Note 1)	UEAL4	NA	\$24.26	NA	NA	NA	NA	NA	NA	NA
	4-wire VG Loop per month, Zone 2 (Note 1)	UEAL4	NA	\$35.51	NA	NA	NA	NA	NA	NA	NA
	4-wire VG Loop per month, Zone 3 (Note 1)	UEAL4	NA	\$78.35	NA	NA	NA	NA	NA	NA	NA
	4-wire VG Loop per month, Zone 4 (Note 1)	NA	NA	NA	NA	NA	NA	NA	NA	NA	NA
	Interoffice Channel - Dedicated - 4-wire VG - Facility Termination per month	U1TV4	NA	\$23.64	NA	NA	NA	NA	NA	NA	NA
	Interoffice Channel - Dedicated - 4-wire VG - per mile per month	1L5XX	NA	\$0.0098	NA	NA	NA	NA	NA	NA	NA
	Non-Recurring Charges - New EEL (Note 2)(Note 3)										
	NRC- 4-wire VG interoffice - 1st	U1TV4	NA	\$160.33	NA	NA	NA	NA	NA	NA	NA
	NRC- 4-wire VG interoffice - Add'l	U1TV4	NA	\$73.44	NA	NA	NA	NA	NA	NA	NA
	NRC-4-wire VG Local Loop - 1st	UEAL4	NA	\$329.76	NA	NA	NA	NA	NA	NA	NA
	NRC-4-wire VG Local Loop - Add'l	UEAL4	NA	\$148.55	NA	NA	NA	NA	NA	NA	NA
	NRC-4-wire VG interoffice channel and 4-wire VG Local Loop Combination - Electron	SOMECA	NA	\$3.17	NA	NA	NA	NA	NA	NA	NA
	NRC-4-wire VG interoffice channel and 4-wire VG Local Loop Combination - Manual	SOMAN	NA	\$25.40	NA	NA	NA	NA	NA	NA	NA
	NRC-4-wire VG interoffice channel and 4-wire VG Local Loop Combination - Manual	SOMAN	NA	NA	NA	NA	NA	NA	NA	NA	NA
	NRC-4-wire VG interoffice channel and 4-wire VG Local Loop Combination - Manual	SOMAN	NA	NA	NA	NA	NA	NA	NA	NA	NA
	NRC-4-wire VG interoffice channel and 4-wire VG Local Loop Combination - Manual	SOMAN	NA	NA	NA	NA	NA	NA	NA	NA	NA
	NRC-4-wire VG interoffice channel and 4-wire VG Local Loop Combination - Manual	SOMAN	NA	NA	NA	NA	NA	NA	NA	NA	NA
	4-wire 56 kbps Interoffice Channel and 4-wire 56kbps Local Loop:										
	Recurring Charges										
	4-wire 56kbps Loop per month, Zone 1 (Note 1)	UDL56	NA	\$39.08	\$26.44	NA	\$24.36	NA	TBD	NA	\$15.92
	4-wire 56kbps Loop per month, Zone 2 (Note 1)	UDL56	NA	\$57.21	\$26.42	NA	\$41.85	NA	TBD	NA	\$20.79
	4-wire 56kbps Loop per month, Zone 3 (Note 1)	UDL56	NA	\$126.22	\$46.53	NA	\$86.47	NA	TBD	NA	\$27.18
	4-wire 56kbps Loop per month, Zone 4 (Note 1)	NA	NA	NA	NA	NA	NA	NA	NA	NA	NA
	Interoffice Channel - Dedicated - 4-wire 56kbps - Facility Termination per month	U1TD5	NA	\$23.64	\$16.45	NA	\$18.37	NA	\$17.40	NA	\$17.74
	Interoffice Channel - Dedicated - 4-wire 56kbps - per mile per month	1L5XX	NA	\$0.0098	\$0.0222	NA	\$0.0384	NA	\$0.0282	NA	\$0.1730
	Non-Recurring Charges - New EEL (Note 2)(Note 3)										
	NRC- 4-wire 56kbps interoffice - 1st	U1TD5	NA	\$160.33	\$79.61	NA	\$104.23	NA	\$137.48	NA	\$83.35
	NRC- 4-wire 56kbps interoffice - Add'l	U1TD5	NA	\$73.44	\$36.08	NA	\$39.91	NA	\$52.58	NA	\$20.88
	NRC-4-wire 56kbps Local Loop - 1st	UDL56	NA	\$329.76	\$348.55	NA	\$421.27	NA	\$489.04	NA	\$643.00
	NRC-4-wire 56kbps Local Loop - Add'l	UDL56	NA	\$148.55	\$241.20	NA	\$274.74	NA	\$337.51	NA	\$421.28
	NRC-4-wire 56kbps interoffice channel and 4-wire 56kbps Local Loop Combination -	SOMECA	NA	\$3.17	\$3.50	NA	\$3.50	NA	\$3.50	NA	\$3.50
	NRC-4-wire 56kbps interoffice channel and 4-wire 56kbps Local Loop Combination -	SOMAN	NA	\$25.40	NA	NA	NA	NA	NA	NA	\$19.99
	NRC-4-wire 56kbps interoffice channel and 4-wire 56kbps Local Loop Combination -	SOMAN	NA	NA	\$37.88	NA	\$36.28	NA	\$65.01	NA	NA
	NRC-4-wire 56kbps interoffice channel and 4-wire 56kbps Local Loop Combination -	SOMAN	NA	NA	\$27.36	NA	\$26.20	NA	\$50.83	NA	NA
	NRC-4-wire 56kbps interoffice channel and 4-wire 56kbps Local Loop Combination -	SOMAN	NA	NA	NA	NA	\$11.41	NA	NA	NA	NA
	NRC-4-wire 56kbps interoffice channel and 4-wire 56kbps Local Loop Combination -	SOMAN	NA	NA	NA	NA	NA	NA	NA	NA	NA

BELLSOUTH/Xspedius RATES
 NETWORK ELEMENTS
 AND OTHER SERVICES
 ENHANCED EXTENDED LINKS

	New EEL rates are the sum of the individual UNE network elements (interoffice transport and loop [channelization if applicable]).										
	4-wire 64 kbps Interoffice Channel and 4-wire 64 kbps Local Loop:										
	Recurring Charges										
	4-wire 64kbps Loop per month, Zone 1 (Note 1)	UDL64	NA	\$39.08	\$26.44	NA	\$27.50	NA	TBD	NA	\$36.45
	4-wire 64kbps Loop per month, Zone 2 (Note 1)	UDL64	NA	\$57.21	\$30.53	NA	\$47.24	NA	TBD	NA	\$45.87
	4-wire 64kbps Loop per month, Zone 3 (Note 1)	UDL64	NA	\$126.22	\$46.53	NA	\$96.48	NA	TBD	NA	\$65.75
	4-wire 64kbps Loop per month, Zone 4 (Note 1)	NA	NA	NA	NA	NA	NA	NA	NA	NA	NA
	Interoffice Channel - Dedicated - 4-wire 64kbps - Facility Termination per month	U1TD6	NA	\$19.31	\$16.45	NA	\$18.37	NA	\$17.40	NA	\$17.74
	Interoffice Channel - Dedicated - 4-wire 64kbps - per mile per month	1L5XX	NA	\$0.0098	\$0.0222	NA	\$0.0384	NA	\$0.0282	NA	\$0.1730
	Non-Recurring Charges - New EEL (Note 2)(Note 3)										
	NRC- 4-wire 64kbps interoffice - 1st	U1TD6	NA	\$160.33	\$79.61	NA	\$713.57	NA	\$137.48	NA	\$729.27
	NRC- 4-wire 64kbps interoffice - Add'l	U1TD6	NA	\$73.44	\$36.08	NA	\$404.36	NA	\$52.58	NA	\$411.98
	NRC-4-wire 64kbps Local Loop - 1st	UDL64	NA	\$329.76	\$348.55	NA	\$811.30	NA	\$489.04	NA	\$829.52
	NRC-4-wire 64kbps Local Loop - Add'l	UDL64	NA	\$148.55	\$241.20	NA	\$502.09	NA	\$337.51	NA	\$512.23
	NRC-4-wire 64kbps interoffice channel and 4-wire 64kbps Local Loop Combination - 1st	SOMECH	NA	\$3.17	\$3.50	NA	\$3.50	NA	\$3.50	NA	\$3.50
	NRC-4-wire 64kbps interoffice channel and 4-wire 64kbps Local Loop Combination - Add'l	SOMAN	NA	\$25.40	NA	NA	NA	NA	NA	NA	\$19.99
	NRC-4-wire 64kbps interoffice channel and 4-wire 64kbps Local Loop Combination - 1st	SOMAN	NA	NA	\$37.55	NA	\$100.50	NA	\$65.01	NA	NA
	NRC-4-wire 64kbps interoffice channel and 4-wire 64kbps Local Loop Combination - Add'l	SOMAN	NA	NA	\$37.55	NA	\$100.50	NA	\$50.83	NA	NA
	NRC-4-wire 64kbps interoffice channel and 4-wire 64kbps Local Loop Combination - 1st	SOMAN	NA	NA	\$18.03	NA	\$41.88	NA	NA	NA	NA
	NRC-4-wire 64kbps interoffice channel and 4-wire 64kbps Local Loop Combination - Add'l	SOMAN	NA	NA	\$18.03	NA	\$41.88	NA	NA	NA	NA
	Network Elements used in Existing Combinations at UNE Rates (Note4)										
	USOC	AL	FL	GA	KY	LA	MS	NC	SC	TN	
	Local Loop:										
	2-Wire Analog Voice Grade Loop - Service Level 2										
	2-Wire Analog Voice Grade Loop - per mile per month	UNCVX	1L5ND	\$0.00	\$0.00	\$0.00	\$0.00	\$0.00	\$0.00	\$0.00	\$0.00
	2-Wire Analog Voice Grade Loop -per month	UEAL2	NA	NA	NA	NA	NA	NA	\$19.50	NA	NA
	Zone 1	UEAL2	\$17.95	\$20.52	\$15.40	\$17.27	\$17.65	\$18.35	TBD	\$16.58	\$15.54
	Zone 2	UEAL2	\$29.16	TBD	\$17.78	\$32.32	\$30.32	\$24.33	TBD	\$27.59	\$19.55
	Zone 3	UEAL2	\$52.84	TBD	\$28.26	\$55.78	\$61.93	\$34.77	TBD	\$31.87	\$28.02
	Zone 4	UEAL2	NA	NA	NA	NA	NA	\$45.88	NA	NA	NA
	NRC - Ordinarily Combined in GA (Note 5)										
	NRC - 1st	UEAL2	NA	NA	\$104.17	NA	NA	NA	NA	NA	NA
	NRC - Add'l	UEAL2	NA	NA	\$78.10	NA	NA	NA	NA	NA	NA
	NRC - Disconnect Charge - 1st	UEAL2	NA	NA	NA	NA	NA	NA	NA	NA	NA
	NRC - Disconnect Charge - Add'l	UEAL2	NA	NA	NA	NA	NA	NA	NA	NA	NA
	NRC - Electronic Svc Order, per LSR	SOMECH	NA	NA	\$3.50	NA	NA	NA	NA	NA	NA
	NRC - Incremental Charge - Manual Service Order - 1st	SOMAN	NA	NA	\$18.94	NA	NA	NA	NA	NA	NA
	NRC - Incremental Charge - Manual Service Order - Add'l	SOMAN	NA	NA	\$8.42	NA	NA	NA	NA	NA	NA
	NRC - Incremental Charge - Manual Service Order - Disconnect	SOMAN	NA	NA	NA	NA	NA	NA	NA	NA	NA
	NRC-All Existing Combination "Switch As Is" Conversion Charge (Note 6)										
	NRC-2/4-WIRE COMBINATION - "Switch As Is" Conversion Charge - 1st	UNCCC	\$54.03	\$32.75	\$58.43	\$54.09	\$54.23	\$54.09	\$54.00	\$54.26	\$54.13
	NRC-2/4-WIRE COMBINATION - "Switch As Is" Conversion Charge - Add'l	UNCCC	\$32.11	\$32.75	\$26.99	\$32.16	\$32.24	\$32.16	\$32.10	\$32.25	\$32.17
	NRC- 2/4-WIRE COMBINATION - "Switch As Is" Conversion Charge - Disconnect - 1st	UNCCC	\$0.00	\$16.77	\$12.61	\$0.00	\$0.00	\$0.00	\$0.00	\$0.00	\$0.00
	NRC- 2/4-WIRE COMBINATION - "Switch As Is" Conversion Charge - Disconnect - Add'l	UNCCC	\$0.00	\$16.77	\$12.61	\$0.00	\$0.00	\$0.00	\$0.00	\$0.00	\$0.00
	2-Wire Analog Voice Grade Loop - Service Level 2 - (reverse battery)										
	2-Wire Analog Voice Grade Loop - Loop[Start - per mile per month	1L5ND	\$0.00	\$0.00	\$0.00	\$0.00	\$0.00	\$0.00	\$0.00	\$0.00	\$0.00
	2-Wire Analog Voice Grade Loop - Rev Bat - per month	UEAR2	NA	\$20.52	NA	NA	NA	NA	\$19.50	NA	NA
	Zone 1	UEAR2	\$17.95	\$23.23	\$16.84	\$17.27	\$17.65	\$18.35	TBD	\$21.57	\$15.54
	Zone 2	UEAR2	\$29.16	\$22.43	\$19.45	\$32.32	\$30.32	\$24.33	TBD	\$32.53	\$19.55
	Zone 3	UEAR2	\$52.84	\$27.87	\$30.92	\$55.78	\$61.93	\$34.77	TBD	\$43.08	\$28.02
	Zone 4	UEAR2	NA	NA	NA	NA	NA	\$45.88	NA	NA	NA
	NRC - Ordinarily Combined in GA (Note 5)										
	NRC - 1st	UEAR2	NA	NA	\$104.17	NA	NA	NA	NA	NA	NA
	NRC - Add'l	UEAR2	NA	NA	\$78.10	NA	NA	NA	NA	NA	NA

BELLSOUTH/Xpedius RATES
 NETWORK ELEMENTS
 AND OTHER SERVICES
 ENHANCED EXTENDED LINKS

	New EEL rates are the sum of the individual UNE network elements (interoffice transport and loop [channelization if applicable]).											
	NRC - Disconnect Charge - 1st	UEAR2	NA	NA	NA	NA	NA	NA	NA	NA	NA	NA
	NRC - Disconnect Charge - Add'l	UEAR2	NA	NA	NA	NA	NA	NA	NA	NA	NA	NA
	NRC - Electronic Svc Order, per LSR	SOMEK	NA	NA	\$3.50	NA	NA	NA	NA	NA	NA	NA
	NRC - Incremental Charge - Manual Service Order - 1st	SOMAN	NA	NA	\$18.94	NA	NA	NA	NA	NA	NA	NA
	NRC - Incremental Charge - Manual Service Order - Add'l	SOMAN	NA	NA	\$8.42	NA	NA	NA	NA	NA	NA	NA
	NRC - Incremental Charge - Manual Service Order - Disconnect	SOMAN	NA	NA	NA	NA	NA	NA	NA	NA	NA	NA
	NRC-All Existing Combination "Switch As Is" Conversion Charge (Note 6)											
	NRC-2/4-WIRE COMBINATION - "Switch As Is" Conversion Charge - 1st	UNCCC	\$54.03	\$32.75	\$58.43	\$54.09	\$54.23	\$54.09	\$54.00	\$54.26	\$54.13	
	NRC-2/4-WIRE COMBINATION - "Switch As Is" Conversion Charge - Add'l	UNCCC	\$32.11	\$32.75	\$26.99	\$32.16	\$32.24	\$32.16	\$32.10	\$32.25	\$32.17	
	NRC- 2/4-WIRE COMBINATION - "Switch As Is" Conversion Charge - Disconnect - 1st	UNCCC	\$0.00	\$16.77	\$12.61	\$0.00	\$0.00	\$0.00	\$0.00	\$0.00	\$0.00	
	NRC- 2/4-WIRE COMBINATION - "Switch As Is" Conversion Charge - Disconnect - Add'l	UNCCC	\$0.00	\$16.77	\$12.61	\$0.00	\$0.00	\$0.00	\$0.00	\$0.00	\$0.00	
	4-Wire Analog Voice Grade Loop											
	4-Wire Analog Voice Grade Loop per mile per month	1L5ND	\$0.00	\$0.00	\$0.00	\$0.00	\$0.00	\$0.00	\$0.00	\$0.00	\$0.00	\$0.00
	Zone 1	UEAL4	\$24.01	\$24.26	\$22.88	\$20.92	\$24.36	\$22.38	\$23.51	\$49.47	\$15.54	
	Zone 2	UEAL4	\$39.00	\$35.51	\$26.42	\$39.14	\$41.85	\$29.67	\$38.53	\$44.44	\$19.55	
	Zone 3	UEAL4	\$70.67	\$78.35	\$41.99	\$67.56	\$85.47	\$42.40	\$44.38	\$58.85	\$28.02	
	Zone 4	UEAL4	NA	NA	NA	NA	NA	\$55.96	NA	NA	NA	
	NRC - Ordinarily Combined in GA (Note 5)											
	NRC - 1st	UEAL4	NA	NA	\$206.95	NA	NA	NA	NA	NA	NA	NA
	NRC - Add'l	UEAL4	NA	NA	\$170.57	NA	NA	NA	NA	NA	NA	NA
	NRC - Disconnect Charge - 1st	UEAL4	NA	NA	NA	NA	NA	NA	NA	NA	NA	NA
	NRC - Disconnect Charge - Add'l	UEAL4	NA	NA	NA	NA	NA	NA	NA	NA	NA	NA
	NRC - Electronic Svc Order, per LSR	SOMEK	NA	NA	\$3.50	NA	NA	NA	NA	NA	NA	NA
	NRC - Incremental Charge - Manual Service Order - 1st	SOMAN	NA	NA	NA	NA	NA	NA	NA	NA	NA	NA
	NRC - Incremental Charge - Manual Service Order - Add'l	SOMAN	NA	NA	\$8.42	NA	NA	NA	NA	NA	NA	NA
	NRC - Incremental Charge - Manual Service Order - Disconnect	SOMAN	NA	NA	NA	NA	NA	NA	NA	NA	NA	NA
	NRC-All Existing Combination "Switch As Is" Conversion Charge (Note 6)											
	NRC-2/4-WIRE COMBINATION - "Switch As Is" Conversion Charge - 1st	UNCCC	\$54.03	\$32.75	\$58.43	\$54.09	\$54.23	\$54.09	\$54.00	\$54.26	\$54.13	
	NRC-2/4-WIRE COMBINATION - "Switch As Is" Conversion Charge - Add'l	UNCCC	\$32.11	\$32.75	\$26.99	\$32.16	\$32.24	\$32.16	\$32.10	\$32.25	\$32.17	
	NRC- 2/4-WIRE COMBINATION - "Switch As Is" Conversion Charge - Disconnect - 1st	UNCCC	\$0.00	\$16.77	\$12.61	\$0.00	\$0.00	\$0.00	\$0.00	\$0.00	\$0.00	
	NRC- 2/4-WIRE COMBINATION - "Switch As Is" Conversion Charge - Disconnect - Add'l	UNCCC	\$0.00	\$16.77	\$12.61	\$0.00	\$0.00	\$0.00	\$0.00	\$0.00	\$0.00	
	2-Wire ISDN Digital Grade Loop											
	2-Wire ISDN Loop per mile per month	1L5ND	\$0.00	\$0.00	\$0.00	\$0.00	\$0.00	\$0.00	\$0.00	\$0.00	\$0.00	\$0.00
	2-Wire ISDN Digital Grade Loop per month	U1L2X	NA	NA	NA	NA	NA	NA	\$24.98	NA	NA	NA
	Zone 1	U1L2X	\$23.23	\$32.34	\$21.89	\$23.66	\$21.15	\$21.86	TBD	\$21.40	\$15.54	
	Zone 2	U1L2X	\$37.74	\$47.35	\$25.27	\$44.28	\$36.32	\$28.97	TBD	\$34.91	\$19.55	
	Zone 3	U1L2X	\$68.38	\$104.47	\$40.17	\$76.42	\$74.19	\$41.40	TBD	\$40.17	\$28.02	
	Zone 4	U1L2X	NA	NA	NA	NA	NA	\$54.64	NA	NA	NA	
	NRC - Ordinarily Combined in GA (Note 5)											
	NRC - 1st	U1L2X	NA	NA	\$233.38	NA	NA	NA	NA	NA	NA	NA
	NRC - Add'l	U1L2X	NA	NA	\$180.35	NA	NA	NA	NA	NA	NA	NA
	NRC - Disconnect Charge - 1st	U1L2X	NA	NA	NA	NA	NA	NA	NA	NA	NA	NA
	NRC - Disconnect Charge - Add'l	U1L2X	NA	NA	NA	NA	NA	NA	NA	NA	NA	NA
	NRC - Electronic Svc Order, per LSR	SOMEK	NA	NA	\$3.50	NA	NA	NA	NA	NA	NA	NA
	NRC - Incremental Charge - Manual Service Order - 1st	SOMAN	NA	NA	\$18.94	NA	NA	NA	NA	NA	NA	NA
	NRC - Incremental Charge - Manual Service Order - Add'l	SOMAN	NA	NA	\$8.42	NA	NA	NA	NA	NA	NA	NA
	NRC - Incremental Charge - Manual Service Order - Disconnect	SOMAN	NA	NA	NA	NA	NA	NA	NA	NA	NA	NA
	NRC-All Existing Combination "Switch As Is" Conversion Charge (Note 6)											
	NRC-2/4-WIRE COMBINATION - "Switch As Is" Conversion Charge - 1st	UNCCC	\$54.03	\$32.75	\$58.43	\$54.09	\$54.23	\$54.09	\$54.00	\$54.26	\$54.13	
	NRC-2/4-WIRE COMBINATION - "Switch As Is" Conversion Charge - Add'l	UNCCC	\$32.11	\$32.75	\$26.99	\$32.16	\$32.24	\$32.16	\$32.10	\$32.25	\$32.17	
	NRC- 2/4-WIRE COMBINATION - "Switch As Is" Conversion Charge - Disconnect - 1st	UNCCC	\$0.00	\$16.77	\$12.61	\$0.00	\$0.00	\$0.00	\$0.00	\$0.00	\$0.00	
	NRC- 2/4-WIRE COMBINATION - "Switch As Is" Conversion Charge - Disconnect - Add'l	UNCCC	\$0.00	\$16.77	\$12.61	\$0.00	\$0.00	\$0.00	\$0.00	\$0.00	\$0.00	

BELLSOUTH/Xspedius RATES
 NETWORK ELEMENTS
 AND OTHER SERVICES
 ENHANCED EXTENDED LINKS

	New EEL rates are the sum of the individual UNE network elements (interoffice transport and loop [channelization if applicable]).										
	4-Wire 56 kbps Digital Grade Loop										
	4-Wire 56 kbps Digital Grade Loop per mile per month	1L5ND	\$0.00	\$0.00	\$0.00	\$0.00	\$0.00	\$0.00	\$0.00	\$0.00	\$0.00
	4-Wire 56 kbps Digital Grade Loop per month	UDL56	NA	NA	NA	NA	NA	NA	\$32.67	NA	NA
	Zone 1	UDL56	\$27.33	\$33.90	\$26.44	NA	\$27.50	\$25.61	TBD	\$27.94	\$36.45
	Zone 2	UDL56	\$44.40	\$44.72	\$30.53	NA	\$47.25	\$33.94	TBD	\$45.81	\$45.87
	Zone 3	UDL56	\$80.45	\$50.85	\$46.53	NA	\$96.48	\$48.51	TBD	\$52.76	\$65.75
	Zone 4	UDL56	NA	NA	NA	NA	NA	\$64.02	NA	NA	NA
	NRC - Ordinarily Combined in GA (Note 5)										
	NRC - 1st	UDL56	NA	NA	\$348.55	NA	NA	NA	NA	NA	NA
	NRC - Add'l	UDL56	NA	NA	\$241.20	NA	NA	NA	NA	NA	NA
	NRC - Disconnect Dcharge - 1st	UDL56	NA	NA	NA	NA	NA	NA	NA	NA	NA
	NRC - Disconnect Charge - Add'l	UDL56	NA	NA	NA	NA	NA	NA	NA	NA	NA
	NRC - Electronic Svc Order, per LSR	SOMEC	NA	NA	\$3.50	NA	NA	NA	NA	NA	NA
	NRC - Incremental Charge - Manual Service Order - 1st	SOMAN	NA	NA	\$18.94	NA	NA	NA	NA	NA	NA
	NRC - Incremental Charge - Manual Service Order - Add'l	SOMAN	NA	NA	\$8.42	NA	NA	NA	NA	NA	NA
	NRC - Incremental Charge - Manual Service Order - Disconnect	SOMAN	NA	NA	NA	NA	NA	NA	NA	NA	NA
	NRC-All Existing Combination "Switch As Is" Conversion Charge (Note 6)										
	NRC-2/4-WIRE COMBINATION - "Switch As Is" Conversion Charge - 1st	UNCCC	\$54.03	\$32.75	\$58.43	\$54.09	\$54.23	\$54.09	\$54.00	\$54.26	\$54.13
	NRC-2/4-WIRE COMBINATION - "Switch As Is" Conversion Charge - Add'l	UNCCC	\$32.11	\$32.75	\$26.99	\$32.16	\$32.24	\$32.16	\$32.10	\$32.25	\$32.17
	NRC- 2/4-WIRE COMBINATION - "Switch As Is" Conversion Charge - Disconnect - 1st	UNCCC	\$0.00	\$16.77	\$12.61	\$0.00	\$0.00	\$0.00	\$0.00	\$0.00	\$0.00
	NRC- 2/4-WIRE COMBINATION - "Switch As Is" Conversion Charge - Disconnect - Add'l	UNCCC	\$0.00	\$16.77	\$12.61	\$0.00	\$0.00	\$0.00	\$0.00	\$0.00	\$0.00
	4-Wire 64 kbps Digital Grade Loop										
	4-Wire 64 kbps Digital Grade Loop per mile per month	1L5ND	\$0.00	\$0.00	\$0.00	\$0.00	\$0.00	\$0.00	\$0.00	\$0.00	\$0.00
	4-Wire 64 kbps Digital Grade Loop per month	UDL64	NA	NA	NA	NA	NA	NA	\$32.67	NA	NA
	Zone 1	UDL64	\$27.33	\$33.90	\$26.44	NA	\$27.50	\$25.61	TBD	\$27.94	\$36.45
	Zone 2	UDL64	\$44.40	\$44.72	\$30.53	NA	\$47.25	\$33.94	TBD	\$45.81	\$45.87
	Zone 3	UDL64	\$80.45	\$50.85	\$46.53	NA	\$96.48	\$48.51	TBD	\$52.76	\$65.75
	Zone 4	UDL64	NA	NA	NA	NA	NA	\$64.02	NA	NA	NA
	NRC - Ordinarily Combined in GA (Note 5)										
	NRC - 1st	UDL64	NA	NA	\$348.55	NA	NA	NA	NA	NA	NA
	NRC - Add'l	UDL64	NA	NA	\$241.20	NA	NA	NA	NA	NA	NA
	NRC - Disconnect Dcharge - 1st	UDL64	NA	NA	NA	NA	NA	NA	NA	NA	NA
	NRC - Disconnect Charge - Add'l	UDL64	NA	NA	NA	NA	NA	NA	NA	NA	NA
	NRC - Electronic Svc Order, per LSR	SOMEC	NA	NA	\$3.50	NA	NA	NA	NA	NA	NA
	NRC - Incremental Charge - Manual Service Order - 1st	SOMAN	NA	NA	\$18.94	NA	NA	NA	NA	NA	NA
	NRC - Incremental Charge - Manual Service Order - Add'l	SOMAN	NA	NA	\$8.42	NA	NA	NA	NA	NA	NA
	NRC - Incremental Charge - Manual Service Order - Disconnect	SOMAN	NA	NA	NA	NA	NA	NA	NA	NA	NA
	NRC-All Existing Combination "Switch As Is" Conversion Charge (Note 6)										
	NRC-2/4-WIRE COMBINATION - "Switch As Is" Conversion Charge - 1st	UNCCC	\$54.03	\$32.75	\$58.43	\$54.09	\$54.23	\$54.09	\$54.00	\$54.26	\$54.13
	NRC-2/4-WIRE COMBINATION - "Switch As Is" Conversion Charge - Add'l	UNCCC	\$32.11	\$32.75	\$26.99	\$32.16	\$32.24	\$32.16	\$32.10	\$32.25	\$32.17
	NRC- 2/4-WIRE COMBINATION - "Switch As Is" Conversion Charge - Disconnect - 1st	UNCCC	\$0.00	\$16.77	\$12.61	\$0.00	\$0.00	\$0.00	\$0.00	\$0.00	\$0.00
	NRC- 2/4-WIRE COMBINATION - "Switch As Is" Conversion Charge - Disconnect - Add'l	UNCCC	\$0.00	\$16.77	\$12.61	\$0.00	\$0.00	\$0.00	\$0.00	\$0.00	\$0.00
	4-Wire DS1 Digital Loop										
	4-Wire DS1 Digital Loop per mile per month	1L5ND	\$0.00	\$0.00	\$0.00	\$0.00	\$0.00	\$0.00	\$0.00	\$0.00	\$0.00
	4-Wire DS1 Digital Loop per month	USLXX	NA	NA	NA	NA	NA	NA	\$62.78	NA	NA
	Zone 1	USLXX	\$51.74	\$64.69	\$52.40	\$50.28	\$56.32	\$50.99	TBD	\$53.00	NA
	Zone 2	USLXX	\$84.05	\$94.71	\$60.51	\$94.06	\$96.73	\$67.58	TBD	\$89.93	NA
	Zone 3	USLXX	\$152.29	\$208.93	\$96.18	\$162.34	\$197.57	\$96.58	TBD	\$104.30	NA
	Zone 4	USLXX	NA	NA	NA	NA	NA	\$127.47	NA	NA	NA
	NRC - Ordinarily Combined in GA (Note 5)										
	NRC - 1st	USLXX	NA	NA	\$429.98	NA	NA	NA	NA	NA	NA
	NRC - Add'l	USLXX	NA	NA	\$268.18	NA	NA	NA	NA	NA	NA
	NRC - Disconnect Charge - 1st	USLXX	NA	NA	NA	NA	NA	NA	NA	NA	NA

BELLSOUTH/Xspedius RATES
 NETWORK ELEMENTS
 AND OTHER SERVICES
 ENHANCED EXTENDED LINKS

	New EEL rates are the sum of the individual UNE network elements (interoffice transport and loop [channelization if applicable]).											
	NRC - Disconnect Charge - Add'l	USLXX	NA	NA	NA	NA	NA	NA	NA	NA	NA	NA
	NRC - Electronic Svc Order, per LSR	SOMEK	NA	NA	\$3.50	NA	NA	NA	NA	NA	NA	NA
	NRC - Incremental Charge - Manual Service Order - 1st	SOMAN	NA	NA	\$18.94	NA	NA	NA	NA	NA	NA	NA
	NRC - Incremental Charge - Manual Service Order - Add'l	SOMAN	NA	NA	\$8.42	NA	NA	NA	NA	NA	NA	NA
	NRC - Incremental Charge - Manual Service Order - Disconnect	SOMAN	NA	NA	NA	NA	NA	NA	NA	NA	NA	NA
	NRC-All Existing Combination "Switch As Is" Conversion Charge (Note 6)											
	NRC-DS1 COMBINATION - "Switch As Is" Conversion Charge - 1st	UNCCC	\$54.03	\$32.75	\$58.43	\$54.09	\$54.23	\$54.09	\$54.00	\$54.26	\$54.13	
	NRC-DS1 COMBINATION - "Switch As Is" Conversion Charge - Add'l	UNCCC	\$32.11	\$32.75	\$26.99	\$32.16	\$32.24	\$32.16	\$32.10	\$32.25	\$32.17	
	NRC- DS1 COMBINATION - "Switch As Is" Conversion Charge - Disconnect - 1st	UNCCC	\$0.00	\$16.77	\$12.61	\$0.00	\$0.00	\$0.00	\$0.00	\$0.00	\$0.00	
	NRC- DS1 COMBINATION - "Switch As Is" Conversion Charge - Disconnect - Add'l	UNCCC	\$0.00	\$16.77	\$12.61	\$0.00	\$0.00	\$0.00	\$0.00	\$0.00	\$0.00	
	DS3 Local Loop											
	per mile per month	1L5ND	\$10.85	\$11.77	\$8.90	\$43.69	\$38.98	\$54.39	\$32.53	\$15.53	\$30.53	
	facility termination per month	UE3PX	\$419.65	\$404.58	\$390.34	\$436.95	\$497.08	\$427.81	\$387.01	\$421.60	\$400.21	
	NRC - Ordinarily Combined in GA (Note 5)											
	NRC - Facility Termination - 1st	UE3PX	NA	NA	\$639.50	NA	NA	NA	NA	NA	NA	NA
	NRC - Facility Termination - Add'l	UE3PX	NA	NA	\$426.40	NA	NA	NA	NA	NA	NA	NA
	NRC - Facility Termination - Disconnect - 1st	UE3PX	NA	NA	\$122.31	NA	NA	NA	NA	NA	NA	NA
	NRC - Facility Termination - Disconnect - Add'l	UE3PX	NA	NA	\$119.14	NA	NA	NA	NA	NA	NA	NA
	NRC - Manual Svc Order, per LSR	SOMAN	NA	NA	NA	NA	NA	NA	NA	NA	NA	NA
	NRC - Manual Svc Order, per LSR disconnect	SOMAN	NA	NA	NA	NA	NA	NA	NA	NA	NA	NA
	NRC - Electronic Svc Order, per LSR	SOMEK	NA	NA	\$3.50	NA	NA	NA	NA	NA	NA	NA
	NRC - Electronic Svc Order, per LSR disconnect	SOMEK	NA	NA	NA	NA	NA	NA	NA	NA	NA	NA
	NRC - Incremental Charge--Manual Svc Order - 1st	SOMAN	NA	NA	\$37.55	NA	NA	NA	NA	NA	NA	NA
	NRC - Incremental Charge--Manual Svc Order - Add'l	SOMAN	NA	NA	\$37.55	NA	NA	NA	NA	NA	NA	NA
	NRC - Incremental Cost - Manual Svc. Order vs. Elect-Disconnect-1st	SOMAN	NA	NA	\$18.03	NA	NA	NA	NA	NA	NA	NA
	NRC - Incremental Cost - Manual Svc. Order vs. Elect-Disconnect-Add'l	SOMAN	NA	NA	\$18.03	NA	NA	NA	NA	NA	NA	NA
	NRC-All Existing Combination "Switch As Is" Conversion Charge (Note 6)											
	NRC-DS3 COMBINATION - "Switch As Is" Conversion Charge - 1st	UNCCC	\$54.03	\$32.75	\$58.43	\$54.09	\$54.23	\$54.09	\$54.00	\$54.26	\$54.13	
	NRC-DS3 COMBINATION - "Switch As Is" Conversion Charge - Add'l	UNCCC	\$32.11	\$32.75	\$26.99	\$32.16	\$32.24	\$32.16	\$32.10	\$32.25	\$32.17	
	NRC- DS3 COMBINATION - "Switch As Is" Conversion Charge - Disconnect - 1st	UNCCC	\$0.00	\$16.77	\$12.61	\$0.00	\$0.00	\$0.00	\$0.00	\$0.00	\$0.00	
	NRC- DS3 COMBINATION - "Switch As Is" Conversion Charge - Disconnect - Add'l	UNCCC	\$0.00	\$16.77	\$12.61	\$0.00	\$0.00	\$0.00	\$0.00	\$0.00	\$0.00	
	STS-1 Local Loop											
	per mile per month	1L5ND	\$10.85	\$11.77	\$8.90	\$43.69	\$38.98	\$54.39	\$32.53	\$15.53	\$30.53	
	facility termination per month	UDLS1	\$419.65	\$446.09	\$421.59	\$436.95	\$497.08	\$427.81	\$387.01	\$431.32	\$400.21	
	NRC - Ordinarily Combined in GA (Note 5)											
	NRC - STS-1 - Facility Termination - 1st	UDLS1	NA	NA	\$639.50	NA	NA	NA	NA	NA	NA	NA
	NRC - STS-1 - Facility Termination - Add'l	UDLS1	NA	NA	\$426.40	NA	NA	NA	NA	NA	NA	NA
	NRC - STS-1 - Facility Termination - Disconnect - 1st	UDLS1	NA	NA	\$122.31	NA	NA	NA	NA	NA	NA	NA
	NRC - STS-1 - Facility Termination - Disconnect - Add'l	UDLS1	NA	NA	\$119.14	NA	NA	NA	NA	NA	NA	NA
	NRC - Manual Svc Order, per LSR	SOMAN	NA	NA	NA	NA	NA	NA	NA	NA	NA	NA
	NRC - Manual Svc Order, per LSR disconnect	SOMAN	NA	NA	NA	NA	NA	NA	NA	NA	NA	NA
	NRC - Electronic Svc Order, per LSR	SOMEK	NA	NA	\$3.50	NA	NA	NA	NA	NA	NA	NA
	NRC - Electronic Svc Order, per LSR disconnect	SOMEK	NA	NA	NA	NA	NA	NA	NA	NA	NA	NA
	NRC - STS-1 - Incremental Charge--Manual Svc Order - 1st	SOMAN	NA	NA	\$37.55	NA	NA	NA	NA	NA	NA	NA
	NRC - STS-1 - Incremental Charge--Manual Svc Order - Add'l	SOMAN	NA	NA	\$37.55	NA	NA	NA	NA	NA	NA	NA
	NRC - STS-1 - Incremental Cost - Manual Svc. Order vs. Elect-Disconnect-1st	SOMAN	NA	NA	\$18.03	NA	NA	NA	NA	NA	NA	NA
	NRC - STS-1 - Incremental Cost - Manual Svc. Order vs. Elect-Disconnect-Add'l	SOMAN	NA	NA	\$18.03	NA	NA	NA	NA	NA	NA	NA
	NRC-All Existing Combination "Switch As Is" Conversion Charge (Note 6)											
	NRC-STS-1 COMBINATION - "Switch As Is" Conversion Charge - 1st	UNCCC	\$54.03	\$32.75	\$58.43	\$54.09	\$54.23	\$54.09	\$54.00	\$54.26	\$54.13	
	NRC-STS-1 COMBINATION - "Switch As Is" Conversion Charge - Add'l	UNCCC	\$32.11	\$32.75	\$26.99	\$32.16	\$32.24	\$32.16	\$32.10	\$32.25	\$32.17	
	NRC- STS-1 COMBINATION - "Switch As Is" Conversion Charge - Disconnect - 1st	UNCCC	\$0.00	\$16.77	\$12.61	\$0.00	\$0.00	\$0.00	\$0.00	\$0.00	\$0.00	
	NRC- STS-1 COMBINATION - "Switch As Is" Conversion Charge - Disconnect - Add'l	UNCCC	\$0.00	\$16.77	\$12.61	\$0.00	\$0.00	\$0.00	\$0.00	\$0.00	\$0.00	

BELLSOUTH/Xspedius RATES
 NETWORK ELEMENTS
 AND OTHER SERVICES
 ENHANCED EXTENDED LINKS

	New EEL rates are the sum of the individual UNE network elements (interoffice transport and loop [channelization if applicable]).										
	OC-3 Local Loop										
	per mile per month	1L5ND	\$7.09	\$8.93	\$6.75	\$33.15	\$29.58	\$41.27	\$24.69	\$11.78	\$23.16
	facility termination per month		\$1,123	\$648.60	\$630.21	\$436.95	\$753.65	\$689.68	\$611.36	\$701.71	\$620.20
	NRC - Ordinarily Combined in GA (Note 5)										
	NRC - OC3 - Facility Termination - 1st		NA	NA	\$947.69	NA	NA	NA	NA	NA	NA
	NRC - OC3 - Facility Termination - Add'l		NA	NA	\$413.00	NA	NA	NA	NA	NA	NA
	NRC - OC3 - Facility Termination - Disconnect - 1st		NA	NA	\$122.31	NA	NA	NA	NA	NA	NA
	NRC - OC3 - Facility Termination - Disconnect - Add'l		NA	NA	\$119.14	NA	NA	NA	NA	NA	NA
	NRC - Electronic Svc Order, per LSR	SOMECS	NA	NA	\$3.50	NA	NA	NA	NA	NA	NA
	NRC - OC3 - Incremental Charge--Manual Svc Order - 1st	SOMAN	NA	NA	\$37.55	NA	NA	NA	NA	NA	NA
	NRC - OC3 - Incremental Charge--Manual Svc Order - Add'l	SOMAN	NA	NA	\$37.55	NA	NA	NA	NA	NA	NA
	NRC - OC3 -Incremental Cost - Manual Svc. Order vs. Elect-Disconnect-1st	SOMAN	NA	NA	\$18.03	NA	NA	NA	NA	NA	NA
	NRC - OC3 -Incremental Cost - Manual Svc. Order vs. Elect-Disconnect-Add'l	SOMAN	NA	NA	\$18.03	NA	NA	NA	NA	NA	NA
	NRC-All Existing Combination "Switch As Is" Conversion Charge (Note 6)										
	NRC-OC-3 COMBINATION - "Switch As Is" Conversion Charge - 1st	UNCCC	\$54.03	\$32.75	\$58.43	\$54.09	\$54.23	\$54.09	\$54.00	\$54.26	\$54.13
	NRC-OC-3 COMBINATION - "Switch As Is" Conversion Charge - Add'l	UNCCC	\$32.11	\$32.75	\$26.99	\$32.16	\$32.24	\$32.16	\$32.10	\$32.25	\$32.17
	NRC- OC-3 COMBINATION - "Switch As Is" Conversion Charge - Disconnect - 1st	UNCCC	\$0.00	\$16.77	\$12.61	\$0.00	\$0.00	\$0.00	\$0.00	\$0.00	\$0.00
	NRC- OC-3 COMBINATION - "Switch As Is" Conversion Charge - Disconnect - Add'l	UNCCC	\$0.00	\$16.77	\$12.61	\$0.00	\$0.00	\$0.00	\$0.00	\$0.00	\$0.00
	OC-12 Local Loop										
	per mile per month	1L5ND	\$10.13	\$11.18	\$8.31	\$40.80	\$36.40	\$50.79	\$30.38	\$14.50	\$28.51
	facility termination per month		\$5,630	\$2,068	\$2,109.00	\$2,457	\$2,571	\$2,371	\$2,122	\$2,663	\$2,079
	NRC - Ordinarily Combined in GA (Note 5)										
	NRC - OC12 - Facility Termination - 1st		NA	NA	\$1,162.00	NA	NA	NA	NA	NA	NA
	NRC - OC12 - Facility Termination - Add'l		NA	NA	\$413.00	NA	NA	NA	NA	NA	NA
	NRC - OC12 - Facility Termination - Disconnect - 1st		NA	NA	\$122.31	NA	NA	NA	NA	NA	NA
	NRC - OC12 - Facility Termination - Disconnect - Add'l		NA	NA	\$119.14	NA	NA	NA	NA	NA	NA
	NRC - Electronic Svc Order, per LSR	SOMECS	NA	NA	\$3.50	NA	NA	NA	NA	NA	NA
	NRC -OC12 - Incremental Charge - Manual Svc Order - 1st	SOMAN	NA	NA	\$37.55	NA	NA	NA	NA	NA	NA
	NRC - OC12 - Incremental Charge - Manual Svc Order - Add'l	SOMAN	NA	NA	\$37.55	NA	NA	NA	NA	NA	NA
	NRC - OC12 - Incremental Cost-Manual Svc. Order vs. Elect-Disconnect-1st	SOMAN	NA	NA	\$18.03	NA	NA	NA	NA	NA	NA
	NRC - OC12 - Incremental Cost-Manual Svc. Order vs. Elect-Disconnect-Add'l	SOMAN	NA	NA	\$18.03	NA	NA	NA	NA	NA	NA
	NRC-All Existing Combination "Switch As Is" Conversion Charge (Note 6)										
	NRC-OC-12 COMBINATION - "Switch As Is" Conversion Charge - 1st	UNCCC	\$54.03	\$32.75	\$58.43	\$54.09	\$54.23	\$54.09	\$54.00	\$54.26	\$54.13
	NRC-OC-12 COMBINATION - "Switch As Is" Conversion Charge - Add'l	UNCCC	\$32.11	\$32.75	\$26.99	\$32.16	\$32.24	\$32.16	\$32.10	\$32.25	\$32.17
	NRC- OC-12 COMBINATION - "Switch As Is" Conversion Charge - Disconnect - 1st	UNCCC	\$0.00	\$16.77	\$12.61	\$0.00	\$0.00	\$0.00	\$0.00	\$0.00	\$0.00
	NRC- OC-12 COMBINATION - "Switch As Is" Conversion Charge - Disconnect - Add'l	UNCCC	\$0.00	\$16.77	\$12.61	\$0.00	\$0.00	\$0.00	\$0.00	\$0.00	\$0.00
	OC-48 Local Loop										
	per mile per month	1L5ND	\$33.22	\$36.67	\$27.25	\$166.59	\$119.40	\$166.59	\$120.02	\$47.57	\$93.50
	facility termination per month		\$1,947	\$1,699	\$1,598.00	\$2,129	\$2,268	\$1,753	\$1,677	\$1,733	\$1,832
	OC-12 Interface on OC-48 Loop per month		\$699.62	\$592.09	\$594.80	\$725.77	\$723.29	\$667.00	\$582.66	\$773.40	\$570.54
	NRC - Ordinarily Combined in GA (Note 5)										
	NRC - OC48 - Facility Termination - 1st		NA	NA	\$1,162.00	NA	NA	NA	NA	NA	NA
	NRC - OC48 - Facility Termination - Add'l		NA	NA	\$413.00	NA	NA	NA	NA	NA	NA
	NRC - OC48 - Interface OC12 on OC48 - 1st		NA	NA	\$539.36	NA	NA	NA	NA	NA	NA
	NRC - OC48 - Interface OC12 on OC48 - Add'l		NA	NA	\$317.38	NA	NA	NA	NA	NA	NA
	NRC - OC48 - Facility Termination - Disconnect - 1st		NA	NA	\$122.31	NA	NA	NA	NA	NA	NA
	NRC - OC48 - Facility Termination - Disconnect - Add'l		NA	NA	\$119.14	NA	NA	NA	NA	NA	NA
	NRC - OC48 - Interface OC12 on OC48 - Disconnect - 1st		NA	NA	\$122.31	NA	NA	NA	NA	NA	NA
	NRC - OC48 - Interface OC12 on OC48 - Disconnect - Add'l		NA	NA	\$119.14	NA	NA	NA	NA	NA	NA
	NRC - Electronic Svc Order, per LSR	SOMECS	NA	NA	\$3.50	NA	NA	NA	NA	NA	NA
	NRC - OC48 - Facility Termination-Manual Svc Order vs Electronic-Disconnect-	SOMAN	NA	NA	\$37.55	NA	NA	NA	NA	NA	NA
	NRC - OC48 - Facility Termination-Manual Svc Order vs Electronic-Disconnect-	SOMAN	NA	NA	\$37.55	NA	NA	NA	NA	NA	NA
	NRC - OC48 - Interface - Manual Svc Order vs Electronic-Disconnect-1st	SOMAN	NA	NA	\$37.55	NA	NA	NA	NA	NA	NA

BELLSOUTH/Xpedius RATES
 NETWORK ELEMENTS
 AND OTHER SERVICES
 ENHANCED EXTENDED LINKS

New EEL rates are the sum of the individual UNE network elements (interoffice transport and loop [channelization if applicable]).											
	NRC - OC48 - Interface - Manual Svc Order vs Electronic-Disconnect-Add'l	SOMAN	NA	NA	\$37.55	NA	NA	NA	NA	NA	NA
	NRC - OC-48 - Incremental Charge--Manual Svc Order-1st	SOMAN	NA	NA	\$18.03	NA	NA	NA	NA	NA	NA
	NRC - OC-48 - Incremental Charge--Manual Svc Order-Add'l	SOMAN	NA	NA	\$18.03	NA	NA	NA	NA	NA	NA
	NRC - OC48 - Interface OC12 on OC48 - Incremental Charge--Manual Svc Ord	SOMAN	NA	NA	\$18.03	NA	NA	NA	NA	NA	NA
	NRC - OC48 - Interface OC12 on OC48 - Incremental Charge--Manual Svc Ord	SOMAN	NA	NA	\$18.03	NA	NA	NA	NA	NA	NA
	NRC-All Existing Combination "Switch As Is" Conversion Charge (Note 6)										
	NRC-OC-48 COMBINATION - "Switch As Is" Conversion Charge - 1st	UNCCC	\$54.03	\$32.75	\$58.43	\$54.09	\$54.23	\$54.09	\$54.00	\$54.26	\$54.13
	NRC-OC-48 COMBINATION - "Switch As Is" Conversion Charge - Add'l	UNCCC	\$32.11	\$32.75	\$26.99	\$32.16	\$32.24	\$32.16	\$32.10	\$32.25	\$32.17
	NRC - OC-48 COMBINATION - "Switch As Is" Conversion Charge - Disconnect - 1st	UNCCC	\$0.00	\$16.77	\$12.61	\$0.00	\$0.00	\$0.00	\$0.00	\$0.00	\$0.00
	NRC - OC-48 COMBINATION - "Switch As Is" Conversion Charge - Disconnect - Add'l	UNCCC	\$0.00	\$16.77	\$12.61	\$0.00	\$0.00	\$0.00	\$0.00	\$0.00	\$0.00
	Local Channels:										
	Local Channel - Dedicated - 2-Wire VG										
	Monthly Recurring per month	ULDV2	\$14.61	\$29.33	\$13.91	\$22.26	\$14.94	\$17.83	\$14.83	\$16.83	\$19.02
	Monthly Recurring per mile per month	1L5NC	\$0.00	\$0.00	\$0.00	\$0.00	\$0.00	\$0.00	\$0.00	\$0.00	\$0.00
	NRC - Ordinarily Combined in GA (Note 5)										
	NRC - 2-wire VG Local Channel - 1st	ULDV2	NA	NA	\$245.43	NA	NA	NA	NA	NA	NA
	NRC - 2-wire VG Local Channel -Add'l	ULDV2	NA	NA	\$33.90	NA	NA	NA	NA	NA	NA
	NRC - Electronic Svc Order, per LSR	SOMEK	NA	NA	\$3.50	NA	NA	NA	NA	NA	NA
	NRC - 2-Wire VG - Incremental Charge--Manual Svc Order - 1st	SOMAN	NA	NA	\$33.63	NA	NA	NA	NA	NA	NA
	NRC - 2-Wire VG - Incremental Charge--Manual Svc Order - Add'l	SOMAN	NA	NA	\$27.49	NA	NA	NA	NA	NA	NA
	NRC - 2-Wire VG - Incremental Charge--Manual Svc Order - Disconnect - 1st	SOMAN	NA	NA	\$22.24	NA	NA	NA	NA	NA	NA
	NRC - 2-Wire VG - Incremental Charge--Manual Svc Order - Disconnect - Add'l	SOMAN	NA	NA	\$8.08	NA	NA	NA	NA	NA	NA
	NRC-All Existing Combination "Switch As Is" Conversion Charge (Note 6)										
	NRC-2/4-WIRE COMBINATION - "Switch As Is" Conversion Charge - 1st	UNCCC	\$54.03	\$32.75	\$58.43	\$54.09	\$54.23	\$54.09	\$54.00	\$54.26	\$54.13
	NRC-2/4-WIRE COMBINATION - "Switch As Is" Conversion Charge - Add'l	UNCCC	\$32.11	\$32.75	\$26.99	\$32.16	\$32.24	\$32.16	\$32.10	\$32.25	\$32.17
	NRC- 2/4-WIRE COMBINATION - "Switch As Is" Conversion Charge - Disconnect - 1st	UNCCC	\$0.00	\$16.77	\$12.61	\$0.00	\$0.00	\$0.00	\$0.00	\$0.00	\$0.00
	NRC- 2/4-WIRE COMBINATION - "Switch As Is" Conversion Charge - Disconnect - Add'l	UNCCC	\$0.00	\$16.77	\$12.61	\$0.00	\$0.00	\$0.00	\$0.00	\$0.00	\$0.00
	Local Channel - Dedicated - 2-Wire VG - Rev Bat.										
	Monthly Recurring per month	ULDR2	\$14.61	\$26.31	\$13.91	\$22.26	\$14.94	\$17.83	\$14.82	\$16.83	\$19.02
	Monthly Recurring per mile per month	1L5NC	\$0.00	\$0.00	\$0.00	\$0.00	\$0.00	\$0.00	\$0.00	\$0.00	\$0.00
	NRC - Ordinarily Combined in GA (Note 5)										
	NRC - 2-wire VG Local Channel - 1st	ULDR2	NA	NA	\$245.43	NA	NA	NA	NA	NA	NA
	NRC - 2-wire VG Local Channel -Add'l	ULDR2	NA	NA	\$33.90	NA	NA	NA	NA	NA	NA
	NRC - Electronic Svc Order, per LSR	SOMEK	NA	NA	\$3.50	NA	NA	NA	NA	NA	NA
	NRC - 2-Wire VG - Incremental Charge--Manual Svc Order - 1st	SOMAN	NA	NA	\$33.63	NA	NA	NA	NA	NA	NA
	NRC - 2-Wire VG - Incremental Charge--Manual Svc Order - Add'l	SOMAN	NA	NA	\$27.49	NA	NA	NA	NA	NA	NA
	NRC - 2-Wire VG - Incremental Charge--Manual Svc Order - Disconnect - 1st	SOMAN	NA	NA	\$22.24	NA	NA	NA	NA	NA	NA
	NRC - 2-Wire VG - Incremental Charge--Manual Svc Order - Disconnect - Add'l	SOMAN	NA	NA	\$8.08	NA	NA	NA	NA	NA	NA
	NRC-All Existing Combination "Switch As Is" Conversion Charge (Note 6)										
	NRC-2/4-WIRE COMBINATION - "Switch As Is" Conversion Charge - 1st	UNCCC	\$54.03	\$32.75	\$58.43	\$54.09	\$54.23	\$54.09	\$54.00	\$54.26	\$54.13
	NRC-2/4-WIRE COMBINATION - "Switch As Is" Conversion Charge - Add'l	UNCCC	\$32.11	\$32.75	\$26.99	\$32.16	\$32.24	\$32.16	\$32.10	\$32.25	\$32.17
	NRC- 2/4-WIRE COMBINATION - "Switch As Is" Conversion Charge - Disconnect - 1st	UNCCC	\$0.00	\$16.77	\$12.61	\$0.00	\$0.00	\$0.00	\$0.00	\$0.00	\$0.00
	NRC- 2/4-WIRE COMBINATION - "Switch As Is" Conversion Charge - Disconnect - Add'l	UNCCC	\$0.00	\$16.77	\$12.61	\$0.00	\$0.00	\$0.00	\$0.00	\$0.00	\$0.00
	Local Channel - Dedicated - 4-Wire VG										
	Monthly Recurring per month	ULDV4	\$15.77	\$30.50	\$14.99	\$23.38	\$16.21	\$19.03	\$15.87	\$18.05	\$20.14
	Monthly Recurring per mile per month	1L5NC	\$0.00	\$0.00	\$0.00	\$0.00	\$0.00	\$0.00	\$0.00	\$0.00	\$0.00
	NRC - Ordinarily Combined in GA (Note 5)										
	NRC-4-wire VG Local Channel - 1st	ULDV4	NA	NA	\$245.43	NA	NA	NA	NA	NA	NA
	NRC-4-wire VG Local Channel - Add'l	ULDV4	NA	NA	\$33.90	NA	NA	NA	NA	NA	NA
	NRC - Electronic Svc Order, per LSR	SOMEK	NA	NA	\$3.50	NA	NA	NA	NA	NA	NA
	NRC - 4-Wire VG Local Channel - Incremental Charge--Manual Svc Order - 1st	SOMAN	NA	NA	\$33.63	NA	NA	NA	NA	NA	NA
	NRC - 4-Wire VG Local Channel - Incremental Charge--Manual Svc Order - Add'l	SOMAN	NA	NA	\$27.49	NA	NA	NA	NA	NA	NA

BELLSOUTH/Xpedius RATES
NETWORK ELEMENTS
AND OTHER SERVICES
ENHANCED EXTENDED LINKS

	New EEL rates are the sum of the individual UNE network elements (interoffice transport and loop [channelization if applicable]).											
	NRC - 4-Wire VG Local Channel - Incremental Charge--Manual Svc Order - Disconnect	SOMAN	NA	NA	\$22.24	NA	NA	NA	NA	NA	NA	NA
	NRC - 4-Wire VG Local Channel - Incremental Charge--Manual Svc Order - Disconnect	SOMAN	NA	NA	\$8.08	NA	NA	NA	NA	NA	NA	NA
	NRC-All Existing Combination "Switch As Is" Conversion Charge (Note 6)											
	NRC-2/4-WIRE COMBINATION - "Switch As Is" Conversion Charge - 1st	UNCCC	\$54.03	\$32.75	\$58.43	\$54.09	\$54.23	\$54.09	\$54.00	\$54.26	\$54.13	
	NRC-2/4-WIRE COMBINATION - "Switch As Is" Conversion Charge - Add'l	UNCCC	\$32.11	\$32.75	\$26.99	\$32.16	\$32.24	\$32.16	\$32.10	\$32.25	\$32.17	
	NRC - 2/4-WIRE COMBINATION - "Switch As Is" Conversion Charge - Disconnect - 1st	UNCCC	\$0.00	\$16.77	\$12.61	\$0.00	\$0.00	\$0.00	\$0.00	\$0.00	\$0.00	
	NRC - 2/4-WIRE COMBINATION - "Switch As Is" Conversion Charge - Disconnect - Add'l	UNCCC	\$0.00	\$16.77	\$12.61	\$0.00	\$0.00	\$0.00	\$0.00	\$0.00	\$0.00	
	Local Channel - Dedicated - DS1											
	DS1 Monthly Recurring per month	ULDF1	\$35.52	\$43.53	\$38.36	\$43.80	\$43.80	\$38.91	\$35.68	\$37.20	\$40.27	
	Monthly Recurring per mile per month	1L5NC	\$0.00	\$0.00	\$0.00	\$0.00	\$0.00	\$0.00	\$0.00	\$0.00	\$0.00	
	NRC - Ordinarily Combined in GA (Note 5)											
	NRC - DS1 Local Channel - 1st	ULDF1	NA	NA	\$166.88	NA	NA	NA	NA	NA	NA	
	NRC - DS1 Local Channel - Add'l	ULDF1	NA	NA	\$84.14	NA	NA	NA	NA	NA	NA	
	NRC - Electronic Svc Order, per LSR	SOMECS	NA	NA	\$3.50	NA	NA	NA	NA	NA	NA	
	NRC - DS1 Local Channel - Incremental Charge--Manual Svc Order - 1st	SOMAN	NA	NA	\$65.60	NA	NA	NA	NA	NA	NA	
	NRC - DS1 Local Channel - Incremental Charge--Manual Svc Order - Add'l	SOMAN	NA	NA	\$33.53	NA	NA	NA	NA	NA	NA	
	NRC - DS1 Local Channel - Incremental Charge--Manual Svc Order - Disconnect - 1st	SOMAN	NA	NA	\$35.76	NA	NA	NA	NA	NA	NA	
	NRC - DS1 Local Channel - Incremental Charge--Manual Svc Order - Disconnect - Add'l	SOMAN	NA	NA	\$14.05	NA	NA	NA	NA	NA	NA	
	NRC-All Existing Combination "Switch As Is" Conversion Charge (Note 6)											
	NRC-DS1 COMBINATION - "Switch As Is" Conversion Charge - 1st	UNCCC	\$54.03	\$32.75	\$58.43	\$54.09	\$54.23	\$54.09	\$54.00	\$54.26	\$54.13	
	NRC-DS1 COMBINATION - "Switch As Is" Conversion Charge - Add'l	UNCCC	\$32.11	\$32.75	\$26.99	\$32.16	\$32.24	\$32.16	\$32.10	\$32.25	\$32.17	
	NRC - DS1 COMBINATION - "Switch As Is" Conversion Charge - Disconnect - 1st	UNCCC	\$0.00	\$16.77	\$12.61	\$0.00	\$0.00	\$0.00	\$0.00	\$0.00	\$0.00	
	NRC - DS1 COMBINATION - "Switch As Is" Conversion Charge - Disconnect - Add'l	UNCCC	\$0.00	\$16.77	\$12.61	\$0.00	\$0.00	\$0.00	\$0.00	\$0.00	\$0.00	
	Local Channel - Dedicated - DS3											
	DS3 Local Channel - per mile per month	1L5NC	\$8.44	\$9.32	\$6.92	\$34.00	\$30.34	NA	NA	\$12.08	\$23.76	
	DS3 Local Channel - Facility Termination per month	ULDF3	\$535.92	\$556.27	\$515.91	\$635.09	\$669.01	\$533.33	\$498.87	\$493.31	\$607.28	
	NRC - Ordinarily Combined in GA (Note 5)											
	NRC - DS3 Local Channel Facility Termination - 1st	ULDF3	NA	NA	\$639.50	NA	NA	NA	NA	NA	NA	
	NRC - DS3 Local Channel - Facility Termination - Add'l	ULDF3	NA	NA	\$426.40	NA	NA	NA	NA	NA	NA	
	NRC - Electronic Svc Order, per LSR	SOMECS	NA	NA	\$3.50	NA	NA	NA	NA	NA	NA	
	NRC - DS3 Local Channel - Incremental Charge--Manual Svc Order - 1st	SOMAN	NA	NA	\$37.55	NA	NA	NA	NA	NA	NA	
	NRC - DS3 Local Channel - Incremental Charge--Manual Svc Order - Add'l	SOMAN	NA	NA	\$37.55	NA	NA	NA	NA	NA	NA	
	NRC - DS3 Local Channel - Incremental Charge--Manual Svc Order - Disconnect - 1st	SOMAN	NA	NA	\$18.03	NA	NA	NA	NA	NA	NA	
	NRC - DS3 Local Channel - Incremental Charge--Manual Svc Order - Disconnect - Add'l	SOMAN	NA	NA	\$18.03	NA	NA	NA	NA	NA	NA	
	NRC-All Existing Combination "Switch As Is" Conversion Charge (Note 6)											
	NRC-DS3 COMBINATION - "Switch As Is" Conversion Charge - 1st	UNCCC	\$54.03	\$32.75	\$71.04	\$54.09	\$54.23	\$54.09	\$54.00	\$54.26	\$54.13	
	NRC-DS3 COMBINATION - "Switch As Is" Conversion Charge - Add'l	UNCCC	\$32.11	\$32.75	\$39.60	\$32.16	\$32.24	\$32.16	\$32.10	\$32.25	\$32.17	
	NRC - DS3 COMBINATION - "Switch As Is" Conversion Charge - Disconnect - 1st	UNCCC	\$0.00	\$16.77	\$0.00	\$0.00	\$0.00	\$0.00	\$0.00	\$0.00	\$0.00	
	NRC - DS3 COMBINATION - "Switch As Is" Conversion Charge - Disconnect - Add'l	UNCCC	\$0.00	\$16.77	\$0.00	\$0.00	\$0.00	\$0.00	\$0.00	\$0.00	\$0.00	
	Local Channel - Dedicated - STS-1											
	STS-1 Local Channel - per mile per month	1L5NC	\$8.44	\$9.32	\$6.92	\$34.00	\$8.77	\$38.98	NA	\$12.08	\$25.11	
	STS-1 Local Channel - Facility Termination per month	ULDFS	\$525.40	\$569.67	\$517.56	\$635.09	\$558.00	\$531.39	\$512.00	\$481.14	\$615.65	
	NRC - Ordinarily Combined in GA (Note 5)											
	NRC - STS-1 Local Channel Facility Termination - 1st	ULDFS	NA	NA	\$761.81	NA	NA	NA	NA	NA	NA	
	NRC - STS-1 Local Channel - Facility Termination - Add'l	ULDFS	NA	NA	\$545.54	NA	NA	NA	NA	NA	NA	
	NRC - Electronic Svc Order, per LSR	SOMECS	NA	NA	\$3.50	NA	NA	NA	NA	NA	NA	
	NRC - STS-1 Local Channel - Incremental Charge--Manual Svc Order - 1st	SOMAN	NA	NA	\$37.55	NA	NA	NA	NA	NA	NA	
	NRC - STS-1 Local Channel - Incremental Charge--Manual Svc Order - Add'l	SOMAN	NA	NA	\$37.55	NA	NA	NA	NA	NA	NA	
	NRC - STS-1 Local Channel - Incremental Charge--Manual Svc Order - Disconnect - 1st	SOMAN	NA	NA	\$18.03	NA	NA	NA	NA	NA	NA	
	NRC - STS-1 Local Channel - Incremental Charge--Manual Svc Order - Disconnect - Add'l	SOMAN	NA	NA	\$18.03	NA	NA	NA	NA	NA	NA	
	NRC-All Existing Combination "Switch As Is" Conversion Charge (Note 6)											
	NRC-STS-1 COMBINATION - "Switch As Is" Conversion Charge - 1st	UNCCC	\$54.03	\$32.75	\$58.43	\$54.09	\$54.23	\$54.09	\$54.00	\$54.26	\$54.13	

BELLSOUTH/Xspedius RATES
NETWORK ELEMENTS
AND OTHER SERVICES
ENHANCED EXTENDED LINKS

	New EEL rates are the sum of the individual UNE network elements (interoffice transport and loop [channelization if applicable]).										
	NRC-STS-1 COMBINATION - "Switch As Is" Conversion Charge - Add'l	UNCCC	\$32.11	\$32.75	\$26.99	\$32.16	\$32.24	\$32.16	\$32.10	\$32.25	\$32.17
	NRC- STS-1 COMBINATION - "Switch As Is" Conversion Charge - Disconnect - 1st	UNCCC	\$0.00	\$16.77	\$12.61	\$0.00	\$0.00	\$0.00	\$0.00	\$0.00	\$0.00
	NRC- STS-1 COMBINATION - "Switch As Is" Conversion Charge - Disconnect - Add'l	UNCCC	\$0.00	\$16.77	\$12.61	\$0.00	\$0.00	\$0.00	\$0.00	\$0.00	\$0.00
	Local Channel - OC3										
	Local Channel - OC3 - per Mile	1L5NC	\$8.23	\$7.83	\$6.75	\$33.15	\$29.58	\$41.27	\$24.69	\$11.78	\$23.16
	Local Channel - OC3 - per Facility Termination	TBA	\$691.33	\$940.35	\$630.21	\$713.29	\$753.65	\$689.68	\$611.36	\$701.71	\$620.20
	NRC - Ordinarily Combined in GA (Note 5)										
	NRC - OC3 - Facility Termination - 1st	TBA	NA	NA	\$947.69	NA	NA	NA	NA	NA	NA
	NRC - OC3 - Facility Termination - Add'l	TBA	NA	NA	\$413.00	NA	NA	NA	NA	NA	NA
	NRC - OC3 - Facility Termination - Disconnect - 1st	TBA	NA	NA	\$122.31	NA	NA	NA	NA	NA	NA
	NRC - OC3 - Facility Termination - Disconnect - Add'l	TBA	NA	NA	\$119.14	NA	NA	NA	NA	NA	NA
	NRC - Electronic Svc Order, per LSR	SOMECS	NA	NA	\$3.50	NA	NA	NA	NA	NA	NA
	NRC - OC3 - Incremental Charge--Manual Svc Order - 1st	SOMAN	NA	NA	\$37.55	NA	NA	NA	NA	NA	NA
	NRC - OC3 - Incremental Charge--Manual Svc Order - Add'l	SOMAN	NA	NA	\$37.55	NA	NA	NA	NA	NA	NA
	NRC - OC3 -Incremental Cost - Manual Svc. Order vs. Elect-Disconnect-1st	SOMAN	NA	NA	\$18.03	NA	NA	NA	NA	NA	NA
	NRC - OC3 -Incremental Cost - Manual Svc. Order vs. Elect-Disconnect-Add'l	SOMAN	NA	NA	\$18.03	NA	NA	NA	NA	NA	NA
	NRC-All Existing Combination "Switch As Is" Conversion Charge (Note 6)										
	NRC-OC-3 COMBINATION - "Switch As Is" Conversion Charge - 1st	UNCCC	\$54.03	\$32.75	\$58.43	\$54.09	\$54.23	\$54.09	\$54.00	\$54.26	\$54.13
	NRC-OC-3 COMBINATION - "Switch As Is" Conversion Charge - Add'l	UNCCC	\$32.11	\$32.75	\$26.99	\$32.16	\$32.24	\$32.16	\$32.10	\$32.25	\$32.17
	NRC- OC-3 COMBINATION - "Switch As Is" Conversion Charge - Disconnect - 1st	UNCCC	\$0.00	\$16.77	\$12.61	\$0.00	\$0.00	\$0.00	\$0.00	\$0.00	\$0.00
	NRC- OC-3 COMBINATION - "Switch As Is" Conversion Charge - Disconnect - Add'l	UNCCC	\$0.00	\$16.77	\$12.61	\$0.00	\$0.00	\$0.00	\$0.00	\$0.00	\$0.00
	Local Channel - OC12	USOC	AL	FL	GA	KY	LA	MS	NC	SC	TN
	Local Channel - OC12 - per Mile	1L5NC	\$10.13	\$11.18	\$8.31	\$40.80	\$36.40	\$50.79	\$30.38	\$14.50	\$28.51
	Local Channel - OC12 - per Facility Termination	TBA	\$2,557	\$2,753	\$2,109.00	\$2,457	\$2,571	\$2,371	\$2,122	\$2,663	\$2,079
	NRC - Ordinarily Combined in GA (Note 5)										
	NRC - OC12 - Facility Termination - 1st	TBA	NA	NA	\$1,162.00	NA	NA	NA	NA	NA	NA
	NRC - OC12 - Facility Termination - Add'l	TBA	NA	NA	\$413.00	NA	NA	NA	NA	NA	NA
	NRC - OC12 - Facility Termination - Disconnect - 1st	TBA	NA	NA	\$122.31	NA	NA	NA	NA	NA	NA
	NRC - OC12 - Facility Termination - Disconnect - Add'l	TBA	NA	NA	\$119.14	NA	NA	NA	NA	NA	NA
	NRC - Electronic Svc Order, per LSR	SOMECS	NA	NA	\$3.50	NA	NA	NA	NA	NA	NA
	NRC -OC12 - Incremental Charge - Manual Svc Order - 1st	SOMAN	NA	NA	\$37.55	NA	NA	NA	NA	NA	NA
	NRC - OC12 - Incremental Charge - Manual Svc Order - Add'l	SOMAN	NA	NA	\$37.55	NA	NA	NA	NA	NA	NA
	NRC - OC12 - Incremental Cost-Manual Svc. Order vs. Elect-Disconnect-1st	SOMAN	NA	NA	\$18.03	NA	NA	NA	NA	NA	NA
	NRC - OC12 - Incremental Cost-Manual Svc. Order vs. Elect-Disconnect-Add'l	SOMAN	NA	NA	\$18.03	NA	NA	NA	NA	NA	NA
	NRC-All Existing Combination "Switch As Is" Conversion Charge (Note 6)										
	NRC-OC-12 COMBINATION - "Switch As Is" Conversion Charge - 1st	UNCCC	\$54.03	\$32.75	\$58.43	\$54.09	\$54.23	\$54.09	\$54.00	\$54.26	\$54.13
	NRC-OC-12 COMBINATION - "Switch As Is" Conversion Charge - Add'l	UNCCC	\$32.11	\$32.75	\$26.99	\$32.16	\$32.24	\$32.16	\$32.10	\$32.25	\$32.17
	NRC- OC-12 COMBINATION - "Switch As Is" Conversion Charge - Disconnect - 1st	UNCCC	\$0.00	\$16.77	\$12.61	\$0.00	\$0.00	\$0.00	\$0.00	\$0.00	\$0.00
	NRC- OC-12 COMBINATION - "Switch As Is" Conversion Charge - Disconnect - Add'l	UNCCC	\$0.00	\$16.77	\$12.61	\$0.00	\$0.00	\$0.00	\$0.00	\$0.00	\$0.00
	Local Channel - OC48	USOC	AL	FL	GA	KY	LA	MS	NC	SC	TN
	Local Channel - OC48 - per Mile	1L5NC	\$33.22	\$36.67	\$27.25	\$133.84	\$119.40	\$166.59	\$120.02	\$47.57	\$93.50
	Local Channel - OC48 - per Facility Termination	TBA	\$1,713	\$1,944	\$1,598.00	\$2,129	\$2,268	\$1,753	\$1,677	\$1,733	\$1,832
	Local Channel - OC12 interface on OC48 Facility	TBA	\$736.71	\$586.28	\$594.80	\$725.77	\$723.29	\$667.00	\$582.66	\$773.40	\$570.54
	NRC - Ordinarily Combined in GA (Note 5)										
	NRC - OC48 - Facility Termination - 1st	TBA	NA	NA	\$1,162.00	NA	NA	NA	NA	NA	NA
	NRC - OC48 - Facility Termination - Add'l	TBA	NA	NA	\$413.00	NA	NA	NA	NA	NA	NA
	NRC - OC48 - Interface OC12 on OC48 - 1st	TBA	NA	NA	\$539.36	NA	NA	NA	NA	NA	NA
	NRC - OC48 - Interface OC12 on OC48 - Add'l	TBA	NA	NA	\$317.38	NA	NA	NA	NA	NA	NA
	NRC - OC48 - Facility Termination - Disconnect - 1st	TBA	NA	NA	\$122.31	NA	NA	NA	NA	NA	NA
	NRC - OC48 - Facility Termination - Disconnect - Add'l	TBA	NA	NA	\$119.14	NA	NA	NA	NA	NA	NA
	NRC - OC48- Interface OC12 on OC48 - Disconnect - 1st	TBA	NA	NA	\$122.31	NA	NA	NA	NA	NA	NA
	NRC - OC48 - Interface OC12 on OC48 - Disconnect - Add'l	TBA	NA	NA	\$119.14	NA	NA	NA	NA	NA	NA

BELLSOUTH/Xspedius RATES
 NETWORK ELEMENTS
 AND OTHER SERVICES
 ENHANCED EXTENDED LINKS

	New EEL rates are the sum of the individual UNE network elements (interoffice transport and loop [channelization if applicable]).											
	NRC - Electronic Svc Order, per LSR	SOME	NA	NA	\$3.50	NA	NA	NA	NA	NA	NA	NA
	NRC - OC48 - Facility Termination-Manual Svc Order vs Electronic-Disconnect-1st	SOMAN	NA	NA	\$18.03	NA	NA	NA	NA	NA	NA	NA
	NRC - OC48 - Facility Termination-Manual Svc Order vs Electronic-Disconnect-Add'l	SOMAN	NA	NA	\$18.03	NA	NA	NA	NA	NA	NA	NA
	NRC - OC48 - Interface - Manual Svc Order vs Electronic-Disconnect-1st	SOMAN	NA	NA	\$18.03	NA	NA	NA	NA	NA	NA	NA
	NRC - OC48 - Interface - Manual Svc Order vs Electronic-Disconnect-Add'l	SOMAN	NA	NA	\$18.03	NA	NA	NA	NA	NA	NA	NA
	NRC - OC-48 - Incremental Charge--Manual Svc Order-1st	SOMAN	NA	NA	\$37.55	NA	NA	NA	NA	NA	NA	NA
	NRC - OC-48 - Incremental Charge--Manual Svc Order-Add'l	SOMAN	NA	NA	\$37.55	NA	NA	NA	NA	NA	NA	NA
	NRC - OC48 - Interface OC12 on OC48 - Incremental Charge--Manual Svc Order-1st	SOMAN	NA	NA	\$37.55	NA	NA	NA	NA	NA	NA	NA
	NRC - OC48 - Interface OC12 on OC48 - Incremental Charge--Manual Svc Order-Add'l	SOMAN	NA	NA	\$37.55	NA	NA	NA	NA	NA	NA	NA
	NRC-All Existing Combination "Switch As Is" Conversion Charge (Note 6)											
	NRC-OC-48 COMBINATION - "Switch As Is" Conversion Charge - 1st	UNCCC	\$54.03	\$32.75	\$58.43	\$54.09	\$54.23	\$54.09	\$54.00	\$54.26	\$54.13	
	NRC-OC-48 COMBINATION - "Switch As Is" Conversion Charge - Add'l	UNCCC	\$32.11	\$32.75	\$26.99	\$32.16	\$32.24	\$32.16	\$32.10	\$32.25	\$32.17	
	NRC - OC-48 COMBINATION - "Switch As Is" Conversion Charge - Disconnect - 1st	UNCCC	\$0.00	\$16.77	\$12.61	\$0.00	\$0.00	\$0.00	\$0.00	\$0.00	\$0.00	
	NRC - OC-48 COMBINATION - "Switch As Is" Conversion Charge - Disconnect - Add'l	UNCCC	\$0.00	\$16.77	\$12.61	\$0.00	\$0.00	\$0.00	\$0.00	\$0.00	\$0.00	
	Interoffice Channels:											
	Interoffice Channel - Dedicated - 2-wire VG											
	Interoffice Channel - Dedicated 2-wire VG - per mile per month	1L5XX	\$0.0339	\$0.0100	\$0.0222	\$0.0301	\$0.0384	\$0.0323	\$0.0282	\$0.0373	\$0.0173	
	Interoffice Channel - Dedicated 2-wire VG - Facility Termination per month	U1TV2	\$18.49	\$26.72	\$17.07	\$27.66	\$19.10	\$21.33	\$18.01	\$21.42	\$18.33	
	NRC - Ordinarily Combined in GA (Note 5)											
	NRC - 2-wire VG Interoffice Channel - Facility Termination - 1st	U1TV2	NA	NA	\$79.61	NA	NA	NA	NA	NA	NA	
	NRC - 2-wire VG Interoffice Channel - Facility Termination - Add'l	U1TV2	NA	NA	\$36.08	NA	NA	NA	NA	NA	NA	
	NRC - Electronic Svc Order, per LSR	SOME	NA	NA	\$3.50	NA	NA	NA	NA	NA	NA	
	NRC - 2-wire VG Interoffice Channel - Incremental Charge--Manual Svc Order - 1st	SOMAN	NA	NA	\$18.94	NA	NA	NA	NA	NA	NA	
	NRC - 2-wire VG Interoffice Channel - Incremental Charge--Manual Svc Order - Add'l	SOMAN	NA	NA	\$18.94	NA	NA	NA	NA	NA	NA	
	NRC - 2-wire VG Interoffice Channel - Incremental Charge--Manual Svc Order - Disc	SOMAN	NA	NA	NA	NA	NA	NA	NA	NA	NA	
	NRC - 2-wire VG Interoffice Channel - Incremental Charge--Manual Svc Order - Disc	SOMAN	NA	NA	NA	NA	NA	NA	NA	NA	NA	
	NRC-All Existing Combination "Switch As Is" Conversion Charge (Note 6)											
	NRC-2/4-WIRE COMBINATION - "Switch As Is" Conversion Charge - 1st	UNCCC	\$54.03	\$32.75	\$58.43	\$54.09	\$54.23	\$54.09	\$54.00	\$54.26	\$54.13	
	NRC-2/4-WIRE COMBINATION - "Switch As Is" Conversion Charge - Add'l	UNCCC	\$32.11	\$32.75	\$26.99	\$32.16	\$32.24	\$32.16	\$32.10	\$32.25	\$32.17	
	NRC- 2/4-WIRE COMBINATION - "Switch As Is" Conversion Charge - Disconnect - 1st	UNCCC	\$0.00	\$16.77	\$12.61	\$0.00	\$0.00	\$0.00	\$0.00	\$0.00	\$0.00	
	NRC- 2/4-WIRE COMBINATION - "Switch As Is" Conversion Charge - Disconnect - Add'l	UNCCC	\$0.00	\$16.77	\$12.61	\$0.00	\$0.00	\$0.00	\$0.00	\$0.00	\$0.00	
	Interoffice Channel - Dedicated - 4-wire VG											
	Interoffice Channel - Dedicated 4-wire VG - per mile per month	1L5XX	NA	\$0.0100	NA	NA	NA	NA	NA	NA	NA	
	Interoffice Channel - Dedicated 4-wire VG - Facility Termination per month	U1TV4	NA	\$23.82	NA	NA	NA	NA	NA	NA	NA	
	NRC - Ordinarily Combined in GA (Note 5)											
	NRC - 4-wire VG Interoffice Channel - Facility Termination - 1st	U1TV4	NA	NA	NA	NA	NA	NA	NA	NA	NA	
	NRC - 4-wire VG Interoffice Channel - Facility Termination - Add'l	U1TV4	NA	NA	NA	NA	NA	NA	NA	NA	NA	
	NRC - Electronic Svc Order, per LSR	SOME	NA	NA	NA	NA	NA	NA	NA	NA	NA	
	NRC - 4-wire VG Interoffice Channel - Incremental Charge--Manual Svc Order - 1st	SOMAN	NA	NA	NA	NA	NA	NA	NA	NA	NA	
	NRC - 4-wire VG Interoffice Channel - Incremental Charge--Manual Svc Order - Add'l	SOMAN	NA	NA	NA	NA	NA	NA	NA	NA	NA	
	NRC - 4-wire VG Interoffice Channel - Incremental Charge--Manual Svc Order - Disc	SOMAN	NA	NA	NA	NA	NA	NA	NA	NA	NA	
	NRC - 4-wire VG Interoffice Channel - Incremental Charge--Manual Svc Order - Disc	SOMAN	NA	NA	NA	NA	NA	NA	NA	NA	NA	
	NRC-All Existing Combination "Switch As Is" Conversion Charge (Note 6)											
	NRC-2/4-WIRE COMBINATION - "Switch As Is" Conversion Charge - 1st	UNCCC	\$54.03	\$32.75	\$58.43	\$54.09	\$54.23	\$54.09	\$54.00	\$54.26	\$54.13	
	NRC-2/4-WIRE COMBINATION - "Switch As Is" Conversion Charge - Add'l	UNCCC	\$32.11	\$32.75	\$26.99	\$32.16	\$32.24	\$32.16	\$32.10	\$32.25	\$32.17	
	NRC - 2/4-WIRE COMBINATION - "Switch As Is" Conversion Charge - Disconnect - 1st	UNCCC	\$0.00	\$16.77	\$12.61	\$0.00	\$0.00	\$0.00	\$0.00	\$0.00	\$0.00	
	NRC- 2/4-WIRE COMBINATION - "Switch As Is" Conversion Charge - Disconnect - Add'l	UNCCC	\$0.00	\$16.77	\$12.61	\$0.00	\$0.00	\$0.00	\$0.00	\$0.00	\$0.00	
	Interoffice Channel - Dedicated - DS0 - 56kbps											
	Interoffice Channel - Dedicated - DS0 - 56kbps - per mile per month	1L5XX	\$0.0339	\$0.0100	\$0.0222	\$0.0301	\$0.0384	\$0.0323	\$0.0282	\$0.0373	\$0.1730	
	Interoffice Channel - Dedicated - DS0 - 56 kbps - Facility Termination per month	U1TD5	\$17.81	\$19.46	\$16.45	\$26.95	\$18.37	\$20.64	\$17.40	\$20.71	\$17.74	
	NRC - Ordinarily Combined in GA (Note 5)											
	NRC - 4-wire 56kbps Interoffice Channel - Facility Termination - 1st	U1TD5	NA	NA	\$79.61	NA	NA	NA	NA	NA	NA	

BELLSOUTH/Xpedius RATES
 NETWORK ELEMENTS
 AND OTHER SERVICES
 ENHANCED EXTENDED LINKS

	New EEL rates are the sum of the individual UNE network elements (interoffice transport and loop [channalization if applicable]).										
	NRC - 4-wire 56 kbps Interoffice Channel - Facility Termination - Add'l	U1TD5	NA	NA	\$36.08	NA	NA	NA	NA	NA	NA
	NRC - Electronic Svc Order, per LSR	SOMECS	NA	NA	\$3.50	NA	NA	NA	NA	NA	NA
	NRC - 4-wire 56 kbps Interoffice Channel - Incremental Charge--Manual Svc Order -	SOMAN	NA	NA	\$18.94	NA	NA	NA	NA	NA	NA
	NRC - 4-wire 56 kbps Interoffice Channel - Incremental Charge--Manual Svc Order -	SOMAN	NA	NA	\$18.94	NA	NA	NA	NA	NA	NA
	NRC - 4-wire 56 kbps Interoffice Channel - Incremental Charge--Manual Svc Order -	SOMAN	NA	NA	NA	NA	NA	NA	NA	NA	NA
	NRC - 4-wire 56 kbps Interoffice Channel - Incremental Charge--Manual Svc Order -	SOMAN	NA	NA	NA	NA	NA	NA	NA	NA	NA
	NRC-All Existing Combination "Switch As Is" Conversion Charge (Note 6)										
	NRC-2/4-WIRE COMBINATION - "Switch As Is" Conversion Charge - 1st	UNCCC	\$54.03	\$32.75	\$58.43	\$54.09	\$54.23	\$54.09	\$54.00	\$54.26	\$54.13
	NRC-2/4-WIRE COMBINATION - "Switch As Is" Conversion Charge - Add'l	UNCCC	\$32.11	\$32.75	\$26.99	\$32.16	\$32.24	\$32.16	\$32.10	\$32.25	\$32.17
	NRC- 2/4-WIRE COMBINATION - "Switch As Is" Conversion Charge - Disconnect - 1st	UNCCC	\$0.00	\$16.77	\$12.61	\$0.00	\$0.00	\$0.00	\$0.00	\$0.00	\$0.00
	NRC- 2/4-WIRE COMBINATION - "Switch As Is" Conversion Charge - Disconnect - Add'l	UNCCC	\$0.00	\$16.77	\$12.61	\$0.00	\$0.00	\$0.00	\$0.00	\$0.00	\$0.00
	Interoffice Channel - Dedicated - DS0 - 64kbps										
	Interoffice Channel - Dedicated - DS0 - 64kbps - per mile per month	1L5XX	\$0.0339	\$0.0100	\$0.0222	\$0.0301	\$0.0384	\$0.0323	\$0.0282	\$0.0373	\$0.1730
	Interoffice Channel - Dedicated - DS0 - 64 kbps - Facility Termination per month	U1TD6	\$17.81	\$19.46	\$16.45	\$26.95	\$18.37	\$20.64	\$17.40	\$20.71	\$17.74
	NRC - Ordinarily Combined in GA (Note 5)										
	NRC - 4-wire 64kbps Interoffice Channel - Facility Termination - 1st	U1TD6	NA	NA	\$79.61	NA	NA	NA	NA	NA	NA
	NRC - 4-wire 64 kbps Interoffice Channel - Facility Termination - Add'l	U1TD6	NA	NA	\$36.08	NA	NA	NA	NA	NA	NA
	NRC - Electronic Svc Order, per LSR	SOMECS	NA	NA	\$3.50	NA	NA	NA	NA	NA	NA
	NRC - 4-wire 64 kbps Interoffice Channel - Incremental Charge--Manual Svc Order -	SOMAN	NA	NA	\$18.94	NA	NA	NA	NA	NA	NA
	NRC - 4-wire 64 kbps Interoffice Channel - Incremental Charge--Manual Svc Order -	SOMAN	NA	NA	\$18.94	NA	NA	NA	NA	NA	NA
	NRC - 4-wire 64 kbps Interoffice Channel - Incremental Charge--Manual Svc Order -	SOMAN	NA	NA	NA	NA	NA	NA	NA	NA	NA
	NRC - 4-wire 64 kbps Interoffice Channel - Incremental Charge--Manual Svc Order -	SOMAN	NA	NA	NA	NA	NA	NA	NA	NA	NA
	NRC-All Existing Combination "Switch As Is" Conversion Charge (Note 6)										
	NRC-2/4-WIRE COMBINATION - "Switch As Is" Conversion Charge - 1st	UNCCC	\$54.03	\$32.75	\$58.43	\$54.09	\$54.23	\$54.09	\$54.00	\$54.26	\$54.13
	NRC-2/4-WIRE COMBINATION - "Switch As Is" Conversion Charge - Add'l	UNCCC	\$32.11	\$32.75	\$26.99	\$32.16	\$32.24	\$32.16	\$32.10	\$32.25	\$32.17
	NRC- 2/4-WIRE COMBINATION - "Switch As Is" Conversion Charge - Disconnect - 1st	UNCCC	\$0.00	\$16.77	\$12.61	\$0.00	\$0.00	\$0.00	\$0.00	\$0.00	\$0.00
	NRC- 2/4-WIRE COMBINATION - "Switch As Is" Conversion Charge - Disconnect - Add'l	UNCCC	\$0.00	\$16.77	\$12.61	\$0.00	\$0.00	\$0.00	\$0.00	\$0.00	\$0.00
	Interoffice Channel - Dedicated - DS1										
	Interoffice Channel - Dedicated - DS1 - per mile per month	1L5XX	\$0.6920	\$0.6013	\$0.4523	\$0.4500	\$0.7831	\$0.6598	\$0.0783	\$0.7598	\$0.3525
	Interoffice Channel - Dedicated - DS1 - Facility Termination per month	U1TF1	\$79.69	\$99.79	\$78.47	\$55.05	\$93.40	\$74.40	\$71.29	\$94.98	\$75.83
	NRC - Ordinarily Combined in GA (Note 5)										
	NRC - DS1 Interoffice Channel - Facility Termination - 1st	U1TF1	NA	NA	\$169.57	NA	NA	NA	NA	NA	NA
	NRC - DS1 Interoffice Channel - Facility Termination - Add'l	U1TF1	NA	NA	\$112.77	NA	NA	NA	NA	NA	NA
	NRC - Electronic Svc Order, per LSR	SOMECS	NA	NA	\$3.50	NA	NA	NA	NA	NA	NA
	NRC - DS1 Interoffice Channel - Incremental Charge--Manual Svc Order - 1st	SOMAN	NA	NA	\$23.98	NA	NA	NA	NA	NA	NA
	NRC - DS1 Interoffice Channel - Incremental Charge--Manual Svc Order - Add'l	SOMAN	NA	NA	\$17.77	NA	NA	NA	NA	NA	NA
	NRC - DS1 Interoffice Channel - Incremental Charge--Manual Svc Order - Disconnect	SOMAN	NA	NA	\$15.13	NA	NA	NA	NA	NA	NA
	NRC - DS1 Interoffice Channel - Incremental Charge--Manual Svc Order - Disconnect	SOMAN	NA	NA	\$7.02	NA	NA	NA	NA	NA	NA
	NRC-All Existing Combination "Switch As Is" Conversion Charge (Note 6)										
	NRC-DS1 COMBINATION - "Switch As Is" Conversion Charge - 1st	UNCCC	\$54.03	\$32.75	\$58.43	\$54.09	\$54.23	\$54.09	\$54.00	\$54.26	\$54.13
	NRC-DS1 COMBINATION - "Switch As Is" Conversion Charge - Add'l	UNCCC	\$32.11	\$32.75	\$26.99	\$32.16	\$32.24	\$32.16	\$32.10	\$32.25	\$32.17
	NRC- DS1 COMBINATION - "Switch As Is" Conversion Charge - Disconnect - 1st	UNCCC	\$0.00	\$16.77	\$12.61	\$0.00	\$0.00	\$0.00	\$0.00	\$0.00	\$0.00
	NRC- DS1 COMBINATION - "Switch As Is" Conversion Charge - Disconnect - Add'l	UNCCC	\$0.00	\$16.77	\$12.61	\$0.00	\$0.00	\$0.00	\$0.00	\$0.00	\$0.00
	Interoffice Channel - Dedicated - DS3 - per mile per month										
	Interoffice Channel - Dedicated - DS3 - per mile per month	1L5XX	\$4.98	\$4.25	\$6.46	\$12.06	\$16.15	\$13.48	\$12.98	\$19.14	\$6.88
	Interoffice Channel - Dedicated - DS3 - Facility Termination per month	U1TF3	\$898.15	\$1,130	\$717.60	\$1,112.02	\$1,131.09	\$686.84	\$720.38	\$904.49	\$840.61
	NRC - Ordinarily Combined in GA (Note 5)										
	NRC - DS3 Interoffice Channel - Facility Termination - 1st	U1TF3	NA	NA	\$578.97	NA	NA	NA	NA	NA	NA
	NRC - DS3 Interoffice Channel - Facility Termination - Add'l	U1TF3	NA	NA	\$312.17	NA	NA	NA	NA	NA	NA
	NRC - Electronic Svc Order, per LSR	SOMECS	NA	NA	\$3.50	NA	NA	NA	NA	NA	NA
	NRC - DS3 Interoffice Channel - Incremental Charge--Manual Svc Order - 1st	SOMAN	NA	NA	\$51.27	NA	NA	NA	NA	NA	NA
	NRC - DS3 Interoffice Channel - Incremental Charge--Manual Svc Order - Add'l	SOMAN	NA	NA	\$38.87	NA	NA	NA	NA	NA	NA

BELLSOUTH/Xpedius RATES
 NETWORK ELEMENTS
 AND OTHER SERVICES
 ENHANCED EXTENDED LINKS

	New EEL rates are the sum of the individual UNE network elements (interoffice transport and loop [channelization if applicable]).											
	NRC - DS3 Interoffice Channel - Incremental Charge--Manual Svc Order - Disconnect	SOMAN	NA	NA	\$30.42	NA	NA	NA	NA	NA	NA	NA
	NRC - DS3 Interoffice Channel - Incremental Charge--Manual Svc Order - Disconnect	SOMAN	NA	NA	\$18.76	NA	NA	NA	NA	NA	NA	NA
	NRC-All Existing Combination "Switch As Is" Conversion Charge (Note 6)											
	NRC-DS3 COMBINATION - "Switch As Is" Conversion Charge - 1st	UNCCC	\$54.03	\$32.75	\$58.43	\$54.09	\$54.23	\$54.09	\$54.00	\$54.26	\$54.13	
	NRC-DS3 COMBINATION - "Switch As Is" Conversion Charge - Add'l	UNCCC	\$32.11	\$32.75	\$26.99	\$32.16	\$32.24	\$32.16	\$32.10	\$32.25	\$32.17	
	NRC - DS3 COMBINATION - "Switch As Is" Conversion Charge - Disconnect - 1st	UNCCC	\$0.00	\$16.77	\$12.61	\$0.00	\$0.00	\$0.00	\$0.00	\$0.00	\$0.00	
	NRC - DS3 COMBINATION - "Switch As Is" Conversion Charge - Disconnect - Add'l	UNCCC	\$0.00	\$16.77	\$12.61	\$0.00	\$0.00	\$0.00	\$0.00	\$0.00	\$0.00	
	Interoffice Channel - Dedicated - STS-1											
	Interoffice Channel - Dedicated - STS-1 - per mile per month	1L5XX	\$4.98	\$9.32	\$2.72	\$12.62	\$14.04	\$15.02	\$12.98	\$8.13	\$5.89	
	Interoffice Channel - Dedicated - STS-1 - Facility Termination per month	U1TFS	\$898.15	\$569.67	\$788.00	\$1,204	\$1,101	\$744.38	\$720.38	\$967.70	\$760.20	
	NRC - Ordinarily Combined in GA (Note 5)											
	NRC - STS-1 Interoffice Channel - Facility Termination - 1st	U1TFS	NA	NA	\$587.08	NA	NA	NA	NA	NA	NA	
	NRC - STS-1 Interoffice Channel - Facility Termination - Add'l	U1TFS	NA	NA	\$238.28	NA	NA	NA	NA	NA	NA	
	NRC - Electronic Svc Order, per LSR	SOMECS	NA	NA	\$3.50	NA	NA	NA	NA	NA	NA	
	NRC - STS-1 Interoffice Channel - Incremental Charge--Manual Svc Order - 1st	SOMAN	NA	NA	\$61.19	NA	NA	NA	NA	NA	NA	
	NRC - STS-1 Interoffice Channel - Incremental Charge--Manual Svc Order - Add'l	SOMAN	NA	NA	\$61.19	NA	NA	NA	NA	NA	NA	
	NRC - STS-1 Interoffice Channel - Incremental Charge--Manual Svc Order - Disconnect	SOMAN	NA	NA	\$3.17	NA	NA	NA	NA	NA	NA	
	NRC - STS-1 Interoffice Channel - Incremental Charge--Manual Svc Order - Disconnect	SOMAN	NA	NA	\$3.17	NA	NA	NA	NA	NA	NA	
	NRC-All Existing Combination "Switch As Is" Conversion Charge (Note 6)											
	NRC-STS-1 COMBINATION - "Switch As Is" Conversion Charge - 1st	UNCCC	\$54.03	\$32.75	\$58.43	\$54.09	\$54.23	\$54.09	\$54.00	\$54.26	\$54.13	
	NRC-STS-1 COMBINATION - "Switch As Is" Conversion Charge - Add'l	UNCCC	\$32.11	\$32.75	\$26.99	\$32.16	\$32.24	\$32.16	\$32.10	\$32.25	\$32.17	
	NRC - STS-1 COMBINATION - "Switch As Is" Conversion Charge - Disconnect - 1st	UNCCC	\$0.00	\$16.77	\$12.61	\$0.00	\$0.00	\$0.00	\$0.00	\$0.00	\$0.00	
	NRC - STS-1 COMBINATION - "Switch As Is" Conversion Charge - Disconnect - Add'l	UNCCC	\$0.00	\$16.77	\$12.61	\$0.00	\$0.00	\$0.00	\$0.00	\$0.00	\$0.00	
	Interoffice Channel - OC3											
	Interoffice Channel - OC3 - per Mile	1L5XX	\$7.35	\$8.38	\$4.37	\$27.97	\$23.89	\$18.35	\$14.10	\$9.75	\$13.45	
	Interoffice Channel - OC3 - per Facility Termination	TBA	\$2,475	\$3,043	\$2,187.00	\$3,390	\$2,990	\$1,892.00	\$2,071	\$2,802	\$2,124	
	NRC - Ordinarily Combined in GA (Note 5)											
	NRC - OC3 - Facility Termination - 1st	TBA	NA	NA	\$947.69	NA	NA	NA	NA	NA	NA	
	NRC - OC3 - Facility Termination - Add'l	TBA	NA	NA	\$413.00	NA	NA	NA	NA	NA	NA	
	NRC - OC3 - Facility Termination - Disconnect - 1st	TBA	NA	NA	\$122.31	NA	NA	NA	NA	NA	NA	
	NRC - OC3 - Facility Termination - Disconnect - Add'l	TBA	NA	NA	\$119.14	NA	NA	NA	NA	NA	NA	
	NRC - Electronic Svc Order, per LSR	SOMECS	NA	NA	\$3.50	NA	NA	NA	NA	NA	NA	
	NRC - OC3 - Incremental Charge--Manual Svc Order - 1st	SOMAN	NA	NA	\$37.55	NA	NA	NA	NA	NA	NA	
	NRC - OC3 - Incremental Charge--Manual Svc Order - Add'l	SOMAN	NA	NA	\$37.55	NA	NA	NA	NA	NA	NA	
	NRC - OC3 - Incremental Cost - Manual Svc. Order vs. Elect-Disconnect-1st	SOMAN	NA	NA	\$18.03	NA	NA	NA	NA	NA	NA	
	NRC - OC3 - Incremental Cost - Manual Svc. Order vs. Elect-Disconnect-Add'l	SOMAN	NA	NA	\$18.03	NA	NA	NA	NA	NA	NA	
	NRC-All Existing Combination "Switch As Is" Conversion Charge (Note 6)											
	NRC-OC-3 COMBINATION - "Switch As Is" Conversion Charge - 1st	UNCCC	\$54.03	\$32.75	\$58.43	\$54.09	\$54.23	\$54.09	\$54.00	\$54.26	\$54.13	
	NRC-OC-3 COMBINATION - "Switch As Is" Conversion Charge - Add'l	UNCCC	\$32.11	\$32.75	\$26.99	\$32.16	\$32.24	\$32.16	\$32.10	\$32.25	\$32.17	
	NRC - OC-3 COMBINATION - "Switch As Is" Conversion Charge - Disconnect - 1st	UNCCC	\$0.00	\$16.77	\$12.61	\$0.00	\$0.00	\$0.00	\$0.00	\$0.00	\$0.00	
	NRC - OC-3 COMBINATION - "Switch As Is" Conversion Charge - Disconnect - Add'l	UNCCC	\$0.00	\$16.77	\$12.61	\$0.00	\$0.00	\$0.00	\$0.00	\$0.00	\$0.00	
	Interoffice Channel - OC12											
	Interoffice Channel - OC12 - per Mile	1L5XX	\$19.26	\$26.91	\$15.05	\$84.88	\$74.44	\$60.42	\$30.38	\$32.52	\$49.80	
	Interoffice Channel - OC12 - per Facility Termination	TBA	\$9,763	\$11,685	\$8,202.00	\$12,344	\$11,517	\$7,182.00	\$7,676.00	\$11,132	\$8,015	
	NRC - Ordinarily Combined in GA (Note 5)											
	NRC - OC12 - Facility Termination - 1st	TBA	NA	NA	\$1,034.00	NA	NA	NA	NA	NA	NA	
	NRC - OC12 - Facility Termination - Add'l	TBA	NA	NA	\$317.38	NA	NA	NA	NA	NA	NA	
	NRC - OC12 - Facility Termination - Disconnect - 1st	TBA	NA	NA	\$122.31	NA	NA	NA	NA	NA	NA	
	NRC - OC12 - Facility Termination - Disconnect - Add'l	TBA	NA	NA	\$119.14	NA	NA	NA	NA	NA	NA	
	NRC - Electronic Svc Order, per LSR	SOMECS	NA	NA	\$3.50	NA	NA	NA	NA	NA	NA	
	NRC - OC12 - Incremental Charge - Manual Svc Order - 1st	SOMAN	NA	NA	\$37.55	NA	NA	NA	NA	NA	NA	
	NRC - OC12 - Incremental Charge - Manual Svc Order - Add'l	SOMAN	NA	NA	\$37.55	NA	NA	NA	NA	NA	NA	

BELLSOUTH/Xspedius RATES
NETWORK ELEMENTS
AND OTHER SERVICES
ENHANCED EXTENDED LINKS

		New EEL rates are the sum of the individual UNE network elements (interoffice transport and loop [channelization if applicable]).										
		NRC - OC12 - Incremental Cost-Manual Svc. Order vs. Elect-Disconnect-1st	SOMAN	NA	NA	\$18.03	NA	NA	NA	NA	NA	NA
		NRC - OC12 - Incremental Cost-Manual Svc. Order vs. Elect-Disconnect-Add'l	SOMAN	NA	NA	\$18.03	NA	NA	NA	NA	NA	NA
		NRC-All Existing Combination "Switch As Is" Conversion Charge (Note 6)										
		NRC-OC-12 COMBINATION - "Switch As Is" Conversion Charge - 1st	UNCCC	\$54.03	\$32.75	\$58.43	\$54.09	\$54.23	\$54.09	\$54.00	\$54.26	\$54.13
		NRC-OC-12 COMBINATION - "Switch As Is" Conversion Charge - Add'l	UNCCC	\$32.11	\$32.75	\$26.99	\$32.16	\$32.24	\$32.16	\$32.10	\$32.25	\$32.17
		NRC-OC-12 COMBINATION - "Switch As Is" Conversion Charge - Disconnect - 1st	UNCCC	\$0.00	\$16.77	\$12.61	\$0.00	\$0.00	\$0.00	\$0.00	\$0.00	\$0.00
		NRC-OC-12 COMBINATION - "Switch As Is" Conversion Charge - Disconnect - Add'l	UNCCC	\$0.00	\$16.77	\$12.61	\$0.00	\$0.00	\$0.00	\$0.00	\$0.00	\$0.00
		Interoffice Channel - OC48										
		Interoffice Channel - OC48 - per Mile	1L5XX	\$30.65	\$34.66	\$25.70	\$138.02	\$128.59	\$102.43	\$120.02	\$45.92	\$106.55
		Interoffice Channel - OC48 - per Facility Termination	TBA	\$11,691	\$12,554	\$11,134.00	\$16,017	\$14,950	\$11,480	\$10,952	\$967.58	\$11,632
		Interoffice Channel - OC12 interface on OC48 Facility	TBA	\$1,424	\$1,208	\$1,137.00	\$1,497	\$1,451	\$1,351.00	\$582.66	\$1,561	\$1,170
		NRC - Ordinarily Combined in GA (Note 5)										
		NRC - OC48 - Facility Termination - 1st	TBA	NA	NA	\$1,034.00	NA	NA	NA	NA	NA	NA
		NRC - OC48 - Facility Termination - Add'l	TBA	NA	NA	\$317.38	NA	NA	NA	NA	NA	NA
		NRC - OC48 - Interface OC12 on OC48 - 1st	TBA	NA	NA	\$539.36	NA	NA	NA	NA	NA	NA
		NRC - OC48 - Interface OC12 on OC48 - Add'l	TBA	NA	NA	\$317.38	NA	NA	NA	NA	NA	NA
		NRC - OC48 - Facility Termination - Disconnect - 1st	TBA	NA	NA	\$122.31	NA	NA	NA	NA	NA	NA
		NRC - OC48 - Facility Termination - Disconnect - Add'l	TBA	NA	NA	\$119.14	NA	NA	NA	NA	NA	NA
		NRC - OC48 - Interface OC12 on OC48 - Disconnect - 1st	TBA	NA	NA	\$122.31	NA	NA	NA	NA	NA	NA
		NRC - OC48 - Interface OC12 on OC48 - Disconnect - Add'l	TBA	NA	NA	\$37.55	NA	NA	NA	NA	NA	NA
		NRC - Electronic Svc Order, per LSR	SOMEK	NA	NA	\$3.50	NA	NA	NA	NA	NA	NA
		NRC - OC48 - Facility Termination-Manual Svc Order vs Electronic-Disconnect-1st	SOMAN	NA	NA	\$37.55	NA	NA	NA	NA	NA	NA
		NRC - OC48 - Facility Termination-Manual Svc Order vs Electronic-Disconnect-Add'l	SOMAN	NA	NA	\$37.55	NA	NA	NA	NA	NA	NA
		NRC - OC48 - Interface - Manual Svc Order vs Electronic-Disconnect-1st	SOMAN	NA	NA	\$37.55	NA	NA	NA	NA	NA	NA
		NRC - OC48 - Interface - Manual Svc Order vs Electronic-Disconnect-Add'l	SOMAN	NA	NA	\$18.03	NA	NA	NA	NA	NA	NA
		NRC - OC-48 - Incremental Charge--Manual Svc Order-1st	SOMAN	NA	NA	\$18.03	NA	NA	NA	NA	NA	NA
		NRC - OC-48 - Incremental Charge--Manual Svc Order-Add'l	SOMAN	NA	NA	\$18.03	NA	NA	NA	NA	NA	NA
		NRC - OC48 - Interface OC12 on OC48 - Incremental Charge--Manual Svc Order-1st	SOMAN	NA	NA	\$18.03	NA	NA	NA	NA	NA	NA
		NRC - OC48 - Interface OC12 on OC48 - Incremental Charge--Manual Svc Order-Add'l	SOMAN	NA	NA	\$18.03	NA	NA	NA	NA	NA	NA
		NRC-All Existing Combination "Switch As Is" Conversion Charge (Note 6)										
		NRC-OC-48 COMBINATION - "Switch As Is" Conversion Charge - 1st	UNCCC	\$54.03	\$32.75	\$58.43	\$54.09	\$54.23	\$54.09	\$54.00	\$54.26	\$54.13
		NRC-OC-48 COMBINATION - "Switch As Is" Conversion Charge - Add'l	UNCCC	\$32.11	\$32.75	\$26.99	\$32.16	\$32.24	\$32.16	\$32.10	\$32.25	\$32.17
		NRC-OC-48 COMBINATION - "Switch As Is" Conversion Charge - Disconnect - 1st	UNCCC	\$0.00	\$16.77	\$12.61	\$0.00	\$0.00	\$0.00	\$0.00	\$0.00	\$0.00
		NRC-OC-48 COMBINATION - "Switch As Is" Conversion Charge - Disconnect - Add'l	UNCCC	\$0.00	\$16.77	\$12.61	\$0.00	\$0.00	\$0.00	\$0.00	\$0.00	\$0.00
		Channelization:										
		DS3 Channelization										
		DS3 Channelized System per month	MQ3	\$225.36	\$222.61	\$182.04	\$236.32	\$245.84	\$229.30	\$226.81	\$200.01	\$222.98
		DS3 Interface per month (DS1 COCI)	UC1D1	\$17.22	\$14.51	\$11.02	\$8.52	\$7.55	\$5.58	\$4.61	\$11.99	\$3.91
		NRC - Ordinarily Combined in GA (Note 5)										
		NRC - DS3 Channelization - 1st	MQ3	NA	NA	\$316.28	NA	NA	NA	NA	NA	NA
		NRC - DS3 Channelization - Add'l	MQ3	NA	NA	\$171.72	NA	NA	NA	NA	NA	NA
		NRC - Channel Activation - 1st	UC1D1	NA	NA	\$12.02	NA	NA	NA	NA	NA	NA
		NRC - Channel Activation - Add'l	UC1D1	NA	NA	\$8.66	NA	NA	NA	NA	NA	NA
		NRC - Electronic Svc Order, per LSR	SOMEK	NA	NA	\$3.50	NA	NA	NA	NA	NA	NA
		NRC - DS3 Channelization - Incremental Charge--Manual Svc Order - 1st	SOMAN	NA	NA	\$50.72	NA	NA	NA	NA	NA	NA
		NRC - DS3 Channelization - Incremental Charge--Manual Svc Order - Add'l	SOMAN	NA	NA	\$38.45	NA	NA	NA	NA	NA	NA
		NRC - DS3 Channelization - Incremental Charge--Manual Svc Order - Disconnect - 1	SOMAN	NA	NA	\$30.09	NA	NA	NA	NA	NA	NA
		NRC - DS3 Channelization - Incremental Charge--Manual Svc Order - Disconnect - A	SOMAN	NA	NA	\$18.56	NA	NA	NA	NA	NA	NA
		NRC-All Existing Combination "Switch As Is" Conversion Charge (Note 6)										
		NRC-DS3/STS-1 COMBINATION - "Switch As Is" Conversion Charge - 1st	UNCCC	\$54.03	\$32.75	\$58.43	\$54.09	\$54.23	\$54.09	\$54.00	\$54.26	\$54.13
		NRC-DS3/STS-1 COMBINATION - "Switch As Is" Conversion Charge - Add'l	UNCCC	\$32.11	\$32.75	\$26.99	\$32.16	\$32.24	\$32.16	\$32.10	\$32.25	\$32.17
		NRC- DS3/STS-1 COMBINATION - "Switch As Is" Conversion Charge - Disconnect -	UNCCC	\$0.00	\$16.77	\$12.61	\$0.00	\$0.00	\$0.00	\$0.00	\$0.00	\$0.00
		NRC- DS3/STS-1 COMBINATION - "Switch As Is" Conversion Charge - Disconnect -	UNCCC	\$0.00	\$16.77	\$12.61	\$0.00	\$0.00	\$0.00	\$0.00	\$0.00	\$0.00

BELLSOUTH/Xpedius RATES
NETWORK ELEMENTS
AND OTHER SERVICES
ENHANCED EXTENDED LINKS

	New EEL rates are the sum of the individual UNE network elements (interoffice transport and loop [channelization if applicable].										
	DS1 Channelization										
	DS1 Channelized System per month	MQ1	\$136.82	\$154.74	\$126.22	\$200.01	\$209.87	\$146.87	\$177.72	\$147.51	\$165.21
	OCU-DP(data) interface card per month (2.4-64kbs)	1D1DD	\$1.66	\$2.22	\$1.86	\$2.94	\$3.12	\$2.86	\$2.88	\$2.34	\$2.46
	VG interface card per month	1D1VG	\$0.8586	\$1.46	\$1.17	\$1.40	\$1.62	\$1.45	\$1.64	\$1.47	\$1.25
	2-wire ISDN(BRITE card) per month	UC1CA	\$3.41	\$3.86	\$3.71	\$4.04	\$4.18	\$3.88	\$3.76	\$4.21	\$3.33
	NRC - Ordinarily Combined in GA (Note 5)										
	NRC - DS1 Channelization - 1st	MQ1	NA	NA	\$206.09	NA	NA	NA	NA	NA	NA
	NRC - DS1 Channelization - Add'l	MQ1	NA	NA	\$137.06	NA	NA	NA	NA	NA	NA
	NRC - Channel Activation VG - 1st	1D1VG	NA	NA	\$12.02	NA	NA	NA	NA	NA	NA
	NRC - Channel Activation VG - Add'l	1D1VG	NA	NA	\$8.66	NA	NA	NA	NA	NA	NA
	NRC - Channel Activation OCU-DP- 1st	1D1DD	NA	NA	\$12.02	NA	NA	NA	NA	NA	NA
	NRC - Channel Activation OCU-DP- Add'l	1D1DD	NA	NA	\$8.66	NA	NA	NA	NA	NA	NA
	NRC - Channel Activation BRITE - 1st	UC1CA	NA	NA	\$12.02	NA	NA	NA	NA	NA	NA
	NRC - Channel Activation BRITE - Add'l	UC1CA	NA	NA	\$8.66	NA	NA	NA	NA	NA	NA
	NRC - Electronic Svc Order, per LSR	SOMECS	NA	NA	\$3.50	NA	NA	NA	NA	NA	NA
	NRC - DS1 Channelization - Incremental Charge--Manual Svc Order - 1st	SOMAN	NA	NA	\$14.75	NA	NA	NA	NA	NA	NA
	NRC - DS1 Channelization - Incremental Charge--Manual Svc Order - Add'l	SOMAN	NA	NA	\$6.55	NA	NA	NA	NA	NA	NA
	NRC - DS1 Channelization - Incremental Charge--Manual Svc Order - Disconnect - 1	SOMAN	NA	NA	\$10.70	NA	NA	NA	NA	NA	NA
	NRC - DS1 Channelization - Incremental Charge--Manual Svc Order - Disconnect - A	SOMAN	NA	NA	\$0.00	NA	NA	NA	NA	NA	NA
	NRC-All Existing Combination "Switch As Is" Conversion Charge (Note 6)										
	NRC-DS1 COMBINATION - "Switch As Is" Conversion Charge - 1st	UNCCC	\$54.03	\$32.75	\$58.43	\$54.09	\$54.23	\$54.09	\$54.00	\$54.26	\$54.13
	NRC-DS1 COMBINATION - "Switch As Is" Conversion Charge - Add'l	UNCCC	\$32.11	\$32.75	\$26.99	\$32.16	\$32.24	\$32.16	\$32.10	\$32.25	\$32.17
	NRC- DS1 COMBINATION - "Switch As Is" Conversion Charge - Disconnect - 1st	UNCCC	\$0.00	\$16.77	\$12.61	\$0.00	\$0.00	\$0.00	\$0.00	\$0.00	\$0.00
	NRC- DS1 COMBINATION - "Switch As Is" Conversion Charge - Disconnect - Add'l	UNCCC	\$0.00	\$16.77	\$12.61	\$0.00	\$0.00	\$0.00	\$0.00	\$0.00	\$0.00
	Access to DCS - Customer Reconfiguration (FlexServ)										
	DS1 DSC Termination with DS0 Switching		TBD	\$28.72	\$22.86	TBD	TBD	TBD	TBD	TBD	TBD
	DS1 DSC Termination with DS1 Switching		TBD	\$12.23	\$8.64	TBD	TBD	TBD	TBD	TBD	TBD
	DS3 DSC Termination with DS1 Switching		TBD	\$154.31	\$151.85	TBD	TBD	TBD	TBD	TBD	TBD
	NRC - Ordinarily Combined in GA:										
	NRC - Customer Configuration Establishment		TBD	\$2.97	\$2.91	TBD	TBD	TBD	TBD	TBD	TBD
	NRC - Customer Configuration Establishment - Disconnect		TBD	\$3.44	\$3.36	TBD	TBD	TBD	TBD	TBD	TBD
	NRC- DS1 DSC Termination with DS0 Switching - 1st		TBD	\$51.50	\$32.07	TBD	TBD	TBD	TBD	TBD	TBD
	NRC- DS1 DSC Termination with DS0 Switching - Add'l		TBD	\$39.64	\$31.49	TBD	TBD	TBD	TBD	TBD	TBD
	NRC- DS1 DSC Termination with DS0 Switching - Disconnect - 1st		TBD	\$31.06	\$20.16	TBD	TBD	TBD	TBD	TBD	TBD
	NRC- DS1 DSC Termination with DS0 Switching - Disconnect - Add'l		TBD	\$24.98	\$20.16	TBD	TBD	TBD	TBD	TBD	TBD
	NRC- DS1 DSC Termination with NRC- DS1 Switching - 1st		TBD	\$37.23	\$18.07	TBD	TBD	TBD	TBD	TBD	TBD
	NRC- DS1 DSC Termination with NRC- DS1 Switching - Add'l		TBD	\$25.36	\$17.49	TBD	TBD	TBD	TBD	TBD	TBD
	NRC- DS1 DSC Termination with NRC- DS1 Switching - Disconnect - 1st		TBD	\$22.81	\$12.10	TBD	TBD	TBD	TBD	TBD	TBD
	NRC- DS1 DSC Termination with NRC- DS1 Switching - Disconnect - Add'l		TBD	\$16.73	\$12.10	TBD	TBD	TBD	TBD	TBD	TBD
	NRC- DS3 DSC Termination with DS1 Switching - 1st		TBD	\$51.50	\$32.07	TBD	TBD	TBD	TBD	TBD	TBD
	NRC- DS3 DSC Termination with DS1 Switching - Add'l		TBD	\$39.64	\$31.49	TBD	TBD	TBD	TBD	TBD	TBD
	NRC- DS3 DSC Termination with DS1 Switching - Disconnect - 1st		TBD	\$31.06	\$20.16	TBD	TBD	TBD	TBD	TBD	TBD
	NRC- DS3 DSC Termination with DS1 Switching - Disconnect - Add'l		TBD	\$24.98	\$20.16	TBD	TBD	TBD	TBD	TBD	TBD
	NRC-All Existing Combination "Switch As Is" Conversion Charge (Note 6)										
	NRC-DCS COMBINATION - "Switch As Is" Conversion Charge - 1st	UNCCC	\$54.03	\$32.75	\$58.43	\$54.09	\$54.23	\$54.09	\$54.00	\$54.26	\$54.13
	NRC-DCS COMBINATION - "Switch As Is" Conversion Charge - Add'l	UNCCC	\$32.11	\$32.75	\$26.99	\$32.16	\$32.24	\$32.16	\$32.10	\$32.25	\$32.17
	NRC- DCS COMBINATION - "Switch As Is" Conversion Charge - Disconnect - 1st	UNCCC	\$0.00	\$16.77	\$12.61	\$0.00	\$0.00	\$0.00	\$0.00	\$0.00	\$0.00
	NRC- DCS COMBINATION - "Switch As Is" Conversion Charge - Disconnect - Add'l	UNCCC	\$0.00	\$16.77	\$12.61	\$0.00	\$0.00	\$0.00	\$0.00	\$0.00	\$0.00
	Node (Synchronet)										
	Node per month	UNCNT	\$15.77	\$16.35	\$13.98	\$18.11	\$15.43	\$16.15	\$16.00	\$14.55	\$17.11
	NRC - Ordinarily Combined in GA:										
	NRC - Node - 1st	UNCNT	NA	NA	\$47.19	NA	NA	NA	NA	NA	NA

BELLSOUTH/Xspedius RATES
NETWORK ELEMENTS
AND OTHER SERVICES
ENHANCED EXTENDED LINKS

	New EEL rates are the sum of the individual UNE network elements (interoffice transport and loop [channelization if applicable].											
	NRC - Node - Add'l	UNCNT	NA	NA	\$4.47	NA	NA	NA	NA	NA	NA	NA
	NRC - Node - Disconnect - 1st	UNCNT	NA	NA	\$13.81	NA	NA	NA	NA	NA	NA	NA
	NR C - Node - Disconnect - Add'l	UNCNT	NA	NA	\$3.95	NA	NA	NA	NA	NA	NA	NA
	NRC - Node - Incremental Charge - Manual Service Order - 1st	SOMAN	NA	NA	\$21.73	NA	NA	NA	NA	NA	NA	NA
	NRC - Node - Incremental Charge - Manual Service Order - Add'l	SOMAN	NA	NA	NA	NA	NA	NA	NA	NA	NA	NA
	NRC - Node - Incremental Charge - Manual Service Order - Disconnect - 1st	SOMAN	NA	NA	\$3.87	NA	NA	NA	NA	NA	NA	NA
	NRC - Node - Incremental Charge - Manual Service Order - Disconnect - Add'l	SOMAN	NA	NA	NA	NA	NA	NA	NA	NA	NA	NA
	NRC-All Existing Combination "Switch As Is" Conversion Charge (Note 6)											
	NRC-Node - "Switch As Is" Conversion Charge - 1st	UNCCC	\$54.03	\$32.75	\$58.43	\$54.09	\$54.23	\$54.09	\$54.00	\$54.26	\$54.13	
	NRC-Node - "Switch As Is" Conversion Charge - Add'l	UNCCC	\$32.11	\$32.75	\$26.99	\$32.16	\$32.24	\$32.16	\$32.10	\$32.25	\$32.17	
	NRC- Node - "Switch As Is" Conversion Charge - Disconnect - 1st	UNCCC	\$0.00	\$16.77	\$12.61	\$0.00	\$0.00	\$0.00	\$0.00	\$0.00	\$0.00	
	NRC- Node - "Switch As Is" Conversion Charge - Disconnect - Add'l	UNCCC	\$0.00	\$16.77	\$12.61	\$0.00	\$0.00	\$0.00	\$0.00	\$0.00	\$0.00	
	Optional Features & Functions:											
	NRC - Clear Channel Capability (B8ZS/ESF) Option - Subsequent - per DS1 Channel	CCOEF	\$184.85	\$184.92	\$184.62	\$184.91	\$184.65	\$184.60	\$184.76	\$185.26	\$185.16	
	NRC - Clear Channel Capability (B8ZS/ESF) Opti - Subsequent - per DS1 Channel	CCOEF	\$23.81	\$23.82	\$23.78	\$23.82	\$23.70	\$23.78	\$23.60	\$23.86	\$23.85	
	NRC - Clear Channel Capability (B8ZS/ESF) Option - Subsequent - per DS1 Channel	CCOEF	\$1.99	\$2.07	\$2.03	\$1.99	\$1.97	\$1.96	\$1.99	\$1.99	\$2.03	
	NRC - Clear Channel Capability (B8ZS/ESF) Option - Subsequent - per DS1 Channel	CCOEF	\$0.77	\$0.80	\$0.79	\$0.78	\$0.77	\$0.76	\$0.78	\$0.78	\$0.79	
	NRC - Clear Channel Capability (B8ZS/ESF) Option - Subsequent - Manual Service C	SOMAN	\$29.23	\$21.73	\$29.33	\$29.24	\$29.20	\$29.33	\$29.33	\$29.33	\$29.33	
	NRC - Clear Channel Capability (B8ZS/ESF) Option - Subsequent - Manual Service C	SOMAN	\$3.93	\$3.87	\$3.93	\$3.94	\$3.92	\$3.93	\$3.93	\$3.93	\$3.93	
	NRC - Clear Channel Capability (B8ZS/SF) Option - Subsequent - per DS1 Channel -	CCOSF	\$184.85	\$184.92	\$184.62	\$184.91	\$184.65	\$184.60	\$184.76	\$185.26	\$185.16	
	NRC - Clear Channel Capability (B8ZS/ESF) Option - Subsequent - per DS1 Channel	CCOSF	\$23.81	\$23.82	\$23.78	\$23.82	\$23.70	\$23.78	\$23.60	\$23.86	\$23.85	
	NRC - Clear Channel Capability (B8ZS/SF) Option - Subsequent - per DS1 Channel -	CCOSF	\$1.99	\$2.07	\$2.03	\$1.99	\$1.97	\$1.96	\$1.99	\$1.99	\$2.03	
	NRC - Clear Channel Capability (B8ZS/ESF) Option - Subsequent - per DS1 Channel	CCOSF	\$0.77	\$0.80	\$0.79	\$0.78	\$0.77	\$0.76	\$0.78	\$0.78	\$0.79	
	NRC - Clear Channel Capability (B8ZS/SF) Option - Subsequent - Manual Service Or	SOMAN	\$29.23	\$21.73	\$29.33	\$29.24	\$29.20	\$29.33	\$29.33	\$29.33	\$29.33	
	NRC - Clear Channel Capability (B8ZS/ESF) Option - Subsequent - Manual Service C	SOMAN	\$3.93	\$3.87	\$3.93	\$3.94	\$3.92	\$3.93	\$3.93	\$3.93	\$3.93	
	Notes :											
	Interim rates subject to true-up.											
	1 Geographically Deaveraged UNE Zones and applicable rates have been established for certain services, as shown in this Agreement. Where Geographically Deaveraged UNE Zones and applicable rates are established, Statewide rates are obsolete. Further, BellSouth is in the process of enhancing its billing systems in order to accommodate this Geographically Deaveraged UNE Zone Rate Structure. Until these enhancements are accomplished, estimated to be mid 2001, the UNE Zone 1 rate will be billed for all services residing in Zones 1, 2, 3 or 4, i.e., Rates for services residing in UNE Zones 2, 3 and UNE Zone 4, where applicable, will not be billed. Once billing enhancements are complete, all applicable UNE Zone rates reflected in this Agreement will be billed. Reference Internet Website http://www.interconnection.bellsouth.com/become_clec/docs/interconnection/deavuzns.pdf to view Geographically Deaveraged UNE Zone Designations by Central Office.											
	2 New EELs will only be available in the State of Georgia and in density Zone 1 of the following MSAs in the BellSouth Region:											
	Florida - Miami, Orlando, Ft. Lauderdale											
	Louisiana - New Orleans											
	N. Carolina - Greensboro, Charlotte											
	Tennessee - Nashville											
	3 Unapproved rates are subject to true up.											
	4 Add together the recurring rates of all the applicable network elements in order to obtain total monthly recurring rate.											
	* Examples:											
	- 2-wire VG Loop + Voice Grade Interface Card + DS1 Channelization System + DS1 Interoffice Channel											
	- DS1 Loop + DS1 Interface Card + DS3 Channelization System + DS3 Interoffice Channel											

BELLSOUTH/Xspedius RATES
 NETWORK ELEMENTS
 AND OTHER SERVICES
 ENHANCED EXTENDED LINKS

		New EEL rates are the sum of the individual UNE network elements (interoffice transport and loop [channelization if applicable].										
		- DS3 Local Channel + DS3 Interoffice Channel + DS3 Channelization System + DS1 Interface Card										
		5 The Ordinarily Combined in GA NRC applies to new combinations within the State of Georgia.										
		6 The "Switch As Is" NRC is a conversion charge. One SAI charge is applicable per circuit.										

DESCRIPTION	USOC	AL	FL	GA	KY	LA	MS	NC	SC	TN
Operational Support Systems										
Recovery of incremental OSS costs, per CLP, per month		NA	NA	NA	NA	NA	NA	\$305.00	NA	NA
RC - OSS OLEC Daily Usage File: Recording, Per Message		\$0.0002	\$0.008	\$0.0001275	\$0.0008611	\$0.00019	\$0.0001179	\$0.0003	\$0.0002862	\$0.008
RC - OSS OLEC Daily Usage File: Message Processing, Per Message		\$0.0033	\$0.004	\$0.0082548	\$0.0032357	\$0.0024	\$0.0032089	\$0.0032	\$0.0032344	\$0.004
RC - OSS OLEC Daily Usage File: Message Distribution, Per Magnetic Tape		\$55.19	\$54.95	\$28.85	\$55.68	\$47.3000	\$54.62	\$54.61	\$54.72	\$54.95
RC - OSS OLEC Daily Usage File: Data Transmission (CONNECT:DIRECT), Per		\$0.00004	\$0.001	\$0.0000434	\$0.0000365	\$0.0000300	\$0.0000354	\$0.00004	\$0.0000357	\$0.001
Access Daily Usage File (ADUF)										
RC - ADUF, Message Processing, per message		\$0.004	\$0.004	\$0.0136327	\$0.004	\$0.004	\$0.004	\$0.004	\$0.004	\$0.004
RC - ADUF, Message Distribution, per Magnetic Tape provisioned		NA	NA	NA	NA	NA	NA	NA	NA	NA
RC - ADUF, Data Transmission (CONNECT:DIRECT), per message		\$0.001	\$0.001	\$0.0000434	\$0.001	\$0.0000305	\$0.001	\$0.001	\$0.001	\$0.001
Enhanced Optional Daily Usage File (EODUF)										
Enhanced Optional Daily Usage File: Message Processing , Per Message		\$0.004	\$0.004	\$0.0034555	\$0.004	\$0.004	\$0.004	\$0.004	\$0.004	\$0.004
Enhanced Optional Daily Usage File: Message Processing, per magnetic tape		NA	NA	NA	NA	NA	NA	NA	NA	NA
Enhanced Optional Daily Usage File: Data Transmission (CONNECT:DIRECT), per		NA	NA	NA	NA	NA	NA	NA	NA	NA
SWA 8XX Toll Free Dialing Ten Digit Screening Service (Note 1)										
8XX Access Ten Digit Screening (all types), per call (Note 2)	N/A	\$0.0005	\$0.0006531	\$0.0004868	NA	\$0.0005305	\$0.0005321	\$0.00050	\$0.0005227	\$0.0005192
8XX Access Ten Digit Screening Svc. W/8XX No. Delivery										
per query	N/A	NA	NA	NA	\$0.0010	NA	NA	\$0.00365	NA	NA
for 8XX Numbers, with Optional Complex Features, per query	N/A	NA	NA	NA	\$0.0011	NA	NA	\$0.00431	NA	NA
8XX Access Ten Digit Screening Svc. W/POTS No. Delivery										
per query	N/A	NA	NA	NA	\$0.0010	NA	NA	\$0.00383	NA	NA
with Optional Complex Features, per query	N/A	NA	NA	NA	\$0.0011	NA	NA	\$0.00431	NA	NA
8XX Access Ten Digit Screening Svc. W/800 No. Delivery										
per message	N/A	NA	NA	NA	NA	NA	NA	NA	NA	NA
for 8XX Numbers, w/Optional Complex Features, per message	N/A	NA	NA	NA	NA	NA	NA	NA	NA	NA
8XX Access Ten Digit Screening Svc. W/POTS No. Delivery										
per message	N/A	NA	NA	NA	NA	NA	NA	NA	NA	NA
with Optional Complex Features, per message	N/A	NA	NA	NA	NA	NA	NA	NA	NA	NA
Reservation Charge per 8XX number reserved										
NRC - 1st	N8R1X	\$7.13	NA	\$6.57	\$10.05	\$6.29	\$8.46	\$7.05	\$6.38	\$30.00
NRC - Add'l	N8R1X	\$0.97	NA	\$0.76	\$1.19	\$0.73	\$0.96	\$0.96	\$0.9583	\$0.50
NRC - Incremental Charge - Manual Service Order - 1st	SOMAN	\$27.37	NA	\$18.94	NA	\$18.14	\$25.52	\$26.94	\$27.84	NA
NRC - Incremental Charge - Manual Service Order - Add'l	SOMAN	NA	NA	NA	NA	NA	NA	NA	NA	NA
Per 8XX # Established w/o POTS (w/8XX No.) Translations										
NRC - 1st	N/A	\$15.88	NA	\$12.81	\$30.59	\$12.27	\$17.04	\$23.82	\$22.63	\$67.50
NRC - Add'l	N/A	\$1.97	NA	\$1.45	\$3.22	\$1.39	\$1.93	\$2.73	\$2.73	\$1.50
NRC - Disconnect Charge - 1st	N/A	\$10.04	NA	NA	NA	\$8.30	\$11.32	NA	\$42.95	NA
NRC - Disconnect Charge - Add'l	N/A	\$0.97	NA	NA	NA	\$0.73	\$0.96	NA	NA	NA
NRC - Incremental Charge - Manual Service Order - 1st	SOMAN	\$27.37	NA	\$18.94	NA	\$18.14	\$25.52	\$41.35	NA	NA
NRC - Incremental Charge - Manual Service Order - Add'l	SOMAN	NA	NA	NA	NA	NA	NA	NA	NA	NA
NRC - Incremental Charge - Manual Service Order - Disconnect	SOMAN	\$17.75	NA	NA	NA	\$11.40	\$16.05	NA	NA	NA
Per 8XX # Established with POTS Translations										
NRC - 1st	N8FTX	\$15.88	NA	\$12.81	\$30.59	\$12.27	\$17.04	\$23.82	\$22.63	\$67.50
NRC - Add'l	N8FTX	\$1.97	NA	\$1.45	\$3.22	\$1.39	\$1.93	\$2.73	\$2.73	\$1.50
NRC - Disconnect Charge - 1st	N8FTX	\$10.04	NA	NA	NA	\$8.30	\$11.32	NA	\$42.95	NA
NRC - Disconnect Charge - Add'l	N8FTX	\$0.97	NA	NA	NA	\$0.73	\$0.96	NA	NA	NA
NRC - Incremental Charge - Manual Service Order - 1st	SOMAN	\$27.37	NA	\$18.94	NA	\$18.14	\$25.52	\$41.35	NA	NA
NRC - Incremental Charge - Manual Service Order - Add'l	SOMAN	NA	NA	NA	NA	NA	NA	NA	NA	NA
NRC - Incremental Charge - Manual Service Order - Disconnect	SOMAN	\$17.75	NA	NA	NA	\$11.40	\$16.05	NA	NA	NA
Customized Area of Service per 8XX Number										
NRC - 1st	N8FCX	\$5.69	NA	\$4.46	\$6.97	\$4.27	\$5.63	\$5.63	\$5.64	\$3.00
NRC - Add'l	N8FCX	\$2.85	NA	\$2.23	\$3.49	\$2.14	\$2.81	\$2.82	\$2.82	\$1.50
NRC - Incremental Charge - Manual Service Order - 1st	SOMAN	NA	NA	NA	NA	NA	NA	NA	NA	NA
NRC - Incremental Charge - Manual Service Order - Add'l	SOMAN	NA	NA	NA	NA	NA	NA	NA	NA	NA

BELLSOUTH/Xspedius RATES
NETWORK ELEMENTS
AND OTHER SERVICES
OSS/SWA 8XX/DATABASES

Attachment 2
Exhibit C
Rates - Page 2

DESCRIPTION	USOC	AL	FL	GA	KY	LA	MS	NC	SC	TN
Multiple Inter LATA Carrier Routing per Carrier Requested per 8XX #										
NRC - 1st	N8FMX	\$6.66	NA	\$5.22	\$8.16	\$5.00	\$6.59	\$6.59	\$6.60	\$3.50
NRC - Add'l	N8FMX	\$3.81	NA	\$2.99	\$4.67	\$2.86	\$3.77	\$3.77	\$3.78	\$2.00
NRC - Incremental Charge - Manual Service Order - 1st	SOMAN	NA	NA	NA	NA	NA	NA	NA	NA	NA
NRC - Incremental Charge - Manual Service Order - Add'l	SOMAN	NA	NA	NA	NA	NA	NA	NA	NA	NA
Change Charge per request										
NRC - 1st	N8FAX	\$8.10	NA	\$7.33	\$11.24	\$7.01	\$9.42	\$8.01	\$7.34	\$48.50
NRC - Add'l	N8FAX	\$0.97	NA	\$0.76	\$1.19	\$0.73	\$0.96	\$0.96	\$0.9583	\$0.50
NRC - Incremental Charge - Manual Service Order - 1st	SOMAN	\$27.37	NA	\$18.94	NA	\$18.14	\$25.52	\$26.94	\$27.84	NA
NRC - Incremental Charge - Manual Service Order - Add'l	SOMAN	NA	NA	NA	NA	NA	NA	NA	NA	NA
Call Handling and Destination Features										
NRC - 1st	N8FDX	\$5.69	NA	\$4.72	\$6.97	\$4.27	\$5.63	\$5.63	\$5.64	\$3.00
NRC - Add'l	N8FDX	NA	NA	\$4.46	\$6.97	\$4.27	\$5.63	NA	\$5.64	\$3.00
LINE INFORMATION DATABASE ACCESS (LIDB)										
LIDB Common Transport per query	OQT	\$0.00004	\$0.0003	\$0.0000338	\$0.00006	\$0.0000418	\$0.0000446	\$0.0003	\$0.0000442	\$0.0003
LIDB Validation per query	OQU	\$0.041003	\$0.041003	\$0.0105974	\$0.00938	\$0.0103774	\$0.0142132	\$0.013400	\$0.0141003	\$0.041003
LIDB Originating Point Code Establishment or Change - NRC	N/A	\$64.36	NA	\$50.30	\$107.60	\$48.17	\$63.63	\$91.00	\$61.62	NA
NRC - Incremental Charge - Electronic Service Order		NA	NA	NA	NA	NA	NA	\$62.26	NA	NA
NRC - Incremental Charge - Manual Service Order - 1st	SOMAN	\$25.93	NA	\$18.94	NA	\$18.14	\$25.52	\$26.94	\$27.84	\$91.00
NRC - Incremental Charge - Manual Service Order - Add'l	SOMAN	NA	NA	NA	NA	NA	NA	NA	\$27.84	NA
CCS7 SIGNALING TRANSPORT SERVICE										
CCS7 Signaling Connection, per link (A link) per month										
NRC		\$18.79	\$5.00	\$17.05	\$16.31	\$19.48	\$21.58	\$155.00	\$21.79	\$155.00
NRC - Disconnect		\$171.98	\$400.00	\$131.96	\$354.95	\$126.34	\$169.72	\$510.00	\$277.07	\$510.00
NRC - Incremental Charge - Manual Service Order	SOMAN	\$135.70	NA	NA	NA	\$101.10	\$134.08	NA	\$42.95	NA
NRC - Incremental Charge - Manual Service Order - Disconnect	SOMAN	\$25.93	NA	\$18.94	NA	\$18.14	\$25.52	NA	NA	NA
NRC - Incremental Charge - Manual Service Order - Disconnect	SOMAN	\$16.31	NA	NA	NA	\$11.40	\$16.05	NA	NA	NA
CCS7 Signaling Connection, per link (B link) (also known as D link) per month										
NRC		\$18.79	\$5.00	\$17.05	\$16.31	\$19.48	\$21.58	\$155.00	\$21.79	Not available
NRC - Disconnect		\$171.98	\$400.00	\$131.96	\$354.95	\$126.34	\$169.72	\$510.00	\$277.07	\$510.00
NRC - Incremental Charge - Manual Service Order	SOMAN	\$135.70	NA	NA	NA	\$101.10	\$134.08	NA	\$42.95	NA
NRC - Incremental Charge - Manual Service Order - Disconnect	SOMAN	\$25.93	NA	\$18.94	NA	\$18.14	\$25.52	NA	NA	NA
NRC - Incremental Charge - Manual Service Order - Disconnect	SOMAN	\$16.31	NA	NA	NA	\$11.40	\$16.05	NA	NA	NA
CCS7 Signaling Termination, per STP port per month		\$148.72	\$113.00	\$133.99	\$174.08	\$161.99	\$161.12	\$132.88	\$156.33	\$355.00
CCS7 Signaling Usage, per ISUP message		\$0.00004	\$0.00001	\$0.0000354	\$0.000037893	\$0.0000430	\$0.0000456	\$0.00004	\$0.0000452	\$0.000023
(applicable when measurement and billing capability exists.)										
CCS7 Signaling Usage, per TCAP message		\$0.0001	\$0.00004	\$0.0000870	\$0.000102042	\$0.0001052	\$0.0001115	\$0.00009	\$0.0001108	\$0.00005
(applicable when measurement and billing capability exists.)										
CCS7 Signaling Usage Surrogate, per link per LATA per mo (9)		\$376.12	\$64.00	\$340.67	\$329.98	\$406.71	\$406.53	\$338.98	\$396.55	\$395.00
CCS7 Signaling Point Code, Establishment or Change, per STP affected										
NRC		\$62.00	\$62.00	\$62.00	\$62.00	\$62.00	\$62.00	\$62.00	\$62.00	\$62.00
OPERATOR CALL PROCESSING										
Operator Provided Call Handling per min - Using BST LIDB	N/A	\$1.21	\$1.00	\$0.9680296	\$1.6016	\$0.91	\$1.19	\$1.20	\$1.21	NA
Call Completion Access Termination Charge per call attempt	N/A	\$0.08	NA	NA	NA	NA	NA	NA	\$0.08	NA
Operator Provided Call Handling per min - Using Foreign LIDB	N/A	\$1.25	\$1.00	\$1.02	\$1.6249	\$0.96	\$1.24	\$1.24	\$1.25	NA
Call Completion Access Termination Charge per call attempt	N/A	\$0.08	NA	NA	NA	NA	NA	NA	\$0.08	NA
Operator Provided Call Handling, per call	N/A	NA	NA	NA	NA	NA	NA	NA	NA	\$0.30
Fully Automated Call Handling per call - Using BST LIDB	N/A	\$0.11	\$0.10	\$0.0776409	\$0.0856	\$0.10	\$0.1072884	\$0.11	\$0.1115808	\$0.15
Fully Automated Call Handling per call - Using Foreign LIDB	N/A	\$0.13	\$0.10	\$0.0976984	\$0.1071	\$0.12	\$0.1253666	\$0.12	\$0.1293459	\$0.15
Professional recording of name (OCP alone)	USOD1	\$7,000.00	\$7,000.00	\$7,000.00	\$7,000.00	\$7,000.00	\$7,000.00	\$7,000.00	\$7,000.00	\$7,000.00
Professional recording of name (DA and OCP alone)	USOD1	\$7,000.00	\$7,000.00	\$7,000.00	\$7,000.00	\$7,000.00	\$7,000.00	\$7,000.00	\$7,000.00	\$7,000.00
DRAM or front-end loading, per TOPS switch	USOD2	\$250.00	\$250.00	\$250.00	\$250.00	\$250.00	\$250.00	\$250.00	\$250.00	\$250.00
AABS or back-end loading, per IVS	USOD2	\$225.00	\$225.00	\$225.00	\$225.00	\$225.00	\$225.00	\$225.00	\$225.00	\$225.00
EBAS or 0- automation loading, per NAV shelf	USOD2	\$270.00	\$270.00	\$270.00	\$270.00	\$270.00	\$270.00	\$270.00	\$270.00	\$270.00
Recording Charge per Branded Announcement - Disconnect - Initial	N/A	\$9.61	NA	NA	NA	NA	NA	NA	NA	NA

BELLSOUTH/Xpedius RATES
NETWORK ELEMENTS
AND OTHER SERVICES
OSS/SWA 8XX/DATABASES

Attachment 2
Exhibit C
Rates - Page 3

DESCRIPTION	USOC	AL	FL	GA	KY	LA	MS	NC	SC	TN
Recording Charge per Branded Announcement – Disconnect – Subsequent	N/A	\$9.61	NA	NA	NA	NA	NA	NA	NA	NA
INWARD OPERATOR SERVICES										
Verification, per minute	N/A	\$1.16	NA	\$0.921083	NA	\$0.86	\$1.14	\$1.15	\$1.15	NA
Verification and Emergency Interrupt, per minute	N/A	\$1.16	NA	\$0.921083	NA	\$0.86	\$1.14	\$1.15	\$1.15	NA
Verification, per call	VIL	NA	\$0.80	NA	\$1.00	NA	NA	\$0.54	NA	\$0.90
Verification and Emergency Interrupt, per call	N/A	NA	\$1.00	NA	\$1.111	NA	NA	\$0.65	NA	\$1.95
DIRECTORY ASSISTANCE SERVICES										
Directory Assist Call Completion Access Svc (DACC), per call attempt	N/A	\$0.10	\$0.10	\$0.10	\$0.10	\$0.10	\$0.10	\$0.062	\$0.10	\$0.10
Call Completion Access Term charge per completed call	N/A	NA	NA	NA	NA	NA	NA	NA	\$0.08	NA
Number Services Intercept per query	N/A	\$0.0235	\$0.01	\$0.0097497	\$0.0086	\$0.02	\$0.0188268	\$0.0110	\$0.0124036	\$0.15
Number Services Intercept per Intercept Query Update	N/A	NA	NA	NA	\$0.0055	NA	NA	NA	NA	NA
Directory Assistance Access Service Calls, per call	N/A	\$0.275	\$0.275	\$0.275	\$0.275	\$0.275	\$0.275	\$0.260000	\$0.275	\$0.275
Professional recording of name (DA alone)	N/A	\$3,000.00	\$3,000.00	\$3,000.00	\$3,000.00	\$3,000.00	\$3,000.00	\$3,000.00	\$3,000.00	\$3,000.00
Professional recording of name (DA and OCP alone)	N/A	\$7,000.00	\$7,000.00	\$7,000.00	\$7,000.00	\$7,000.00	\$7,000.00	\$7,000.00	\$7,000.00	\$7,000.00
DRAM or front-end loading, per TOPS switch	N/A	\$250.00	\$250.00	\$250.00	\$250.00	\$250.00	\$250.00	\$250.00	\$250.00	\$250.00
AABS or back-end loading, per IVS	N/A	\$225.00	\$225.00	\$225.00	\$225.00	\$225.00	\$225.00	\$225.00	\$225.00	\$225.00
EBAS or 0- automation loading, per NAV shelf	N/A	\$270.00	\$270.00	\$270.00	\$270.00	\$270.00	\$270.00	\$270.00	\$270.00	\$270.00
Recording Charge per Branded Announcement – Disconnect – Initial	N/A	\$9.61	NA	NA	NA	NA	NA	NA	NA	NA
Recording Charge per Branded Announcement – Disconnect – Subsequent	N/A	\$9.61	NA	NA	NA	NA	NA	NA	NA	NA
Directory Transport										
Directory Transport - Local Channel DS1, per month	N/A	\$35.52	\$43.64	\$38.36	\$36.32	\$43.83	\$38.91	\$35.68	\$37.20	\$133.81
NRC - 1st	N/A	\$503.57	\$242.45	\$356.15	\$637.46	\$339.69	\$494.83	\$534.48	\$534.81	\$868.97
NRC - Add'l	N/A	\$442.84	\$226.44	\$312.89	\$546.94	\$298.29	\$435.28	\$462.69	\$462.81	\$486.83
NRC - Disconnect Charge - 1st	N/A	\$46.28	NA	NA	NA	\$33.02	\$46.85	NA	NA	NA
NRC - Disconnect Charge - Add'l	N/A	\$32.18	NA	NA	NA	\$23.32	\$33.02	NA	NA	NA
NRC - Incremental Charge-Manual Svc Order - NRC - 1st	SOMAN	\$61.99	NA	\$44.22	NA	\$42.34	\$59.58	\$86.15	\$87.99	NA
NRC - Incremental Charge-Manual Svc Order - NRC - add'l	NA	NA	NA	NA	NA	NA	NA	\$1.77	NA	NA
NRC - Incremental Charge-Manual Svc Order - NRC-Disconnect	SOMAN	\$29.27	NA	NA	NA	\$19.48	\$27.41	NA	\$3.11	NA
Directory Transport - Dedicated DS1 Level Interoffice per mile per mo	N/A	\$0.6923	\$0.6013	\$0.4523	\$0.45	\$0.78	\$0.6598	\$0.5753	\$0.7598	\$23.00
Directory Transport - Dedicated DS1 Level Interoffice per facility termination per mo	N/A	\$79.69	\$99.79	\$78.47	\$55.05	\$93.40	\$74.40	\$71.29	\$94.98	\$90.00
NRC - 1st	N/A	\$198.15	\$45.91	\$147.07	\$298.18	\$140.49	\$196.28	\$217.17	\$216.27	\$100.49
NRC - Add'l	N/A	\$148.18	\$44.18	\$111.75	\$231.18	\$106.69	\$147.31	\$163.75	\$162.70	\$100.49
NRC - Disconnect Charge - 1st	N/A	\$25.44	NA	NA	NA	\$20.00	\$26.56	NA	NA	NA
NRC - Disconnect Charge - Add'l	N/A	\$20.42	NA	NA	NA	\$16.34	\$21.61	NA	NA	NA
NRC - Incremental Charge - Manual Service Order - 1st	SOMAN	\$27.37	NA	\$18.94	NA	\$18.14	\$25.52	\$38.07	\$39.63	NA
NRC - Incremental Charge - Manual Service Order - Add'l	SOMAN	\$27.37	NA	NA	NA	\$18.14	\$25.52	\$38.07	\$39.63	NA
NRC - Incremental Charge - Manual Service Order - Disconnect - 1st	SOMAN	\$12.97	NA	NA	NA	\$8.06	\$11.34	NA	NA	NA
NRC - Incremental Charge - Manual Service Order - Disconnect - Add'l	SOMAN	\$12.97	NA	NA	NA	\$8.06	\$11.34	NA	NA	NA
Switched Common Transport per DA Access Service per call	N/A	\$0.0003	\$0.0003	\$0.0002906	\$0.000175	\$0.0003274	\$0.0002997	\$0.00020	\$0.000327	NA
Switched Common Transport per DA Access Service per call per mile	N/A	\$0.00003	\$0.00001	\$0.0000186	\$0.000004	\$0.0000175	\$0.0000202	\$0.00003	\$0.0000303	NA
Access Tandem Switching per DA Access Service per call	N/A	\$0.0023	\$0.00055	\$0.0019152	\$0.000783	\$0.0025257	\$0.0023713	\$0.0021	\$0.0024809	NA
DA Interconnection, per DA Access Service Call	N/A	\$0.00269	NA	\$0.00269	NA	NA	NA	\$0.00	\$0.000269	NA
Directory Transport-Installation NRC, per trunk or signaling connection										
NRC - 1st	N/A	\$260.69	\$206.06	\$204.23	\$501.98	\$195.54	\$257.73	NA	\$407.81	NA
NRC - Add'l	N/A	\$5.95	\$4.71	\$4.42	\$13.32	\$4.23	\$5.85	NA	\$11.00	NA
NRC - Disconnect Charge - 1st	N/A	\$173.46	NA	NA	NA	NA	NA	NA	NA	NA
NRC - Disconnect Charge - Add'l	N/A	\$5.95	NA	NA	NA	NA	NA	NA	NA	NA
NRC - Incremental Charge - Manual Service Order - 1st	SOMAN	NA	NA	\$44.22	NA	\$130.05	\$171.49	NA	NA	NA
NRC - Incremental Charge - Manual Service Order - Add'l	SOMAN	NA	NA	NA	NA	\$4.23	\$5.85	NA	NA	NA
NRC - Manual Service Order - 1st	NA	NA	NA	NA	NA	NA	NA	\$407.53	NA	NA
NRC - Manual Service Order - Add'l	NA	NA	NA	NA	NA	NA	NA	\$10.98	NA	NA
Directory Assistance Database Service (DADS)										
Directory Assistance Database Service charge per listing	N/A	\$0.0446	\$0.001	\$0.0445	\$0.0193	\$0.0443	\$0.0447	\$0.04460	\$0.0444	NA

BELLSOUTH/Xspedius RATES
NETWORK ELEMENTS
AND OTHER SERVICES
OSS/SWA 8XX/DATABASES

Attachment 2
Exhibit C
Rates - Page 4

DESCRIPTION	USOC	AL	FL	GA	KY	LA	MS	NC	SC	TN
Directory Assistance Database Service, per month	DBSOF	\$128.55	\$100.00	\$95.50	\$120.76	\$90.54	\$126.17	\$126.26	\$127.23	NA
AIN (Note 4)										TBD
AIN, per message	CAM	NA	\$0.00004	NA	NA	NA	NA	NA	NA	NA
AIN - BellSouth AIN SMS Access Service	CAM								NA	NA
Service Establishment Charge, per state, initial set-up										
NRC	CAMSE	\$197.49	NA	\$90.25	NA	\$153.31	\$174.03	\$294.77	\$296.16	NA
NRC - Disconnect	CAMSE	\$114.22	NA	NA	NA	\$78.06	\$135.96	NA	NA	NA
Port Connection - Dial/Shared Access										
NRC	CAMDP	\$64.05	NA	\$29.66	NA	\$50.07	\$53.47	\$86.94	\$87.29	NA
NRC - Disconnect	CAMDP	\$27.04	NA	NA	NA	\$18.61	\$37.70	NA	NA	NA
Port Connection - ISDN Access										
NRC	CAM1P	\$64.05	NA	\$29.66	NA	\$50.07	\$53.47	\$86.94	\$87.29	NA
NRC - Disconnect	CAM1P	\$27.04	NA	NA	NA	\$18.61	\$37.70	NA	NA	NA
User ID Codes - per User ID Code										
NRC	CAMAU	\$141.84	NA	\$84.43	NA	\$104.95	\$129.83	\$200.83	\$202.08	NA
NRC - Disconnect	CAMAU	\$70.05	NA	NA	NA	\$48.95	\$79.91	NA	NA	NA
Security Card per User ID Code, initial or replacement										
NRC	CAMRC	\$142.13	NA	\$35.44	NA	\$125.33	\$131.54	\$172.05	\$172.26	NA
NRC - Disconnect	CAMRC	\$35.26	NA	NA	NA	\$24.40	\$45.77	NA	NA	NA
Storage, per unit (100Kb)	N/A	\$0.0026	NA	\$0.0023	NA	\$0.0029	\$0.0029	\$0.0023	\$0.0028	NA
Session per minute	N/A	\$0.0892	NA	\$0.0795604	NA	\$0.10	\$0.0975650	\$0.0791	\$0.0942966	NA
C0. Performed Session, per minute					NA	\$1.97	\$2.09	\$2.08	\$2.07	NA
AIN - BellSouth AIN Toolkit Service										
AIN, Service Creation Tools	CAMBP	NA	TBD	NA	NA	NA	NA	NA	NA	NA
Service Establishment Charge, per state, initial set-up										
NRC	BAPSC	\$192.69	NA	\$86.74	NA	\$153.25	\$169.31	\$290.05	\$291.41	NA
NRC - Disconnect	BAPSC	\$114.22	NA	NA	NA	\$78.05	\$135.96	NA	NA	NA
Training Session, per customer										
NRC	BAPVX	\$8,363.00	NA	\$8,348.00	NA	\$8,315.00	\$8,379.00	\$8,363.00	\$8,333.00	NA
NRC - Disconnect	BAPVX	NA	NA	NA	NA	NA	NA	NA	NA	NA
Trigger Access Charge, per trigger, per DN, Term. Attempt										
NRC	BAPTT	\$49.64	NA	\$19.13	NA	\$41.08	\$39.30	\$72.76	\$73.02	NA
NRC - Disconnect	BAPTT	\$27.04	NA	NA	NA	\$18.60	\$37.70	NA	NA	NA
Trigger Access Charge, per trigger per DN, Off-Hook Delay										
NRC	BAPTD	\$49.64	NA	\$114.80	NA	\$41.08	\$39.30	\$72.76	\$73.02	NA
NRC - Disconnect	BAPTD	\$27.04	NA	NA	NA	\$18.60	\$37.70	NA	NA	NA
Trigger Access Charge, per trigger, per DN, Off-Hook Immediate										
NRC	BAPTM	\$49.64	NA	\$19.13	NA	\$41.08	\$39.30	\$72.76	\$73.02	NA
NRC - Disconnect	BAPTM	\$27.04	NA	NA	NA	\$18.60	\$37.70	NA	NA	NA
Trigger Access Charge, per trigger, per DN, 10-Digit PODP										
NRC	BAPTO	\$117.98	NA	\$70.06	NA	\$92.99	\$106.90	\$149.95	\$150.25	NA
NRC - Disconnect	BAPTO	\$37.90	NA	NA	NA	\$26.73	\$48.44	NA	NA	NA
Trigger Access Charge, per trigger, per DN, CDP										
NRC	BAPTC	\$117.98	NA	\$70.06	NA	\$92.99	\$106.90	\$149.95	\$150.25	NA
NRC - Disconnect	BAPTC	\$37.90	NA	NA	NA	\$26.73	\$48.44	NA	NA	NA
Trigger Access Charge, per trigger, per DN, Feature Code										
NRC	BAPTF	\$117.98	NA	\$70.06	NA	\$92.99	\$106.90	\$149.95	\$150.25	NA
NRC - Disconnect	BAPTF	\$37.90	NA	NA	NA	\$26.73	\$48.44	NA	NA	NA
Query Charge, per query		\$0.024	NA	\$0.0209223	NA	\$0.03	\$0.0256138	\$0.02	\$0.0250662	NA
Type 1 Node Charge, per AIN Toolkit Subscription, per node, per query		\$0.006	NA	\$0.0053137	NA	\$0.0065	\$0.0065161	\$0.005	\$0.0062979	NA
SCP Storage Charge, per SMS Access Acct, per 100 Kb	N/A	\$1.63	NA	\$1.46	NA	\$1.79	\$1.79	\$1.45	\$1.73	NA
Monthly Report - per AIN Toolkit Service Subscription	BAPMS	\$16.00	NA	\$15.96	NA	\$15.89	\$16.01	\$15.98	\$15.93	NA
NRC	BAPMS	\$44.56	NA	\$22.64	NA	\$34.61	\$44.02	\$71.80	\$72.15	NA

BELLSOUTH/Xspedius RATES
 NETWORK ELEMENTS
 AND OTHER SERVICES
 OSS/SWA 8XX/DATABASES

DESCRIPTION	USOC	AL	FL	GA	KY	LA	MS	NC	SC	TN
NRC - Disconnect	BAPMS	\$31.84	NA	NA	NA	\$21.97	\$31.28	NA	NA	NA
Special Study - per AIN Toolkit Service Subscription	BAPLS	\$0.10	NA	\$0.0861109	NA	\$0.08	\$0.0810536	\$0.08	\$0.0872769	NA
NRC	BAPLS	\$47.74	NA	\$22.64	NA	\$37.77	\$47.21	\$47.20	\$47.35	NA
NRC - Disconnect	BAPLS	\$15.90	NA	NA	NA	NA	NA	NA	NA	NA
Call Event Report - per AIN Toolkit Service Subscription	BAPDS	\$15.90	NA	\$15.87	NA	\$15.81	\$15.93	\$15.90	\$15.84	NA
NRC	BAPDS	\$44.56	NA	\$22.64	NA	\$34.61	\$44.02	\$71.80	\$72.15	NA
NRC - Disconnect	BAPDS	\$31.84	NA	NA	NA	\$21.97	\$31.28	NA	NA	NA
Call Event special Study - per AIN Toolkit Service Subscription	BAPES	\$0.003	NA	\$0.0028704	NA	\$0.0026	\$0.0027018	\$0.003	\$0.0029092	NA
NRC	BAPES	\$47.74	NA	\$22.64	NA	\$37.77	\$47.21	\$47.20	\$47.35	NA
NRC - Disconnect	BAPES	\$15.90	NA	NA	NA	\$37.77	NA	NA	NA	NA
CALLING NAME (CNAM) QUERY SERVICE										
CNAM (Database Owner), Per Query	N/A	\$0.016	\$0.016	\$0.016	\$0.016	\$0.016	\$0.016	\$0.016	\$0.016	\$0.016
CNAM (Non-Database Owner), Per Query *	N/A	\$0.01	\$0.01	\$0.01	\$0.01	\$0.01	\$0.01	\$0.01	\$0.01	\$0.01
NRC, applicable when CLEC-1 uses the Character Based User Interface (CHUI)	N/A	\$595.00	\$595.00	\$595.00	\$595.00	\$595.00	\$595.00	\$595.00	\$595.00	\$595.00
* Volume and term arrangements are also available.										
SELECTIVE ROUTING (Note 5)										
Per Line or PBX Trunk, each		NA	NA	NA	\$10.00 (Interim)	NA	NA	NA	NA	TBD
NRC		NA	NA	NA	NA	NA	NA	NA	NA	TBD
Customized routing per unique line class code, per request, per switch										
NRC	USRCR	\$230.60	\$229.65	\$180.62	\$229.65	\$229.65	\$227.99	\$229.65	\$226.22	\$229.65
NRC - Incremental Charge - Manual Service Order		\$25.93	NA	\$18.94	NA	NA	\$25.52	NA	\$27.84	NA
VIRTUAL COLLOCATION										
2-wire Cross-Connect										
RC	UEAC2	\$0.28	\$0.524	\$0.30	\$0.31	\$0.26	\$0.3996	\$0.09	\$0.3648	\$0.30
NRC - 1st	UEAC2	\$30.76	\$11.57	\$12.60	\$54.21	\$23.04	\$30.93	\$41.78	\$41.50	\$19.20
NRC - Add'l	UEAC2	\$29.40	\$11.57	\$12.60	\$51.07	\$22.11	\$29.59	\$39.23	\$38.94	\$19.20
NRC - 1st - Manual Service Order		NA	NA	NA	NA	NA	NA	\$4.75	NA	NA
NRC - Add'l - Manual Service Order		NA	NA	NA	NA	NA	NA	\$4.75	NA	NA
NRC - Disconnect - 1st	UEAC2	\$12.75	NA	NA	NA	\$9.48	\$12.76	NA	NA	NA
NRC - Disconnect - Add'l	UEAC2	\$11.38	NA	NA	NA	\$8.54	\$11.43	NA	NA	NA
4-wire Cross-Connect										
RC	UEAC4	\$0.56	\$0.524	\$0.50	\$0.62	\$0.52	\$0.7992	\$0.18	\$0.7297	\$0.50
NRC - 1st	UEAC4	\$66.71	\$11.57	\$12.60	\$54.23	\$23.23	\$31.17	\$41.91	\$41.56	\$19.20
NRC - Add'l	UEAC4	\$50.43	\$11.57	\$12.60	\$50.96	\$22.24	\$29.77	\$39.25	\$38.90	\$19.20
NRC - 1st - Manual Service Order		NA	NA	NA	NA	NA	NA	\$4.73	NA	NA
NRC - Add'l - Manual Service Order		NA	NA	NA	NA	NA	NA	\$4.73	NA	NA
NRC - Disconnect - 1st	UEAC4	\$12.82	NA	NA	NA	\$9.53	\$12.83	NA	NA	NA
NRC - Disconnect - Add'l	UEAC4	\$11.39	NA	NA	NA	\$8.55	\$11.43	NA	NA	NA
2-fiber Cross-Connect										
RC	CNC2F	\$12.10	NA	\$15.64	\$15.64	\$19.13	\$15.64	\$15.99	\$15.06	\$15.64
NRC - 1st	CNC2F	\$55.46	NA	\$41.56	\$41.56	\$41.07	\$41.56	\$67.34	\$69.28	\$41.56
NRC - Add'l	CNC2F	\$39.18	NA	\$29.82	\$29.82	\$29.63	\$29.82	\$48.55	\$48.89	\$29.82
NRC - Disconnect - 1st	CNC2F	\$16.83	NA	NA	NA	\$12.84	\$12.96	NA	NA	NA
NRC - Disconnect - Add'l	CNC2F	\$13.27	NA	NA	NA	\$10.29	\$10.34	NA	NA	NA
4-fiber Cross-Connect										
RC	CNC4F	\$21.75	NA	\$28.11	\$28.11	\$34.38	\$28.11	\$28.74	\$27.08	\$28.11
NRC - 1st	CNC4F	\$66.71	NA	\$50.53	\$50.53	\$49.81	\$50.53	\$82.35	\$84.07	\$50.53
NRC - Add'l	CNC4F	\$50.43	NA	\$38.78	\$38.78	\$38.37	\$38.78	\$63.56	\$63.68	\$38.78
NRC - Disconnect - 1st	CNC4F	\$21.86	NA	NA	NA	\$16.75	\$16.97	NA	NA	NA
NRC - Disconnect - Add'l	CNC4F	\$18.31	NA	NA	NA	\$14.20	\$14.35	NA	NA	NA
DS1 Cross-Connects										
RC		NA	NA	NA	NA	NA	NA	\$0.97	NA	NA
NRC - 1st		NA	NA	NA	NA	NA	NA	\$71.02	NA	NA

BELLSOUTH/Xspedius RATES
 NETWORK ELEMENTS
 AND OTHER SERVICES
 OSS/SWA 8XX/DATABASES

DESCRIPTION		USOC	AL	FL	GA	KY	LA	MS	NC	SC	TN
	NRC - Add'l		NA	NA	NA	NA	NA	NA	\$51.08	NA	NA
	NRC - Manual Service Order - 1st		NA	NA	NA	NA	NA	NA	\$4.70	NA	NA
	NRC - Manual Service Order - Add'l		NA	NA	NA	NA	NA	NA	\$4.70	NA	NA
DS3 Cross-Connects											
	RC		NA	NA	NA	NA	NA	NA	\$12.33	NA	NA
	NRC - 1st		NA	NA	NA	NA	NA	NA	\$69.84	NA	NA
	NRC - Add'l		NA	NA	NA	NA	NA	NA	\$49.43	NA	NA
	NRC - Manual Service Order - 1st		NA	NA	NA	NA	NA	NA	\$4.70	NA	NA
	NRC - Manual Service Order - Add'l		NA	NA	NA	NA	NA	NA	\$4.70	NA	NA
If no rate is identified in the contract, the rate for the specific service or function will be as set forth in applicable BellSouth tariff or as negotiated by the parties upon request by either party.											
	Interim rates subject to true-up.										
1	BellSouth and CLEC shall negotiate rates for this offering. If agreement is not reached within sixty (60) days of the Effective Date, either party may petition the Florida PSC to settle the disputed charge or charges. (FL)										
2	This rate element is for those states w/o separate rates for 800 calls with 800 No. Delivery vs. POTS No. Delivery and calls with Optional Complex Features vs. w/o Optional Complex Features.										
3	This charge is only applicable where signaling usage measurement or billing capability does not exist.										
4	Prices for AIN to be determined upon development of mediation device. (TN)										
5	Price for Line Class Codes for Selective Routing shall be determined by the TRA. (TN)										

**Amendment to the Interconnection Agreement
By and Between BellSouth Telecommunications, Inc.
And Xspedius Corp. (TSP00184-A)
Dated January 1, 2000**

This Agreement refers to the Interconnection Agreement (“the Agreement”) entered into by Xspedius Corp. (“Xspedius”) and BellSouth Telecommunications, Inc. (“BellSouth”) effective January 1, 2000. This Amendment (“Amendment”) is made by and between Xspedius and BellSouth and shall be deemed effective on the date executed by Xspedius and BellSouth.

NOW THEREFORE, in consideration of the mutual provisions contained herein and other good and valuable consideration, the receipt and sufficiency of which are hereby acknowledged, Xspedius and BellSouth (individually, a “Party” and collectively, the “Parties”) hereby covenant and agree as follows:

1. The Parties hereby mutually agree to amend the agreement between Parties to add Exhibit A, attached, to the General Terms and Conditions of the agreement between Parties effective on January 1, 2000.
2. All of the other provisions of the Interconnection Agreement, effective on January 1, 2000, shall remain unchanged and in full force and effect.
3. Either or both of the Parties are authorized to submit this Amendment to the appropriate State Public Service Commissions or other Regulatory Agencies for approval subject to Section 252 (e) of the Federal Telecommunications Act of 1996.

IN WITNESS WHEREOF, the Parties hereto have caused this Amendment to be executed by their respective duly authorized representatives on the date indicated below.

Xspedius Corp.

Signature on File

Signature
Thomas G. Henning

Name
Secretary

Title
4/2/2001

Date

BellSouth Telecommunications, Inc.

Signature on File

Signature
C. W. Boltz

Name
Managing Director

Title
4/4/2001

Date

SCHEDULE OF XSPEDIUS CORP. OPERATING AFFILIATES

LEC Unwired L.L.C. (AL, FL, GA, KY, LA, MS, NC, SC, TN)

FIFTH AMENDMENT TO
INTERCONNECTION AGREEMENT BETWEEN
BELLSOUTH TELECOMMUNICATIONS, INC.
AND Xspedius Corp.
DATED 01/1/2000

This Agreement (the "Amendment") is made and entered into as of 06/19/2001 between BellSouth Telecommunications, Inc. ("BellSouth") a Georgia corporation, and Xspedius Corp. ("Xspedius") a Louisiana corporation.

WHEREAS, The Parties desire to amend that certain Interconnection Agreement between BellSouth and Xspedius dated 01/1/2000 (the "Interconnection Agreement") in order to incorporate rates established by the Tennessee Regulatory Authority ("TRA") in Docket Number 00-00544, on September 26, 2000 and November 7, 2000;

NOW THEREFORE, in consideration of the mutual provisions contained herein and other good and valuable consideration, the receipt and sufficiency of which are hereby acknowledged, BellSouth and Xspedius hereby covenant and agree as follows:

1. Those interim rates established by the TRA in Docket No. 00-00544 for certain Unbundled Network Elements in Tennessee are as set forth in Exhibit 1-TN-Int attached hereto and incorporated herein by this reference.

2. To the extent that any rate element set forth in Exhibit 1-TN-Int corresponds to a rate element set forth in the Interconnection Agreement, such rate element in the Interconnection Agreement is hereby deleted and replaced with the corresponding rate element in Exhibit 1-TN-Int. These rates shall be subject to retroactive true-up once permanent rates for such products and services have been established by the TRA.

3. To the extent that the existing Interconnection Agreement does not contain terms and conditions for such products and services, then prior to Xspedius's ordering any such elements pursuant to this Amendment, Xspedius and BellSouth shall amend the existing Interconnection Agreement to incorporate such terms and conditions.

4. Any rate element in the Interconnection Agreement that is not expressly replaced by the rates set forth in Exhibit 1-TN-Int as described in paragraphs 2 and 3 above shall remain in full force and effect in accordance with the terms of the Interconnection Agreement.

5. The Parties agree that all of the other provisions of the Interconnection Agreement, dated 01/1/2000, shall remain in full force and effect.

6. The Parties further agree that either or both of the Parties is authorized to submit this Amendment to the Tennessee Regulatory Authority or other regulatory body having jurisdiction over the subject matter of this Amendment, for approval subject to Section 252(e) of the federal Telecommunications Act of 1996.

IN WITNESS WHEREOF, the parties hereto have caused this Amendment to be executed by their respective duly authorized representatives on the data indicated below.

BellSouth Telecommunications, Inc.

Xspedius Corp.

By: Signature on File

By: Signature on File

Title: Managing Director

Title: President

Date: 6/15/2001

Date: 6/19/2001

**Unbundled Network Elements
TENNESSEE
Xspedius**

	UNBUNDLED NETWORK ELEMENT	Interim or Permanent	Zone	BCS	USOC	RATES				OSS RATES								
						Nonrecurring		Nonrecurring Disconnect		Svc Order Submitted Elec per LSR	Svc Order Submitted Manually per LSR	Incremental Charge - Manual Svc Order vs. Electronic-1st	Incremental Charge - Manual Svc Order vs. Electronic-	Incremental Charge - Manual Svc Order vs. Electronic-	Incremental Charge - Manual Svc Order vs. Electronic-			
						Rec	First	Add'l	First							Add'l		
						SOMECEC	SOMAN	SOMAN	SOMAN	SOMAN	SOMAN							
LOOP MODIFICATION																		
	Unbundled Loop Modification - Load Coil / Equipment Removal per 2 Wire pair - short	I		UAL, UHL, UCL	ULM2L		\$65.40						\$20.35	\$10.54				
	Unbundled Loop Modification - Load Coil / Equipment Removal per 2 Wire pair - long	I		UAL, UHL, UCL	ULM2G		\$710.71	\$23.77					\$20.35	\$10.54				
	Unbundled Loop Modification - Load Coil / Equipment Removal per 4 Wire pair - short	I		UAL, UHL, UCL	ULM4L		\$65.40						\$20.35	\$10.54				
	Unbundled Loop Modification - Load Coil / Equipment Removal per 4 Wire pair - long	I		UAL, UHL, UCL	ULM4G		\$710.71	\$23.77					\$20.35	\$10.54				
	Unbundled Loop Modification - Bridged Tap Removal, per pair unloaded	I		UAL, UHL, UCL	ULMBT		\$65.44						\$20.35	\$10.54				
SUB-LOOPS																		
Sub-Loop Distribution																		
	Sub-Loop - Per Building Equipment Room - CLEC Feeder Facility Set-Up	I		UEANL	USBSC		\$313.01						\$20.35	\$10.54	\$13.32			
	Sub-Loop - Per Building Equipment Room - Per 25 Pair Panel Set Up	I		UEANL	USBSD		\$108.06	\$108.06					\$20.35	\$10.54	\$13.32			
	Sub-Loop 2-Wire Intrabuilding Network Cable (INC)	I		UEANL	USBR2	\$1.35	\$94.56	\$29.35					\$20.35	\$10.54	\$13.32			
	Sub-Loop 4-Wire Intrabuilding Network Cable (INC)	I		UEANL	USBR4	\$2.26	\$116.14	\$37.10					\$20.35	\$10.54	\$13.32			
Unbundled Network Terminating Wire (UNTW)																		
	Unbundled Network Terminating Wire (UNTW) per Pair	I		UENTW	UENPP	\$0.4555	\$2.48	\$2.48										
LOOP MAKE-UP																		
	LMU - Preordering Without Reservation, per working facility queried (Manual).	I			UMKLW		\$100.00	\$100.00										
	LMU - Preordering Without Reservation, per spare facility queried (Manual)	I			UMKLW		\$100.00	\$100.00										
	LMU - Preordering With Reservation, per spare facility queried (Manual)	I			UMKLP		\$100.00	\$100.00										
	LMU - Preordering Without Reservation, per working facility queried (Mechanized)	I					\$0.6888	\$0.6888										
	LMU - Preordering Without Reservation, per spare facility queried (Mechanized)	I					\$0.6888	\$0.6888										
	LMU - Preordering With Reservation, per spare facility queried (Mechanized)	I					\$0.6888	\$0.6888										
	Note: Max number of spare facilities per manual LMUSI is 3. Max number of spare facilities per mechanized LMUSI is 10.																	
LINE SHARING																		
Line Sharing Splitter																		
	Line Sharing Splitter, per System 96 Line Capacity	I			ULSDA	\$100.00	\$150.00	\$0.00	\$150.00	\$0.00			\$20.35	\$10.54	\$13.32			
	Line Sharing Splitter, per System 24 Line Capacity	I			ULSDB	\$25.00	\$150.00	\$0.00	\$150.00	\$0.00			\$20.35	\$10.54	\$13.32			
	Line Sharing Splitter - per Line Activation **	I			ULSDC	\$0.61	\$40.00	\$21.39					\$20.35	\$10.54	\$13.32			
	Line Sharing Splitter - per Subsequent Activity per Line Rearrangement	I			ULSDS		\$30.00	\$15.00					\$20.35	\$10.54	\$13.32			
UNBUNDLED EXCHANGE ACCESS LOOP																		
	2 Wire ADSL compatible loop including manual service inquiry and facility reservation																	
	2 Wire ADSL compatible loop including manual service inquiry and facility reservation - Zone 1		1	UAL	UAL2X	\$ 13.82	\$ 270.01	\$ 234.63	\$ 74.54	\$ 39.14			\$ 20.35	\$ 10.54	\$ 13.32			
	2 Wire ADSL compatible loop including manual service inquiry and facility reservation - Zone 2		2	UAL	UAL2X	\$ 18.05												

**Unbundled Network Elements
TENNESSEE
Xspedius**

UNBUNDLED NETWORK ELEMENT	Interim or Permanent	Zone	BCS	USOC	RATES					OSS RATES								
					Rec	Nonrecurring		Nonrecurring Disconnect		Svc Order Submitted Elec per LSR	Svc Order Submitted Manually per LSR	incremental Charge - Manual Svc Order vs. Electronic-1st	incremental Charge - Manual Svc Order vs. Electronic-	incremental Charge - Manual Svc Order vs. Electronic-	incremental Charge - Manual Svc Order vs. Electronic-			
						First	Add'l	First	Add'l									
						SOMECS	SOMAN	SOMAN	SOMAN							SOMAN	SOMAN	
2 Wire ADSL compatible loopincluding manual service inquiry and facility reservation - Zone 3		3	UAL	UAL2X	\$ 23.60													
Order Coordination-Time Specific, per LSR			UAL	OCOSL		\$ 34.29												
2 Wire ADSL compatible loopwithout manual service inquiry and facility reservation																		
2 Wire ADSL compatible loopwithout manual service inquiry and facility reservation - Zone 1	I*	1	UAL	UAL2W	\$ 13.82	\$ 31.99	\$ 20.02	\$ 10.65	\$ 1.41			\$ 20.35	\$ 10.54	\$ 13.32				
2 Wire ADSL compatible loopwithout manual service inquiry and facility reservation - Zone 2	I*	2	UAL	UAL2W	\$ 18.05													
2 Wire ADSL compatible loopwithout manual service inquiry and facility reservation - Zone 3	I*	3	UAL	UAL2W	\$ 23.60													
Order Coordination-Time Specific, per LSR			UAL	OCOSL		\$ 34.29												
2 Wire HDSL compatible loopincluding manual service inquiry and facility reservation																		
2 Wire HDSL compatible loopincluding manual service inquiry and facility reservation - Zone 1		1	UHL	UHL2X	\$ 10.83	\$ 270.01	\$ 234.63	\$ 74.54	\$ 39.14			\$ 20.35	\$ 10.54	\$ 13.32				
2 Wire HDSL compatible loopincluding manual service inquiry and facility reservation - Zone 2		2	UHL	UHL2X	\$ 14.15													
2 Wire HDSL compatible loopincluding manual service inquiry and facility reservation - Zone 3		3	UHL	UHL2X	\$ 18.50													
Order Coordination-Time Specific, per LSR			UHL	OCOSL		\$ 34.29												
2 Wire HDSL compatible loopwithout manual service inquiry and facility reservation																		
2 Wire HDSL compatible loopwithout manual service inquiry and facility reservation - Zone 1	I*	1	UHL	UHL2W	\$ 10.83	\$ 31.99	\$ 20.02	\$ 10.65	\$ 1.41			\$ 20.35	\$ 10.54	\$ 13.32				
2 Wire HDSL compatible loopwithout manual service inquiry and facility reservation - Zone 2	I*	2	UHL	UHL2W	\$ 14.15													
2 Wire HDSL compatible loopwithout manual service inquiry and facility reservation - Zone 3	I*	3	UHL	UHL2W	\$ 18.50													
Order Coordination-Time Specific, per LSR			UHL	OCOSL		\$ 34.29												
4 Wire HDSL compatible loopincluding manual service inquiry and facility reservation																		
4 Wire HDSL compatible loopincluding manual service inquiry and facility reservation - Zone 1		1	UHL	UHL4X	\$ 13.93	\$ 279.60	\$ 244.22	\$ 74.54	\$ 39.14			\$ 20.35	\$ 10.54	\$ 13.32				
4 Wire HDSL compatible loopincluding manual service inquiry and facility reservation - Zone 2		2	UHL	UHL4X	\$ 18.20													
4 Wire HDSL compatible loopincluding manual service inquiry and facility reservation - Zone 3		3	UHL	UHL4X	\$ 23.80													
Order Coordination-Time Specific, per LSR			UHL	OCOSL		\$ 34.29												
4 Wire HDSL compatible loopwithout manual service inquiry and facility reservation																		
4 Wire HDSL compatible loopwithout manual service inquiry and facility reservation - Zone 1	I*	1	UHL	UHL4W	\$ 13.93	\$ 31.99	\$ 20.02	\$ 10.65	\$ 1.41			\$ 20.35	\$ 10.54	\$ 13.32				
4 Wire HDSL compatible loopwithout manual service inquiry and facility reservation - Zone 2	I*	2	UHL	UHL4W	\$ 18.20													
4 Wire HDSL compatible loopwithout manual service inquiry and facility reservation - Zone 3	I*	3	UHL	UHL4W	\$ 23.80													
Order Coordination-Time Specific, per LSR			UHL	OCOSL		\$ 34.29												
2 Wire UCL/Short including manual service inquiry and facility reservation																		

**Unbundled Network Elements
TENNESSEE
Xspedius**

UNBUNDLED NETWORK ELEMENT	Interim or Permanent	Zone	BCS	USOC	RATES					OSS RATES					
					Rec	Nonrecurring		Nonrecurring Disconnect		Svc Order Submitted Elec per LSR SOMECS	Svc Order Submitted Manually per LSR SOMAN	Incremental Charge - Manual Svc Order vs. Electronic-1st SOMAN	Incremental Charge - Manual Svc Order vs. Electronic- SOMAN	Incremental Charge - Manual Svc Order vs. Electronic- SOMAN	Incremental Charge - Manual Svc Order vs. Electronic- SOMAN
						First	Add'l	First	Add'l						
2 Wire UCL/Short <u>including</u> manual service inquiry and facility reservation - Statewide	I	sw	UCL	UCLPB	\$ 12.16	\$ 131.99	\$ 120.02	\$ 10.65	\$ 1.41			\$ 20.35	\$ 10.54	\$ 13.32	
Order Coordination for UCL, per loop			UCL	UCLMC		\$ 36.52									
2 Wire UCL/Short <u>without</u> manual service inquiry and facility reservation															
2 Wire UCL/Short <u>without</u> manual service inquiry and facility reservation - Statewide	I	sw	UCL	UCLPW	\$ 12.16	\$ 31.99	\$ 20.02	\$ 10.65	\$ 1.41			\$ 20.35	\$ 10.54	\$ 13.32	
Order Coordination for UCL, per loop			UCL	UCLMC		\$ 36.52									
2 Wire UCL/Long <u>including</u> manual service inquiry and facility reservation															
2 Wire UCL/Long <u>including</u> manual service inquiry and facility reservation - Statewide	I	sw	UCL	UCL2L	\$ 12.16	\$ 131.99	\$ 120.02	\$ 10.65	\$ 1.41			\$ 20.35	\$ 10.54	\$ 13.32	
Order Coordination for UCL, per loop			UCL	UCLMC		\$ 36.52									
2 Wire UCL/Long <u>without</u> manual service inquiry and facility reservation															
2 Wire UCL/Long <u>without</u> manual service inquiry and facility reservation - Statewide	I	sw	UCL	UCL2W	\$ 12.16	\$ 31.99	\$ 20.02	\$ 10.65	\$ 1.41			\$ 20.35	\$ 10.54	\$ 13.32	
Order Coordination for UCL, per loop			UCL	UCLMC		\$ 36.52									
4 Wire UCL/Short <u>including</u> manual service inquiry and facility reservation															
4 Wire UCL/Short <u>including</u> manual service inquiry and facility reservation - Statewide	I	sw	UCL	UCL4S	\$ 12.16	\$ 131.99	\$ 120.02	\$ 10.65	\$ 1.41			\$ 20.35	\$ 10.54	\$ 13.32	
Order Coordination for UCL, per loop			UCL	UCLMC		\$ 36.52									
4 Wire UCL/Short <u>without</u> manual service inquiry and facility reservation															
4 Wire UCL/Short <u>without</u> manual service inquiry and facility reservation - Statewide	I	sw	UCL	UCL4W	\$ 12.16	\$ 31.99	\$ 20.02	\$ 10.65	\$ 1.41			\$ 20.35	\$ 10.54	\$ 13.32	
Order Coordination for UCL, per loop			UCL	UCLMC		\$ 36.52									
4 Wire UCL/Long <u>including</u> manual service inquiry and facility reservation															
4 Wire UCL/Long <u>including</u> manual service inquiry and facility reservation - Statewide	I	sw	UCL	UCL4L	\$ 12.16	\$ 131.99	\$ 120.02	\$ 10.65	\$ 1.41			\$ 20.35	\$ 10.54	\$ 13.32	
Order Coordination for UCL, per loop			UCL	UCLMC		\$ 36.52									
4 Wire UCL/Long <u>without</u> manual service inquiry and facility reservation															
4 Wire UCL/Long <u>without</u> manual service inquiry and facility reservation - Statewide	I	sw	UCL	UCL4O	\$ 12.16	\$ 31.99	\$ 20.02	\$ 10.65	\$ 1.41			\$ 20.35	\$ 10.54	\$ 13.32	
Order Coordination for UCL, per loop			UCL	UCLMC		\$ 36.52									
I Pursuant to the Tennessee Regulatory Authority's orders in Docket No. 00-00544, the Recurring, the Non-Recurring 1st, Non-Recurring Add'l, Disconnect 1st, and Disconnect Add'l rates are interim rates subject to true-up once permanent rates are established by the Authority.															
I* Pursuant to the Tennessee Regulatory Authority's orders in Docket No. 00-00544, the Non-Recurring 1st, Non-Recurring Add'l, Disconnect 1st, and Disconnect Add'l rates are interim rates subject to true-up once permanent rates are established by the Authority.															
Note: Interim rates are subject to retroactive true-up.															
** Recurring rate for Line Sharing Splitter per Line Activation is as a result of a regional settlement for that rate element.															

Fourth AMENDMENT TO
INTERCONNECTION AGREEMENT BETWEEN
BELLSOUTH TELECOMMUNICATIONS, INC.
AND Xspedius Corp.
DATED 01/1/2000

This Agreement (the "Amendment") is made and entered into between BellSouth Telecommunications, Inc. ("BellSouth") a Georgia corporation, and Xspedius Corp. ("Xspedius") a Delaware corporation.

WHEREAS, The Parties desire to amend that certain Interconnection Agreement between BellSouth and Xspedius dated 01/01/2000 (the "Interconnection Agreement") in order to incorporate rates established by the Tennessee Regulatory Authority ("TRA") in Docket Number 97-01262, on December 19, 2000, as amended by BellSouth's corrected submissions of January 31, 2001 and February 12, 2001;

NOW THEREFORE, in consideration of the mutual provisions contained herein and other good and valuable consideration, the receipt and sufficiency of which are hereby acknowledged, BellSouth and Xspedius hereby covenant and agree as follows:

1. Those permanent rates established by the TRA in Docket No. 97-01262 for certain Unbundled Network Elements and Local Interconnection in Tennessee are as set forth in Exhibit 1-TN attached hereto and incorporated herein by this reference.

2. To the extent that any product or service set forth in Exhibit 2-TN corresponds to a product or service set forth in the Interconnection Agreement, all rate elements and rates associated with such product or service in the Interconnection Agreement are hereby deleted and replaced with the corresponding rates and rate elements in Exhibit 1-TN.

3. Any rate element and rate for products or services in the Interconnection Agreement that is not expressly replaced by the rates and rate elements set forth in Exhibit 1-TN as described in paragraph 2 above shall remain in full force and effect in accordance with the terms of the Interconnection Agreement.

4. To the extent Xspedius and BellSouth have not previously negotiated terms and conditions corresponding to any rate element set forth in Exhibit 1-TN, then any Order for such element shall be provisioned in accordance to the terms and conditions set forth in the Competitive Local Exchange Carrier Tariff for the State of Tennessee, incorporated herein by this reference.

5. The Parties agree that all of the other provisions of the Interconnection Agreement, dated 1/1/2000, shall remain in full force and effect.

6. The Parties further agree that either or both of the Parties is authorized to submit this Amendment to the Tennessee Regulatory Authority or other regulatory body having jurisdiction over the subject matter of this Amendment, for approval subject to Section 252(e) of the federal Telecommunications Act of 1996.

This Amendment is made effective upon the date that it is signed by both Parties.

IN WITNESS WHEREOF, the parties hereto have caused this Amendment to be executed by their respective duly authorized representatives on the data indicated below.

BellSouth Telecommunications, Inc.

Xspedius Corp.

By: Signature On File

By: Signature on File

Title: Managing Director

Title: President

Date: 06/15/2001

Date: 06/19/2001

**ODUF/EODUF
Tennessee
Xspedius**

UNBUNDLED NETWORK ELEMENT	UNBUNDLED NETWORK ELEMENT AS STATED IN DOCKET 97-01262	Not in TRA Docket 97-01262	Zone	BCS	USOC	RATES				OSS RATES								
						Rec	Nonrecurring		Disconnect		Svc Order Submitted Elec per LSR	Svc Order Submitted Manually per LSR	Incremental Charge - Manual Svc Order vs. Electronic-1st	Incremental Charge - Manual Svc Order vs. Electronic-Add'l	Incremental Charge - Manual Svc Order vs. Electronic-Disc 1st			
							First	Add'l	First	Add'l								
							SOME	SOMAN	SOMAN	SOMAN						SOMAN		
ODUF/EDOUF/CMD5/CNAM-Resale																		
OPTIONAL DAILY USAGE FILE (ODUF)																		
ODUF: Recording, per message	OSS OLEC Daily Usage File Recording per message				N/A	\$0.0000044												
ODUF: Message Processing, per message	OSS OLEC Daily Usage File Message Distribution per message				N/A	\$0.0027366												
ODUF: Message Processing, per Magnetic Tape provisioned	OSS OLEC Daily Usage File Message Distribution per magnetic tape provisioned				N/A	\$52.75												
ODUF: Data Transmission (CONNECT:DIRECT), per message	OSS OLEC Daily Usage File Data Transmission (Connect: Direct), per message				N/A	\$0.0000339												

Unbundled Network Elements
TENNESSEE

UNBUNDLED NETWORK ELEMENT	UNBUNDLED NETWORK ELEMENT AS STATED IN DOCKET 97-01262	Not in TRA Docket 97-01262	Zone	BCS	USOC	RATES					OSS RATES					
						Nonrecurring			Disconnect		Svc Order Submitted Elec per LSR	Svc Order Submitted Manually per LSR	Incremental Charge - Manual Svc Order vs. Electronic-1st	Incremental Charge - Manual Svc Order vs. Electronic-Add'l	Incremental Charge - Manual Svc Order vs. Electronic-Disc 1st	Incremental Charge - Manual Svc Order vs. Electronic-Disc Add'l
						Rec	First	Add'l	First	Add'l						
						SOMECS	SOMAN	SOMAN	SOMAN	SOMAN						
The "Zone" shown in the section for stand-alone loops or loops as part of a combination refer to Geographically Deaveraged UNE Zones. To view Geographically Deaveraged UNE Zone Designations by Central Office, refer to Internet Website: http://www.interconnection.bellsouth.com/become_a_clec/html/interconnection/htm .																
UNBUNDLED EXCHANGE ACCESS LOOP																
2-WIRE ANALOG VOICE GRADE LOOP																
2-Wire Analog Voice Grade Loop - Service Level 1- Zone 1	2-Wire Analog Voice Grade Loop - Service Level 1 - Zone 1		1	UEANL	UEAL2	\$13.19	\$31.99	\$20.02	\$10.65	\$1.41		\$20.35	\$10.54	\$13.32		
2-Wire Analog Voice Grade Loop - Service Level 1- Zone 2	2-Wire Analog Voice Grade Loop - Service Level 1 - Zone 2		2	UEANL	UEAL2	\$17.23	\$31.99	\$20.02	\$10.65	\$1.41		\$20.35	\$10.54	\$13.32		
2-Wire Analog Voice Grade Loop - Service Level 1- Zone 3	2-Wire Analog Voice Grade Loop - Service Level 1 - Zone 3		3	UEANL	UEAL2	\$22.53	\$31.99	\$20.02	\$10.65	\$1.41		\$20.35	\$10.54	\$13.32		
Manual Order Coordination for UVL-SL1s (per loop)*	2-WAVGL - SL1 - Manual Order Coordination			UEANL	UEAMC		\$36.52	\$36.52	\$9.18	\$9.18						
Order Coordination for Specified Conversion Time for UVL-SL1 (per LSR) *	2-WAVGL - SL1 - Order Coordination for Specified Conversion Time			UEANL	OCOSL		\$34.29	\$34.29								
2-Wire Analog Voice Grade Loop - Service Level 2 w/Loop or Ground Start Signaling - Zone 1	2-Wire Analog Voice Grade Loop - Service Level 2 - Zone 1		1	UEA	UEAL2	\$16.56	\$75.06	\$48.20	\$28.70	\$17.64		\$20.35	\$10.54	\$13.32		
2-Wire Analog Voice Grade Loop - Service Level 2 w/Loop or Ground Start Signaling - Zone 2	2-Wire Analog Voice Grade Loop - Service Level 2 - Zone 2		2	UEA	UEAL2	\$21.63	\$75.06	\$48.20	\$28.70	\$17.64		\$20.35	\$10.54	\$13.32		
2-Wire Analog Voice Grade Loop - Service Level 2 w/Loop or Ground Start Signaling - Zone 3	2-Wire Analog Voice Grade Loop - Service Level 2 - Zone 3		3	UEA	UEAL2	\$28.28	\$75.06	\$48.20	\$28.70	\$17.64		\$20.35	\$10.54	\$13.32		
Order Coordination for Specified Conversion Time (per LSR)	2-WAVGL - SL2 - Order Coordination for Specified Conversion Time			UEA	OCOSL		\$34.29	\$34.29								
2-Wire Analog Voice Grade Loop - Service Level 2 w/Reverse Battery Signaling - Zone 1	2-Wire Analog Voice Grade Loop - Service Level 2 - Zone 1		1	UEA	UEAR2	\$16.56	\$75.06	\$48.20	\$28.70	\$17.64		\$20.35	\$10.54	\$13.32		
2-Wire Analog Voice Grade Loop - Service Level 2 w/Reverse Battery Signaling - Zone 2	2-Wire Analog Voice Grade Loop - Service Level 2 - Zone 2		2	UEA	UEAR2	\$21.63	\$75.06	\$48.20	\$28.70	\$17.64		\$20.35	\$10.54	\$13.32		
2-Wire Analog Voice Grade Loop - Service Level 2 w/Reverse Battery Signaling - Zone 3	2-Wire Analog Voice Grade Loop - Service Level 2 - Zone 3		3	UEA	UEAR2	\$28.28	\$75.06	\$48.20	\$28.70	\$17.64		\$20.35	\$10.54	\$13.32		
Order Coordination for Specified Conversion Time (per LSR)	2-WAVGL - SL2 - Order Coordination for Specified Conversion Time			UEA	OCOSL		\$34.29	\$34.29								
4-WIRE ANALOG VOICE GRADE LOOP																
4-Wire Analog Voice Grade Loop - Zone 1	4-Wire Analog Voice Grade Loop - Zone 1		1	UEA	UEAL4	\$24.70	\$122.76	\$85.57	\$76.35	\$39.16		\$20.35	\$10.54	\$13.32		
4-Wire Analog Voice Grade Loop - Zone 2	4-Wire Analog Voice Grade Loop - Zone 2		2	UEA	UEAL4	\$32.25	\$122.76	\$85.57	\$76.35	\$39.16		\$20.35	\$10.54	\$13.32		
4-Wire Analog Voice Grade Loop - Zone 3	4-Wire Analog Voice Grade Loop - Zone 3		3	UEA	UEAL4	\$42.17	\$122.76	\$85.57	\$76.35	\$39.16		\$20.35	\$10.54	\$13.32		
Order Coordination for Specified Conversion Time (per LSR)	4-Wire AVGL - Order Coordination for Specified Conversion Time			UEA	OCOSL		\$34.29	\$34.29								
2-WIRE ISDN DIGITAL GRADE LOOP																
2-Wire ISDN Digital Grade Loop - Zone 1	2-Wire ISDN Digital Grade Loop - Zone 1		1	UDN	U1L2X	\$22.00	\$142.76	\$88.88	\$76.35	\$39.16		\$20.35	\$10.54	\$13.32		

Unbundled Network Elements
TENNESSEE

UNBUNDLED NETWORK ELEMENT	UNBUNDLED NETWORK ELEMENT AS STATED IN DOCKET 97-01262	Not in TRA Docket 97-01262	Zone	BCS	USOC	RATES					OSS RATES					
						Nonrecurring		Disconnect			Svc Order Submitted Elec per LSR	Svc Order Submitted Manually per LSR	Incremental Charge - Manual Svc Order vs. Electronic-1st	Incremental Charge - Manual Svc Order vs. Electronic-Add'l	Incremental Charge - Manual Svc Order vs. Electronic-Disc 1st	Incremental Charge - Manual Svc Order vs. Electronic-Disc Add'l
						Rec	First	Add'l	First	Add'l						
						SOMECS	SOMAN	SOMAN	SOMAN	SOMAN	SOMAN					
2-Wire ISDN Digital Grade Loop - Zone 2	2-Wire ISDN Digital Grade Loop - Zone 2		2	UDN	U1L2X	\$29.02	\$142.76	\$88.88	\$76.35	\$39.16			\$20.35	\$10.54	\$13.32	
2-Wire ISDN Digital Grade Loop - Zone 3	2-Wire ISDN Digital Grade Loop - Zone 3		3	UDN	U1L2X	\$37.95	\$142.76	\$88.88	\$76.35	\$39.16			\$20.35	\$10.54	\$13.32	
Order Coordination For Specified Conversion Time (per LSR)	Order Coordination for Specified Conversion Time			UDN	OCOSL		\$34.29	\$34.29								
2-WIRE ASYMMETRICAL DIGITAL SUBSCRIBER LINE (ADSL) COMPATIBLE LOOP																
2-Wire ADSL Compatible Loop including Man Svc Inquiry and Facility Reservation - Zone 1	2-Wire ADSL Compatible Loop - Zone 1		1	UAL	UAL2X	\$13.82	\$270.01	\$234.63	\$74.54	\$39.14			\$20.35	\$10.54	\$13.32	
2-Wire ADSL Compatible Loop including Man Svc Inquiry and Facility Reservation - Zone 2	2-Wire ADSL Compatible Loop - Zone 2		2	UAL	UAL2X	\$18.05	\$270.01	\$234.63	\$74.54	\$39.14			\$20.35	\$10.54	\$13.32	
2-Wire ADSL Compatible Loop including Man Svc Inquiry and Facility Reservation - Zone 3	2-Wire ADSL Compatible Loop - Zone 3		3	UAL	UAL2X	\$23.60	\$270.01	\$234.63	\$74.54	\$39.14			\$20.35	\$10.54	\$13.32	
Order Coordination for Specified Conversion Time	Order Coordination for Specified Conversion Time			UAL	OCOSL		\$34.29	\$34.29								
2-WIRE HIGH BIT RATE DIGITAL SUBSCRIBER LINE (HDSL) COMPATIBLE LOOP																
2-Wire HDSL Compatible Loop including manual service inquiry and facility reservation - Zone 1	2-Wire High Bit Rate DSL Compatible Loop - Zone 1		1	UHL	UHL2X	\$10.83	\$270.01	\$234.63	\$74.54	\$39.14			\$20.35	\$10.54	\$13.32	
2-Wire HDSL Compatible Loop including manual service inquiry and facility reservation - Zone 2	2-Wire High Bit Rate DSL Compatible Loop - Zone 2		2	UHL	UHL2X	\$14.15	\$270.01	\$234.63	\$74.54	\$39.14			\$20.35	\$10.54	\$13.32	
2-Wire HDSL Compatible Loop including manual service inquiry and facility reservation - Zone 3	2-Wire High Bit Rate DSL Compatible Loop - Zone 3		3	UHL	UHL2X	\$18.50	\$270.01	\$234.63	\$74.54	\$39.14			\$20.35	\$10.54	\$13.32	
Order Coordination for Specified Conversion Time	Coordination for Specified Conversion Time			UHL	OCOSL		\$34.29	\$34.29								
4-WIRE HIGH BIT RATE DIGITAL SUBSCRIBER LINE (HDSL) COMPATIBLE LOOP																
4-Wire HDSL Compatible Loop including manual service inquiry and facility reservation - Zone 1	4-Wire HDSL Compatible Loop - Zone 1		1	UHL	UHL4X	\$13.93	\$279.60	\$244.22	\$74.54	\$39.14			\$20.35	\$10.54	\$13.32	
4-Wire HDSL Compatible Loop including manual service inquiry and facility reservation - Zone 2	4-Wire HDSL Compatible Loop - Zone 2		2	UHL	UHL4X	\$18.20	\$279.60	\$244.22	\$74.54	\$39.14			\$20.35	\$10.54	\$13.32	
4-Wire HDSL Compatible Loop including manual service inquiry and facility reservation - Zone 3	4-Wire HDSL Compatible Loop - Zone 3		3	UHL	UHL4X	\$23.80	\$279.60	\$244.22	\$74.54	\$39.14			\$20.35	\$10.54	\$13.32	
Order Coordination for Specified Conversion Time	Coordination for Specified Conversion Time			UHL	OCOSL		\$34.29	\$34.29								
4-WIRE DS1 DIGITAL LOOP																
4-Wire DS1 Digital Loop - Zone 1	4-Wire DS1 Digital Loop - Zone 1		1	USL	USLXX	\$57.73	\$313.08	\$219.72	\$96.86	\$40.45			\$18.98	\$8.43	\$11.95	
4-Wire DS1 Digital Loop - Zone 2	4-Wire DS1 Digital Loop - Zone 2		2	USL	USLXX	\$75.40	\$313.08	\$219.72	\$96.86	\$40.45			\$18.98	\$8.43	\$11.95	
4-Wire DS1 Digital Loop - Zone 3	4-Wire DS1 Digital Loop - Zone 3		3	USL	USLXX	\$98.59	\$313.08	\$219.72	\$96.86	\$40.45			\$18.98	\$8.43	\$11.95	

Unbundled Network Elements
TENNESSEE

UNBUNDLED NETWORK ELEMENT	UNBUNDLED NETWORK ELEMENT AS STATED IN DOCKET 97-01262	Not in TRA Docket 97-01262	Zone	BCS	USOC	RATES					OSS RATES					
						Nonrecurring		Disconnect			Svc Order Submitted Elec per LSR	Svc Order Submitted Manually per LSR	Incremental Charge - Manual Svc Order vs. Electronic-1st	Incremental Charge - Manual Svc Order vs. Electronic-Add'l	Incremental Charge - Manual Svc Order vs. Electronic-Disc 1st	Incremental Charge - Manual Svc Order vs. Electronic-Disc Add'l
						Rec	First	Add'l	First	Add'l						
						SOMECS	SOMAN	SOMAN	SOMAN	SOMAN	SOMAN					
Order Coordination for Specified Conversion Time	4-Wire DS1 Loop - Order Coordination for Specified Conversion Time			USL	OCOSL		\$34.59	\$34.59								
4-WIRE 56 OR 64 Kbps DIGITAL GRADE LOOP																
4-Wire 56 Kbps Digital Grade Loop - Zone 1	4-Wire 56 or 64 Kbps Digital Grade Loop - Zone 1		1	UDL	UDL56	\$31.10	\$207.01	\$141.38	\$90.70	\$44.18		\$20.35	\$10.54	\$13.32		
4-Wire 56 Kbps Digital Grade Loop - Zone 2	4-Wire 56 or 64 Kbps Digital Grade Loop - Zone 2		2	UDL	UDL56	\$40.61	\$207.01	\$141.38	\$90.70	\$44.18		\$20.35	\$10.54	\$13.32		
4-Wire 56 Kbps Digital Grade Loop - Zone 3	4-Wire 56 or 64 Kbps Digital Grade Loop - Zone 3		3	UDL	UDL56	\$53.11	\$207.01	\$141.38	\$90.70	\$44.18		\$20.35	\$10.54	\$13.32		
Order Coordination for Specified Conversion Time	4-Wire 56/64 kbps Dig. GL - Order Coordination for Specified Conversion Time			UDL	OCOSL		\$34.29	\$34.29								
4-Wire 64 Kbps Digital Grade Loop - Zone 1	4-Wire 56 or 64 Kbps Digital Grade Loop - Zone 1		1	UDL	UDL64	\$31.10	\$207.01	\$141.38	\$90.70	\$44.18		\$20.35	\$10.54	\$13.32		
4-Wire 64 Kbps Digital Grade Loop - Zone 2	4-Wire 56 or 64 Kbps Digital Grade Loop - Zone 2		2	UDL	UDL64	\$40.61	\$207.01	\$141.38	\$90.70	\$44.18		\$20.35	\$10.54	\$13.32		
4-Wire 64 Kbps Digital Grade Loop - Zone 3	4-Wire 56 or 64 Kbps Digital Grade Loop - Zone 3		3	UDL	UDL64	\$53.11	\$207.01	\$141.38	\$90.70	\$44.18		\$20.35	\$10.54	\$13.32		
Order Coordination for Specified Conversion Time	4-Wire 56/64 kbps Dig. GL - Order Coordination for Specified Conversion Time			UDL	OCOSL		\$34.29	\$34.29								
SUB-LOOPS																
Sub-Loop Distribution																
Sub-Loop - Per Cross Box Location - CLEC Feeder Facility Set-Up		*		UEANL	USBSA		\$517.25	\$517.25				\$20.35	\$10.54	\$13.32		
Sub-Loop - Per Cross Box Location - Per 25 Pair Panel Set-Up		*		UEANL	USBSB		\$42.68	\$42.68				\$20.35	\$10.54	\$13.32		
Sub-Loop Distribution Per 2-Wire Analog Voice Grade Loop - Statewide	Loop Distribution - per 2-WAVGL		sw	UEANL	USBN2	\$10.02	\$148.84	\$112.34	\$73.14	\$36.65		\$20.35	\$10.54	\$13.32		
Sub-Loop Distribution - Order Coordination per sub-loop pair		*		UEANL	USBMC		\$36.52									
Sub-Loop Distribution - Order Coordination for Specified Time Conversion, per LSR	Sub-Loop Distribution - Order Coordination for Specified Conversion Time			UEANL	OCOSL		\$34.29									
Sub-Loop Feeder																
DS0 Set-up per Cross Box location - CLEC Distribution Facility set-up (for access to Feeder)		*		UEA, UDN, UCL, UDL	USBFW		\$517.25	\$517.25				\$20.35	\$10.54	\$13.32		
DS0 Set-up per Cross Box location - per 25 pair panel set-up (for access to Feeder)		*		UEA, UDN, UCL, UDL	USBFX		\$42.68	\$42.68				\$20.35	\$10.54	\$13.32		
Sub-Loop Feeder- Per 2-Wire Analog Voice Grade Ground-Start Loop - Statewide	Loop Feeder per 2-WAVGL		sw	UEA	USBFA	\$12.05	\$122.24	\$85.05	\$76.35	\$39.16		\$20.35	\$10.54	\$13.32		
Sub-Loop Feeder- Per 2-Wire Analog Voice Grade Loop-Start Loop - Statewide	Loop Feeder per 2-WAVGL		sw	UEA	USBFB	\$12.05	\$122.24	\$85.05	\$76.35	\$39.16		\$20.35	\$10.54	\$13.32		
Sub-Loop Feeder - Per 2-Wire Analog Voice Grade Reverse Battery Loop - Statewide	Loop Feeder per 2-WAVGL		sw	UEA	USBFC	\$12.05	\$122.24	\$85.05	\$76.35	\$39.16		\$20.35	\$10.54	\$13.32		
Sub-Loop Feeder - Order Coordination for Specified Conversion Time, per LSR	Sub-Loop Feeder - Order Coordination for Specified Conversion Time			UEA	OCOSL		\$34.29									

Unbundled Network Elements
TENNESSEE

UNBUNDLED NETWORK ELEMENT	UNBUNDLED NETWORK ELEMENT AS STATED IN DOCKET 97-01262	Not in TRA Docket 97-01262	Zone	BCS	USOC	RATES					OSS RATES					
						Nonrecurring		Disconnect			Svc Order Submitted Elec per LSR	Svc Order Submitted Manually per LSR	Incremental Charge - Manual Svc Order vs. Electronic-1st	Incremental Charge - Manual Svc Order vs. Electronic-Add'l	Incremental Charge - Manual Svc Order vs. Electronic-Disc 1st	Incremental Charge - Manual Svc Order vs. Electronic-Disc Add'l
						Rec	First	Add'l	First	Add'l						
						SOMECE	SOMAN	SOMAN	SOMAN	SOMAN	SOMAN					
Network Interface Device (NID)																
Network Interface Device Cross Connect	NID per 2-Wire Loop			UENTW	UNDC2	\$1.15	\$0.74				\$3.50		\$19.99	\$19.99	\$19.99	\$19.99
Network Interface Device Cross Connect	NID per 4-Wire Loop			UENTW	UNDC4	\$1.27	\$0.74				\$3.50		\$19.99	\$19.99	\$19.99	\$19.99
UNBUNDLED LOOP CONCENTRATION																
Loop Channelization System	Loop Channelization system - DLC (Inside CO)			ULC	ULCCS	\$307.07	\$307.34	\$74.37	\$4.18		\$3.50		\$20.35	\$10.54	\$13.32	
CO Channel Interface - 2-Wire Voice Grade	CO Channel Interface - 2-Wire Voice Grade			ULC	ULCC2	\$1.20	\$9.57	\$9.52	\$8.66	\$8.60	\$3.50		\$20.35	\$10.54	\$13.32	
Unbundled Loop Concentration - Channel Interface-2 Wire Voice-Loop Start or Ground Start	CO Channel Interface - 2-Wire Voice Grade			UEA	ULCC2	\$1.20	\$9.57	\$9.52	\$8.66	\$8.60	\$3.50		\$20.35	\$10.54	\$13.32	
UNBUNDLED SUB-LOOP CONCENTRATION (OUTSIDE CO)																
Loop Concentration - Channelization System (Outside CO)	Loop Concentration - Channelization System (Outside CO)			TBD	UCT8A	\$328.28	\$651.09	\$283.42	\$207.92	\$50.94	\$3.50		\$20.35	\$10.54	\$13.32	
Remote Channel Interface - 2-Wire Voice Grade Loop	Loop Concentration - Remote Channel Interface - 2-WAVGL (Outside CO)			TBD	ULCC2	\$0.88	\$9.43	\$9.40	\$4.71	\$4.70	\$3.50		\$20.35	\$10.54	\$13.32	
Loop Concentration - Remote terminal Cabinet (Outside CO)	Loop Concentration - Remote Terminal Cabinet (Outside CO)				ICB						\$3.50					
Channel Interface - 2 Wire Voice-Loop Start or Ground Start	Loop Concentration - Remote Channel Interface - 2-WAVGL (Outside CO)			TBD	ULCC2	\$0.88	\$9.43	\$9.40	\$4.71	\$4.70	\$3.50		\$20.35	\$10.54	\$13.32	
UNBUNDLED LOCAL EXCHANGE SWITCHING(PORTS)																
Exchange Ports																
Exchange Ports - 2-Wire Analog Line Port- Res.	Exchange Ports - 2-Wire Analog Line Port (Res./Bus.)			UEPSR	UEPRL	\$1.89	\$9.93	\$9.19	\$3.66	\$2.92			\$20.35	\$10.54	\$13.32	\$1.40
Note: Although the Port rate includes all available vertical features in TN, the desired feature(s) will need to be ordered.)																
Exchange Ports - 2-Wire Analog Line Port with Caller ID - Res.	Exchange Ports - 2-Wire Analog Line Port (Res./Bus.)			UEPSR	UEPRC	\$1.89	\$9.93	\$9.19	\$3.66	\$2.92			\$20.35	\$10.54	\$13.32	\$1.40
Exchange Ports - 2-Wire Analog Line Port outgoing only - Res.	Exchange Ports - 2-Wire Analog Line Port (Res./Bus.)			UEPSR	UEPRO	\$1.89	\$9.93	\$9.19	\$3.66	\$2.92			\$20.35	\$10.54	\$13.32	\$1.40
Exchange Ports - 2-Wire VG unbundled TN extended local dialing parity Port with Caller ID - Res.	Exchange Ports - 2-Wire Analog Line Port (Res./Bus.)			UEPSR	UEPAQ	\$1.89	\$9.93	\$9.19	\$3.66	\$2.92			\$20.35	\$10.54	\$13.32	\$1.40
Exchange Ports - 2-Wire VG unbundled Tennessee Area Calling port with Caller ID - Res (F2R)	Exchange Ports - 2-Wire Analog Line Port (Res./Bus.)			UEPSR	UEPAK	\$1.89	\$9.93	\$9.19	\$3.66	\$2.92			\$20.35	\$10.54	\$13.32	\$1.40
Exchange Ports - 2-Wire VG unbundled Tennessee Area Calling port with Caller ID - Res (TACER)	Exchange Ports - 2-Wire Analog Line Port (Res./Bus.)			UEPSR	UEPAL	\$1.89	\$9.93	\$9.19	\$3.66	\$2.92			\$20.35	\$10.54	\$13.32	\$1.40
Exchange Ports - 2-Wire VG unbundled Tennessee Area Calling port with Caller ID - Res (TACSR)	Exchange Ports - 2-Wire Analog Line Port (Res./Bus.)			UEPSR	UEPAM	\$1.89	\$9.93	\$9.19	\$3.66	\$2.92			\$20.35	\$10.54	\$13.32	\$1.40
Exchange Ports - 2-Wire VG unbundled Tennessee Area Calling port with Caller ID - Res (1MF2X)	Exchange Ports - 2-Wire Analog Line Port (Res./Bus.)			UEPSR	UEPAN	\$1.89	\$9.93	\$9.19	\$3.66	\$2.92			\$20.35	\$10.54	\$13.32	\$1.40

Unbundled Network Elements
TENNESSEE

UNBUNDLED NETWORK ELEMENT	UNBUNDLED NETWORK ELEMENT AS STATED IN DOCKET 97-01262	Not in TRA Docket 97-01262	Zone	BCS	USOC	RATES					OSS RATES					
						Nonrecurring		Disconnect			Svc Order Submitted Elec per LSR	Svc Order Submitted Manually per LSR	Incremental Charge - Manual Svc Order vs. Electronic-1st	Incremental Charge - Manual Svc Order vs. Electronic-Add'l	Incremental Charge - Manual Svc Order vs. Electronic-Disc 1st	Incremental Charge - Manual Svc Order vs. Electronic-Disc Add'l
						Rec	First	Add'l	First	Add'l						
						SOMEC	SOMAN	SOMAN	SOMAN	SOMAN	SOMAN					
Exchange Ports - 2-Wire VG unbundled Tennessee Area Calling port with Caller ID - Res (2MR)	Exchange Ports - 2-Wire Analog Line Port (Res./Bus.)			UEPSR	UEPAO	\$1.89	\$9.93	\$9.19	\$3.66	\$2.92			\$20.35	\$10.54	\$13.32	\$1.40
Exchange Ports - 2-Wire VG unbundled res, low usage line port with Caller ID (LUM)	Exchange Ports - 2-Wire Analog Line Port (Res./Bus.)			UEPSR	UEPAP	\$1.89	\$9.93	\$9.19	\$3.66	\$2.92			\$20.35	\$10.54	\$13.32	\$1.40
Subsequent Activity		*		UEPSR	USASC		\$10.00	\$10.00								
All Available Vertical Features	[Exchange Ports includes all Applicable Features.]			UEPSR	UEPVF	\$0.00	\$0.00	\$0.00								
Exchange Ports - 2-Wire Analog Line Port without Caller ID - Bus	Exchange Ports - 2-Wire Analog Line Port (Res./Bus.)			UEPSB	UEPBL	\$1.89	\$9.93	\$9.19	\$3.66	\$2.92			\$20.35	\$10.54	\$13.32	\$1.40
Exchange Ports - 2-Wire VG unbundled Line Port with unbundled port with Caller+E484 ID - Bus.	Exchange Ports - 2-Wire Analog Line Port (Res./Bus.)			UEPSB	UEPBC	\$1.89	\$9.93	\$9.19	\$3.66	\$2.92			\$20.35	\$10.54	\$13.32	\$1.40
Exchange Ports - 2-Wire Analog Line Port outgoing only - Bus.	Exchange Ports - 2-Wire Analog Line Port (Res./Bus.)			UEPSB	UEPBO	\$1.89	\$9.93	\$9.19	\$3.66	\$2.92			\$20.35	\$10.54	\$13.32	\$1.40
Exchange Ports - 2-Wire VG unbundled TN extended local dialing parity port with Caller ID - Bus.	Exchange Ports - 2-Wire Analog Line Port (Res./Bus.)			UEPSB	UEPAV	\$1.89	\$9.93	\$9.19	\$3.66	\$2.92			\$20.35	\$10.54	\$13.32	\$1.40
Exchange Ports - 2-Wire VG unbundled incoming only port with Caller ID - Bus	Exchange Ports - 2-Wire Analog Line Port (Res./Bus.)			UEPSB	UEPB1	\$1.89	\$9.93	\$9.19	\$3.66	\$2.92			\$20.35	\$10.54	\$13.32	\$1.40
Exchange Ports - 2-Wire VG unbundled TN Bus 2-Way Area Calling Port Economy Option - Bus (TACC1)	Exchange Ports - 2-Wire Analog Line Port (Res./Bus.)			UEPSB	UEPAC	\$1.89	\$9.93	\$9.19	\$3.66	\$2.92			\$20.35	\$10.54	\$13.32	\$1.40
Exchange Ports - 2-Wire VG unbundled TN Bus 2-Way Area Calling Port Standard Option - Bus (TACC2)	Exchange Ports - 2-Wire Analog Line Port (Res./Bus.)			UEPSB	UEPAD	\$1.89	\$9.93	\$9.19	\$3.66	\$2.92			\$20.35	\$10.54	\$13.32	\$1.40
Exchange Ports-2-Wire VG unbundled TN Bus 2-Way Collierville & Memphis Local Calling Port-Bus (B2F)	Exchange Ports - 2-Wire Analog Line Port (Res./Bus.)			UEPSB	UEPAE	\$1.89	\$9.93	\$9.19	\$3.66	\$2.92			\$20.35	\$10.54	\$13.32	\$1.40
Subsequent Activity		*		UEPSB	USASC		\$10.00	\$10.00								
All Available Vertical Features	[Exchange Ports includes all Applicable Features.]			UEPSB	UEPVF	\$0.00	\$0.00	\$0.00								
Exchange Ports - 4-Wire Analog Voice Grade Port	Exchange Ports - 4-Wire Analog Voice Grade Port				UEP4A	\$8.27	\$9.93	\$9.19	\$3.66	\$2.92			\$20.35	\$10.54	\$13.32	\$1.40
Subsequent Activity		*			USASC		\$10.00	\$10.00								
All Available Vertical Features	[Exchange Ports includes all Applicable Features.]				UEPVF	\$0.00	\$0.00	\$0.00								
Exchange Ports - 2-Wire DID Port	Exchange Ports - 2-Wire DID Port			UEPEX	UEPP2	\$8.97	\$47.75	\$47.01	\$9.21	\$8.47			\$20.35	\$10.54	\$13.32	\$1.40
Subsequent Activity		*		UEPEX	USASC		\$10.00	\$10.00								
All Available Vertical Features	[Exchange Ports includes all Applicable Features.]			UEPEX	UEPVF	\$0.00	\$0.00	\$0.00								
Exchange Ports - DDITS Port - 4-Wire DS1 Port with DID capability	Exchange Ports - 4-Wire DID Port			UEPDD	UEPDD	\$35.74	\$75.93	\$38.15	\$8.77	\$8.04			\$20.35	\$10.54	\$13.32	\$1.40
Subsequent Activity		*		UEPDD	USACP		\$10.00	\$10.00								
Exchange Ports - 2-Wire ISDN Port (See Notes below.)	Exchange Ports - 2-Wire ISDN Port			U1PMA	U1PMA	\$16.26	\$30.23	\$29.49	\$4.10	\$4.10			\$41.43	\$42.17	\$9.80	\$9.80
Subsequent Activity		*		UEPDD	USASC		\$10.00	\$10.00								
All Available Vertical Features	[Exchange Ports includes all Applicable Features.]			UEPDD	UEPVF	\$0.00	\$0.00	\$0.00								
NOTE: Transmission/usage charges associated with POTS circuit switched usage will also apply to circuit switched voice and/or circuit switched data transmission by B-Channels associated with 2-wire ISDN ports.																

Unbundled Network Elements
TENNESSEE

UNBUNDLED NETWORK ELEMENT	UNBUNDLED NETWORK ELEMENT AS STATED IN DOCKET 97-01262	Not in TRA Docket 97-01262	Zone	BCS	USOC	RATES					OSS RATES					
						Nonrecurring		Nonrecurring			Svc Order Submitted Elec per LSR	Svc Order Submitted Manually per LSR	Incremental Charge - Manual Svc Order vs. Electronic-1st	Incremental Charge - Manual Svc Order vs. Electronic-Add'l	Incremental Charge - Manual Svc Order vs. Electronic-Disc 1st	Incremental Charge - Manual Svc Order vs. Electronic-Disc Add'l
						Rec	First	Add'l	First	Add'l						
						Nonrecurring		Disconnect								
NOTE: Access to B Channel or D Channel Packet capabilities will be available only through BFR/New Business Request Process. Rates for the packet capabilities will be determined via the Bona Fide Request/New Business Request																
Exchange Ports - 2-Wire ISDN Port -- Channel Profiles		*			U1UMA	\$0.00	\$0.00	\$0.00								
Exchange Ports - 4-Wire ISDN DS1 Port	Exchange Ports - 4-Wire ISDN DS1 Port			UEPEX	UEPEX	\$75.04	\$148.66	\$147.18	\$38.46	\$36.98		\$40.69	\$42.17	\$9.07	\$10.54	
2-Wire VG Unbundled 2-Way PBX Trunk - Res	Exchange Ports - 2-Wire Analog Line Port (PBX)			UEPSE	UEPRD	\$1.79	\$9.93	\$9.19	\$3.66	\$2.92		\$20.35	\$10.54	\$13.32	\$1.40	
2-Wire VG Line Side Unbundled 2-Way PBX Trunk - Bus	Exchange Ports - 2-Wire Analog Line Port (PBX)			UEPSP	UEPPC	\$1.79	\$9.93	\$9.19	\$3.66	\$2.92		\$20.35	\$10.54	\$13.32	\$1.40	
2-Wire VG Line Side Unbundled Outwarc PBX Trunk - Bus	Exchange Ports - 2-Wire Analog Line Port (PBX)			UEPSP	UEPPO	\$1.79	\$9.93	\$9.19	\$3.66	\$2.92		\$20.35	\$10.54	\$13.32	\$1.40	
2-Wire VG Line Side Unbundled Incoming PBX Trunk - Bus	Exchange Ports - 2-Wire Analog Line Port (PBX)			UEPSP	UEPP1	\$1.79	\$9.93	\$9.19	\$3.66	\$2.92		\$20.35	\$10.54	\$13.32	\$1.40	
2-Wire Analog Long Distance Terminal PBX Trunk - Bus	Exchange Ports - 2-Wire Analog Line Port (PBX)			UEPSP	UEPLD	\$1.79	\$9.93	\$9.19	\$3.66	\$2.92		\$20.35	\$10.54	\$13.32	\$1.40	
2-Wire Analog TN 2-Way Calling Plan PBX Trunk - Bus	Exchange Ports - 2-Wire Analog Line Port (PBX)			UEPSP	UEPT2	\$1.79	\$9.93	\$9.19	\$3.66	\$2.92		\$20.35	\$10.54	\$13.32	\$1.40	
2-Wire TN Outward Calling Plan PBX Trunk Bus	Exchange Ports - 2-Wire Analog Line Port (PBX)			UEPSP	UEPTO	\$1.79	\$9.93	\$9.19	\$3.66	\$2.92		\$20.35	\$10.54	\$13.32	\$1.40	
2-Wire Voice Unbundled PBX LD Terminal Ports	Exchange Ports - 2-Wire Analog Line Port (PBX)			UEPSP	UEPLD	\$1.79	\$9.93	\$9.19	\$3.66	\$2.92		\$20.35	\$10.54	\$13.32	\$1.40	
2-Wire Voice Unbundled 2-Way PBX Tennessee Calling Port	Exchange Ports - 2-Wire Analog Line Port (PBX)			UEPSP	UEPT2	\$1.79	\$9.93	\$9.19	\$3.66	\$2.92		\$20.35	\$10.54	\$13.32	\$1.40	
2-Wire Voice Unbundled 1-Way Outgoing PBX Tennessee Calling Port	Exchange Ports - 2-Wire Analog Line Port (PBX)			UEPSP	UEPTO	\$1.79	\$9.93	\$9.19	\$3.66	\$2.92		\$20.35	\$10.54	\$13.32	\$1.40	
2-Wire Voice Unbundled 2-Way PBX Usage Port	Exchange Ports - 2-Wire Analog Line Port (PBX)			UEPSP	UEPXA	\$1.79	\$9.93	\$9.19	\$3.66	\$2.92		\$20.35	\$10.54	\$13.32	\$1.40	
2-Wire Voice Unbundled PBX Toll Terminal Hotel Ports	Exchange Ports - 2-Wire Analog Line Port (PBX)			UEPSP	UEPXB	\$1.79	\$9.93	\$9.19	\$3.66	\$2.92		\$20.35	\$10.54	\$13.32	\$1.40	
2-Wire Voice Unbundled PBX LD DDD Terminals Port	Exchange Ports - 2-Wire Analog Line Port (PBX)			UEPSP	UEPXC	\$1.79	\$9.93	\$9.19	\$3.66	\$2.92		\$20.35	\$10.54	\$13.32	\$1.40	
2-Wire Voice Unbundled PBX LD Terminal Switchboard Port	Exchange Ports - 2-Wire Analog Line Port (PBX)			UEPSP	UEPXD	\$1.79	\$9.93	\$9.19	\$3.66	\$2.92		\$20.35	\$10.54	\$13.32	\$1.40	
2-Wire Voice Unbundled PBX LD Terminal Switchboard IDD Capable Port	Exchange Ports - 2-Wire Analog Line Port (PBX)			UEPSP	UEPXE	\$1.79	\$9.93	\$9.19	\$3.66	\$2.92		\$20.35	\$10.54	\$13.32	\$1.40	
2-Wire Voice Unbundled 2-Way PBX Hotel/Hospital Economy Administrative Calling Port	Exchange Ports - 2-Wire Analog Line Port (PBX)			UEPSP	UEPXL	\$1.79	\$9.93	\$9.19	\$3.66	\$2.92		\$20.35	\$10.54	\$13.32	\$1.40	
2-Wire Voice Unbundled 2-Way PBX Hotel/Hospital Economy Room Calling Port	Exchange Ports - 2-Wire Analog Line Port (PBX)			UEPSP	UEPXM	\$1.79	\$9.93	\$9.19	\$3.66	\$2.92		\$20.35	\$10.54	\$13.32	\$1.40	
2-Wire Voice Unbundled 1-Way Outgoing PBX Hotel/Hospital Economy Admin Calling Port TN Calling Port	Exchange Ports - 2-Wire Analog Line Port (PBX)			UEPSP	UEPXM	\$1.79	\$9.93	\$9.19	\$3.66	\$2.92		\$20.35	\$10.54	\$13.32	\$1.40	
2-Wire Voice Unbundled 1-Way Outgoing PBX Hotel/Hospital Discount Room Calling Port	Exchange Ports - 2-Wire Analog Line Port (PBX)			UEPSP	UEPXM	\$1.79	\$9.93	\$9.19	\$3.66	\$2.92		\$20.35	\$10.54	\$13.32	\$1.40	
2-Wire Voice Unbundled 1-Way Outgoing PBX Measured Port	Exchange Ports - 2-Wire Analog Line Port (PBX)			UEPSP	UEPXS	\$1.79	\$9.93	\$9.19	\$3.66	\$2.92		\$20.35	\$10.54	\$13.32	\$1.40	
2-Wire Voice Unbundled PBX Collierville and Memphis Calling Port	Exchange Ports - 2-Wire Analog Line Port (PBX)			UEPSP	UEPXU	\$1.79	\$9.93	\$9.19	\$3.66	\$2.92		\$20.35	\$10.54	\$13.32	\$1.40	
2-Wire Voice Unbundled 2-Way PBX Tennessee RegionServ Calling Port	Exchange Ports - 2-Wire Analog Line Port (PBX)			UEPSP	UEPXV	\$1.79	\$9.93	\$9.19	\$3.66	\$2.92		\$20.35	\$10.54	\$13.32	\$1.40	
Subsequent Activity		*		UEPSP	USASC		\$10.00	\$10.00								

Unbundled Network Elements
TENNESSEE

UNBUNDLED NETWORK ELEMENT	UNBUNDLED NETWORK ELEMENT AS STATED IN DOCKET 97-01262	Not in TRA Docket 97-01262	Zone	BCS	USOC	RATES					OSS RATES					
						Nonrecurring		Nonrecurring			Svc Order Submitted Elec per LSR	Svc Order Submitted Manually per LSR	Incremental Charge - Manual Svc Order vs. Electronic-1st	Incremental Charge - Manual Svc Order vs. Electronic-Add'l	Incremental Charge - Manual Svc Order vs. Electronic-Disc 1st	Incremental Charge - Manual Svc Order vs. Electronic-Disc Add'l
						Rec	First	Add'l	First	Add'l						
						Rec	First	Add'l	First	Add'l	SOMECH	SOMAN	SOMAN	SOMAN	SOMAN	SOMAN
All Available Vertical Features	[Exchange Ports includes all Applicable Features.]			UEPSP	UEPVF	\$0.00	\$0.00	\$0.00								
Exchange Ports - Coin Port	Exchange Ports - Coin Port					\$2.11	\$9.93	\$9.19	\$3.66	\$2.92			\$20.35	\$10.54	\$13.32	\$1.40
UNBUNDLED LOCAL SWITCHING, PORT USAGE																
End Office Switching (Port Usage)																
End Office Switching Function, Per MOU	End Office Switching Function					\$0.0008041										
End Office Trunk Port - Shared, Per MOU	End Office Interoffice Trunk Port - Shared, per MOU															
Tandem Switching (Port Usage) (Local or Access Tandem)																
Tandem Switching Function Per MOU	Tandem Switching Function					\$0.0009778										
Tandem Trunk Port - Shared, Per MOU	Tandem Interoffice Trunk Port - Shared, per MOU															
UNBUNDLED TRANSPORT																
COMMON TRANSPORT (Shared)																
Common Transport - Per Mile, Per MOU	Common Transport - per mile, per MOU					\$0.0000064										
Common Transport - Facilities Termination Per MOU	Common Transport - Facilities Termination per MOU					\$0.0003871										
INTEROFFICE CHANNEL - DEDICATED TRANSPORT - VOICE GRADE																
Interoffice Channel - Dedicated Transport - 2-Wire Voice Grade - Per Mile per month	Interoffice Transport - Dedicated - Voice Grade - per mile per MOU			U1TVX	1L5XX	\$0.0174										
Interoffice Channel - Dedicated Transport- 2-Wire Voice Grade - Facility Termination per month	Interoffice Transport - Dedicated - 2-Wire Voice Grade - Facility Termination			U1TVX	U1TV2	\$18.58	\$55.39	\$17.37	\$27.96	\$3.51			\$20.35	\$21.09	\$9.80	\$10.54
Interoffice Channel - Dedicated Transport- 1-Wire Voice Grade Rev Bat. - Per Mile per month	Interoffice Transport - Dedicated - Voice Grade - per mile per MOU			U1TVX	1L5XX	\$0.0174										
Interoffice Channel-Dedicated Transport- 2-Wire Voice Grade Rev Bat.-Facility Termination per month	Interoffice Transport - Dedicated - 2-Wire Voice Grade - Facility Termination			U1TVX	U1TR2	\$18.58	\$55.39	\$17.37	\$27.96	\$3.51			\$20.35	\$21.09	\$9.80	\$10.54
INTEROFFICE CHANNEL - DEDICATED TRANSPORT- 56/64 KBPS																
Interoffice Channel - Dedicated Transport - 56 kbps - per mile per month	Interoffice Transport - Dedicated - DSO - 56/64 kbps - per mile			U1TDX	1L5XX	\$0.0174										
Interoffice Channel - Dedicated Transport - 56 kbps - Facility Termination per month	Interoffice Transport - Dedicated - DSO - 56/64 kbps - Facility Termination			U1TDX	U1TD5	\$17.98	\$55.39	\$17.37	\$27.96	\$3.51			\$20.35	\$21.09	\$9.80	\$10.54
Interoffice Channel - Dedicated Transport - 64 kbps - per mile per month	Interoffice Transport - Dedicated - DSO - 56/64 kbps - per mile			U1TDX	1L5XX	\$0.0174										
Interoffice Channel - Dedicated Transport - 64 kbps - Facility Termination per month	Interoffice Transport - Dedicated - DSO - 56/64 kbps - Facility Termination			U1TDX	U1TD6	\$17.98	\$55.39	\$17.37	\$27.96	\$3.51			\$20.35	\$21.09	\$9.80	\$10.54
INTEROFFICE CHANNEL - DEDICATED TRANSPORT - DS1																
Interoffice Channel - Dedicated Channel DS1 - Per Mile per month	Interoffice Transport - Dedicated - DS1 - per mile			U1TD1	1L5XX	\$0.3562										
Interoffice Channel - Dedicated Transport - DS1 - Facility Termination per month	Interoffice Transport - Dedicated - DS1 - Facility Termination			U1TD1	U1TF1	\$77.86	\$112.40	\$76.27	\$19.55	\$14.99			\$20.35	\$21.09	\$9.80	\$10.54

Unbundled Network Elements
TENNESSEE

UNBUNDLED NETWORK ELEMENT	UNBUNDLED NETEORK ELEMENT AS STATED IN DOCKET 97-01262	Not in TRA Docket 97-01262	Zone	BCS	USOC	RATES					OSS RATES					
						Nonrecurring		Disconnect			Svc Order Submitted Elec per LSR	Svc Order Submitted Manually per LSR	Incremental Charge - Manual Svc Order vs. Electronic-1st	Incremental Charge - Manual Svc Order vs. Electronic-Add'l	Incremental Charge - Manual Svc Order vs. Electronic-Disc 1st	Incremental Charge - Manual Svc Order vs. Electronic-Disc Add'l
						Rec	First	Add'l	First	Add'l						
						SOME C	SOMAN	SOMAN	SOMAN	SOMAN	SOMAN					
LOCAL CHANNEL - DEDICATED TRANSPORT																
Local Channel - Dedicated - 2-Wire Voice Grade per month	Local Channel - Dedicated - 2 Wire Voice Grade [shown here deaveraged]			ULDVX	ULDV2	\$17.18	\$199.33	\$24.16	\$54.81	\$4.80			\$20.35	\$10.54	\$13.30	\$0.00
Local Channel - Dedicated - 2-Wire Voice Grade Rev. Bat. Per month	Local Channel - Dedicated - 2 Wire Voice Grade [shown here deaveraged]			ULDVX	ULDR2	\$17.18	\$199.33	\$24.16	\$54.81	\$4.80			\$20.35	\$10.54	\$13.30	\$0.00
Local Channel - Dedicated - 4-Wire Voice Grade per month	Local Channel - Dedicated - 4 Wire Voice Grade [shown here deaveraged]			ULDVX	ULDV4	\$18.18	\$201.53	\$24.83	\$55.52	\$5.51			\$20.35	\$10.54	\$13.30	\$0.00
Local Channel - Dedicated - DS1 per month	Local Channel - Dedicated DS1 [shown here deaveraged]			ULDD1	ULDF1	\$36.24	\$277.35	\$233.26	\$33.18	\$22.30			\$45.68	\$1.76	\$21.75	\$1.76
MULTIPLEXERS																
Channelization - DS1 to DS0 Channe System	Channelization - Channel Systerr DS1 to DS0			UXTD1	MQ1	\$80.77	\$141.87	\$77.11	\$14.51	\$13.46			\$20.35	\$9.80	\$11.49	\$1.18
OCU-DP COCI (data) - DS1 to DS0 Channel System - per month (2.4-64kbs)	Interface Unit - Interface DS1 to DSO - OCU - DP Card			UDL	1D1DD	\$1.82	\$6.07	\$4.66					\$20.35	\$9.80	\$11.49	\$1.18
2-wire ISDN COCI (BRITE) - DS1 to DS0 Channel System - per month	Interface Unit - Interface DS1 to DSO - Brite Card			UDN	UC1CA	\$3.10	\$6.07	\$4.66					\$20.35	\$9.80	\$11.49	\$1.18
Voice Grade COCI - DS1 to DS0 Channel System - per month	Interface Unit - Interface DS1 to DSO - Voice Grade Card			UEA	1D1VG	\$.91	\$6.07	\$4.66					\$20.35	\$9.80	\$11.49	\$1.18
DS3 to DS1 Channel System per month	Channelization - Channel Systerr DS3 to DS1			UXTD3	MQ3	\$222.98	\$308.03	\$108.47	\$44.47	\$42.62			\$20.35	\$9.80	\$11.49	\$1.18
STS1 to DS1 Channel System per month	Channelization - Channel Systerr DS3 to DS1			UXTS1	MQ3	\$222.98	\$308.03	\$108.47	\$44.47	\$42.62			\$20.35	\$9.80	\$11.49	\$1.18
DS3 Interface Unit (DS1 COCI) used with Loop per month	Interface Unit - Interface DS3 to DS1			USL	UC1D1	\$17.58	\$6.07	\$4.66					\$20.35	\$9.80	\$11.49	\$1.18
DS3 Interface Unit (DS1 COCI) used with Local Channel per month	Interface Unit - Interface DS3 to DS1			ULDD1	UC1D1	\$17.58	\$6.07	\$4.66					\$20.35	\$9.80	\$11.49	\$1.18
DS3 Interface Unit (DS1 COCI) used with Interoffice Channel per month	Interface Unit - Interface DS3 to DS1			U1TD1	UC1D1	\$17.58	\$6.07	\$4.66					\$20.35	\$9.80	\$11.49	\$1.18
DARK FIBER																
Dark Fiber, Four Fiber Strands, Per Route Mile or Fraction Thereof per month - Local Channel	Dark Fiber, per 4 fiber strands, per route mile or fraction thereof			UDF	1L5DC	\$53.23										
NRC Dark Fiber - Local Channel	Dark Fiber, per 4 fiber strands, per route mile or fraction thereof			UDF	UDFC4		\$1,219.22	\$169.75	\$453.22	\$339.34						
Dark Fiber, Four Fiber Strands, Per Route Mile or Fraction Thereof per month - Interoffice Channel	Dark Fiber, per 4 fiber strands, per route mile or fraction thereof			UDF	1L5DF	\$53.23										
NRC Dark Fiber - Interoffice Channel	Dark Fiber, per 4 fiber strands, per route mile or fraction thereof			UDF	UDF14		\$1,219.22	\$169.75	\$453.22	\$339.34						
Dark Fiber, Four Fiber Strands, Per Route Mile or Fraction Thereof per month - Local Loop	Dark Fiber, per 4 fiber strands, per route mile or fraction thereof			UDF	1L5DL	\$53.23										
NRC Dark Fiber - Local Loop	Dark Fiber, per 4 fiber strands, per route mile or fraction thereof			UDF	UDFL4		\$1,219.22	\$169.75	\$453.22	\$339.34						
8XX ACCESS TEN DIGIT SCREENING																
8XX Access Ten Digit Screening, Per Call	800 Access Ten digit screening (800 ATDS) per call					\$0.0005192										

Unbundled Network Elements
TENNESSEE

UNBUNDLED NETWORK ELEMENT	UNBUNDLED NETWORK ELEMENT AS STATED IN DOCKET 97-01262	Not in TRA Docket 97-01262	Zone	BCS	USOC	RATES				OSS RATES					
						Nonrecurring		Disconnect		Svc Order Submitted Elec per LSR	Svc Order Submitted Manually per LSR	Incremental Charge - Manual Svc Order vs. Electronic-1st	Incremental Charge - Manual Svc Order vs. Electronic-Add'l	Incremental Charge - Manual Svc Order vs. Electronic-Disc 1st	Incremental Charge - Manual Svc Order vs. Electronic-Disc Add'l
						Rec	First	Add'l	First						
						SOMEC	SOMAN	SOMAN	SOMAN	SOMAN	SOMAN				
8XX Access Ten Digit Screening, Reservation Charge Per 8XX Number Reserved	800 Access Ten digit screening Reservation Charge per 800 Number Reserved				N8R1X		\$5.21	\$0.76					\$20.35		
8XX Access Ten Digit Screening, Per 8XX No. Established W/O POTS Translations	800 Access Ten digit screening per 800 # established w/o POTS Translations						\$11.47	\$1.46	\$7.34	\$0.7602			\$20.35	\$13.28	
8XX Access Ten Digit Screening, Per 8XX No. Established With POTS Translations	800 Access Ten digit screening per 800 # established with POTS Translations				N8FTX		\$11.47	\$1.46	\$7.34	\$0.7602			\$20.35	\$13.28	
8XX Access Ten Digit Screening, Customized Area of Service Per 8XX Number	800 Access Ten digit screening Customized Area of Service per 800 Number				N8FCX		\$4.47	\$2.24							
8XX Access Ten Digit Screening, Multiple InterLATA CXR Routing Per CXR Requested Per 8XX No.	800 ATDS, Multiple InterLATA CXR Routing per CXR Requested per 800 #				N8FMX		\$5.23	\$3.00							
8XX Access Ten Digit Screening, Change Charge Per Request	800 Access Ten digit screening, Change Charge per Request				N8FAX		\$5.97	\$0.76					\$20.35		
8XX Access Ten Digit Screening, Call Handling and Destination Features	800 Access Ten digit screening, Call Handling and Destination Features				N8FDX		\$4.47								
LINE INFORMATION DATA BASE ACCESS (LIDB)															
LIDB Common Transport Per Query	LIDB Common Transport per Query				OQT	\$0.0000354									
LIDB Validation Per Query	LIDB Validation per Query				OQU	\$0.0117403									
LIDB Originating Point Code Establishment or Change	LIDB Originating Point Code Establishment or Change						\$49.03						\$20.35		
SIGNALING (CCS7)															
CCS7 Signaling Termination, Per STP Port	CCS7 Signaling Termination per STP Port					\$138.41									
CCS7 Signaling Usage, Per TCAP Message	CCS7 Signaling Usage per TCAP Message					\$0.0000916									
CCS7 Signaling Connection, Per link (A link)	CCS7 Signaling Connection per 56 kbps facility					\$17.84	\$130.84						\$20.35		
CCS7 Signaling Connection, Per link (B link) (also known as D link)	CCS7 Signaling Connection per 56 kbps facility					\$17.84	\$130.84						\$20.35		
CCS7 Signaling Usage, Per ISUP Message	CCS7 Signaling Usage, per call setup message					\$0.0000373									
CCS7 Signaling Usage Surrogate, per link per LATA	CCS7 Signaling Usage Surrogate, per 56 kbps facility per LATA per month					\$352.30							\$20.35		
SELECTIVE ROUTING															
Selective Routing Per Unique Line Class Code Per Request Per Switch	Selective Routing (Interim Solution Line Class Codes) per Unique Line Class Code per Request per Switch				USRCR	\$179.60							\$20.35		
AIN - BELLSOUTH AIN SMS ACCESS SERVICE															
AIN SMS Access Service - Service Establishment, Per State, Initial Setup	AIN SMS Access Service - Service Establishment, per State, Initial Setup				CAMSE	\$135.56									
AIN SMS Access Service - Port Connection - Dial/Shared Access	AIN SMS Access Service - Port Connection - Dial/Shared Access				CAMDP	\$41.75									
AIN SMS Access Service - Port Connection - ISDN Access	AIN SMS Access Service - Port Connection - ISDN Access				CAM1P	\$41.75									

Unbundled Network Elements
TENNESSEE

UNBUNDLED NETWORK ELEMENT	UNBUNDLED NETWORK ELEMENT AS STATED IN DOCKET 97-01262	Not in TRA Docket 97-01262	Zone	BCS	USOC	RATES				OSS RATES							
						Nonrecurring		Nonrecurring		Svc Order Submitted Elec per LSR	Svc Order Submitted Manually per LSR	Incremental Charge - Manual Svc Order vs. Electronic-1st	Incremental Charge - Manual Svc Order vs. Electronic-Add'l	Incremental Charge - Manual Svc Order vs. Electronic-Disc 1st	Incremental Charge - Manual Svc Order vs. Electronic-Disc Add'l		
						Rec	First	Add'l	First							Add'l	
						Nonrecurring		Disconnect		SOMECE	SOMAN	SOMAN	SOMAN	SOMAN	SOMAN		
AIN SMS Access Service - User Identification Codes - Per User ID Code	AIN SMS Access Service - User Identification Codes - Per User ID Code				CAMAU		\$96.63										
AIN SMS Access Service - Security Card, Per User ID Code, Initial or Replacement	AIN SMS Access Service - Security Card, per User ID Code, Initial or Replacement				CAMRC		\$113.67										
AIN SMS Access Service - Storage, Per Unit (100 Kilobytes)	AIN SMS Access Service - Storage, per unit (100 kilobytes)						\$0.0024										
AIN SMS Access Service - Session, Per Minute	AIN SMS Access Service - Session, per minute						\$0.0820123										
AIN SMS Access Service - Company Performed Session, Per Minute	AIN SMS Access Service - company performed session, per minute						\$2.27										
AIN - BELL SOUTH AIN TOOLKIT SERVICE																	
AIN Toolkit Service - Service Establishment Charge, Per State, Initial Setup	AIN TS - Service Establishment Charge per State, Initial Setup				BAPSC		\$132.04										
AIN Toolkit Service - Training Session, Per Customer	AIN TS - Training Session, per Customer				BAPVX		\$7,915										
AIN Toolkit Service - Trigger Access Charge, Per Trigger, Per DN, Term. Attempt	AIN TS - Trigger Access Charge, per Trigger per DN, Term Attempt				BAPTT		\$31.21										
AIN Toolkit Service - Trigger Access Charge, Per Trigger, Per DN, Off-Hook Delay	AIN TS - Trigger Access Charge, per Trigger per DN, Off Hook Delay				BAPTD		\$31.21										
AIN Toolkit Service - Trigger Access Charge, Per Trigger, Per DN, Off-Hook Immediate	AIN TS - Trigger Access Charge, per Trigger per DN, Off Hook Immediate				BAPTM		\$31.21										
AIN Toolkit Service - Trigger Access Charge, Per Trigger, Per DN, 10-Digit PODP	AIN TS - Trigger Access Charge, per Trigger per DN, 10-Digit PODP				BAPTO		\$85.24										
AIN Toolkit Service - Trigger Access Charge, Per Trigger, Per DN, CDP	AIN TS - Trigger Access Charge, per Trigger per DN, CDP				BAPTC		\$85.24										
AIN Toolkit Service - Trigger Access Charge, Per Trigger, Per DN, Feature Code	AIN TS - Trigger Access Charge, per Trigger per DN, Feature Code				BAPTF		\$85.24										
AIN Toolkit Service - Query Charge, Per Query	AIN TS - Query Charge, Per Query						\$0.0211882										
AIN Toolkit Service - Type 1 Node Charge, Per AIN Toolkit Subscription, Per Node, Per Query	AIN TS - Type 1 Node Charge, per AIN Toolkit subscription, per Node, per query						\$0.0054774										
AIN Toolkit Service - SCP Storage Charge, Per SMS Access Account, Per 100 Kilobytes	AIN TS - SCP Storage charge, per SMS access account, per 100 kilobytes						\$1.50										
AIN Toolkit Service - Monthly report - Per AIN Toolkit Service Subscription	AIN TS - Monthly Report - per AIN TS Subscription				BAPMS	\$17.43	\$33.52										
AIN Toolkit Service - Special Study - Per AIN Toolkit Service Subscription	AIN TS - Special Study - per AIN TS Subscription				BAPLS	\$0.1321116	\$36.23										
AIN Toolkit Service - Call Event Report - Per AIN Toolkit Service Subscription	AIN TS - Call Event Report - per AIN TS Subscription				BAPDS	\$17.35	\$33.52										
AIN Toolkit Service - Call Event Special Study - Per AIN Toolkit Service Subscription	AIN TS - Call Event Special Study per AIN TS Subscription				BAPES	\$0.0511435	\$36.23										
ODUF/EDOUF/ADUF/CMDS																	
OPTIONAL DAILY USAGE FILE (ODUF)																	

Unbundled Network Elements
TENNESSEE

UNBUNDLED NETWORK ELEMENT	UNBUNDLED NETWORK ELEMENT AS STATED IN DOCKET 97-01262	Not in TRA Docket 97-01262	Zone	BCS	USOC	RATES				OSS RATES						
						Nonrecurring		Disconnect		Svc Order Submitted Elec per LSR	Svc Order Submitted Manually per LSR	Incremental Charge - Manual Svc Order vs. Electronic-1st	Incremental Charge - Manual Svc Order vs. Electronic-Add'l	Incremental Charge - Manual Svc Order vs. Electronic-Disc 1st	Incremental Charge - Manual Svc Order vs. Electronic-Disc Add'l	
						Rec	First	Add'l	First							Add'l
						SOMECE	SOMAN	SOMAN	SOMAN	SOMAN	SOMAN					
ODUF: Recording, per message	OSS OLEC Daily Usage File Recording per message					\$0.0000044										
ODUF: Message Processing, per message	OSS OLEC Daily Usage File Message Distribution per message					\$0.0027366										
ODUF: Message Processing, per Magnetic Tape provisioned	OSS OLEC Daily Usage File Message Distribution per magnetic tape provisioned					\$52.75										
ODUF: Data Transmission (CONNECT:DIRECT), per message	OSS OLEC Daily Usage File Data Transmission (Connect: Direct), per message					\$0.0000339										
UNBUNDLED PORT/LOOP COMBINATIONS - COST BASED RATES																
Cost Based Rates are applied where BellSouth is required by FCC and/or State Commission rule to provide Unbundled Local Switching or Switch Ports. BellSouth is required to offer unbundled port/loop combinations that are Currently Combined in Tennessee unless the end user has four or more DS0 equivalent lines and is in Zone 1 of one of the Top 8 MSAs in BellSouth's region																
In the absence of ordered rates by a State Commission, the recurring rates for combination of port/loop network elements will be the sum of the recurring rates for the UNEs which make up the combinations, and the nonrecurring rates shall be as set forth in this section.																
Vertical features shall apply to the Unbundled Port/Loop Combination - Cost Based Rate section in the same manner as they are applied to the Stand-Alone Unbundled Port section of this Rate Exhibit.																
End Office and Tandem Switching Usage and Common Transport Usage rates in the Port section of this rate exhibit shall apply to all combinations of loop/port network elements except for UNE Coin Port/Loop Combinations which have a flat rate usage charge (USOC: URECU).																
For Currently Combined Combs in TN, the nonrecurring charges shall be those identified in the Nonrecurring Charges - Currently Combined sections.																
2-WIRE VOICE GRADE LOOP WITH 2-WIRE LINE PORT (RES)																
UNE Port/Loop Combination Rates																
	2-Wire VG Loop/Port Combo - Zone 1	2-Wire Voice Grade Loop with 2 Wire Line Port - Zone 1		1		\$14.18										
	2-Wire VG Loop/Port Combo - Zone 2	2-Wire Voice Grade Loop with 2-Wire Line Port - Zone 2		2		\$18.01										
	2-Wire VG Loop/Port Combo - Zone 3	2-Wire Voice Grade Loop with 2 Wire Line Port - Zone 3		3		\$23.02										
UNE Loop Rates																
	2-Wire Voice Grade Loop (SL1) - Zone 1		**	1	UEPRX	UEPLX	\$12.29									
	2-Wire Voice Grade Loop (SL1) - Zone 2		**	2	UEPRX	UEPLX	\$16.12									
	2-Wire Voice Grade Loop (SL1) - Zone 3		**	3	UEPRX	UEPLX	\$21.13									

Unbundled Network Elements
TENNESSEE

UNBUNDLED NETWORK ELEMENT	UNBUNDLED NETWORK ELEMENT AS STATED IN DOCKET 97-01262	Not in TRA Docket 97-01262	Zone	BCS	USOC	RATES				OSS RATES										
						Nonrecurring		Disconnect		Svc Order Submitted Elec per LSR	Svc Order Submitted Manually per LSR	Incremental Charge - Manual Svc Order vs. Electronic-1st	Incremental Charge - Manual Svc Order vs. Electronic-Add'l	Incremental Charge - Manual Svc Order vs. Electronic-Disc 1st	Incremental Charge - Manual Svc Order vs. Electronic-Disc Add'l					
						Rec	First	Add'l	First							Add'l				
						SOME C	SOMAN	SOMAN	SOMAN	SOMAN	SOMAN									
2-Wire Voice Grade Line Port Rates (Res)																				
2-Wire voice unbundled port - residence		**		UEPRX	UEPRL	\$1.89														
2-Wire voice unbundled port with Caller ID res		**		UEPRX	UEPRC	\$1.89														
2-Wire voice unbundled port outgoing only res		**		UEPRX	UEPRO	\$1.89														
2-Wire voice Grade unbundled Tennessee extended local dialing parity port with Caller ID - res		**		UEPRX	UEPAQ	\$1.89														
2-Wire voice unbundled Tennessee Area Calling port with Caller ID - res (F2R)		**		UEPRX	UEPAK	\$1.89														
2-Wire voice unbundled Tennessee Area Calling port with Caller ID - res (TACER)		**		UEPRX	UEPAL	\$1.89														
2-Wire voice unbundled Tennessee Area Calling port with Caller ID - res (TACSR)		**		UEPRX	UEPAM	\$1.89														
2-Wire voice unbundled Tennessee Area Calling port with Caller ID - res (1MF2X)		**		UEPRX	UEPAN	\$1.89														
2-Wire voice unbundled Tennessee Area Calling port with Caller ID - res (2MR)		**		UEPRX	UEPAO	\$1.89														
2-Wire voice unbundles res, low usage line port with Caller ID (LUM)		**		UEPRX	UEPAP	\$1.89														
FEATURES																				
All Available Vertical Features	[Exchange Ports includes all Applicable Features.]	**		UEPRX	UEPVF	\$0.00	\$0.00	\$0.00												
LOCAL NUMBER PORTABILITY																				
Local Number Portability (1 per port)		**		UEPRX	LNPCX	\$0.35														
NONRECURRING CHARGES (NRCs) - CURRENTLY COMBINED																				
2-Wire Voice Grade Loop / Line Port Combination - Conversion - Switch-as-is	2-Wire Voice Grade Loop/Line Port Combo - Switch-as-is			UEPRX	USAC2		\$1.03	\$0.29				\$30.89	\$7.03							
2-Wire Voice Grade Loop / Line Port Combination - Conversion - Switch with change		*		UEPRX	USACC		\$1.03	\$0.29				\$30.89	\$7.03							
2-Wire Voice Grade Loop / Line Port Combination - Conversion - Subsequent Database Update	2-Wire Voice Grade Loop/Line Port Combo - Subsequent Database Update						\$0.76					\$7.97								
ADDITIONAL NRCs																				
2-Wire Voice Grade Loop/Line Port Combination - Subsequent Activity		**		UEPRX	USAS2		\$10.00	\$10.00												
2-WIRE VOICE GRADE LOOP WITH 2-WIRE LINE PORT (BUS)																				
UNE Port/Loop Combination Rates																				
2-Wire VG Loop/Port Combo - Zone 1	2-Wire Voice Grade Loop with 2 Wire Line Port - Zone 1		1			\$14.18														
2-Wire VG Loop/Port Combo - Zone 2	2-Wire Voice Grade Loop with 2 Wire Line Port - Zone 2		2			\$18.01														
2-Wire VG Loop/Port Combo - Zone 3	2-Wire Voice Grade Loop with 2 Wire Line Port - Zone 3		3			\$23.02														
UNE Loop Rates																				
2-Wire Voice Grade Loop (SL1) - Zone 1		**	1	UEPBX	UEPLX	\$12.29														
2-Wire Voice Grade Loop (SL1) - Zone 2		**	2	UEPBX	UEPLX	\$16.12														

Unbundled Network Elements
TENNESSEE

UNBUNDLED NETWORK ELEMENT	UNBUNDLED NETWORK ELEMENT AS STATED IN DOCKET 97-01262	Not in TRA Docket 97-01262	Zone	BCS	USOC	RATES				OSS RATES								
						Rec	Nonrecurring		Disconnect		Svc Order Submitted Elec per LSR	Svc Order Submitted Manually per LSR	Incremental Charge - Manual Svc Order vs. Electronic-1st	Incremental Charge - Manual Svc Order vs. Electronic-Add'l	Incremental Charge - Manual Svc Order vs. Electronic-Disc 1st	Incremental Charge - Manual Svc Order vs. Electronic-Disc Add'l		
							First	Add'l	First	Add'l								
							SOMEC	SOMAN	SOMAN	SOMAN								
2-Wire Voice Grade Loop (SL1) - Zone 3		**	3	UEPBX	UEPLX	\$21.13												
2-Wire Voice Grade Line Port (Bus)																		
2-Wire voice unbundled port without Caller ID - bus		**		UEPBX	UEPBL	\$1.89												
2-Wire voice unbundled port with Caller ID - bus		**		UEPBX	UEPBC	\$1.89												
2-Wire voice unbundled port outgoing only bus		**		UEPBX	UEPBO	\$1.89												
2-Wire voice Grade unbundled Tennessee extended local dialing parity port with Caller ID - bus		**		UEPBX	UEPAV	\$1.89												
2-Wire voice unbundled incoming only port with Caller ID - Bus		**		UEPBX	UEPB1	\$1.89												
2-Wire voice unbundled Tennessee Bus 2 Way Area Calling Port Economy Option (TACC1)		**		UEPBX	UEPAC	\$1.89												
2-Wire voice unbundled Tennessee Bus 2 Way Area Calling Port Standard Option (TACC2)		**		UEPBX	UEPAD	\$1.89												
2-Wire voice unbundled Tennessee Bus 2 Way Collierville and Memphis Local Calling Port (B2F)		**		UEPBX	UEPAE	\$1.89												
LOCAL NUMBER PORTABILITY																		
Local Number Portability (1 per port)		**		UEPBX	LNPCX	\$0.35												
FEATURES																		
All Available Vertical Features	[Exchange Ports includes all Applicable Features.]	**		UEPBX	UEPVF	\$0.00	\$0.00	\$0.00										
NONRECURRING CHARGES (NRCs) - CURRENTLY COMBINED																		
2-Wire Voice Grade Loop / Line Port Combination - Conversion - Switch-as-is	2-Wire Voice Grade Loop/Line Port Combo - Switch-as-is			UEPBX	USAC2	\$1.03	\$0.29					\$30.89	\$7.03					
2-Wire Voice Grade Loop / Line Port Combination - Conversion - Switch with change		*		UEPBX	USACC	\$1.03	\$0.29					\$30.89	\$7.03					
2-Wire Voice Grade Loop / Line Port Combination - Conversion - Subsequent Database Update	2-Wire Voice Grade Loop/Line Port Combo - Subsequent Database Update					\$0.76						\$7.97						
ADDITIONAL NRCs																		
2-Wire Voice Grade Loop/Line Port Combination - Subsequent Activity		**		UEPBX	USAS2	\$10.00	\$10.00											
2-WIRE VOICE GRADE LOOP WITH 2-WIRE LINE PORT (RES - PBX)																		
UNE Port/Loop Combination Rates																		
2-Wire VG Loop/Port Combo - Zone 1	2-Wire Voice Grade Loop with 2 Wire Line Port - Zone 1		1			\$14.18												
2-Wire VG Loop/Port Combo - Zone 2	2-Wire Voice Grade Loop with 2 Wire Line Port - Zone 2		2			\$18.01												
2-Wire VG Loop/Port Combo - Zone 3	2-Wire Voice Grade Loop with 2 Wire Line Port - Zone 3		3			\$23.02												
UNE Loop Rates																		
2-Wire Voice Grade Loop (SL 1) - Zone 1		**	1	UEPRG	UEPLX	\$12.39												

Unbundled Network Elements
TENNESSEE

UNBUNDLED NETWORK ELEMENT	UNBUNDLED NETWORK ELEMENT AS STATED IN DOCKET 97-01262	Not in TRA Docket 97-01262	Zone	BCS	USOC	RATES				OSS RATES							
						Rec	Nonrecurring		Disconnect		Svc Order Submitted Elec per LSR	Svc Order Submitted Manually per LSR	Incremental Charge - Manual Svc Order vs. Electronic-1st	Incremental Charge - Manual Svc Order vs. Electronic-Add'l	Incremental Charge - Manual Svc Order vs. Electronic-Disc 1st	Incremental Charge - Manual Svc Order vs. Electronic-Disc Add'l	
							First	Add'l	First	Add'l							
							SOME C	SOMAN	SOMAN	SOMAN							
2-Wire Voice Grade Loop (SL 1) - Zone 2		**	2	UEPRG	UEPLX	\$16.22											
2-Wire Voice Grade Loop (SL 1) - Zone 3		**	3	UEPRG	UEPLX	\$21.23											
2-Wire Voice Grade Line Port Rates (RES - PBX)																	
2-Wire VG Unbundled Combination 2-Way PBX Trunk Port - Res		**		UEPRG	UEPRD	\$1.79											
LOCAL NUMBER PORTABILITY																	
Local Number Portability (1 per port)		**		UEPRG	LNPCP	\$3.15											
FEATURES																	
All Available Vertical Features	[Exchange Ports includes all Applicable Features.]	**		UEPRG	UEPVF	\$0.00	\$0.00	\$0.00									
NONRECURRING CHARGES (NRCs) - CURRENTLY COMBINED																	
2-Wire Voice Grade Loop/ Line Port Combination (PBX) - Conversion - Switch-As-Is	2-Wire Voice Grade Loop/Line Port Combo - Switch-as-is			UEPRG	USAC2		\$1.03	\$0.29				\$30.89	\$7.03				
2-Wire Voice Grade Loop/ Line Port Combination (PBX) - Conversion - Switch with Change		*		UEPRG	USACC		\$1.03	\$0.29				\$30.89	\$7.03				
2-Wire Voice Grade Loop / Line Port Combination - Conversion - Subsequent Database Update	2-Wire Voice Grade Loop/Line Port Combo - Subsequent Database Update						\$0.76					\$7.97					
ADDITIONAL NRCs																	
2-Wire Voice Grade Loop/ Line Port Combination (PBX) - Subsequent Activity		**		UEPRG	USAS2		\$10.00	\$10.00				\$30.89	\$7.03				
2-WIRE VOICE GRADE LOOP WITH 2-WIRE LINE PORT (BUS - PBX)																	
UNE Port/Loop Combination Rates																	
2-Wire VG Loop/Port Combo - Zone 1	2-Wire Voice Grade Loop with 2 Wire Line Port - Zone 1		1			\$14.18											
2-Wire VG Loop/Port Combo - Zone 2	2-Wire Voice Grade Loop with 2 Wire Line Port - Zone 2		2			\$18.01											
2-Wire VG Loop/Port Combo - Zone 3	2-Wire Voice Grade Loop with 2 Wire Line Port - Zone 3		3			\$23.02											
UNE Loop Rates																	
2-Wire Voice Grade Loop (SL 1) - Zone 1		**	1	UEPPX	UEPLX	\$12.39											
2-Wire Voice Grade Loop (SL 1) - Zone 2		**	2	UEPPX	UEPLX	\$16.22											
2-Wire Voice Grade Loop (SL 1) - Zone 3		**	3	UEPPX	UEPLX	\$21.23											
2-Wire Voice Grade Line Port Rates (BUS - PBX)																	
Line Side Unbundled Combination 2-Way PBX Trunk Port - Bus		**		UEPPX	UEPPC	\$1.79											
Line Side Unbundled Outward PBX Trunk Port - Bus		**		UEPPX	UEPPO	\$1.79											
Line Side Unbundled Incoming PBX Trunk Port - Bus		**		UEPPX	UEPP1	\$1.79											
2-Wire Voice Unbundled PBX LD Terminal Ports		**		UEPPX	UEPLD	\$1.79											
2-Wire Voice Unbundled 2-Way Combination PBX Tennessee Calling Port		**		UEPPX	UEPT2	\$1.79											
2-Wire Voice Unbundled 1-Way Outgoing PBX Tennessee Calling Port		**		UEPPX	UEPTO	\$1.79											

Unbundled Network Elements
TENNESSEE

UNBUNDLED NETWORK ELEMENT	UNBUNDLED NETWORK ELEMENT AS STATED IN DOCKET 97-01262	Not in TRA Docket 97-01262	Zone	BCS	USOC	RATES				OSS RATES							
						Nonrecurring		Nonrecurring		Svc Order Submitted Elec per LSR	Svc Order Submitted Manually per LSR	Incremental Charge - Manual Svc Order vs. Electronic-1st	Incremental Charge - Manual Svc Order vs. Electronic-Add'l	Incremental Charge - Manual Svc Order vs. Electronic-Disc 1st	Incremental Charge - Manual Svc Order vs. Electronic-Disc Add'l		
						Rec	First	Add'l	First							Add'l	SOMECS
						Nonrecurring		Disconnect									
2-Wire Voice Unbundled 2-Way Combination PBX Usage Port		**		UEPPX	UEPXA	\$1.79											
2-Wire Voice Unbundled PBX Toll Terminal Hotel Ports		**		UEPPX	UEPXB	\$1.79											
2-Wire Voice Unbundled PBX LD DDD Terminals Port		**		UEPPX	UEPXC	\$1.79											
2-Wire Voice Unbundled PBX LD Terminal Switchboard Port		**		UEPPX	UEPXD	\$1.79											
2-Wire Voice Unbundled PBX LD Terminal Switchboard IDD Capable Port		**		UEPPX	UEPXE	\$1.79											
2-Wire Voice Unbundled 2-Way PBX Hotel/Hospital Economy Administrative Calling Port		**		UEPPX	UEPXL	\$1.79											
2-Wire Voice Unbundled 2-Way PBX Hotel/Hospital Economy Room Calling Port		**		UEPPX	UEPXM	\$1.79											
2-Wire Voice Unbundled 1-Way Outgoing PBX Hotel/Hospital Economy Admin Calling Port TN Calling Port		**		UEPPX	UEPXN	\$1.79											
2-Wire Voice Unbundled 1-Way Outgoing PBX Hotel/Hospital Discount Room Calling Port		**		UEPPX	UEPXO	\$1.79											
2-Wire Voice Unbundled 1-Way Outgoing PBX Measured Port		**		UEPPX	UEPXS	\$1.79											
2-Wire Voice Unbundled PBX Collierville and Memphis Calling Port		**		UEPPX	UEPXU	\$1.79											
2-Wire Voice Unbundled 2-Way PBX Tennessee RegionServ Calling Port		**		UEPPX	UEPXV	\$1.79											
LOCAL NUMBER PORTABILITY																	
Local Number Portability (1 per port)		**		UEPPX	LNPCP	\$3.15											
FEATURES																	
All Available Vertical Features	[Exchange Ports includes all Applicable Features.]	**		UEPPX	UEPVF	\$0.00	\$0.00	\$0.00									
NONRECURRING CHARGES (NRCs) - CURRENTLY COMBINED																	
2-Wire Voice Grade Loop/ Line Port Combination (PBX) - Conversion - Switch-As-Is	2-Wire Voice Grade Loop/Line Port Combo - Switch-as-is			UEPPX	USAC2		\$1.03	\$0.29				\$30.89	\$7.03				
2-Wire Voice Grade Loop/ Line Port Combination (PBX) - Conversion - Switch with Change		*		UEPPX	USACC		\$1.03	\$0.29				\$30.89	\$7.03				
2-Wire Voice Grade Loop / Line Port Combination - Conversion - Subsequent Database Update	2-Wire Voice Grade Loop/Line Port Combo - Subsequent Database Update						\$0.76					\$7.97					
ADDITIONAL NRCs																	
2-Wire Voice Grade Loop/ Line Port Combination (PBX) - Subsequent Activity		**		UEPPX	USAS2		\$10.00	\$10.00				\$30.89	\$7.03				
2-WIRE VOICE GRADE LOOP- BUS ONLY - WITH 2-WIRE DID TRUNK PORT																	
UNE Port/Loop Combination Rates																	
2-Wire VG Loop/2-Wire DID Trunk Port Combo - Zone 1	2-Wire Voice Grade Loop with 2 Wire DID Trunk Port - Zone 1		1			\$18.38											
2-Wire VG Loop/2-Wire DID Trunk Port Combo - Zone 2	2-Wire Voice Grade Loop with 2 Wire DID Trunk Port - Zone 2		2			\$19.87											

Unbundled Network Elements
TENNESSEE

UNBUNDLED NETWORK ELEMENT	UNBUNDLED NETWORK ELEMENT AS STATED IN DOCKET 97-01262	Not in TRA Docket 97-01262	Zone	BCS	USOC	RATES				OSS RATES					
						Nonrecurring		Nonrecurring		Svc Order Submitted Elec per LSR	Svc Order Submitted Manually per LSR	Incremental Charge - Manual Svc Order vs. Electronic-1st	Incremental Charge - Manual Svc Order vs. Electronic-Add'l	Incremental Charge - Manual Svc Order vs. Electronic-Disc 1st	Incremental Charge - Manual Svc Order vs. Electronic-Disc Add'l
						Rec	First	Add'l	Disconnect						
						SOME C	SOMAN	SOMAN	SOMAN	SOMAN	SOMAN				
2-Wire VG Loop/2-Wire DID Trunk Port Combo - Zone 3	2-Wire Voice Grade Loop with 2 Wire DID Trunk Port - Zone 3		3			\$25.52									
NONRECURRING CHARGES - CURRENTLY COMBINED															
2-Wire Voice Grade Loop / 2-Wire DID Trunk Port Combination - Switch-as-is	2-Wire Voice Grade Loop with 2 Wire DID Trunk Port Combo - Switch-as-is			UEPPX	USAC1	\$8.76	\$5.75					\$41.43	\$9.80		
2-Wire Voice Grade Loop / 2-Wire DID Trunk Port Combination Conversion with Changes		*		UEPPX	USA1C	\$8.76	\$5.75	\$3.50				\$41.43	\$9.80	\$20.00	\$20.00
Telephone Number/Trunk Group Establishment Charges															
DID Trunk Termination (One Per Port)		**		UEPPX	NDT	\$0.00	\$0.00	\$0.00	\$3.50			\$41.43	\$9.80	\$20.00	\$20.00
DID Numbers, Establish Trunk Group and Provide First Group of 20 DID Numbers		**		UEPPX	NDZ	\$0.00	\$0.00	\$0.00	\$3.50			\$41.43	\$9.80	\$20.00	\$20.00
Additional DID Numbers for each Group of 20 DID Numbers		**		UEPPX	ND4	\$0.00	\$0.00	\$0.00	\$3.50			\$41.43	\$9.80	\$20.00	\$20.00
DID Numbers, Non- consecutive DID Numbers , Per Number		**		UEPPX	ND5	\$0.00	\$0.00	\$0.00	\$3.50			\$41.43	\$9.80	\$20.00	\$20.00
LOCAL NUMBER PORTABILITY															
Local Number Portability (1 per port)		**		UEPPX	LNPCP	\$3.15	\$0.00	\$0.00							
2-WIRE ISDN DIGITAL GRADE LOOP WITH 2-WIRE ISDN DIGITAL LINE SIDE PORT															
UNE Port/Loop Combination Rates															
2W ISDN Digital Grade Loop/2W ISDN Digital Line Side Port - Zone 1	2-Wire ISDN Digital Grade Loop with 2-Wire ISDN Digital Line Side Port - Zone 1		1			\$32.27						\$19.99	\$19.99	\$20.00	\$20.00
2W ISDN Digital Grade Loop/2W ISDN Digital Line Side Port - Zone 2	2-Wire ISDN Digital Grade Loop with 2-Wire ISDN Digital Line Side Port - Zone 2		2			\$34.78						\$19.99	\$19.99	\$20.00	\$20.00
2W ISDN Digital Grade Loop/2W ISDN Digital Line Side Port - Zone 3	2-Wire ISDN Digital Grade Loop with 2-Wire ISDN Digital Line Side Port - Zone 3		3			\$44.32						\$19.99	\$19.99	\$20.00	\$20.00
NONRECURRING CHARGES - CURRENTLY COMBINED															
2-Wire ISDN Digital Grade Loop / 2-Wire ISDN Line Side Port Combination - Conversion	2-Wire ISDN Digital Grade Loop 2 Wire ISDN Line Side Port Combo - Switch-as-is			UEPPB	USACB	\$117.23	\$117.23	\$3.50				\$19.99	\$19.99	\$20.00	\$20.00
ADDITIONAL NRCs															
2-Wire ISDN Digital Grade Loop / 2-Wire ISDN Line Side Port Combination-Non Feature Subs Activity	2-Wire ISDN Digital Grade Loop 2-Wire ISDN Line Side Port Combo - Non Feature Subsequent Activity			UEPPB	USASB	\$212.88		\$3.50				\$19.99	\$19.99	\$20.00	\$20.00
LOCAL NUMBER PORTABILITY															
Local Number Portability (1 per port)		**		UEPPR	LNPCX	\$0.35	\$0.00	\$0.00							
B-CHANNEL USER PROFILE ACCESS:															
CVS/CSD (DMS/5ESS)		**		UEPPB	U1UCA	\$0.00	\$0.00	\$0.00							
CVS (EWSD)		**		UEPPB	U1UCB	\$0.00	\$0.00	\$0.00							
CSD		**		UEPPB	U1UCC	\$0.00	\$0.00	\$0.00							

Unbundled Network Elements
TENNESSEE

UNBUNDLED NETWORK ELEMENT	UNBUNDLED NETEORK ELEMENT AS STATED IN DOCKET 97-01262	Not in TRA Docket 97-01262	Zone	BCS	USOC	RATES				OSS RATES										
						Nonrecurring		Disconnect		Svc Order Submitted Elec per LSR	Svc Order Submitted Manually per LSR	Incremental Charge - Manual Svc Order vs. Electronic-1st	Incremental Charge - Manual Svc Order vs. Electronic-Add'l	Incremental Charge - Manual Svc Order vs. Electronic-Disc 1st	Incremental Charge - Manual Svc Order vs. Electronic-Disc Add'l					
						Rec	First	Add'l	First							Add'l				
						SOMECE	SOMAN	SOMAN	SOMAN	SOMAN	SOMAN									
B-CHANNEL AREA PLUS USER PROFILE ACCESS: (AL, KY, LA, MS SC, MS, & TN)																				
CVS/CSD (DMS/6ESS)		**		UEPPB	U1UCD	\$0.00	\$0.00	\$0.00												
CVS (EWSD)		**		UEPPB	U1UCE	\$0.00	\$0.00	\$0.00												
CSD		**		UEPPB	U1UCF	\$0.00	\$0.00	\$0.00												
USER TERMINAL SERVICE PROFILE (EWSD)		**		UEPPB	U1UMA	\$0.00	\$0.00	\$0.00												
VERTICAL FEATURES																				
One per Channel B User Profile		**		UEPPB	UEPVF	\$0.00	\$0.00	\$0.00												
4-WIRE DS1 DIGITAL LOOP WITH 4-WIRE ISDN DS1 DIGITAL TRUNK PORT																				
UNE Port/Loop Combination Rates																				
4W DS1 Digital Loop/4W ISDN DS1 Digital Trunk Port - Zone 1	4-Wire DS1 Digital Loop with 4 Wire ISDN DS1 Digital Trunk Port - Zone 1		1			\$132.58						\$19.99	\$19.99	\$20.00	\$20.00					
4W DS1 Digital Loop/4W ISDN DS1 Digital Trunk Port - Zone 2	4-Wire DS1 Digital Loop with 4 Wire ISDN DS1 Digital Trunk Port - Zone 2		2			\$150.25						\$19.99	\$19.99	\$20.00	\$20.00					
4W DS1 Digital Loop/4W ISDN DS1 Digital Trunk Port - Zone 3	4-Wire DS1 Digital Loop with 4 Wire ISDN DS1 Digital Trunk Port - Zone 3		3			\$173.44						\$19.99	\$19.99	\$20.00	\$20.00					
NONRECURRING CHARGES - CURRENTLY COMBINED																				
4-Wire DS1 Digital Loop / 4-Wire ISDN DS1 Digital Trunk Port Combination - Conversion Switch-as-is	4-Wire DS1 Digital Loop with 4 Wire ISDN DS1 Digital Trunk Port Combo - Switch-as-is			UEPPP	USACP		\$328.53	\$328.53				\$19.99	\$19.99	\$20.00	\$20.00					
ADDITIONAL NRCs																				
4-Wire DS1 Dig Loop / 4-Wire ISDN DS1 Dig Trunk Port Combination-Sub Channel Activation-Per Channel	4-Wire DS1 Digital Loop with 4-Wire ISDN DS1 Digital Trunk Port Combo - Subsequent Channel Activation - Per Channel			UEPPP	USASP		\$28.39					\$19.99	\$19.99	\$20.00	\$20.00					
4-Wire DS1 Dig Loop / 4-Wire ISDN DS1 Dig Trunk Port Combination-Sub Inward/2-Way Telephone Numbers	4-Wire DS1 Digital Loop with 4-Wire ISDN DS1 Digital Trunk Port Combo - Subsequent Inward/2-way Telephone Numbers			UEPPP	PR7TG		\$0.94					\$19.99	\$19.99	\$20.00	\$20.00					
4-Wire DS1 Dig Loop / 4-Wire ISDN DS1 Dig Trunk Port Combination-Sub Outward Telephone Numbers	4-Wire DS1 Digital Loop with 4-Wire ISDN DS1 Digital Trunk Port Combo - Subsequent Outward Telephone Numbers			UEPPP	PR7TP		\$22.36					\$19.99	\$19.99	\$20.00	\$20.00					
4-Wire DS1 Dig Loop / 4-Wire ISDN DS1 Dig Trunk Port Combination-Subsequent Inward Telephone Numbers	4-Wire DS1 Digital Loop with 4-Wire ISDN DS1 Digital Trunk Port Combo - Subsequent Inward Telephone Numbers			UEPPP	PR7ZT		\$44.71					\$19.99	\$19.99	\$20.00	\$20.00					
4-Wire DS1 Dig Loop / 4-Wire ISDN DS1 Dig Trunk Port Combination-Subsequent Service Order Per Order	4-Wire DS1 Digital Loop with 4-Wire ISDN DS1 Digital Trunk Port Combo - Subsequent Service Order Per Order			UEPPP	USASP		\$189.76					\$19.99	\$19.99	\$20.00	\$20.00					
LOCAL NUMBER PORTABILITY																				
Local Number Portability (1 per port)		**		UEPPP	LNPCN	\$1.75														
INTERFACE (Provsioning Only)																				

Unbundled Network Elements
TENNESSEE

UNBUNDLED NETWORK ELEMENT	UNBUNDLED NETWORK ELEMENT AS STATED IN DOCKET 97-01262	Not in TRA Docket 97-01262	Zone	BCS	USOC	RATES				OSS RATES							
						Nonrecurring		Disconnect		Svc Order Submitted Elec per LSR	Svc Order Submitted Manually per LSR	Incremental Charge - Manual Svc Order vs. Electronic-1st	Incremental Charge - Manual Svc Order vs. Electronic-Add'l	Incremental Charge - Manual Svc Order vs. Electronic-Disc 1st	Incremental Charge - Manual Svc Order vs. Electronic-Disc Add'l		
						Rec	First	Add'l	First							Add'l	
						SOME C	SOMAN	SOMAN	SOMAN	SOMAN	SOMAN						
Voice/Data		**		UEPPP	PR71V	\$0.00											
Digital Data		**		UEPPP	PR71D	\$0.00											
Inward Data		**		UEPPP	PR71E	\$0.00											
CALL TYPES																	
Inward		**		UEPPP	PR7C1	\$0.00											
Outward		**		UEPPP	PR7C0	\$0.00											
Two-way		**		UEPPP	PR7CC	\$0.00											
4-WIRE DS1 DIGITAL LOOP WITH 4-WIRE DDITS TRUNK PORT																	
UNE Port/Loop Combination Rates																	
4W DS1 Digital Loop/4W DDITS Trunk Port Zone 1	4-Wire DS1 Digital Loop With 4 Wire DID Trunk Port - Zone 1		1			\$93.28											
4W DS1 Digital Loop/4W DDITS Trunk Port Zone 2	4-Wire DS1 Digital Loop With 4 Wire DID Trunk Port - Zone 2		2			\$110.95											
4W DS1 Digital Loop/4W DDITS Trunk Port Zone 3	4-Wire DS1 Digital Loop With 4 Wire DID Trunk Port - Zone 3		3			\$134.14											
NONRECURRING CHARGES - CURRENTLY COMBINED																	
4-Wire DS1 Digital Loop / 4-Wire DDITS Trunk Port Combination - Switch-as-is	4-Wire DS1 Digital Loop / 4-Wire DDITS Trunk Port Combination - Conversion with DS1 Changes		*	UEPDC	USAC4	\$312.91	\$312.91			\$3.50	\$19.99	\$19.99	\$20.00	\$20.00			
4-Wire DS1 Digital Loop / 4-Wire DDITS Trunk Port Combination - Conversion with Change - Trunk	4-Wire DS1 Digital Loop/4-Wire DID Trunk Port Combo - Switch-as-is			UEPDC	USAWA	\$312.91	\$312.91			\$3.50	\$19.99	\$19.99	\$20.00	\$20.00			
	4-Wire DS1 Digital Loop/4-Wire DID Trunk Port Combo - Switch-as-is			UEPDC	USAWB	\$312.91	\$312.91			\$3.50	\$19.99	\$19.99	\$20.00	\$20.00			
ADDITIONAL NRCs																	
4-Wire DS1 Dig Loop / 4-Wire DDITS Trunk Port Combination-Subsequent Service Activity Per Svc Order	4-Wire DS1 Digital Loop 4-Wire DID Trunk Port Combo - Subsequent Service Order Per Order			UEPDC	USAS4	\$94.88	\$94.88			\$3.50	\$19.99	\$19.99	\$20.00	\$20.00			
4-Wire DS1 Dig Loop/4-Wire DDITS Trk Port Combination-NRC-Sub Channel Activation-Per Chanl-2-Way Trk	4-Wire DS1 Digital Loop/4-Wire DID Trunk Port Combo - Subsequent Channel Activation Per Channel			UEPDC	UDTTA	\$108.67				\$3.50	\$19.99	\$19.99	\$20.00	\$20.00			
4-Wire DS1 Dig Loop/4-Wire DDITS Trk Port Combo-Sub Channel Activation-Per Chanl-1-Way Outward Trk	4-Wire DS1 Digital Loop/4-Wire DID Trunk Port Combo - Subsequent Channel Activation Per Channel			UEPDC	UDTTB	\$108.67				\$3.50	\$19.99	\$19.99	\$20.00	\$20.00			
4-Wire DS1 Dig Loop/4-Wire DDITS Trk Port Combo-Sub Chan Activation-Per Chan-1-Way Inwrd Trk w/o DID	4-Wire DS1 Digital Loop/4-Wire DID Trunk Port Combo - Subsequent Channel Activation Per Channel			UEPDC	UDTTC	\$108.67				\$3.50	\$19.99	\$19.99	\$20.00	\$20.00			
4-Wire DS1 Dig Loop/4-Wire DDITS Trk Port Combo-Sub Chan Activation-Per Chan-1-Way Inwrd Trk with DID	4-Wire DS1 Digital Loop/4-Wire DID Trunk Port Combo - Subsequent Channel Activation Per Channel			UEPDC	UDTTD	\$108.67				\$3.50	\$19.99	\$19.99	\$20.00	\$20.00			
4-Wire DS1 Dig Loop/4-Wire DDITS Trk Port Combo-Sub Chan Activ'n-Per Chan-2-Way DID with User Trans	4-Wire DS1 Digital Loop/4-Wire DID Trunk Port Combo - Subsequent Channel Activation Per Channel			UEPDC	UDTTE	\$108.67				\$3.50	\$19.99	\$19.99	\$20.00	\$20.00			
4-Wire DS1 Digital Loop / 4-Wire DDITS Trunk Port Combination - Subsequent Signaling Changes	4-Wire DS1 Digital Loop 4-Wire DID Trunk Port Combo - Subsequent Signaling Changes			UEPDC		\$22.92				\$3.50	\$19.99	\$19.99	\$20.00	\$20.00			

Unbundled Network Elements
TENNESSEE

UNBUNDLED NETWORK ELEMENT	UNBUNDLED NETWORK ELEMENT AS STATED IN DOCKET 97-01262	Not in TRA Docket 97-01262	Zone	BCS	USOC	RATES				OSS RATES						
						Nonrecurring		Nonrecurring		Svc Order Submitted Elec per LSR	Svc Order Submitted Manually per LSR	Incremental Charge - Manual Svc Order vs. Electronic-1st	Incremental Charge - Manual Svc Order vs. Electronic-Add'l	Incremental Charge - Manual Svc Order vs. Electronic-Disc 1st	Incremental Charge - Manual Svc Order vs. Electronic-Disc Add'l	
						Rec	First	Add'l	First							Add'l
						Nonrecurring		Disconnect								
4-Wire DS1 Digital Loop / 4-Wire DDITS Trunk Port Combination - Subsequent Service Order Per Order	4-Wire DS1 Digital Loop 4-Wire DID Trunk Port Combo - Subsequent Service Order Per Order			UEPDC	USAS4		\$94.88	\$94.88			\$3.50		\$19.99	\$19.99	\$20.00	\$20.00
4-Wire DS1 Dig Loop/4-Wire ISDN DS1 Digital Trunk Port Combination - Subsequent Telephone Numbers	4-Wire DS1 Digital Loop 4-Wire DID Trunk Port Combo - Subsequent Telephone Numbers			UEPDC			\$88.68				\$3.50		\$19.99	\$19.99	\$20.00	\$20.00
BIPOLAR 8 ZERO SUBSTITUTION																
Superframe Format - Conversion or New Install		**		UEPDC	CC0SF	\$0.00	\$0.00	\$0.00								
Extended Superframe Format - Conversion or New Install		**		UEPDC	CC0EF	\$0.00	\$0.00	\$0.00								
Superframe Format - Subsequent Activity		**		UEPDC	CCOSF	\$0.00	\$590.00	\$590.00			\$3.50		\$19.99	\$19.99	\$20.00	\$20.00
Extended Superframe Format - Subsequent Activity		**		UEPDC	CCOEF	\$0.00	\$590.00	\$590.00			\$3.50		\$19.99	\$19.99	\$20.00	\$20.00
Alternate Mark Inversion																
Superframe Format		**		UEPDC	MCOSF		\$0.00	\$0.00								
Extended SuperFrame Format		**		UEPDC	MCOPO		\$0.00	\$0.00								
Telephone Number/Trunk Group Establishment Charges																
Telephone Number for 2-Way Trunk Group		**		UEPDC	UDTGX	\$0.00					\$3.50		\$19.99	\$19.99	\$20.00	\$20.00
Telephone Number for 1-Way Outward Trunk Group		**		UEPDC	UDTGY	\$0.00					\$3.50		\$19.99	\$19.99	\$20.00	\$20.00
Telephone Number for 1-Way Inward Trunk Group Without DID		**		UEPDC	UDTGZ	\$0.00					\$3.50		\$19.99	\$19.99	\$20.00	\$20.00
DID Numbers, Establish Trunk Group and Provide First Group of 20 DID Numbers		**		UEPDC	NDZ	\$0.00					\$3.50		\$19.99	\$19.99	\$20.00	\$20.00
Additional DID Numbers for each Group of 20 DID Numbers		**		UEPDC	ND4	\$0.00					\$3.50		\$19.99	\$19.99	\$20.00	\$20.00
DID Numbers, Non- consecutive DID Numbers , Per Number		**		UEPDC	ND5	\$0.00					\$3.50		\$19.99	\$19.99	\$20.00	\$20.00
Dedicated DS1 (Interoffice Channel Mileage) - FX/FCO for 4-Wire DS1 Digital Loop with 4-Wire DDITS Trunk Port																
Interoffice Channel Mileage - Fixed rate 0-4 miles (Facilities Termination)		**		UEPDC	1LNO1	\$75.83					\$3.50		\$19.99	\$19.99	\$20.00	\$20.00
Interoffice Channel Mileage - Additional rate per mile - 0-8 miles		**		UEPDC	1LNOA	\$0.3525					\$3.50		\$19.99	\$19.99	\$20.00	\$20.00
Interoffice Channel Mileage - Fixed rate 9-25 miles (Facilities Termination)		**		UEPDC	1LNO2	\$0.0000										
Interoffice Channel Mileage - Additional rate per mile - 9-25 miles		**		UEPDC	1LNOB	\$0.3525					\$3.50		\$19.99	\$19.99	\$20.00	\$20.00
Interoffice Channel Mileage - Fixed rate 25+ miles (Facilities Termination)		**		UEPDC	1LNO3	\$0.0000										
Interoffice Channel Mileage - Additional rate per mile - 25+ miles		**		UEPDC	1LNOC	\$0.3525					\$3.50		\$19.99	\$19.99	\$20.00	\$20.00
Local Number Portability, per DS0 Activated Central Office Terminating Point		**		UEPDC	LNPCP	\$3.15										
		**		UEPDC	CTG	\$0.00										
ENHANCED EXTENDED LINK (EELs)																

Unbundled Network Elements
TENNESSEE

UNBUNDLED NETWORK ELEMENT	UNBUNDLED NETWORK ELEMENT AS STATED IN DOCKET 97-01262	Not in TRA Docket 97-01262	Zone	BCS	USOC	RATES					OSS RATES					
						Nonrecurring		Disconnect			Svc Order Submitted Elec per LSR	Svc Order Submitted Manually per LSR	Incremental Charge - Manual Svc Order vs. Electronic-1st	Incremental Charge - Manual Svc Order vs. Electronic-Add'l	Incremental Charge - Manual Svc Order vs. Electronic-Disc 1st	Incremental Charge - Manual Svc Order vs. Electronic-Disc Add'l
						Rec	First	Add'l	First	Add'l						
<p>NOTE: New (not currently combined) loop/transport (EEL) combinations are only available in density Zone 1 of the Nashville MSA in TN</p> <p>For Currently Combined EELs, network element recurring and Switch As Is Charges apply. For new EELs, network element recurring and nonrecurring apply (no Switch As Is Charge).</p>																
2-WIRE VOICE GRADE EXTENDED LOOP WITH DEDICATED DS1 INTEROFFICE TRANSPORT (EEL)																
First 2-Wire Analog Voice Grade Loop - SL2/DS1 Interofficed Transport Combination Zone 1	Loop With DS1 Dedicated Interoffice Transport (First 2-Wire Voice Grade with DS1 excluding		1	UNCVX	UEAL2	\$16.56	\$108.76	\$35.47	\$72.94	\$10.88			\$20.35	\$21.09	\$9.80	\$10.54
First 2-Wire Analog Voice Grade Loop - SL2/DS1 Interofficed Transport Combination Zone 2	Loop With DS1 Dedicated Interoffice Transport (First 2-Wire Voice Grade with DS1 excluding		2	UNCVX	UEAL2	\$21.63	\$108.76	\$35.47	\$72.94	\$10.88			\$20.35	\$21.09	\$9.80	\$10.54
First 2-Wire Analog Voice Grade Loop - SL2/DS1 Interofficed Transport Combination Zone 3	Loop With DS1 Dedicated Interoffice Transport (First 2-Wire Voice Grade with DS1 excluding		3	UNCVX	UEAL2	\$28.28	\$108.76	\$35.47	\$72.94	\$10.88			\$20.35	\$21.09	\$9.80	\$10.54
Interoffice Transport - Dedicated - DS1 combination - Per Mile per month	Interoffice Transport Dedicated DS1 - Per Mile			UNC1X	1L5XX	\$0.3562										
Interoffice Transport - Dedicated - DS1 Facility Termination in combination - Per Month				UNC1X	U1TF1	\$77.8600	\$171.24	\$113.12	\$70.70	\$30.90			\$20.35	\$21.09	\$9.80	\$10.54
DS1 Channelization System in combination Per Month				UNC1X	MQ1	\$80.7700	\$214.52	\$49.95	\$75.98	\$13.60						
Voice Grade COCI - DS1 to DS0 Interface in combination - per month				UNCVX	1D1VG	\$0.9100										
Each Additional 2-Wire Analog VG Loop-SL2 in the same DS1 Interoffice Transport Combination-Zone 1	Loop With DS1 Dedicated Interoffice Transport (Additional 2-Wire Voice Grade Loop in same		1	UNCVX	UEAL2	\$16.56	\$108.76	\$35.47	\$72.94	\$10.88			\$20.35	\$0.00	\$0.00	\$0.00
Each Additional 2-Wire Analog VG Loop-SL2 in the same DS1 Interoffice Transport Combination-Zone 2	Loop With DS1 Dedicated Interoffice Transport (Additional 2-Wire Voice Grade Loop in same		2	UNCVX	UEAL2	\$21.63	\$108.76	\$35.47	\$72.94	\$10.88			\$20.35	\$21.09	\$9.80	\$10.54
Each Additional 2-Wire Analog VG Loop-SL2 in the same DS1 Interoffice Transport Combination-Zone 3	Loop With DS1 Dedicated Interoffice Transport (Additional 2-Wire Voice Grade Loop in same		3	UNCVX	UEAL2	\$28.28	\$108.76	\$35.47	\$72.94	\$10.88			\$20.35	\$0.00	\$0.00	\$0.00
Each Additional VG Loop COCI - DS1 to DS0 Interface in combination - per month				UNCVX	1D1VG	\$0.9100										
Nonrecurring Currently Combined Network Elements Switch -As-Is Charge	Loop or Local Channel and Interoffice Combination - Switch-as-is			UNC1X	UNCCC		\$52.73	\$24.62	\$9.12	\$9.12						
4-WIRE VOICE GRADE EXTENDED LOOP WITH DEDICATED DS1 INTEROFFICE TRANSPORT (EEL)																
First 4-Wire Analog Voice Grade Loop/DS1 Interoffice Transport Combination - Zone 1	4-Wire Voice Grade Extended Loop With DS1 Dedicated Interoffice Transport (First 4-Wire 56 or 64 kbps Digital Grade Loop with DS1 excluding mileage) - Zone 1		1	UNCVX	UEAL4	\$24.70	\$108.76	\$35.47	\$72.04	\$10.86			\$20.35	\$21.09	\$9.80	\$10.54

Unbundled Network Elements
TENNESSEE

UNBUNDLED NETWORK ELEMENT	UNBUNDLED NETWORK ELEMENT AS STATED IN DOCKET 97-01262	Not in TRA Docket 97-01262	Zone	BCS	USOC	RATES					OSS RATES					
						Nonrecurring		Nonrecurring			Svc Order Submitted Elec per LSR	Svc Order Submitted Manually per LSR	Incremental Charge - Manual Svc Order vs. Electronic-1st	Incremental Charge - Manual Svc Order vs. Electronic-Add'l	Incremental Charge - Manual Svc Order vs. Electronic-Disc 1st	Incremental Charge - Manual Svc Order vs. Electronic-Disc Add'l
						Rec	First	Add'l	First	Add'l						
						Rec	First	Add'l	First	Add'l	SOMECE	SOMAN	SOMAN	SOMAN	SOMAN	SOMAN
First 4-Wire Analog Voice Grade Loop/DS1 Interoffice Transport Combination - Zone 2	4-Wire Voice Grade Extended Loop With DS1 Dedicated Interoffice Transport (First 4-Wire 56 or 64 kbps Digital Grade Loop with DS1 excluding mileage) - Zone 2		2	UNCVX	UEAL4	\$32.25	\$108.76	\$35.47	\$72.04	\$10.86			\$20.35	\$21.09	\$9.80	\$10.54
First 4-Wire Analog Voice Grade Loop/DS1 Interoffice Transport Combination - Zone 3	4-Wire Voice Grade Extended Loop With DS1 Dedicated Interoffice Transport (First 4-Wire 56 or 64 kbps Digital Grade Loop with DS1 excluding mileage) - Zone 3		3	UNCVX	UEAL4	\$42.17	\$108.76	\$35.47	\$72.04	\$10.86			\$20.35	\$21.09	\$9.80	\$10.54
Interoffice Transport - Dedicated - DS1 combination - Per Mile Per Month	Interoffice Transport - Dedicated - DS1 - Per Mile			UNC1X	1L5XX	\$0.3562										
Interoffice Transport - Dedicated - DS1 Facility Termination in combination- Per Month				UNC1X	U1TF1	\$77.8600	\$171.24	\$113.12	\$70.70	\$30.90			\$20.35	\$21.09	\$9.80	\$10.54
DS1 Channelization System in combinator Per Month				UNC1X	MQ1	\$80.7700	\$214.52	\$49.95	\$75.98	\$13.60						
Voice Grade COCI - DS1 to DS0 Interface in combination - per month				UNCVX	1D1VG	\$0.9100										
Additional 4-Wire Analog Voice Grade Loop in same DS1 Interoffice Transport Combination - Zone 1	4-Wire Voice Grade Extended Loop With DS1 Dedicated Interoffice Transport (Additional 4-Wire 56 or 64 kbps in same DS1 excluding mileage) -Zone 1		1	UNCVX	UEAL4	\$24.70	\$108.76	\$35.47	\$72.04	\$10.86			\$20.35	\$21.09	\$9.80	\$10.54
Additional 4-Wire Analog Voice Grade Loop in same DS1 Interoffice Transport Combination - Zone 2	4-Wire Voice Grade Extended Loop With DS1 Dedicated Interoffice Transport (Additional 4-Wire 56 or 64 kbps in same DS1 excluding mileage) -Zone 2		2	UNCVX	UEAL4	\$32.25	\$108.76	\$35.47	\$72.04	\$10.86			\$20.35	\$21.09	\$9.80	\$10.54
Additional 4-Wire Analog Voice Grade Loop in same DS1 Interoffice Transport Combination - Zone 3	4-Wire Voice Grade Extended Loop With DS1 Dedicated Interoffice Transport (Additional 4-Wire 56 or 64 kbps in same DS1 excluding mileage) -Zone 3		3	UNCVX	UEAL4	\$42.17	\$108.76	\$35.47	\$72.04	\$10.86			\$20.35	\$21.09	\$9.80	\$10.54
Voice Grade COCI - DS1 to DS0 Interface in combination - per month				UNCVX	1D1VG	\$0.9100										
Nonrecurring Currently Combined Network Elements Switch -As-Is Charge	Non-Recurring Cost for Extended Loop or Local Channel and Interoffice combination Switch-as-is			UNC1X	UNCCC		\$52.73	\$24.62	\$9.12	\$9.12						
4-WIRE 56 KBPS EXTENDED DIGITAL LOOP WITH DEDICATED DS1 INTEROFFICE TRANSPORT (EEL)																
First 4-Wire 56Kbps Digital Grade Loop/DS1 Interoffice Transport Combination - Zone 1	4-Wire 56 or 64 kbps Extended Digital Loop With Dedicated DS1 Interoffice Transport (First 4-Wire 56 or 64 kbps Digital Grade Loop with DS1 excluding mileage) - Zone 1		1	UNCDX	UDL56	\$31.10	\$108.76	\$35.47	\$72.94	\$10.86			\$20.35	\$21.09	\$9.80	\$10.54
First 4-Wire 56Kbps Digital Grade Loop/DS1 Interoffice Transport Combination - Zone 2	4-Wire 56 or 64 kbps Extended Digital Loop With Dedicated DS1 Interoffice Transport (First 4-Wire 56 or 64 kbps Digital Grade Loop with DS1 excluding mileage) - Zone 2		2	UNCDX	UDL56	\$40.76	\$108.76	\$35.47	\$72.94	\$10.86			\$20.35	\$21.09	\$9.80	\$10.54

Unbundled Network Elements
TENNESSEE

UNBUNDLED NETWORK ELEMENT	UNBUNDLED NETEORK ELEMENT AS STATED IN DOCKET 97-01262	Not in TRA Docket 97-01262	Zone	BCS	USOC	RATES					OSS RATES					
						Nonrecurring		Disconnect			Svc Order Submitted Elec per LSR	Svc Order Submitted Manually per LSR	Incremental Charge - Manual Svc Order vs. Electronic-1st	Incremental Charge - Manual Svc Order vs. Electronic-Add'l	Incremental Charge - Manual Svc Order vs. Electronic-Disc 1st	Incremental Charge - Manual Svc Order vs. Electronic-Disc Add'l
						Rec	First	Add'l	First	Add'l						
						SOMECC	SOMAN	SOMAN	SOMAN	SOMAN	SOMAN					
First 4-Wire 56Kbps Digital Grade Loop/DS1 Interoffice Transport Combination - Zone 3	4-Wire 56 or 64 kbps Extended Digital Loop With Dedicated DS1 Interoffice Transport (First 4-Wire 56 or 64 kbps Digital Grade Loop with DS1 excluding mileage) - Zone 3		3	UNCDX	UDL56	\$53.11	\$108.76	\$35.47	\$72.94	\$10.86			\$20.35	\$21.09	\$9.80	\$10.54
Interoffice Transport - Dedicated - DS1 combination - Per Mile Per Month	Interoffice Transport - Dedicated - DS1 - Per Mile			UNC1X	1L5XX	\$0.3562										
Interoffice Transport - Dedicated - DS1 Facility Termination in combination- Per Month				UNC1X	U1TF1	\$77.8600	\$171.24	\$113.12	\$70.70	\$30.90			\$20.35	\$21.09	\$9.80	\$10.54
DS1 Channelization System in combinator Per Month				UNC1X	MQ1	\$80.7700	\$214.52	\$49.95	\$75.98	\$13.60						
OCU-DP COCI (data) - DS1 to DS0 Channel System - per month (2.4-64kbs)				UNCDX	1D1DD	\$1.82	\$6.07	\$4.66								
Additional 4-Wire 56Kbps Digital Grade Loopin same DS1 Interoffice Transport Combination - Zone 1	4-Wire 56 or 64 kbps Extended Digital Loop With Dedicated DS1 Interoffice Transport (Additional 4-Wire 56 or 64 kbps Digital Grade Loop in same DS1 excluding mileage) -Zone 1		1	UNCDX	UDL56	\$31.10	\$108.76	\$35.47	\$72.94	\$10.86			\$20.35	\$21.09	\$9.80	\$10.54
Additional 4-Wire 56Kbps Digital Grade Loopin same DS1 Interoffice Transport Combination - Zone 2	4-Wire 56 or 64 kbps Extended Digital Loop With Dedicated DS1 Interoffice Transport (Additional 4-Wire 56 or 64 kbps Digital Grade Loop in same DS1 excluding mileage) -Zone 2		2	UNCDX	UDL56	\$40.76	\$108.76	\$35.47	\$72.94	\$10.86			\$20.35	\$21.09	\$9.80	\$10.54
Additional 4-Wire 56Kbps Digital Grade Loopin same DS1 Interoffice Transport Combination - Zone 3	4-Wire 56 or 64 kbps Extended Digital Loop With Dedicated DS1 Interoffice Transport (Additional 4-Wire 56 or 64 kbps Digital Grade Loop in same DS1 excluding mileage) -Zone 3		3	UNCDX	UDL56	\$53.11	\$108.76	\$35.47	\$72.94	\$10.86			\$20.35	\$21.09	\$9.80	\$10.54
OCU-DP COCI (data) - DS1 to DS0 Channel System - per month (2.4-64kbs)				UNCDX	1D1DD	\$1.82	\$6.07	\$4.66								
Nonrecurring Currently Combined Network Elements Switch -As-Is Charge	Nonrecurring Cost for Extended Loop or Local Channel and Interoffice Combination Switch-as-is			UNC1X	UNCCC		\$52.73	\$24.62	\$9.12	\$9.12						
4-WIRE 64 KBPS EXTENDED DIGITAL LOOP WITH DEDICATED DS1 INTEROFFICE TRANSPORT (EEL)																
First 4-Wire 64Kbps Digital Grade Loop/DS1 Interoffice Transport Combination - Zone 1	4-Wire 56 or 64 kbps Extended Digital Loop With Dedicated DS1 Interoffice Transport (First 4-Wire 56 or 64 kbps Digital Grade Loop with DS1 excluding mileage) - Zone 1		1	UNCDX	UDL64	\$31.10	\$108.76	\$35.47	\$72.94	\$10.86			\$20.35	\$21.09	\$9.80	\$10.54
First 4-Wire 64Kbps Digital Grade Loop/DS1 Interoffice Transport Combination - Zone 2	4-Wire 56 or 64 kbps Extended Digital Loop With Dedicated DS1 Interoffice Transport (First 4-Wire 56 or 64 kbps Digital Grade Loop with DS1 excluding mileage) - Zone 2		2	UNCDX	UDL64	\$40.76	\$108.76	\$35.47	\$72.94	\$10.86			\$20.35	\$21.09	\$9.80	\$10.54
First 4-Wire 64Kbps Digital Grade Loop/DS1 Interoffice Transport Combination - Zone 3	4-Wire 56 or 64 kbps Extended Digital Loop With Dedicated DS1 Interoffice Transport (First 4-Wire 56 or 64 kbps Digital Grade Loop with DS1 excluding mileage) - Zone 3		3	UNCDX	UDL64	\$53.11	\$108.76	\$35.47	\$72.94	\$10.86			\$20.35	\$21.09	\$9.80	\$10.54

Unbundled Network Elements
TENNESSEE

UNBUNDLED NETWORK ELEMENT	UNBUNDLED NETWORK ELEMENT AS STATED IN DOCKET 97-01262	Not in TRA Docket 97-01262	Zone	BCS	USOC	RATES				OSS RATES					
						Nonrecurring		Disconnect		Svc Order Submitted Elec per LSR	Svc Order Submitted Manually per LSR	Incremental Charge - Manual Svc Order vs. Electronic-1st	Incremental Charge - Manual Svc Order vs. Electronic-Add'l	Incremental Charge - Manual Svc Order vs. Electronic-Disc 1st	Incremental Charge - Manual Svc Order vs. Electronic-Disc Add'l
						Rec	First	Add'l	First						
						SOME C	SOMAN	SOMAN	SOMAN	SOMAN	SOMAN				
Interoffice Transport - Dedicated - DS1 combination - Per Mile Per Month	Interoffice Transport - Dedicated - DS1 - Per Mile			UNC1X	1L5XX	\$0.3562									
Interoffice Transport - Dedicated - DS1 Facility Termination in combination- Per Month				UNC1X	U1TF1	\$77.8600	\$171.24	\$113.12	\$70.70	\$30.90		\$20.35	\$21.09	\$9.80	\$10.54
DS1 Channelization System in combination Per Month				UNC1X	MQ1	\$80.7700	\$214.52	\$49.95	\$75.98	\$13.60					
OCU-DP COCI (data) - DS1 to DS0 Channel System - per month (2.4-64kbs)				UNCDX	1D1DD	\$1.82	\$6.07	\$4.66							
Additional 4-Wire546Kbps Digital Grade Loopin same DS1 Interoffice Transport Combination - Zone 1	4-Wire 56 or 64 kbps Extended Digital Loop With Dedicated DS1 Interoffice Transport (Additional 4-Wire 56 or 64 kbps Digital Grade Loop in same DS1 excluding mileage) -Zone 1		1	UNCDX	UDL64	\$31.10	\$108.76	\$35.47	\$72.94	\$10.86		\$20.35	\$21.09	\$9.80	\$10.54
Additional 4-Wire546Kbps Digital Grade Loopin same DS1 Interoffice Transport Combination - Zone 2	4-Wire 56 or 64 kbps Extended Digital Loop With Dedicated DS1 Interoffice Transport (Additional 4-Wire 56 or 64 kbps Digital Grade Loop in same DS1 excluding mileage) -Zone 2		2	UNCDX	UDL64	\$40.76	\$108.76	\$35.47	\$72.94	\$10.86		\$20.35	\$21.09	\$9.80	\$10.54
Additional 4-Wire546Kbps Digital Grade Loopin same DS1 Interoffice Transport Combination - Zone 3	4-Wire 56 or 64 kbps Extended Digital Loop With Dedicated DS1 Interoffice Transport (Additional 4-Wire 56 or 64 kbps Digital Grade Loop in same DS1 excluding mileage) -Zone 3		3	UNCDX	UDL64	\$53.11	\$108.76	\$35.47	\$72.94	\$10.86		\$20.35	\$21.09	\$9.80	\$10.54
Nonrecurring Currently Combined Network Elements Switch -As-Is Charge	Nonrecurring Cost for Extended Loop or Local Channel and Interoffice Combination Switch-as-is			UNC1X	UNCCC		\$52.73	\$24.62	\$9.12	\$9.12					
2-WIRE VOICE GRADE DEDICATED EXTENDED LOCAL CHANNEL WITH DEDICATED DS1 INTEROFFICE TRANSPORT (EEL)															
First 2-Wire Local Channel with/DS1 Interoffice Transport Combination - Zone 1	Extended 2-Wire Voice Grade Dedicated Local Channel with Dedicated DS1 Interoffice Transport (First 2-Wire Local Channel with DS1 excluding mileage) - Zone 1		1	UNCVX	ULDV2	\$17.18	\$108.76	\$35.47	\$72.94	\$10.88		\$20.35	\$21.09	\$9.80	\$10.54
First 2-Wire Local Channel with/DS1 Interoffice Transport Combination - Zone 2	Extended 2-Wire Voice Grade Dedicated Local Channel with Dedicated DS1 Interoffice Transport (First 2-Wire Local Channel with DS1 excluding mileage) - Zone 2		2	UNCVX	ULDV2	\$22.44	\$108.76	\$35.47	\$72.94	\$10.88		\$20.35	\$21.09	\$9.80	\$10.54
First 2-Wire Local Channel with/DS1 Interoffice Transport Combination - Zone 3	Extended 2-Wire Voice Grade Dedicated Local Channel with Dedicated DS1 Interoffice Transport (First 2-Wire Local Channel with DS1 excluding mileage) - Zone 3		3	UNCVX	ULDV2	\$29.34	\$108.76	\$35.47	\$72.94	\$10.88		\$20.35	\$21.09	\$9.80	\$10.54
Interoffice Transport - Dedicated - DS1 combination - Per Mile Per Month	Interoffice Transport - Dedicated - DS1 - Per Mile			UNC1X	1L5XX	\$0.3562									
Interoffice Transport - Dedicated - DS1 Facility Termination in combination- Per Month				UNC1X	U1TF1	\$77.8600	\$171.24	\$113.12	\$70.70	\$30.90		\$20.35	\$21.09	\$9.80	\$10.54
DS1 Channelization System in combination Per Month				UNC1X	MQ1	\$80.7700	\$214.52	\$49.95	\$75.98	\$13.60					
Voice Grade COCI - DS1 to DS0 Interface in combination - per month				UNCVX	1D1VG	\$0.9100									

Unbundled Network Elements
TENNESSEE

UNBUNDLED NETWORK ELEMENT	UNBUNDLED NETWORK ELEMENT AS STATED IN DOCKET 97-01262	Not in TRA Docket 97-01262	Zone	BCS	USOC	RATES					OSS RATES					
						Nonrecurring		Disconnect			Svc Order Submitted Elec per LSR	Svc Order Submitted Manually per LSR	Incremental Charge - Manual Svc Order vs. Electronic-1st	Incremental Charge - Manual Svc Order vs. Electronic-Add'l	Incremental Charge - Manual Svc Order vs. Electronic-Disc 1st	Incremental Charge - Manual Svc Order vs. Electronic-Disc Add'l
						Rec	First	Add'l	First	Add'l						
Additional 2-Wire Voice Grade Channel in Same DSI Interoffice Transport Combination Zone 1	Extended 2-Wire Voice Grade Dedicated Local Channel with Dedicated DS1 Interoffice Transport (Additional 2-Wire Voice Grade Channel in same DS1 excluding mileage) -Zone 1		1	UNCVX	ULDV2	\$17.18	\$108.76	\$35.47	\$72.94	\$10.88			\$20.35	\$21.09	\$9.80	\$10.54
Additional 2-Wire Voice Grade Channel in Same DSI Interoffice Transport Combination Zone 2	Extended 2-Wire Voice Grade Dedicated Local Channel with Dedicated DS1 Interoffice Transport (Additional 2-Wire Voice Grade Channel in same DS1 excluding mileage) -Zone 2		2	UNCVX	ULDV2	\$22.44	\$108.76	\$35.47	\$72.94	\$10.88			\$20.35	\$21.09	\$9.80	\$10.54
Additional 2-Wire Voice Grade Channel in Same DSI Interoffice Transport Combination Zone 3	Extended 2-Wire Voice Grade Dedicated Local Channel with Dedicated DS1 Interoffice Transport (Additional 2-Wire Voice Grade Channel in same DS1 excluding mileage) -Zone 3		3	UNCVX	ULDV2	\$29.34	\$108.76	\$35.47	\$72.94	\$10.88			\$20.35	\$21.09	\$9.80	\$10.54
Voice Grade COCI - DS1 to DS0 Interface in combination - per month				UNCVX	1D1VG	\$0.9100										
Nonrecurring Currently Combined Network Elements Switch -As-Is Charge	Nonrecurring Cost for Extended Loop or Local Channel and Interoffice combination Switch-as-is			UNC1X	UNCCC		\$52.73	\$24.62	\$9.12	\$9.12						
4-WIRE VOICE GRADE DEDICATED EXTENDED LOCAL CHANNEL WITH DEDICATED DS1 INTEROFFICE TRANSPORT (EEL)																
First 4-Wire Local Channel with/DS1 Interoffice Transport Combination - Zone 1	Extended 4-Wire Voice Grade Dedicated Local Channel with Dedicated DS1 Interoffice Transport (First 4-Wire Local Channel with DS1 excluding mileage) - Zone 1		1			\$18.18	\$108.76	\$35.47	\$72.94	\$10.88			\$20.35	\$21.09	\$9.80	\$10.54
First 4-Wire Local Channel with/DS1 Interoffice Transport Combination - Zone 2	Extended 4-Wire Voice Grade Dedicated Local Channel with Dedicated DS1 Interoffice Transport (First 4-Wire Local Channel with DS1 excluding mileage) - Zone 2		2			\$23.75	\$108.76	\$35.47	\$72.94	\$10.88			\$20.35	\$21.09	\$9.80	\$10.54
First 4-Wire Local Channel with/DS1 Interoffice Transport - Zone 3	Extended 4-Wire Voice Grade Dedicated Local Channel with Dedicated DS1 Interoffice Transport (First 4-Wire Local Channel with DS1 excluding mileage) - Zone 3		3			\$31.05	\$108.76	\$35.47	\$72.94	\$10.88			\$20.35	\$21.09	\$9.80	\$10.54
Interoffice Transport - Dedicated - DS1 combination - Per Mile Per Month	Interoffice Transport - Dedicated - DS1 - Per Mile			UNC1X	U1TF1	\$0.3562										
Interoffice Transport - Dedicated - DS1 Facility Termination in combination - Per Month				UNC1X	U1TF1	\$77.8600	\$171.24	\$113.12	\$70.70	\$30.90			\$20.35	\$21.09	\$9.80	\$10.54
DS1 Channelization System in combination Per Month				UNC1X	MQ1	\$80.7700	\$214.52	\$49.95	\$75.98	\$13.60						
Voice Grade COCI - DS1 to DS0 Interface in combination - per month				UNCVX	1D1VG	\$0.9100										

Unbundled Network Elements
TENNESSEE

UNBUNDLED NETWORK ELEMENT	UNBUNDLED NETWORK ELEMENT AS STATED IN DOCKET 97-01262	Not in TRA Docket 97-01262	Zone	BCS	USOC	RATES					OSS RATES					
						Nonrecurring		Disconnect			Svc Order Submitted Elec per LSR	Svc Order Submitted Manually per LSR	Incremental Charge - Manual Svc Order vs. Electronic-1st	Incremental Charge - Manual Svc Order vs. Electronic-Add'l	Incremental Charge - Manual Svc Order vs. Electronic-Disc 1st	Incremental Charge - Manual Svc Order vs. Electronic-Disc Add'l
						Rec	First	Add'l	First	Add'l						
						SOMECC	SOMAN	SOMAN	SOMAN	SOMAN	SOMAN					
Additional 4-Wire Voice Grade Channel in Same DSI Interoffice Transport Combination Zone 1	Extended 4-Wire Voice Grade Dedicated Local Channel with Dedicated DS1 Interoffice Transport (Additional 4-Wire Voice Grade Channel in same DS1 excluding mileage) -Zone 1		1			\$18.18	\$108.76	\$35.47	\$72.94	\$10.88			\$20.35	\$21.09	\$9.80	\$10.54
Additional 4-Wire Voice Grade Channel in Same DSI Interoffice Transport Combination Zone 2	Extended 4-Wire Voice Grade Dedicated Local Channel with Dedicated DS1 Interoffice Transport (Additional 4-Wire Voice Grade Channel in same DS1 excluding mileage) -Zone 2		2			\$23.75	\$108.76	\$35.47	\$72.94	\$10.88			\$20.35	\$21.09	\$9.80	\$10.54
Additional 4-Wire Voice Grade Channel in Same DSI Interoffice Transport Combination Zone 3	Extended 4-Wire Voice Grade Dedicated Local Channel with Dedicated DS1 Interoffice Transport (Additional 4-Wire Voice Grade Channel in same DS1 excluding mileage) -Zone 3		3			\$31.05	\$108.76	\$35.47	\$72.94	\$10.88			\$20.35	\$21.09	\$9.80	\$10.54
Voice Grade COCI - DS1 to DS0 Interface in combination - per month				UNCVX	1D1VG	\$0.9100										
Nonrecurring Currently Combined Network Elements Switch -As-Is Charge	Nonrecurring Cost for Extended Loop or Local Channel and Interoffice Combination Switch-as-is			UNC1X	UNCCC		\$52.73	\$24.62	\$9.12	\$9.12						
4-WIRE DS1 DIGITAL EXTENDED LOOP WITH DEDICATED DS1 INTEROFFICE TRANSPORT (EEL)																
4-Wire DS1 Digital Loop in Combination with DS1 Interoffice Transport - Zone 1	Extended 4-Wire DS1 Digital Loop With Dedicated DS1 Interoffice Transport (First 4-Wire DS1 Digital Loop with DS1 excluding mileage) Zone 1		1	UNC1X	USLXX	\$57.73	\$228.40	\$161.74	\$79.87	\$24.88			\$20.35	\$21.09	\$9.60	\$10.54
4-Wire DS1 Digital Loop in Combination with DS1 Interoffice Transport - Zone 2	Extended 4-Wire DS1 Digital Loop With Dedicated DS1 Interoffice Transport (First 4-Wire DS1 Digital Loop with DS1 excluding mileage) Zone 2		2	UNC1X	USLXX	\$75.40	\$228.40	\$161.74	\$79.87	\$24.88			\$20.35	\$21.09	\$9.60	\$10.54
4-Wire DS1 Digital Loop in Combination with DS1 Interoffice Transport - Zone 3	Extended 4-Wire DS1 Digital Loop With Dedicated DS1 Interoffice Transport (First 4-Wire DS1 Digital Loop with DS1 excluding mileage) Zone 3		3	UNC1X	USLXX	\$98.56	\$228.40	\$161.74	\$79.87	\$24.88			\$20.35	\$21.09	\$9.60	\$10.54
Interoffice Transport - Dedicated - DS1 combination - Per Mile Per Month	Interoffice Transport - Dedicated - DS1 - Per Mile			UNC1X	1L5XX	\$0.3562										
Interoffice Transport - Dedicated - DS1 combination - Facility Termination Per Month				UNC1X	U1TF1	\$77.8300	\$171.24	\$113.12	\$70.07	\$30.90			\$20.35	\$21.05	\$9.60	\$10.54
Nonrecurring Currently Combined Network Elements Switch -As-Is Charge	Nonrecurring Cost for Extended Loop or Local Channel and Interoffice Combination Switch-as-is			UNC1X	UNCCC		\$52.73	\$24.62	\$9.12	\$9.12						
Currently Combined Network Transport Elements (Non-Switched Combinations Resulting from a Conversion)																
Local Channel - Dedicated - 2-Wire VG																
Per Month - Zone 1		**	1	UNCVX	ULDV2	\$17.18										
Per Month - Zone 2			2	UNCVX	ULDV2	\$22.44										
Per Month - Zone 3			3	UNCVX	ULDV2	\$29.34										
Local Channel - Dedicated - 2-Wire VG - Rev																

Unbundled Network Elements
TENNESSEE

UNBUNDLED NETWORK ELEMENT	UNBUNDLED NETWORK ELEMENT AS STATED IN DOCKET 97-01262	Not in TRA Docket 97-01262	Zone	BCS	USOC	RATES				OSS RATES							
						Rec	Nonrecurring		Disconnect		Svc Order Submitted Elec per LSR	Svc Order Submitted Manually per LSR	Incremental Charge - Manual Svc Order vs. Electronic-1st	Incremental Charge - Manual Svc Order vs. Electronic-Add'l	Incremental Charge - Manual Svc Order vs. Electronic-Disc 1st	Incremental Charge - Manual Svc Order vs. Electronic-Disc Add'l	
							First	Add'l	First	Add'l							
							SOMECC	SOMAN	SOMAN	SOMAN							
Per Month - Zone 1			1	UNCVX	ULDR2	\$17.18											
Per Month - Zone 2			2	UNCVX	ULDV2	\$22.44											
Per Month - Zone 3		**	3	UNCVX	ULDV2	\$29.34											
Local Channel - Dedicated - 4-Wire VG																	
Monthly Recurring per month		**		UNCVX	ULDV4	\$20.56											
Local Channel - Dedicated - DS1																	
DS1 Monthly Recurring per month		**		UNC1X	ULDF1	\$20.56	\$201.53	\$24.83	\$55.52	\$5.51		\$20.35	\$10.54	\$13.30			
Interoffice Channel - Dedicated - 2-wire VG																	
Interoffice Channel - Dedicated 2-wire VG - per mile per month		**		UNCVX	1L5XX	\$0.0174											
Interoffice Channel - Dedicated 2-wire VG - Facility Termination per month		**		UNCVX	U1TV2	\$18.58											
Interoffice Channel - Dedicated - 2-wire VG Rev Battery																	
Interoffice Channel - Dedicated 2-wire VG - per mile per month		**		UNCVX	1L5XX	\$0.0174											
Interoffice Channel - Dedicated 2-wire VG - Facility Termination per month		**		UNCVX	U1TR2	\$18.58											
Interoffice Channel - Dedicated - 56kbps																	
Interoffice Channel - Dedicated- 56 kbps - per mile per month		**		UNCDX	1L5XX	\$0.0174											
Interoffice Channel - Dedicated - 56 kbps - Facility Termination per month		**		UNCDX	U1TD5	\$17.98											
Interoffice Channel - Dedicated - 64kbps																	
Interoffice Channel - Dedicated - 64 kbps - per mile per month		**		UNCDX	1L5XX	\$0.0174											
Interoffice Channel - Dedicated - 64 kbps - Facility Termination per month		**		UNCDX	U1TD6	\$17.98											
Interoffice Channel - Dedicated - DS1																	
Interoffice Channel - Dedicated - DS1 - per mile per month		**		UNC1X	1L5XX	\$0.3562											
Interoffice Channel - Dedicated - DS1 - Facility Termination per month		**		UNC1X	U1TF1	\$77.86											
Local Loop - Dedicated - 2-Wire VG																	
Local Loop - Dedicated - 2-Wire VG - Monthly Recurring per month - Zone 1		**	1	UNCVX	UEAL2	\$16.56											
Local Loop - Dedicated - 2-Wire VG - Monthly Recurring per month - Zone 2		**	2	UNCVX	UEAL2	\$21.63											
Local Loop - Dedicated - 2-Wire VG - Monthly Recurring per month - Zone 3		**	3	UNCVX	UEAL2	\$28.28											
Local Loop - Dedicated - 2-Wire VG - Monthly Recurring per mile per month		**		UNCVX	1L5ND	\$0.00											
Local Loop - Dedicated - 2-Wire VG - Rev Bat.																	
Local Loop - Dedicated - 2-Wire VG - Rev Bat - Monthly Recurring per month - Zone 1		**	1	UNCVX	UEAR2	\$16.56											
Local Loop - Dedicated - 2-Wire VG - Rev Bat - Monthly Recurring per month - Zone 2		**	2	UNCVX	UEAR2	\$21.63											
Local Loop - Dedicated - 2-Wire VG - Rev Bat - Monthly Recurring per month - Zone 3		**	3	UNCVX	UEAR2	\$28.28											

Unbundled Network Elements
TENNESSEE

UNBUNDLED NETWORK ELEMENT	UNBUNDLED NETWORK ELEMENT AS STATED IN DOCKET 97-01262	Not in TRA Docket 97-01262	Zone	BCS	USOC	RATES				OSS RATES					
						Nonrecurring		Disconnect		Svc Order Submitted Elec per LSR	Svc Order Submitted Manually per LSR	Incremental Charge - Manual Svc Order vs. Electronic-1st	Incremental Charge - Manual Svc Order vs. Electronic-Add'l	Incremental Charge - Manual Svc Order vs. Electronic-Disc 1st	Incremental Charge - Manual Svc Order vs. Electronic-Disc Add'l
						Rec	First	Add'l	First						
						SOMEc	SOMAN	SOMAN	SOMAN	SOMAN					
Local Loop - Dedicated - 4-Wire VG															
Local Loop - Dedicated - 4-Wire VG - Monthly Recurring per month - Zone 1		**	1	UNCVX	UEAL4	\$24.70									
Local Loop - Dedicated - 4-Wire VG - Monthly Recurring per month - Zone 2		**	2	UNCVX	UEAL4	\$32.25									
Local Loop - Dedicated - 4-Wire VG - Monthly Recurring per month - Zone 3		**	3	UNCVX	UEAL4	\$42.17									
Local Loop - Dedicated - 2-Wire ISDN Digital															
Local Loop - Dedicated - 2-Wire ISDN - Monthly Recurring per month - Zone 1		**	1	UNCVX	U1L2X	\$22.00									
Local Loop - Dedicated - 2-Wire ISDN - Monthly Recurring per month - Zone 2		**	2	UNCVX	U1L2X	\$29.02									
Local Loop - Dedicated - 2-Wire ISDN - Monthly Recurring per month - Zone 3		**	3	UNCVX	U1L2X	\$37.95									
Local Loop - Dedicated - 4-Wire 56 kbps															
Local Loop - Dedicated - 4-Wire 56 kbps Digital - Monthly Recurring per month - Zone 1		**	1	UNCVX	UDL56	\$31.10									
Local Loop - Dedicated - 4-Wire 56 kbps Digital - Monthly Recurring per month - Zone 2		**	2	UNCVX	UDL56	\$40.61									
Local Loop - Dedicated - 4-Wire 56 kbps Digital - Monthly Recurring per month - Zone 3		**	3	UNCVX	UDL56	\$53.11									
Local Loop - Dedicated - 4-Wire 64 kbps															
Local Loop - Dedicated - 4-Wire 64 kbps Digital - Monthly Recurring per month - Zone 1		**	1	UNCVX	UDL64	\$31.10									
Local Loop - Dedicated - 4-Wire 64 kbps Digital - Monthly Recurring per month - Zone 2		**	2	UNCVX	UDL64	\$40.61									
Local Loop - Dedicated - 4-Wire 64 kbps Digital - Monthly Recurring per month - Zone 3		**	3	UNCVX	UDL64	\$53.11									
Local Loop - Dedicated - DS1															
Local Loop - Dedicated - DS1 - Monthly Recurring per month - Zone 1		**	1	UNC1X	USLXX	\$57.73									
Local Loop - Dedicated - DS1 - Monthly Recurring per month - Zone 2		**	2	UNC1X	USLXX	\$75.40									
Local Loop - Dedicated - DS1 - Monthly Recurring per month - Zone 3		**	3	UNC1X	USLXX	\$98.59									
DS1 Channelization															
DS1 to DS0 Channel System per month		**		UNC1X	MQ1	\$80.77									
OCU-DP COCI (data) - DS1 to DS0 Channel System - per month (2.4-64kbs)		**		UNCDX	1D1DD	\$1.82									
2-wire ISDN COCI (BRITE) - DS1 to DS0 Channel System - per month		**		UNCNX	UC1CA	\$3.10									
Voice Grade COCI - DS1 to DS0 Channel System - per month		**		UNCVX	1D1VG	\$0.91									
MULTIPLEXERS															
DS3 to DS1 Channel System per month		**		UNC3X	MQ3	\$222.98									

Unbundled Network Elements
TENNESSEE

	UNBUNDLED NETWORK ELEMENT	UNBUNDLED NETWORK ELEMENT AS STATED IN DOCKET 97-01262	Not in TRA Docket 97-01262	Zone	BCS	USOC	RATES				OSS RATES						
							Rec	Nonrecurring		Disconnect		Svc Order Submitted Elec per LSR	Svc Order Submitted Manually per LSR	Incremental Charge - Manual Svc Order vs. Electronic-1st	Incremental Charge - Manual Svc Order vs. Electronic-Add'l	Incremental Charge - Manual Svc Order vs. Electronic-Disc 1st	Incremental Charge - Manual Svc Order vs. Electronic-Disc Add'l
								First	Add'l	First	Add'l						
								SOMECH	SOMAN	SOMAN	SOMAN						
	STS1 to DS1 Channel System per month		**		UNCSX	MQ3	\$222.98										
	DS3 Interface Unit (DS1 COCI) used with Loop per month		**		UNC1X	UC1D1	\$17.58										
* Rates for these elements, products or services were not ordered by the TRA in Docket No. 97-01262. However, such elements, products or services are necessary for the provision of other elements, products or services for which permanent rates were ordered.																	
** Rates for these elements, products or services are related to a combination(s) ordered by the TRA in Docket No. 97-01262.																	

LOCAL INTERCONNECTION
Tennessee
Xspedius

UNBUNDLED NETWORK ELEMENT	UNBUNDLED NETWORK ELEMENT AS STATED IN DOCKET 97-01262	Not in TRA Docket 97- 01262	Zone	BCS	USOC	RATES				OSS RATES					
						Nonrecurring		Disconnect		Svc Order Sub-mitted Elec per LSR	Svc Order Submitted Manually per LSR	Incremental Charge - Manual Svc Order vs. Electronic-1st	Incremental Charge - Manual Svc Order vs. Electronic-Add1	Incremental Charge - Manual Svc Order vs. Electronic-Disc 1st	Incremental Charge - Manual Svc Order vs. Electronic-Disc Add1
						Rec	First	Add1	First						
LOCAL INTERCONNECTION (CALL TRANSPORT AND TERMINATION)															
END OFFICE SWITCHING															
End Office Switching Function, Per MOU	End office switching function														
						\$0.0008041									
TANDEM SWITCHING															
Tandem Switching Function Per MOU	Tandem switching function														
						\$0.0009778									
LOCAL INTERCONNECTION (TRANSPORT)															
COMMON TRANSPORT (Shared)															
Common Transport - Per Mile, Per MOU	Common transport - per mile, per MOU														
						\$0.0000064									
Common Transport - Facilities Termination Per MOU	Common Transport - Facilities Termination per MOU														
						\$0.0003871									
INTEROFFICE CHANNEL - DEDICATED TRANSPORT - VOICE GRADE															
Interoffice Channel - Dedicated Transport - 2-Wire Voice Grade - Per Mile per month	Interoffice Transport - Dedicated - Voice Grade				U1TVX	1L5XF	\$0.0174								
Interoffice Channel - Dedicated Transport- 2-Wire Voice Grade - Facility Termination per month	Interoffice Transport - Dedicated - 2-Wire Voice Grade - Facility Termination				U1TVX	1L5XF	\$18.58	\$55.39	\$17.37	\$27.96	\$3.51	\$20.35	\$21.09	\$9.80	\$10.54
INTEROFFICE CHANNEL - DEDICATED TRANSPORT - 56/64 Kbps															
Interoffice Channel - Dedicated Transport - 56 kbps - per mile per month	Interoffice Transport - Dedicated DSO - 56/64 kbps - Interoffice Transport - Dedicated - DSO - per mile				U1TDX	1L5XK	\$0.0174								
Interoffice Channel - Dedicated Transport - 56 kbps - Facility Termination per month	Interoffice Transport - Dedicated DSO - 56/64 kbps - Interoffice Transport - Dedicated - DSO - Facility Termination				U1TDX	1L5XK	\$17.98	\$55.39	\$17.37	\$27.96	\$3.51	\$20.35	\$21.09	\$9.80	\$10.54
Interoffice Channel - Dedicated Transport - 64 kbps - per mile per month	Interoffice Transport - Dedicated DSO - 56/64 kbps - Interoffice Transport - Dedicated - DSO - per mile				U1TDX	1L5XK	\$0.0174								
Interoffice Channel - Dedicated Transport - 64 kbps - Facility Termination per month	Interoffice Transport - Dedicated DSO - 56/64 kbps - Interoffice Transport - Dedicated - DSO - Facility Termination				U1TDX	1L5XK	\$17.98	\$55.39	\$17.37	\$27.96	\$3.51	\$20.35	\$21.09	\$9.80	\$10.54
INTEROFFICE CHANNEL - DEDICATED TRANSPORT - DS1															
Interoffice Channel - Dedicated Channel - DS1 Per Mile per month	Interoffice Transport - Dedicated - DS1 - per mile				U1TD1	1L5XIL	\$0.3562								
Interoffice Channel - Dedicated Transport - DS1 Facility Termination per month	Interoffice Transport - Dedicated - DS1 - Facility Termination				U1TD1	1L5XIL	\$77.86	\$112.40	\$76.27	\$19.55	\$14.99	\$20.35	\$21.09	\$9.80	\$10.54
LOCAL CHANNEL - DEDICATED TRANSPORT															
Local Channel - Dedicatd - 2-Wire Voice Grade per month - Zone 1	Local Channel - Dedicated - 2-Wire Voice Grade [shown here deaveraged]		1	ULDVX	TEFV3	\$17.18	\$199.33	\$24.16	\$54.81	\$4.80	\$20.35	\$10.54	\$13.30	\$0.00	
Local Channel - Dedicatd - 2-Wire Voice Grade per month - Zone 2	Local Channel - Dedicated - 2-Wire Voice Grade [shown here deaveraged]		2	ULDVX	TEFV3	\$22.44	\$199.33	\$24.16	\$54.81	\$4.80	\$20.35	\$10.54	\$13.30	\$0.00	
Local Cahnnel - Dedicated 2-Wire Voice Grade per month - Zone 3	Local Channel - Dedicated - 2-Wire Voice Grade [shown here deaveraged]		3	ULDVX	TEFV3	\$29.34	\$199.33	\$24.16	\$54.81	\$4.80	\$20.35	\$10.54	\$13.30	\$0.00	
Local Channel - Dedicated - 4-Wire Voice Grade per month - Zone 1	Local Channel - Dedicated - 4-Wire Voice Grade [shown here deaveraged]		1	ULDDX	TEFV4	\$18.18	\$201.53	\$24.83	\$55.52	\$5.51	\$20.35	\$10.54	\$13.30	\$0.00	
Local Channel - Dedicated - 4-Wire Voice Grade per month - Zone 2	Local Channel - Dedicated - 4-Wire Voice Grade [shown here deaveraged]		2	ULDDX	TEFV4	\$23.74	\$201.53	\$24.83	\$55.52	\$5.51	\$20.35	\$10.54	\$13.30	\$0.00	
Local Channel - Dedicated - 4-Wire Voice Grade per month - Zone 3	Local Channel - Dedicated - 4-Wire Voice Grade [shown here deaveraged]		3	ULDDX	TEFV4	\$31.05	\$201.53	\$24.83	\$55.52	\$5.51	\$20.35	\$10.54	\$13.30	\$0.00	
Local Channel - Dedicated - DS1 per month - Zone 1	Local Channel - Dedicated - Dedicated DS1 [shown here deaveraged]		1	ULDD1	TEFHG	\$36.24	\$277.35	\$233.26	\$33.18	\$22.30	\$45.68	\$1.76	\$21.75	\$1.76	
Local Channel - Dedicated - DS1 per month - Zone 2	Local Channel - Dedicated - Dedicated DS1 [shown here deaveraged]		2	ULDD1	TEFHG	\$47.33	\$277.35	\$233.26	\$33.18	\$22.30	\$45.68	\$1.76	\$21.75	\$1.76	
Local Channel - Dedicated - DS1 per month - Zone 3	Local Channel - Dedicated - Dedicated DS1 [shown here deaveraged]		3	ULDD1	TEFHG	\$61.89	\$277.35	\$233.26	\$33.18	\$22.30	\$45.68	\$1.76	\$21.75	\$1.76	
MULTIPLEXERS															

LOCAL INTERCONNECTION
Tennessee
Xspedius

UNBUNDLED NETWORK ELEMENT	UNBUNDLED NETWORK ELEMENT AS STATED IN DOCKET 97-01262	Not in TRA Docket 97- 01262	Zone	BCS	USOC	RATES					OSS RATES					
						Rec	Nonrecurring		Disconnect		Svc Order Sub-mitted Elec per LSR	Svc Order Submitted Manually per LSR	Incremental Charge - Manual Svc Order vs. Electronic-1st	Incremental Charge - Manual Svc Order vs. Electronic-Add'l	Incremental Charge - Manual Svc Order vs. Electronic-Disc 1st	Incremental Charge - Manual Svc Order vs. Electronic-Disc Add'l
							First	Add'l	First	Add'l						
							SOMECS	SOMAN	SOMAN	SOMAN						
Channelization - DS1 to DS0 Channel System	Channelization - Channel System DS1 to DSO			UXTD1	SATC1	\$80.77	\$141.87	\$77.11	\$14.51	\$13.46			\$20.35	\$9.80	\$11.49	\$1.18
OCU-DP COCI (data) - DS1 to DS0 Channel System - per month (2.4-64kbs)	Interface Unit - Interface DS1 to DSO - OCU - DP Card			UDL	SATSA	\$1.82	\$6.07	\$4.66					\$20.35	\$9.80	\$11.49	\$1.18
2-wire ISDN COCI (BRITE) - DS1 to DS0 Channel System - per month	Interface Unit - Interface DS1 to DSO - Brite Card			UDN	SATSA	\$3.10	\$6.07	\$4.66					\$20.35	\$9.80	\$11.49	\$1.18
Voice Grade COCI - DS1 to DS0 Channel System - per month	Interface Unit - Interface DS1 to DSO - Voice Grade Card			UEA	SATSA	\$0.91	\$6.07	\$4.66					\$20.35	\$9.80	\$11.49	\$1.18
DS3 to DS1 Channel System per month	Channelization - Channel System DS3 to DS1			UXTD3	SATCS	\$222.98	\$308.03	\$108.47	\$44.47	\$42.62			\$20.35	\$9.80	\$11.49	\$1.18
DS3 Interface Unit (DS1 COCI) per month	Interface Unit - Interface DS3 to DS1			USL	SATCO	\$17.58	\$6.07	\$4.66					\$20.35	\$9.80	\$11.49	\$1.18

ODUF/ADUF/CMD5
Tennessee
Xspedius

UNBUNDLED NETWORK ELEMENT	UNBUNDLED NETWORK ELEMENT AS STATED IN DOCKET 97-01262	Not in TRA Docket 97-01262	Zone	BCS	USOC	RATES				OSS RATES							
						Rec	Nonrecurring		Disconnect		Svc Order Submitted Elec per LSR	Svc Order Submitted Manually per LSR	Incremental Charge - Manual Svc Order vs. Electronic-1st	Incremental Charge - Manual Svc Order vs. Electronic-Add'l	Incremental Charge - Manual Svc Order vs. Electronic-Disc 1st		
							First	Add'l	First	Add'l							
							SOMECH	SOMAN	SOMAN	SOMAN							
ODUF/EDOUF/ADUF/CMD5																	
OPTIONAL DAILY USAGE FILE (ODUF)																	
ODUF: Recording, per message	OSS OLEC Daily Usage File Recording per message				N/A	\$0.0000044											
ODUF: Message Processing, per message	OSS OLEC Daily Usage File Message Distribution per message				N/A	\$0.0027366											
ODUF: Message Processing, per Magnetic Tape provisioned	OSS OLEC Daily Usage File Message Distribution per magnetic tape provisioned				N/A	\$52.75											
ODUF: Data Transmission (CONNECT:DIRECT), per message	OSS OLEC Daily Usage File Data Transmission (Connect: Direct), per message				N/A	\$0.0000339											

AMENDMENT TO
INTERCONNECTION AGREEMENT BETWEEN
BELLSOUTH TELECOMMUNICATIONS, INC.
AND
Xspedius Corp.
DATED January 1, 2000

This Agreement (the "Amendment") is made and entered into between BellSouth Telecommunications, Inc. ("BellSouth") a Georgia corporation, and Xspedius Corp ("Xspedius"), a Louisiana corporation.

WHEREAS, the Parties desire to amend that certain Interconnection Agreement between BellSouth and Xspedius dated January 1, 2000 (the "Interconnection Agreement") in order to incorporate vertical features and charges.

NOW THEREFORE, in consideration of the mutual provisions contained herein and other good and valuable consideration, the receipt and sufficiency of which are hereby acknowledged, BellSouth and Xspedius hereby covenant and agree as follows:

1. The Interconnection Agreement is hereby amended to restructure vertical features and feature charges located in the Port and Loop/Port Combination sections of Attachment 2, Exhibit C, as follows:

- a. Delete individual feature charges and the 'three available' feature category and charges;
- b. Delete non-recurring charges for features; only OSS will apply;
- c. Provide 'all available' features and charges as reflected in Exhibit 1 and by reference made a part of this Amendment.

3. The Parties agree that all of the other provisions of the Interconnection Agreement, dated January 1, 2000, shall remain in full force and effect.

4. The Parties further agree that either or both of the Parties is authorized to submit this Amendment to the appropriate regulatory body having jurisdiction over the subject matter of this Amendment, for approval subject to Section 252(e) of the federal Telecommunications Act of 1996.

This Amendment is made effective upon the date that it is signed by both Parties.

IN WITNESS WHEREOF, the parties hereto have caused this Amendment to be executed by their respective duly authorized representatives on the data indicated below.

Signed:

BellSouth Telecommunications, Inc.

Xspedius Corp.

By: Signature on File

By: Signature on File

Title: Senior Director

Title: CFO

Date: 10-15-2001

Date: 10-08-2001

249606

Unbundled Network Elements
ALABAMA

CATEGORY	NOTES	UNBUNDLED NETWORK ELEMENT	Interim	Zone	BCS	USOC	RATES (\$)						OSS RATES (\$)					
							Nonrecurring			Nonrecurring Disconnect			SOMEC	SOMAN	SOMAN	SOMAN	SOMAN	SOMAN
							Rec	First	Add'l	First	Add'l							
UNBUNDLED LOCAL EXCHANGE SWITCHING(PORTS)																		
		2-WIRE VOICE GRADE LINE PORT RATES (RES)																
		All Available Vertical Feature			UEPSR	UEPVF	2.64	0	0					27.37	12.97	17.77	1.44	
		2-WIRE VOICE GRADE LINE PORT RATES (BUS)																
		All Available Vertical Feature			UEPSB	UEPVF	2.64	0	0					27.37	12.97	17.77	1.44	
		EXCHANGE PORT RATES (2-WIRE ISDN - RES)																
		All Available Vertical Feature			UEPTX	UEPVF	2.64	0	0									
		EXCHANGE PORT RATES (2-WIRE ISDN - BUS)																
		All Available Vertical Feature			UEPSX	UEPVF	2.64	0	0									
		EXCHANGE PORT RATES (2-WIRE PBX - RES)																
		All Available Vertical Feature			UEPSE	UEPVF	2.64	0	0					27.37	12.97	17.77	0.48	
		EXCHANGE PORT RATES (2-WIRE PBX - BUS)																
		All Available Vertical Features			UEPSP	UEPVF	2.64	0	0					27.37	12.97	17.77	0.48	
UNBUNDLED PORT/LOOP COMBINATIONS - COST BASED RATES																		
Features shall apply to the Unbundled Port/Loop Combination - Cost Based Rate section in the same manner as they are applied to the Stand-Alone Unbundled Port section of this Rate Exhibit.																		
		2-WIRE VOICE GRADE LOOP WITH 2-WIRE LINE PORT (RES)																
		All Available Vertical Feature			UEPRX	UEPVF	2.64	0	0					40.71	9.58			
		2-WIRE VOICE GRADE LOOP WITH 2-WIRE LINE PORT (BUS)																
		All Available Vertical Feature			UEPBX	UEPVF	2.64	0	0					40.71	9.58			
		2-WIRE VOICE GRADE LOOP WITH 2-WIRE LINE PORT (RES - PBX)																
		All Available Vertical Feature			UEPRG	UEPVF	2.64	0	0					40.71	9.58			
		2-WIRE VOICE GRADE LOOP WITH 2-WIRE LINE PORT (BUS - PBX)																
		All Available Vertical Feature			UEPPX	UEPVF	2.64	0	0					40.71	9.58			
		2-WIRE ISDN DIGITAL GRADE LOOP WITH 2-WIRE ISDN DIGITAL LINE SIDE PORT (RES)																
		All Vertical Features - One per Channel B User Profile			UEPPR	UEPVF	2.64	0	0					19.99	19.99	0.42	20	
		2-WIRE ISDN DIGITAL GRADE LOOP WITH 2-WIRE ISDN DIGITAL LINE SIDE PORT (RES)																
		All Vertical Features - One per Channel B User Profile			UEPPB	UEPVF	2.64	0	0					19.99	19.99	0.42	20	
		Exchange Ports Associated with 4-Wire DS1 Loop with Channelization with Port FEATURES - Vertical and Optional																
		Local Switching Features Offered with Line Side Ports Only																
		All Available Vertical Feature			UEPPX	UEPVF	2.64	0	0					19.99				

Unbundled Network Elements
FLORIDA

CATEGORY	NOTES	UNBUNDLED NETWORK ELEMENT	Interim	Zone	BCS	USOC	RATES (\$)					OSS RATES (\$)												
							Nonrecurring			Nonrecurring Disconnect		SOMEC	SOMAN	SOMAN	SOMAN	SOMAN	SOMAN							
							Rec	First	Add'l	First	Add'l													
UNBUNDLED LOCAL EXCHANGE SWITCHING(PORTS)																								
		2-WIRE VOICE GRADE LINE PORT RATES (RES)																						
		All Available Vertical Feature			UEPSR	UEPVF	2.17	0	0															
		2-WIRE VOICE GRADE LINE PORT RATES (BUS)																						
		All Available Vertical Feature			UEPSB	UEPVF	2.17	0	0															
		EXCHANGE PORT RATES (2-WIRE ISDN - RES)																						
		All Available Vertical Feature			UEPTX	UEPVF	2.17	0	0															
		EXCHANGE PORT RATES (2-WIRE ISDN - BUS)																						
		All Available Vertical Feature			UEPSX	UEPVF	2.17	0	0															
		EXCHANGE PORT RATES (2-WIRE PBX - RES)																						
		All Available Vertical Feature			UEPSE	UEPVF	2.17	0	0								21.56	21.56	3.84	3.84				
		EXCHANGE PORT RATES (2-WIRE PBX - BUS)																						
		All Available Vertical Features			UEPSP	UEPVF	2.17	0	0								21.56	21.56	3.84	3.84				
UNBUNDLED PORT/LOOP COMBINATIONS - COST BASED RATES																								
		Features shall apply to the Unbundled Port/Loop Combination - Cost Based Rate section in the same manner as they are applied to the Stand-Alone Unbundled Port section of this Rate Exhibit.																						
		2-WIRE VOICE GRADE LOOP WITH 2-WIRE LINE PORT (RES)																						
		All Available Vertical Feature			UEPRX	UEPVF	2.17	0	0								21.56	21.56						
		2-WIRE VOICE GRADE LOOP WITH 2-WIRE LINE PORT (BUS)																						
		All Available Vertical Feature			UEPBX	UEPVF	2.17	0	0								21.56	21.56						
		2-WIRE VOICE GRADE LOOP WITH 2-WIRE LINE PORT (RES - PBX)																						
		All Available Vertical Feature			UEPRG	UEPVF	2.17	0	0								21.56	21.56						
		2-WIRE VOICE GRADE LOOP WITH 2-WIRE LINE PORT (BUS - PBX)																						
		All Available Vertical Feature			UEPPX	UEPVF	2.17	0	0								21.56	21.56						
		2-WIRE ISDN DIGITAL GRADE LOOP WITH 2-WIRE ISDN DIGITAL LINE SIDE PORT (RES)																						
		All Vertical Features - One per Channel B User Profile			UEPPR	UEPVF	2.17	0	0								19.99	19.99	0.42	3.84				
		2-WIRE ISDN DIGITAL GRADE LOOP WITH 2-WIRE ISDN DIGITAL LINE SIDE PORT (RES)																						
		All Vertical Features - One per Channel B User Profile			UEPPB	UEPVF	2.17	0	0								19.99	19.99	0.42	3.84				
		Exchange Ports Associated with 4-Wire DS1 Loop with Channelization with Port FEATURES - Vertical and Optional																						
		Local Switching Features Offered with Line Side Ports Only																						
		All Available Vertical Feature			UEPPX	UEPVF	2.17	0	0								19.99							

Unbundled Network Elements
GEORGIA

CATEGORY	NOTES	UNBUNDLED NETWORK ELEMENT	Interim	Zone	BCS	USOC	RATES (\$)					OSS RATES (\$)													
							Nonrecurring			Nonrecurring Disconnect		SOMEC	SOMAN	SOMAN	SOMAN	SOMAN	SOMAN								
							Rec	First	Add'l	First	Add'l														
UNBUNDLED LOCAL EXCHANGE SWITCHING(PORTS)																									
		2-WIRE VOICE GRADE LINE PORT RATES (RES)																							
		All Available Vertical Feature			UEPSR	UEPVF	0	0	0													18.94	8.42		
		2-WIRE VOICE GRADE LINE PORT RATES (BUS)																							
		All Available Vertical Feature			UEPSB	UEPVF	0	0	0													18.94	8.42		
		EXCHANGE PORT RATES (2-WIRE ISDN - RES)																							
		All Available Vertical Feature			UEPTX	UEPVF	0	0	0																
		EXCHANGE PORT RATES (2-WIRE ISDN - BUS)																							
		All Available Vertical Feature			UEPSX	UEPVF	0	0	0																
		EXCHANGE PORT RATES (2-WIRE PBX - RES)																							
		All Available Vertical Feature			UEPSE	UEPVF	0	0	0													18.94	8.42		
		EXCHANGE PORT RATES (2-WIRE PBX - BUS)																							
		All Available Vertical Features			UEPSP	UEPVF	0	0	0													18.94	8.42		
UNBUNDLED PORT/LOOP COMBINATIONS - COST BASED RATES																									
		Features shall apply to the Unbundled Port/Loop Combination - Cost Based Rate section in the same manner as they are applied to the Stand-Alone Unbundled Port section of this Rate Exhibit.																							
		2-WIRE VOICE GRADE LOOP WITH 2-WIRE LINE PORT (RES)																							
		All Available Vertical Feature			UEPRX	UEPVF	0	0	0													33.67	7.88		
		2-WIRE VOICE GRADE LOOP WITH 2-WIRE LINE PORT (BUS)																							
		All Available Vertical Feature			UEPBX	UEPVF	0	0	0													33.67	7.88		
		2-WIRE VOICE GRADE LOOP WITH 2-WIRE LINE PORT (RES - PBX)																							
		All Available Vertical Feature			UEPRG	UEPVF	0	0	0													33.67	7.88		
		2-WIRE VOICE GRADE LOOP WITH 2-WIRE LINE PORT (BUS - PBX)																							
		All Available Vertical Feature			UEPPX	UEPVF	0	0	0													33.67	7.88		
		2-WIRE ISDN DIGITAL GRADE LOOP WITH 2-WIRE ISDN DIGITAL LINE SIDE PORT (RES)																							
		All Vertical Features - One per Channel B User Profile			UEPPR	UEPVF	0	0	0													19.99	19.99	0.42	20
		2-WIRE ISDN DIGITAL GRADE LOOP WITH 2-WIRE ISDN DIGITAL LINE SIDE PORT (RES)																							
		All Vertical Features - One per Channel B User Profile			UEPPB	UEPVF	0	0	0													19.99	19.99	0.42	20
		Exchange Ports Associated with 4-Wire DS1 Loop with Channelization with Port FEATURES - Vertical and Optional																							
		Local Switching Features Offered with Line Side Ports Only																							
		All Available Vertical Feature			UEPPX	UEPVF	0	0	0													19.99			

Unbundled Network Elements
KENTUCKY

CATEGORY	NOTES	UNBUNDLED NETWORK ELEMENT	Interim	Zone	BCS	USOC	RATES (\$)					OSS RATES (\$)															
							Nonrecurring			Nonrecurring Disconnect		Svc Order Submitted Elec per LSR	Svc Order Submitted Manually per LSR	Incremental Charge - Manual Svc Order vs. Electronic-1st	Incremental Charge - Manual Svc Order vs. Electronic-Add'l	Incremental Charge - Manual Svc Order vs. Electronic-Disc 1st	Incremental Charge - Manual Svc Order vs. Electronic-Add'l										
							Rec	First	Add'l	First	Add'l							SOMEK	SOMAN	SOMAN	SOMAN	SOMAN	SOMAN				
UNBUNDLED LOCAL EXCHANGE SWITCHING(PORTS)																											
		2-WIRE VOICE GRADE LINE PORT RATES (RES)																									
		All Available Vertical Feature			UEPSR	UEPVF	3.39	0	0																		
		2-WIRE VOICE GRADE LINE PORT RATES (BUS)																									
		All Available Vertical Feature			UEPSB	UEPVF	3.39	0	0																		
		EXCHANGE PORT RATES (2-WIRE ISDN - RES)																									
		All Available Vertical Feature			UEPTX	UEPVF	3.39	0	0																		
		EXCHANGE PORT RATES (2-WIRE ISDN - BUS)																									
		All Available Vertical Feature			UEPSX	UEPVF	3.39	0	0																		
		EXCHANGE PORT RATES (2-WIRE PBX - RES)																									
		All Available Vertical Feature			UEPSE	UEPVF	3.39	0	0																		
		EXCHANGE PORT RATES (2-WIRE PBX - BUS)																									
		All Available Vertical Features			UEPSP	UEPVF	3.39	0	0																		
UNBUNDLED PORT/LOOP COMBINATIONS - COST BASED RATES																											
Features shall apply to the Unbundled Port/Loop Combination - Cost Based Rate section in the same manner as they are applied to the Stand-Alone Unbundled Port section of this Rate Exhibit.																											
		2-WIRE VOICE GRADE LOOP WITH 2-WIRE LINE PORT (RES)																									
		All Available Vertical Feature			UEPRX	UEPVF	3.39	0	0								19.99										
		2-WIRE VOICE GRADE LOOP WITH 2-WIRE LINE PORT (BUS)																									
		All Available Vertical Feature			UEPBX	UEPVF	3.39	0	0								19.99										
		2-WIRE VOICE GRADE LOOP WITH 2-WIRE LINE PORT (RES - PBX)																									
		All Available Vertical Feature			UEPRG	UEPVF	3.39	0	0								19.99										
		2-WIRE VOICE GRADE LOOP WITH 2-WIRE LINE PORT (BUS - PBX)																									
		All Available Vertical Feature			UEPPX	UEPVF	3.39	0	0								19.99										
		2-WIRE ISDN DIGITAL GRADE LOOP WITH 2-WIRE ISDN DIGITAL LINE SIDE PORT (RES)																									
		All Vertical Features - One per Channel B User Profile			UEPPR	UEPVF	3.39	0	0								19.99	19.99	0.42			20					
		2-WIRE ISDN DIGITAL GRADE LOOP WITH 2-WIRE ISDN DIGITAL LINE SIDE PORT (RES)																									
		All Vertical Features - One per Channel B User Profile			UEPPB	UEPVF	3.39	0	0								19.99	19.99	0.42			20					
		Exchange Ports Associated with 4-Wire DS1 Loop with Channelization with Port FEATURES - Vertical and Optional																									
		Local Switching Features Offered with Line Side Ports Only																									
		All Available Vertical Feature			UEPPX	UEPVF	3.39	0	0								19.99										

Unbundled Network Elements
LOUISIANA

CATEGORY	NOTES	UNBUNDLED NETWORK ELEMENT	Interim	Zone	BCS	USOC	RATES (\$)					OSS RATES (\$)																										
							Nonrecurring			Nonrecurring Disconnect		Svc Order Submitted Elec per LSR	Svc Order Submitted Manually per LSR	Incremental Charge - Manual Svc Order vs. Electronic-1st	Incremental Charge - Manual Svc Order vs. Electronic-Add'l	Incremental Charge - Manual Svc Order vs. Electronic-Disc 1st	Incremental Charge - Manual Svc Order vs. Electronic-Disc Add'l																					
							Rec	First	Add'l	First	Add'l							SOMEK	SOMAN	SOMAN	SOMAN	SOMAN	SOMAN															
UNBUNDLED LOCAL EXCHANGE SWITCHING(PORTS)																																						
		2-WIRE VOICE GRADE LINE PORT RATES (RES)																																				
		All Available Vertical Feature			UEPSR	UEPVF	3.08	0	0								18.14	8.06	10.39																			
		2-WIRE VOICE GRADE LINE PORT RATES (BUS)																																				
		All Available Vertical Feature			UEPSB	UEPVF	3.08	0	0								18.14	8.06	10.39																			
		EXCHANGE PORT RATES (2-WIRE ISDN - RES)																																				
		All Available Vertical Feature			UEPTX	UEPVF	3.08	0	0																													
		EXCHANGE PORT RATES (2-WIRE ISDN - BUS)																																				
		All Available Vertical Feature			UEPSX	UEPVF	3.08	0	0																													
		EXCHANGE PORT RATES (2-WIRE PBX - RES)																																				
		All Available Vertical Feature			UEPSE	UEPVF	3.08	0	0								18.14	8.06	8.94																			
		EXCHANGE PORT RATES (2-WIRE PBX - BUS)																																				
		All Available Vertical Features			UEPSP	UEPVF	3.08	0	0								18.14	8.06	8.94																			
UNBUNDLED PORT/LOOP COMBINATIONS - COST BASED RATES																																						
Features shall apply to the Unbundled Port/Loop Combination - Cost Based Rate section in the same manner as they are applied to the Stand-Alone Unbundled Port section of this Rate Exhibit.																																						
		2-WIRE VOICE GRADE LOOP WITH 2-WIRE LINE PORT (RES)																																				
		All Available Vertical Feature			UEPRX	UEPVF	3.08	0	0								31.92	7.32																				
		2-WIRE VOICE GRADE LOOP WITH 2-WIRE LINE PORT (BUS)																																				
		All Available Vertical Feature			UEPBX	UEPVF	3.08	0	0								31.92	7.32																				
		2-WIRE VOICE GRADE LOOP WITH 2-WIRE LINE PORT (RES - PBX)																																				
		All Available Vertical Feature			UEPRG	UEPVF	3.08	0	0								31.92	7.32																				
		2-WIRE VOICE GRADE LOOP WITH 2-WIRE LINE PORT (BUS - PBX)																																				
		All Available Vertical Feature			UEPPX	UEPVF	3.08	0	0								31.92	7.32																				
		2-WIRE ISDN DIGITAL GRADE LOOP WITH 2-WIRE ISDN DIGITAL LINE SIDE PORT (RES)																																				
		All Vertical Features - One per Channel B User Profile			UEPPR	UEPVF	3.08	0	0								19.99	19.99	0.42	20																		
		2-WIRE ISDN DIGITAL GRADE LOOP WITH 2-WIRE ISDN DIGITAL LINE SIDE PORT (RES)																																				
		All Vertical Features - One per Channel B User Profile			UEPPB	UEPVF	3.08	0	0								19.99	19.99	0.42	20																		
		Exchange Ports Associated with 4-Wire DS1 Loop with Channelization with Port FEATURES - Vertical and Optional																																				
		Local Switching Features Offered with Line Side Ports Only																																				
		All Available Vertical Feature			UEPPX	UEPVF	3.08	0	0								19.99																					

Unbundled Network Elements
MISSISSIPPI

CATEGORY	NOTES	UNBUNDLED NETWORK ELEMENT	Interim	Zone	BCS	USOC	RATES (\$)						OSS RATES (\$)					
							Nonrecurring			Nonrecurring Disconnect			SOMEC	SOMAN	SOMAN	SOMAN	SOMAN	SOMAN
							Rec	First	Add'l	First	Add'l							
UNBUNDLED LOCAL EXCHANGE SWITCHING(PORTS)																		
		2-WIRE VOICE GRADE LINE PORT RATES (RES)																
		All Available Vertical Feature			UEPSR	UEPVF	3.21	0	0					25.52	11.34	16.06		
		2-WIRE VOICE GRADE LINE PORT RATES (BUS)																
		All Available Vertical Feature			UEPSB	UEPVF	3.21	0	0					25.52	11.34	16.06		
		EXCHANGE PORT RATES (2-WIRE ISDN - RES)																
		All Available Vertical Feature			UEPTX	UEPVF	3.21	0	0									
		EXCHANGE PORT RATES (2-WIRE ISDN - BUS)																
		All Available Vertical Feature			UEPSX	UEPVF	3.21	0	0									
		EXCHANGE PORT RATES (2-WIRE PBX - RES)																
		All Available Vertical Feature			UEPSE	UEPVF	3.21	0	0					25.52	11.34	16.06		
		EXCHANGE PORT RATES (2-WIRE PBX - BUS)																
		All Available Vertical Features			UEPSP	UEPVF	3.21	0	0					25.52	11.34	16.06		
UNBUNDLED PORT/LOOP COMBINATIONS - COST BASED RATES																		
		Features shall apply to the Unbundled Port/Loop Combination - Cost Based Rate section in the same manner as they are applied to the Stand-Alone Unbundled Port section of this Rate Exhibit.																
		2-WIRE VOICE GRADE LOOP WITH 2-WIRE LINE PORT (RES)																
		All Available Vertical Feature			UEPRX	UEPVF	3.21	0	0					43.52	9.99			
		2-WIRE VOICE GRADE LOOP WITH 2-WIRE LINE PORT (BUS)																
		All Available Vertical Feature			UEPBX	UEPVF	3.21	0	0					43.52	9.99			
		2-WIRE VOICE GRADE LOOP WITH 2-WIRE LINE PORT (RES - PBX)																
		All Available Vertical Feature			UEPRG	UEPVF	3.21	0	0					43.52	9.99			
		2-WIRE VOICE GRADE LOOP WITH 2-WIRE LINE PORT (BUS - PBX)																
		All Available Vertical Feature			UEPPX	UEPVF	3.21	0	0					43.52	9.99			
		2-WIRE ISDN DIGITAL GRADE LOOP WITH 2-WIRE ISDN DIGITAL LINE SIDE PORT (RES)																
		All Vertical Features - One per Channel B User Profile			UEPPR	UEPVF	3.21	0	0					19.99	19.99	0.42	20	
		2-WIRE ISDN DIGITAL GRADE LOOP WITH 2-WIRE ISDN DIGITAL LINE SIDE PORT (RES)																
		All Vertical Features - One per Channel B User Profile			UEPPB	UEPVF	3.21	0	0					19.99	19.99	0.42	20	
		Exchange Ports Associated with 4-Wire DS1 Loop with Channelization with Port FEATURES - Vertical and Optional																
		Local Switching Features Offered with Line Side Ports Only																
		All Available Vertical Feature			UEPPX	UEPVF	3.21	0	0					19.99				

Unbundled Network Elements
NORTH CAROLINA

CATEGORY	NOTES	UNBUNDLED NETWORK ELEMENT	Interim	Zone	BCS	USOC	RATES (\$)					OSS RATES (\$)																							
							Nonrecurring			Nonrecurring Disconnect		SOMEC	SOMAN	SOMAN	SOMAN	SOMAN	SOMAN																		
							Rec	First	Add'l	First	Add'l																								
UNBUNDLED LOCAL EXCHANGE SWITCHING(PORTS)																																			
		2-WIRE VOICE GRADE LINE PORT RATES (RES)																																	
		All Available Vertical Feature			UEPSR	UEPVF	2.92	0	0													26.94	12.76												
		2-WIRE VOICE GRADE LINE PORT RATES (BUS)																																	
		All Available Vertical Feature			UEPSB	UEPVF	2.92	0	0													26.94	12.76												
		EXCHANGE PORT RATES (2-WIRE ISDN - RES)																																	
		All Available Vertical Feature			UEPTX	UEPVF	2.92	0	0																										
		EXCHANGE PORT RATES (2-WIRE ISDN - BUS)																																	
		All Available Vertical Feature			UEPSX	UEPVF	2.92	0	0																										
		EXCHANGE PORT RATES (2-WIRE PBX - RES)																																	
		All Available Vertical Feature			UEPSE	UEPVF	2.92	0	0													26.94	12.76												
		EXCHANGE PORT RATES (2-WIRE PBX - BUS)																																	
		All Available Vertical Features			UEPSP	UEPVF	2.92	0	0													26.94	12.76												
UNBUNDLED PORT/LOOP COMBINATIONS - COST BASED RATES																																			
Features shall apply to the Unbundled Port/Loop Combination - Cost Based Rate section in the same manner as they are applied to the Stand-Alone Unbundled Port section of this Rate Exhibit.																																			
		2-WIRE VOICE GRADE LOOP WITH 2-WIRE LINE PORT (RES)																																	
		All Available Vertical Feature			UEPRX	UEPVF	2.92	0	0													40.18	9.45												
		2-WIRE VOICE GRADE LOOP WITH 2-WIRE LINE PORT (BUS)																																	
		All Available Vertical Feature			UEPBX	UEPVF	2.92	0	0													40.18	9.45												
		2-WIRE VOICE GRADE LOOP WITH 2-WIRE LINE PORT (RES - PBX)																																	
		All Available Vertical Feature			UEPRG	UEPVF	2.92	0	0													40.18	9.45												
		2-WIRE VOICE GRADE LOOP WITH 2-WIRE LINE PORT (BUS - PBX)																																	
		All Available Vertical Feature			UEPPX	UEPVF	2.92	0	0													40.18	9.45												
		2-WIRE ISDN DIGITAL GRADE LOOP WITH 2-WIRE ISDN DIGITAL LINE SIDE PORT (RES)																																	
		All Vertical Features - One per Channel B User Profile			UEPPR	UEPVF	2.92	0	0													19.99	19.99	0.42	20										
		2-WIRE ISDN DIGITAL GRADE LOOP WITH 2-WIRE ISDN DIGITAL LINE SIDE PORT (RES)																																	
		All Vertical Features - One per Channel B User Profile			UEPPB	UEPVF	2.92	0	0													19.99	19.99	0.42	20										
		Exchange Ports Associated with 4-Wire DS1 Loop with Channelization with Port FEATURES - Vertical and Optional																																	
		Local Switching Features Offered with Line Side Ports Only																																	
		All Available Vertical Feature			UEPPX	UEPVF	2.92	0	0													19.99													

**Unbundled Network Elements
SOUTH CAROLINA**

CATEGORY	NOTES	UNBUNDLED NETWORK ELEMENT	Interim	Zone	BCS	USOC	RATES (\$)					OSS RATES (\$)																	
							Nonrecurring			Nonrecurring		Svc Order Submitted Elec per LSR	Svc Order Submitted Manually per LSR	Incremental Charge - Manual Svc Order vs. Electronic-1st	Incremental Charge - Manual Svc Order vs. Electronic-Add'l	Incremental Charge - Manual Svc Order vs. Electronic-Disc 1st	Incremental Charge - Manual Svc Order vs. Electronic-Disc Add'l												
							Rec	First	Add'l	First	Add'l							SOMEc	SOMAN	SOMAN	SOMAN	SOMAN	SOMAN						
UNBUNDLED LOCAL EXCHANGE SWITCHING(PORTS)																													
		2-WIRE VOICE GRADE LINE PORT RATES (RES)																											
		All Available Vertical Feature			UEPSR	UEPVF	3.04	0	0								44.42	14.63											
		2-WIRE VOICE GRADE LINE PORT RATES (BUS)																											
		All Available Vertical Feature			UEPSB	UEPVF	3.04	0	0								44.42	14.63											
		EXCHANGE PORT RATES (2-WIRE ISDN - RES)																											
		All Available Vertical Feature			UEPTX	UEPVF	3.04	0	0								67.52	67.52											
		EXCHANGE PORT RATES (2-WIRE ISDN - BUS)																											
		All Available Vertical Feature			UEPSX	UEPVF	3.04	0	0								67.52	67.52											
		EXCHANGE PORT RATES (2-WIRE PBX - RES)																											
		All Available Vertical Feature			UEPSE	UEPVF	3.04	0	0								41.86	14.46											
		EXCHANGE PORT RATES (2-WIRE PBX - BUS)																											
		All Available Vertical Features			UEPSP	UEPVF	3.04	0	0								41.86	14.46											
UNBUNDLED PORT/LOOP COMBINATIONS - COST BASED RATES																													
Features shall apply to the Unbundled Port/Loop Combination - Cost Based Rate section in the same manner as they are applied to the Stand-Alone Unbundled Port section of this Rate Exhibit.																													
		2-WIRE VOICE GRADE LOOP WITH 2-WIRE LINE PORT (RES)																											
		All Available Vertical Feature			UEPRX	UEPVF	3.04	0	0								43.19	9.91											
		2-WIRE VOICE GRADE LOOP WITH 2-WIRE LINE PORT (BUS)																											
		All Available Vertical Feature			UEPBX	UEPVF	3.04	0	0								43.19	9.91											
		2-WIRE VOICE GRADE LOOP WITH 2-WIRE LINE PORT (RES - PBX)																											
		All Available Vertical Feature			UEPRG	UEPVF	3.04	0	0								43.19	9.91											
		2-WIRE VOICE GRADE LOOP WITH 2-WIRE LINE PORT (BUS - PBX)																											
		All Available Vertical Feature			UEPPX	UEPVF	3.04	0	0								43.19	9.91											
		2-WIRE ISDN DIGITAL GRADE LOOP WITH 2-WIRE ISDN DIGITAL LINE SIDE PORT (RES)																											
		All Vertical Features - One per Channel B User Profile			UEPPR	UEPVF	3.04	0	0								19.99	19.99				0.42	20						
		2-WIRE ISDN DIGITAL GRADE LOOP WITH 2-WIRE ISDN DIGITAL LINE SIDE PORT (RES)																											
		All Vertical Features - One per Channel B User Profile			UEPPB	UEPVF	3.04	0	0								19.99	19.99				0.42	20						
		Exchange Ports Associated with 4-Wire DS1 Loop with Channelization with Port FEATURES - Vertical and Optional																											
		Local Switching Features Offered with Line Side Ports Only																											
		All Available Vertical Feature			UEPPX	UEPVF	3.04	0	0								19.99												

AMENDMENT TO
INTERCONNECTION AGREEMENT BETWEEN
BELLSOUTH TELECOMMUNICATIONS, INC.
AND
Xspedius Corp.
DATED January 1, 2000

This Agreement (the "Amendment") is made and entered into between BellSouth Telecommunications, Inc. ("BellSouth") a Georgia corporation, and Xspedius Corp ("Xspedius"), a Louisiana corporation.

WHEREAS, the Parties desire to amend that certain Interconnection Agreement between BellSouth and Xspedius dated January 1, 2000 (the "Interconnection Agreement") in order to incorporate Disaster Recovery.

NOW THEREFORE, in consideration of the mutual provisions contained herein and other good and valuable consideration, the receipt and sufficiency of which are hereby acknowledged, BellSouth and Xspedius hereby covenant and agree as follows:

1. The Interconnection Agreement is hereby amended to add Disaster Recovery, attached as Exhibit J:
2. The Parties agree that all of the other provisions of the Interconnection Agreement, dated January 1, 2000, shall remain in full force and effect.
3. The Parties further agree that either or both of the Parties is authorized to submit this Amendment to the appropriate regulatory body having jurisdiction over the subject matter of this Amendment, for approval subject to Section 252(e) of the federal Telecommunications Act of 1996.

This Amendment is made effective upon the date that it is signed by both Parties.

IN WITNESS WHEREOF, the parties hereto have caused this Amendment to be executed by their respective duly authorized representatives on the data indicated below.

Signed:

Signature on File
BellSouth Telecommunications, Inc.

By: CW Boltz

Title: Managing Director

Date: 1/2/2002

Signature on File
Xspedius Corp.


By: Daniel D. Lensgraf

Title: CFO

Date: 12/27/2001

Attachment 10

BellSouth Disaster Recovery Plan

<u>CONTENTS</u>		<u>PAGE</u>
1.0 Purpose		2
2.0 Single Point of Contact		2
3.0 Identifying the Problem		2
3.1 Site Control		3
3.2 Environmental Concerns		4
4.0 The Emergency Control Center (ECC)		4
5.0 Recovery Procedures		5
5.1 CLEC Outage		5
5.2 BellSouth Outage		5
5.2.1 Loss of Central Office		6
5.2.2 Loss of a Central Office with Serving Wire Center Functions		6
5.2.3 Loss of a Central Office with Tandem Functions		6
5.2.4 Loss of a Facility Hub		6
5.3 Combined Outage (CLEC and BellSouth Equipment)		7
6.0 T1 Identification Procedures		7
7.0 Acronyms		8

1.0 PURPOSE

In the unlikely event of a disaster occurring that affects BellSouth's long-term ability to deliver traffic to a Competitive Local Exchange Carrier (CLEC), general procedures have been developed to hasten the recovery process. Since each location is different and could be affected by an assortment of potential problems, a detailed recovery plan is impractical. However, in the process of reviewing recovery activities for specific locations, some basic procedures emerge that appear to be common in most cases.

These general procedures should apply to any disaster that affects the delivery of traffic for an extended time period. Each CLEC will be given the same consideration during an outage and service will be restored as quickly as possible.

This document will cover the basic recovery procedures that would apply to every CLEC.

2.0 SINGLE POINT OF CONTACT

When a problem is experienced, regardless of the severity, the BellSouth Network Management Center (NMC) will observe traffic anomalies and begin monitoring the situation. Controls will be appropriately applied to insure the sanity of BellSouth's network; and, in the event that a switch or facility node is lost, the NMC will attempt to circumvent the failure using available reroutes.

BellSouth's NMC will remain in control of the restoration efforts until the problem has been identified as being a long-term outage. At that time, the NMC will contact BellSouth's Emergency Control Center (ECC) and relinquish control of the recovery efforts. Even though the ECC may take charge of the situation, the NMC will continue to monitor the circumstances and restore traffic as soon as damaged network elements are revitalized.

The telephone number for the BellSouth Network Management Center in Atlanta, as published in Telcordia's National Network Management Directory is 404-321-2516.

3.0 IDENTIFYING THE PROBLEM

During the early stages of problem detection, the NMC will be able to tell which CLECs are affected by the catastrophe. Further analysis and/or first hand observation will determine if the disaster has affected CLEC equipment only; BellSouth equipment only or a combination. The initial restoration activity will be largely determined by the equipment that is affected.

Once the nature of the disaster is determined and after verifying the cause of the problem the NMC will initiate reroutes and/or transfers that are jointly agreed upon by the affected CLECs' Network Management Center and the BellSouth NMC. The type and percentage of controls used will depend upon available network capacity. Controls necessary to stabilize the situation will be invoked and the NMC will attempt to reestablish as much traffic as possible.

For long term outages, recovery efforts will be coordinated by the Emergency Control Center (ECC). Traffic controls will continue to be applied by the NMC until facilities are re-established.

As equipment is made available for service, the ECC will instruct the NMC to begin removing the controls and allow traffic to resume.

3.1 SITE CONTROL

In the total loss of building use scenario, what likely exists will be a smoking pile of rubble. This rubble will contain many components that could be dangerous. It could also contain any personnel on the premises at the time of the disaster. For these reasons, the local fire marshal with the assistance of the police will control the site until the building is no longer a threat to surrounding properties and the companies have secured the site from the general public.

During this time, the majority owner of the building should be arranging for a demolition contractor to mobilize to the site with the primary objective of reaching the cable entrance facility for a damage assessment. The results of this assessment would then dictate immediate plans for restoration, both short term and permanent.

In a less catastrophic event, i.e., the building is still standing and the cable entrance facility is usable, the situation is more complex. The site will initially be controlled by local authorities until the threat to adjacent property has diminished. Once the site is returned to the control of the companies, the following events should occur.

An initial assessment of the main building infrastructure systems (mechanical, electrical, fire and life safety, elevators, and others) will establish building needs. Once these needs are determined, the majority owner should lead the building restoration efforts. There may be situations where the site will not be totally restored within the confines of the building. The companies must individually determine their needs and jointly assess the cost of permanent restoration to determine the overall plan of action.

Multiple restoration trailers from each company will result in the need for designated space and installation order. This layout and control is required to maximize the amount of restoration equipment that can be placed at the site, and the priority of placements.

Care must be taken in this planning to insure other restoration efforts have logistical access to the building. Major components of telephone and building equipment will need to be removed and replaced. A priority for this equipment must also be jointly established to facilitate overall site restoration. (Example: If the AC switchgear has sustained damage, this would be of the highest priority in order to regain power, lighting, and HVAC throughout the building.)

If the site will not accommodate the required restoration equipment, the companies would then need to quickly arrange with local authorities for street closures, rights of way or other possible options available.

3.2 ENVIRONMENTAL CONCERNS

In the worse case scenario, many environmental concerns must be addressed. Along with the police and fire marshal, the state environmental protection department will be on site to monitor the situation.

Items to be concerned with in a large central office building could include:

1. Emergency engine fuel supply. Damage to the standby equipment and the fuel handling equipment could have created "spill" conditions that have to be handled within state and federal regulations.
2. Asbestos containing materials that may be spread throughout the wreckage. Asbestos could be in many components of building, electrical, mechanical, outside plant distribution, and telephone systems.
3. Lead and acid. These materials could be present in potentially large quantities depending upon the extent of damage to the power room.
4. Mercury and other regulated compounds resident in telephone equipment.
5. Other compounds produced by the fire or heat.

Once a total loss event occurs at a large site, local authorities will control immediate clean up (water placed on the wreckage by the fire department) and site access.

At some point, the companies will become involved with local authorities in the overall planning associated with site clean up and restoration. Depending on the clean up approach taken, delays in the restoration of several hours to several days may occur.

In a less severe disaster, items listed above are more defined and can be addressed individually depending on the damage.

In each case, the majority owner should coordinate building and environmental restoration as well as maintain proper planning and site control.

4.0 THE EMERGENCY CONTROL CENTER (ECC)

The ECC is located in the Colonnade Building in Birmingham, Alabama. During an emergency, the ECC staff will convene a group of preselected experts to inventory the damage and initiate corrective actions. These experts have regional access to BellSouth's personnel and equipment and will assume control of the restoration activity anywhere in the nine state area.

In the past, the ECC has been involved with restoration activities resulting from hurricanes, ice storms and floods. They have demonstrated their capabilities during these calamities as well as

during outages caused by human error or equipment failures. This group has an excellent record of restoring service as quickly as possible.

During a major disaster, the ECC may move emergency equipment to the affected location, direct recovery efforts of local personnel and coordinate service restoration activities with the CLECs. The ECC will attempt to restore service as quickly as possible using whatever means is available; leaving permanent solutions, such as the replacement of damaged buildings or equipment, for local personnel to administer.

Part of the ECC's responsibility, after temporary equipment is in place, is to support the NMC efforts to return service to the CLECs. Once service has been restored, the ECC will return control of the network to normal operational organizations. Any long-term changes required after service is restored will be made in an orderly fashion and will be conducted as normal activity.

5.0 RECOVERY PROCEDURES

The nature and severity of any disaster will influence the recovery procedures. One crucial factor in determining how BellSouth will proceed with restoration is whether or not BellSouth's equipment is incapacitated. Regardless of who's equipment is out of service, BellSouth will move as quickly as possible to aid with service recovery; however, the approach that will be taken may differ depending upon the location of the problem.

5.1 CLEC OUTAGE

For a problem limited to one CLEC (or a building with multiple CLECs), BellSouth has several options available for restoring service quickly. For those CLECs that have agreements with other CLECs, BellSouth can immediately start directing traffic to a provisional CLEC for completion. This alternative is dependent upon BellSouth having concurrence from the affected CLECs.

Whether or not the affected CLECs have requested a traffic transfer to another CLEC will not impact BellSouth's resolve to reestablish traffic to the original destination as quickly as possible.

5.2 BELLSOUTH OUTAGE

Because BellSouth's equipment has varying degrees of impact on the service provided to the CLECs, restoring service from damaged BellSouth equipment is different. The outage will probably impact a number of Carriers simultaneously. However, the ECC will be able to initiate immediate actions to correct the problem.

A disaster involving any of BellSouth's equipment locations could impact the CLECs, some more than others. A disaster at a Central Office (CO) would only impact the delivery of traffic to and from that one location, but the incident could affect many Carriers. If the Central Office is a Serving Wire Center (SWC), then traffic from the entire area to those Carriers served from that switch would also be impacted. If the switch functions as an Access Tandem, or there is a tandem in the building, traffic from every CO to every CLEC could be interrupted. A disaster that destroys a facility hub could disrupt various traffic flows, even though the switching equipment may be unaffected.

The NMC would be the first group to observe a problem involving BellSouth's equipment. Shortly after a disaster, the NMC will begin applying controls and finding reroutes for the completion of as much traffic as possible. These reroutes may involve delivering traffic to alternate Carriers upon receiving approval from the CLECs involved. In some cases, changes in translations will be required. If the outage is caused by the destruction of equipment, then the ECC will assume control of the restoration.

5.2.1 Loss of a Central Office

When BellSouth loses a Central Office, the ECC will

- a) Place specialists and emergency equipment on notice;
- b) Inventory the damage to determine what equipment and/or functions are lost;
- c) Move containerized emergency equipment and facility equipment to the stricken area, if necessary;
- d) Begin reconnecting service for Hospitals, Police and other emergency agencies; and
- e) Begin restoring service to CLECs and other customers

5.2.2 Loss of a Central Office with Serving Wire Center Functions

The loss of a Central Office that also serves as a Serving Wire Center (SWC) will be restored as described in Section 5.2.1.

5.2.3 Loss of a Central Office with Tandem Functions

When BellSouth loses a Central Office building that serves as an Access Tandem and as a SWC, the ECC will

- a) Place specialists and emergency equipment on notice;
- b) Inventory the damage to determine what equipment and/or functions are lost;
- c) Move containerized emergency equipment and facility equipment to the stricken area, if necessary;
- d) Begin reconnecting service for Hospitals, Police and other emergency agencies;
- e) Re-direct as much traffic as possible to the alternate access tandem (if available) for delivery to those CLECs utilizing a different location as a SWC;
- f) Begin aggregating traffic to a location near the damaged building. From this location, begin re-establishing trunk groups to the CLECs for the delivery of traffic normally found on the direct trunk groups. (This aggregation point may be the alternate access tandem location or another CO on a primary facility route.)

- g) Begin restoring service to CLECs and other customers.

5.2.4 Loss of a Facility Hub

In the event that BellSouth loses a facility hub, the recovery process is much the same as above. Once the NMC has observed the problem and administered the appropriate controls, the ECC will assume authority for the repairs. The recovery effort will include

- a) Placing specialists and emergency equipment on notice;
- b) Inventorying the damage to determinewhat equipment and/or functions are lost;
- c) Moving containerized emergency equipment to the stricken area, if necessary;
- d) Reconnecting service for Hospitals, Police and other emergency agencies; and
- e) Restoring service to CLECs and other customers. If necessary, BellSouth will aggregate the traffic at another location and build temporary facilities. This alternative would be viable for a location that is destroyed and building repairs are required.

5.3 COMBINED OUTAGE (CLEC AND BELLSOUTH EQUIPMENT)

In some instances, a disaster may impact BellSouth's equipment as well as the CLECs'. This situation will be handled in much the same way as described in Section 5.2.3. Since BellSouth and the CLECs will be utilizing temporary equipment, close coordination will be required.

6.0 T1 IDENTIFICATION PROCEDURES

During the restoration of service after a disaster, BellSouth may be forced to aggregate traffic for delivery to a CLEC. During this process, T1 traffic may be consolidated onto DS3s and may become unidentifiable to the Carrier. Because resources will be limited, BellSouth may be forced to "package" this traffic entirely differently then normally received by the CLECs. Therefore, a method for identifying the T1 traffic on the DS3s and providing the information to the Carriers is required.

7.0 ACRONYMS

- CO - Central Office (BellSouth)
- DS3 - Facility that carries 28 T1s (672 circuits)
- ECC - Emergency Control Center (BellSouth)
- CLEC - Competitive Local Exchange Carrier
- NMC - Network Management Center
- SWC - Serving Wire Center (BellSouth switch)
- T1 - Facility that carries 24 circuits

Hurricane Information

During a hurricane, BellSouth will make every effort to keep CLECs updated on the status of our network. Information centers will be set up throughout BellSouth Telecommunications. These centers are not intended to be used for escalations, but rather to keep the CLEC informed of network related issues, area damages and dispatch conditions, etc.

Hurricane-related information can also be found on line at http://www.interconnection.bellsouth.com/network/disaster/dis_resp.htm Information concerning Mechanized Disaster Reports can also be found at this website by clicking on CURRENT MDR REPORTS or by going directly to <http://www.interconnection.bellsouth.com/network/disaster/mdrs.htm>

BST Disaster Management Plan

BellSouth maintenance centers have geographical and redundant communication capabilities. In the event of a disaster removing any maintenance center from service another geographical center would assume maintenance responsibilities. The contact numbers will not change and the transfer will be transparent to the CLEC.

AMENDMENT TO
INTERCONNECTION AGREEMENT BETWEEN
BELLSOUTH TELECOMMUNICATIONS, INC.
AND
Xspedius Corp.
DATED January 1, 2000

This Agreement (the "Amendment") is made and entered into between BellSouth Telecommunications, Inc. ("BellSouth") a Georgia corporation, and Xspedius Corp ("Xspedius"), a Louisiana corporation.

WHEREAS, the Parties desire to amend that certain Interconnection Agreement between BellSouth and Xspedius dated January 1, 2000 (the "Interconnection Agreement") in order adopt the SQM attachment from ITC^Deltacom's interconnection agreements for Alabama and Tennessee.

NOW THEREFORE, in consideration of the mutual provisions contained herein and other good and valuable consideration, the receipt and sufficiency of which are hereby acknowledged, BellSouth and Xspedius hereby covenant and agree as follows:

1. The Interconnection Agreement is hereby amended to delete Attachment 9, Performance Measurements, in its entirety for the states Tennessee and Alabama, and replace them with the SQM for Tennessee hereto attached.
2. The Parties agree that all of the other provisions of the Interconnection Agreement, dated January 1, 2000, shall remain in full force and effect.
3. The Parties further agree that either or both of the Parties is authorized to submit this Amendment to the appropriate regulatory body having jurisdiction over the subject matter of this Amendment, for approval subject to Section 252(e) of the federal Telecommunications Act of 1996.

This Amendment is made effective upon the date that it is signed by both Parties.

IN WITNESS WHEREOF, the parties hereto have caused this Amendment to be executed by their respective duly authorized representatives on the data indicated below.

BellSouth Telecommunications, Inc.

Xpedius Corp.

By: Signature on File

By: Signature on File

Title: Managing Director
CFO

Title:

Date: 4-9-2002

Date: 4-4-2002

BellSouth Service Quality Measurement Plan (SQM)

Tennessee Performance Metrics

**Measurement Descriptions
Version 0.01**

Issue Date: March 12, 2001

Introduction

The BellSouth Service Quality Measurement Plan (SQM) describes in detail the measurements produced to evaluate the quality of service delivered to BellSouth's customers both wholesale and retail. The SQM was developed to respond to the requirements of the Communications Act of 1996 Section 251 (96 Act) which required BellSouth to provide non-discriminatory access to Competitive Local Exchange Carriers (CLEC)¹ and its Retail Customers. The reports produced by the SQM provide regulators, CLECs and BellSouth the information necessary to monitor the delivery of non-discriminatory access.

This plan results from the many divergent forces evolving from the 96 Act. The 96 Act, the Georgia Public Service Commission (GPSC) Order (orders of 12/30/97 and 1/12/01 in Docket 7892-U), LCUG 1-7.0, the FCC's NPRM (CC Docket 98-56 RM9101 04/17/98), the Louisiana Public Service Commission (LPSC) Order (Docket U-22252 Subdocket C 04/19/98), numerous arbitration cases, LPSC sponsored collaborative workshops (10/98-02/00), and proceedings in Alabama, Mississippi, and North Carolina have and continue to influence the SQM.

The SQM and the reports flowing from it must change to reflect the dynamic requirements of the industry. New measurements are added as new products, systems, and processes are developed and fielded. New products and services are added as the markets for them develop and the processes stabilize. The measurements are also changed to reflect changes in systems, correct errors, and respond to both 3rd Party audit requirements.

This document is intended for use by someone with knowledge of telecommunications industry, information technologies and a functional knowledge of the subject areas covered by the BellSouth Performance Measurements and the reports that flow from them.

Once it is approved, the most current copy of this document can be found on the web at URL: <https://pmap.bellsouth.com> in the Help folder.

1. Alternative Local Exchange Companies (ALEC) and Competitive Local Providers (CLP) are referred to as Competitive Local Exchange Carriers (CLEC) in this document.

Contents

Section 1: Operations Support Systems (OSS)

OSS-1:	Average Response Time and Response Interval (Pre-Ordering/Ordering) - - - - -	1-1
OSS-2:	Interface Availability (Pre-Ordering/Ordering) - - - - -	1-6
OSS-3:	Interface Availability (Maintenance & Repair) - - - - -	1-9
OSS-4:	Response Interval (Maintenance & Repair) - - - - -	1-11
PO-1:	Loop Makeup - Response Time – Manual - - - - -	1-13
PO-2:	Loop Make Up - Response Time - Electronic - - - - -	1-15

Section 2: Ordering

O-1:	Acknowledgement Message Timeliness - - - - -	2-1
O-2:	Acknowledgement Message Completeness - - - - -	2-3
O-3:	Percent Flow-Through Service Requests (Summary) - - - - -	2-5
O-4:	Percent Flow-Through Service Requests (Detail) - - - - -	2-8
O-5:	Flow-Through Error Analysis - - - - -	2-11
O-6:	CLEC LSR Information - - - - -	2-13
O-7:	Percent Rejected Service Requests - - - - -	2-19
O-8:	Reject Interval - - - - -	2-21
O-9:	Firm Order Confirmation Timeliness - - - - -	2-24
O-10:	Service Inquiry with LSR Firm Order Confirmation (FOC) Response Time Manual - - - - -	2-27
O-11:	Firm Order Confirmation and Reject Response Completeness - - - - -	2-29
O-12:	Speed of Answer in Ordering Center - - - - -	2-31
O-13:	LNP-Percent Rejected Service Requests - - - - -	2-33
O-14:	LNP-Reject Interval Distribution & Average Reject Interval - - - - -	2-35
O-15:	LNP-Firm Order Confirmation Timeliness Interval Distribution & Firm Order Confirmation Average Interval - - - - -	2-38

Section 3: Provisioning

P-1:	Mean Held Order Interval & Distribution Intervals - - - - -	3-1
P-2:	Average Jeopardy Notice Interval & Percentage of Orders Given Jeopardy Notices - - - - -	3-4
P-3:	Percent Missed Installation Appointments - - - - -	3-6
P-4:	Average Completion Interval (OCI) & Order Completion Interval Distribution - - - - -	3-8
P-5:	Average Completion Notice Interval - - - - -	3-11
P-6:	Coordinated Customer Conversions Interval - - - - -	3-14
P-6A:	Coordinated Customer Conversions – Hot Cut Timeliness % Within Interval and Average Interval - - - - -	3-16
P-6B:	Coordinated Customer Conversions – Average Recovery Time - - - - -	3-18
P-6C:	Coordinated Customer Conversions - % Provisioning Troubles Received Within 7 days of a completed Service Order - - - - -	3-20
P-7:	Cooperative Acceptance Testing - % of xDSL Loops Tested - - - - -	3-22
P-8:	% Provisioning Troubles within 30 days of Service Order Completion - - - - -	3-24
P-9:	Total Service Order Cycle Time (TSOCT) - - - - -	3-26
P-10:	LNP-Percent Missed Installation Appointments - - - - -	3-28
P-11:	LNP-Average Disconnect Timeliness Interval & Disconnect Timeliness Interval Distribution - - - - -	3-30
P-12:	LNP-Total Service Order Cycle Time (TSOCT) - - - - -	3-32

Section 4: Maintenance & Repair

M&R-1:	Missed Repair Appointments - - - - -	4-1
M&R-2:	Customer Trouble Report Rate - - - - -	4-3

M&R-3: Maintenance Average Duration	4-5
M&R-4: Percent Repeat Troubles within 30 Days	4-7
M&R-5: Out of Service (OOS) > 24 Hours	4-9
M&R-6: Average Answer Time – Repair Centers	4-11
M&R-7: Mean Time To Notify CLEC of Network Outages	4-12

Section 5: Billing

B-1: Invoice Accuracy	5-1
B2: Mean Time to Deliver Invoices	5-3
B3: Usage Data Delivery Accuracy	5-5
B4: Usage Data Delivery Completeness	5-7
B5: Usage Data Delivery Timeliness	5-9
B6: Mean Time to Deliver Usage	5-11
B7: Recurring Charge Completeness	5-13
B8: Non-Recurring Charge Completeness	5-14

Section 6: Operator Services And Directory Assistance

OS-1: Speed to Answer Performance/Average Speed to Answer - Toll	6-1
OS-2: Speed to Answer Performance/Percent Answered with “X” Seconds – Toll	6-3
DA-1: Speed to Answer Performance/Average Speed to Answer – Directory Assistance (DA)	6-4
DA-2: Speed to Answer Performance/Percent Answered within “X” Seconds – Directory Assistance (DA)	6-5

Section 7: Database Update Information

D-1: Average Database Update Interval	7-1
D-2: Percent Database Update Accuracy	7-3
D-3: Percent NXXs and LRNs Loaded by the LERG Effective Date	7-5

Section 8: E911

E-1: Timeliness	8-1
E-2: Accuracy	8-3
E-3: Mean Interval	8-4

Section 9: Trunk Group Performance

TGP-1: Trunk Group Performance-Aggregate	9-1
TGP-2: Trunk Group Performance-CLEC Specific	9-3

Section 10: Collocation

C-1: Collocation Average Response Time	10-1
C-2: Collocation Average Arrangement Time	10-3
C-3: Collocation Percent of Due Dates Missed	10-5

Section 11: Change Management

CM-1: Timeliness of Change Management Notices	11-1
CM-2: Change Management Notice Average Delay Days	11-3
CM-3: Timeliness of Documents Associated with Change	11-4
CM-4: Change Management Documentation Average Delay Days	11-5
CM-5: Notification of CLEC Interface Outages	11-7

Appendix A: Reporting Scope ----- A-1

A-1: Standard Service Groupings	A-1
A-2: Standard Service Order Activities	A-1

Appendix B: Glossary of Acronyms and Terms ----- B-1

Appendix C: BellSouth Audit Policy ----- **C-1**
C-1: BellSouth's Internal Audit Policy ----- C-1
C-2: BellSouth's External Audit Policy ----- C-1

Section 1: Operations Support Systems (OSS)

OSS-1: Average Response Time and Response Interval (Pre-Ordering/Ordering)

Definition

Average response time and response intervals are the average times and number of requests responded to within certain intervals for accessing legacy data associated with appointment scheduling, service & feature availability, address verification, request for Telephone numbers (TNs), and Customer Service Records (CSRs).

Exclusions

None

Business Rules

The average response time for retrieving pre-order/order information from a given legacy system is determined by summing the response times for all requests submitted to the legacy systems during the reporting period and dividing by the total number of legacy system requests for that month.

The response interval starts when the client application (LENS or TAG for CLECs and RNS or ROS for BellSouth) submits a request to the legacy system and ends when the appropriate response is returned to the client application. The number of accesses to the legacy systems during the reporting period which take less than 2.3 seconds, the number of accesses which take more than 6 seconds, and the number which are less than or equal to 6.3 seconds are also captured.

Calculation

Response Time = (a - b)

- a = Date & Time of Legacy Response
- b = Date & Time of Legacy Request

Average Response Time = c ÷ d

- c = Sum of Response Times
- d = Number of Legacy Requests During the Reporting Period

Report Structure

- Not CLEC Specific
- Not product/service specific
- Regional Level

Data Retained

Relating to CLEC Experience	Relating to BellSouth Performance
<ul style="list-style-type: none"> • Report month • Legacy Contract (per reporting dimension) • Response Interval • Regional Scope 	<ul style="list-style-type: none"> • Report month • Legacy Contract (per reporting dimension) • Response Interval • Regional Scope

SQM Disaggregation - Analog/Benchmark

SQM Level of Disaggregation	SQM Analog/Benchmark
<ul style="list-style-type: none"> • RSAG – Address (Regional Street Address Guide-Address) – stores street address information used to validate customer addresses. CLECs and BellSouth query this legacy system. • RSAG – TN (Regional Street Address Guide-Telephone number) – contains information about facilities available and telephone numbers working at a given address. CLECs and BellSouth query this legacy system. • ATLAS (Application for Telephone Number Load Administration and Selection) – acts as a warehouse for storing telephone numbers that are available for assignment by the system. It enables CLECs and BellSouth service reps to select and reserve telephone numbers. CLECs and BellSouth query this legacy system. • COFFI (Central Office Feature File Interface) – stores information about product and service offerings and availability. CLECs query this legacy system. • DSAP (DOE Support Application) – provides due date information. CLECs and BellSouth query this legacy system. • HAL/CRIS (Hands-Off Assignment Logic/Customer Record Information System) – a system used to access the Business Office Customer Record Information System (BOCRIS). It allows BellSouth servers, including LENS, access to legacy systems. CLECs query this legacy system. • P/SIMS (Product/Services Inventory Management system) – provides information on capacity, tariffs, inventory and service availability. CLECs query this legacy system. • OASIS (Obtain Available Services Information Systems) – Information on feature and rate availability. BellSouth queries this legacy system. 	<ul style="list-style-type: none"> • Parity + 4 seconds.

OSS-1: Average Response Time and Response Interval (Pre-Ordering/Ordering)

Table 1: Legacy System Access Times For RNS

System	Contract	Data	< 2.3 sec.	> 6 sec.	≤ 6.3 sec.	Avg. Sec.	# of Calls
RSAG	RSAG-TN	Address	x	x	x	x	x
RSAG	RSAG-ADDR	Address	x	x	x	x	x
ATLAS	ATLAS-TN	TN	x	x	x	x	x
DSAP	DSAP-DDI	Schedule	x	x	x	x	x
CRIS	CRSACCTS	CSR	x	x	x	x	x
OASIS	OASISBSN	Feature/Service	x	x	x	x	x
OASIS	OASISCAR	Feature/Service	x	x	x	x	x
OASIS	OASISLPC	Feature/Service	x	x	x	x	x
OASIS	OASISMTN	Feature/Service	x	x	x	x	x
OASIS	OASISBIG	Feature/Service	x	x	x	x	x

Table 2: Legacy System Access Times For R0S

System	Contract	Data	< 2.3 sec.	> 6 sec.	≤6.3 sec.	Avg. sec.	# of Calls
RSAG	RSAG-TN	Address	x	x	x	x	x
RSAG	RSAG-ADDR	Address	x	x	x	x	x
ATLAS	ATLAS-TN	TN	x	x	x	x	x
DSAP	DSAP-DDI	Schedule	x	x	x	x	x
CRIS	CRSOCSR	CSR	x	x	x	x	x
OASIS	OASISBIG	Feature/Service	x	x	x	x	x

Table 3: Legacy System Access Times For LENS

System	Contract	Data	< 2.3 sec.	> 6 sec.	≤6.3 sec.	Avg. sec.	# of Calls
RSAG	RSAG-TN	Address	x	x	x	x	x
RSAG	RSAG-ADDR	Address	x	x	x	x	x
ATLAS	ATLAS-TN	TN	x	x	x	x	x
DSAP	DSAP-DDI	Schedule	x	x	x	x	x
HAL	HAL/CRIS	CSR	x	x	x	x	x
COFFI	COFFI/USOC	Feature/Service	x	x	x	x	x
P/SIMS	PSIMS/ORB	Feature/Service	x	x	x	x	x

Table 4: Legacy System Access Times For TAG

System	Contract	Data	< 2.3 sec.	> 6 sec.	≤6.3 sec.	Avg. sec.	# of Calls
RSAG	RSAG-TN	Address	x	x	x	x	x
RSAG	RSAG-ADDR	Address	x	x	x	x	x
ATLAS	ATLAS-TN	TN	x	x	x	x	x
ATLAS	ATLAS-MLH	TN	x	x	x	x	x
ATLAS	ATLAS-DID	TN	x	x	x	x	x
DSAP	DSAP-DDI	Schedule	x	x	x	x	x
CRIS	CRSEINIT	CSR	x	x	x	x	x
CRIS	CRSECSR	CSR	x	x	x	x	x

SEEM Measure

SEEM Measure		
Yes	Tier I	
	Tier II	X

Note: CLEC specific data is not available in this measure. Queries of this sort do not have company specific signatures.

SEEM Disaggregation - Analog/Benchmark

SEEM Disaggregation	SEEM Analog/Benchmark
<ul style="list-style-type: none"> • RSAG – Address (Regional Street Address Guide-Address) – stores street address information used to validate customer addresses. CLECs and BellSouth query this legacy system. • RSAG – TN (Regional Street Address Guide-Telephone number) – contains information about facilities available and telephone numbers working at a given address. CLECs and BellSouth query this legacy system. • ATLAS (Application for Telephone Number Load Administration and Selection) – acts as a warehouse for storing telephone numbers that are available for assignment by the system. It enables CLECs and BellSouth service reps to select and reserve telephone numbers. CLECs and BellSouth query this legacy system. • COFFI (Central Office Feature File Interface) – stores information about product and service offerings and availability. CLECs query this legacy system. • DSAP (DOE Support Application) – provides due date information. CLECs and BellSouth query this legacy system. • HAL/CRIS (Hands-Off Assignment Logic/Customer Record Information System) – a system used to access the Business Office Customer Record Information System (BOCRIS). It allows BellSouth servers, including LENS, access to legacy systems. CLECs query this legacy system. • P/SIMS (Product/Services Inventory Management system) – provides information on capacity, tariffs, inventory and service availability. CLECs query this legacy system. • OASIS (Obtain Available Services Information Systems) – Information on feature and rate availability. BellSouth queries this legacy system. 	<ul style="list-style-type: none"> • Percent Response Received within 6.3 seconds: > 95%

OSS-1: Average Response Time and Response Interval (Pre-Ordering/Ordering)

SEEM OSS Legacy Systems

System	BellSouth	CLEC
Telephone Number/Address		
RSAG	RNS, ROS	TAG, LENS
Atlas	RNS,ROS	TAG, LENS
DSAP	RNS, ROS	TAG, LENS
CSR Data		
CRSACCTS	RNS	
CRSOCSR	ROS	
HAL/CRIS		LENS
CRSE INIT		TAG
CRSOCSR		TAG
Service/Feature Availability		
OASISBSN	RNS	
OASISCAR	RNS	
OASISLPC	RNS	

System	BellSouth	CLEC
OASISMTN	RNS	
OASISBIG	RNS, ROS	
COFFI/USOC		LENS
PSIMS/ORB		LENS

OSS-1: Average Response Time and Response Interval (Pre-Ordering/Ordering)

OSS-2: Interface Availability (Pre-Ordering/Ordering)

Definition

Percent of time OSS interface is functionally available compared to scheduled availability. Availability percentages for CLEC interface systems and for all Legacy systems accessed by them are captured. ("Functional Availability" is the amount of time in hours during the reporting period that the legacy systems are available to users. The planned System Scheduled Availability is the time in hours per day that the legacy system is scheduled to be available.)

Scheduled availability is posted on the ICS Operations internet site: (www.interconnection.bellsouth.com/oss/osshour.html)

Exclusions

None

Business Rules

This measurement captures the availability percentages for the BellSouth systems, which are used by CLECs during Pre-Ordering functions. Comparing the percentages to BellSouth results allows conclusions as to whether an equal opportunity exists for the CLEC to deliver a comparable customer experience.

Note: Only full outages are used in the calculation of Application Availability.

A full outage is incurred when any of the following circumstances exist:

- The application or system is down.
- The application or system is inaccessible, for any reason, by the customers who normally access the application or system.
- More than one work center cannot access the application or system for any reason.
- When only one work center accesses an application or system and 40% or more of the clients in that work center cannot access the application.
- When 40% of the functions the clients normally perform or 40% of the functionality that is normally provided by an application or system is unavailable.

Calculation

Interface Availability (Pre-Ordering/Ordering) = $(a \div b) \times 100$

- a = Functional Availability
- b = Scheduled Availability

Report Structure

- Not CLEC Specific
- Not product/service specific
- Regional Level

Data Retained

Relating to CLEC Experience	Relating to BellSouth Performance
Report month <ul style="list-style-type: none"> • Legacy Contract Type (per reporting dimension) • Regional Scope • Hours of Downtime 	Report month <ul style="list-style-type: none"> • Legacy Contract Type (per reporting dimension) • Regional Scope

SQM Disaggregation - Analog/Benchmark

SQM Level of Disaggregation	SQM Analog/Benchmark
<ul style="list-style-type: none"> • Regional Level 	<ul style="list-style-type: none"> • $\geq 99.5\%$

OSS Interface Availability

OSS Interface	Applicable to	% Availability
EDI	CLEC	x
HAL	CLEC	x
LENS	CLEC	x
LEO Mainframe	CLEC	x
LEO UNIX	CLEC	x
LESOG	CLEC	x
PSIMS	CLEC	x
TAG	CLEC	x
ATLAS/COFFI	CLEC/BellSouth	x
BOCRIS	CLEC/BellSouth	x
DSAP	CLEC/BellSouth	x
RSAG	CLEC/BellSouth	x
SOCS	CLEC/BellSouth	x
SONGS	CLEC/BellSouth	x
RNS	BellSouth	Under Development
ROS	BellSouth	Under Development

OSS-2: Interface Availability (Pre-Ordering/Ordering)

SEEM Measure

SEEM Measure		
Yes	Tier I	
	Tier II	X

SEEM Disaggregation - Analog/Benchmark

SEEM Disaggregation	SEEM Analog/Benchmark
<ul style="list-style-type: none"> Regional Level 	<ul style="list-style-type: none"> ≥ 99.5%

SEEM OSS Interface Availability

OSS Interface	Applicable to	% Availability
EDI	CLEC	x
HAL	CLEC	x
LENS	CLEC	x
LEO Mainframe	CLEC	x
LEO UNIX	CLEC	x
LESOG	CLEC	x
PSIMS	CLEC	x
TAG	CLEC	x

OSS-2: Interface Availability (Pre-Ordering/Ordering)

OSS-3: Interface Availability (Maintenance & Repair)

Definition

This measures the percentage of time the OSS Interface is functionally available compared to scheduled availability. Availability percentage for the CLEC and BellSouth interface systems and for the legacy systems accessed by them are captured.

Exclusions

None

Business Rules

This measure is designed to compare the OSS availability versus scheduled availability of BellSouth's legacy systems.

Note: Only full outages are used in the calculation of Application Availability. A full outage is incurred when any of the following circumstances exists:

- The application or system is down.
- The application or system is inaccessible, for any reason, by the customers who normally access the application or system.
- More than one work center cannot access the application or system for any reason.
- When only one work center accesses an application or system and 40% or more of the clients in that work center cannot access the application.
- When 40% of the functions the clients normally perform or 40% of the functionality that is normally provided by an application or system is unavailable.

Calculation

OSS Interface Availability $(a \div b) \times 100$

- a = Functional Availability
- b = Scheduled Availability

Report Structure

- Not CLEC Specific
- Not product/service specific
- Regional Level

Data Retained

Relating to CLEC Experience	Relating to BellSouth Performance
<ul style="list-style-type: none"> • Availability of CLEC TAFI • Availability of LMOS HOST, MARCH, SOCS, CRIS, PREDICTOR, LNP and OSPCM • ECTA 	<ul style="list-style-type: none"> • Availability of BellSouth TAFI • Availability of LMOS HOST, MARCH, SOCS, CRIS, PREDICTOR, LNP and OSPCM

SQM Disaggregation - Analog/Benchmark

SQM Level of Disaggregation	Retail Analog/Benchmark
<ul style="list-style-type: none"> • Regional Level 	<ul style="list-style-type: none"> • $\geq 99.5\%$

OSS Interface Availability (M&R)

OSS Interface	% Availability
BellSouth TAFI	x
CLEC TAFI	x
CLEC ECTA	x
BellSouth & CLEC	x
CRIS	x
LMOS HOST	x
LNP	x
MARCH	x
OSPCM	x
PREDICTOR	x
SOCS	x

SEEM Measure

SEEM Measure		
Yes	Tier I	
	Tier II	X

SEEM Disaggregation - Analog/Benchmark

SEEM Disaggregation	SEEM Analog/Benchmark
• Regional Level	• ≥ 99.5%

OSS Interface Availability (M&R)

OSS Interface	% Availability
CLEC TAFI	x
CLEC ECTA	x

OSS-4: Response Interval (Maintenance & Repair)

Definition

The response intervals are determined by subtracting the time a request is received on the BellSouth side of the interface from the time the response is received from the legacy system. Percentages of requests falling into each interval category are reported, along with the actual number of requests falling into those categories.

Exclusions

None

Business Rules

This measure is designed to monitor the time required for the CLEC and BellSouth interface system to obtain from BellSouth's legacy systems the information required to handle maintenance and repair functions. The clock starts on the date and time when the request is received on the BellSouth side of the interface and the clock stops when the response has been transmitted through that same point to the requester.

Note: The OSS Response Interval BellSouth Total Report is a combination of BellSouth Residence and Business Total.

Calculation

OSS Response Interval = (a - b)

- a = Query Response Date and Time
- b = Query Request Date and Time

Percent Response Interval (per category) = (c ÷ d) X 100

- c = Number of Response Intervals in category "X"
- d = Number of Queries Submitted in the Reporting Period

where, "X" is ≤ 4, > 4 ≤ 10, ≤ 10, > 10, or > 30 seconds.

Report Structure

- Not CLEC Specific
- Not product/service specific
- Regional Level

Data Retained

Relating to CLEC Experience	Relating to BellSouth Performance
<ul style="list-style-type: none"> • CLEC Transaction Intervals 	<ul style="list-style-type: none"> • BellSouth Business and Residential Transactions Intervals

SQM Disaggregation - Analog/Benchmark

SQM Level of Disaggregation	Retail Analog/Benchmark:
<ul style="list-style-type: none"> • Regional Level 	<ul style="list-style-type: none"> • Parity

Legacy System Access Times for M&R

System	BellSouth & CLEC	Count				
		≤ 4	> 4 ≤ 10	≤ 10	> 10	> 30
CRIS	x	x	x	x	x	x
DLETH	x	x	x	x	x	x
DLR	x	x	x	x	x	x
LMOS	x	x	x	x	x	x
LMOSupd	x	x	x	x	x	x
LNP	x	x	x	x	x	x
MARCH	x	x	x	x	x	x
OSPCM	x	x	x	x	x	x
Predictor	x	x	x	x	x	x
SOCS	x	x	x	x	x	x
NIW	x	x	x	x	x	x

OSS-4: Response Interval (Maintenance & Repair)

SEEM Measure

SEEM Measure		
No	Tier I	
	Tier II	

SEEM Disaggregation - Analog/Benchmark

SEEM Disaggregation	SEEM Analog/Benchmark
Not Applicable	Not Applicable

PO-1: Loop Makeup - Response Time – Manual

Definition

This report measures the average interval and percent within the interval from the submission of a Manual Loop Makeup Service Inquiry (LMUSI) to the distribution of Loop Makeup information back to the CLEC.

Exclusions

- Inquiries, which are submitted electronically.
- Designated Holidays are excluded from the interval calculation.
- Weekend hours from 5:00PM Friday until 8:00AM Monday are excluded from the interval calculation.
- Canceled Inquiries.

Business Rules

The CLEC Manual Loop Makeup Service Inquiry (LMUSI) process includes inquiries submitted via mail or FAX to BellSouth's Complex Resale Support Group (CRSG).

This measurement combines three intervals:

1. From receipt of the Service Inquiry for Loop Makeup to hand off to the Service Advocacy Center (SAC) for "Look-up."
2. From SAC start date to SAC complete date.
3. From SAC complete date to date the Complex Resale Support Group (CRSG) distributes loop makeup information back to the CLEC.

The "Receive Date" is defined as the date the Manual LMUSI is received by the CRSG. It is counted as day Zero. LMU "Return Date" is defined as the date the LMU information is sent back to the CLEC from BellSouth. The interval calculation is reset to Zero when a CLEC initiated change occurs on the Manual LMU request.

Note: The Loop Make Up Service Inquiry Form does not require the CLEC to furnish the type of Loop. The CLEC determines whether the loop makeup will support the type of service they wish to order or not and qualifies the loop. If the loop makeup will support the service, a firm order LSR is submitted by the CLEC.

Calculation

Response Interval = (a - b)

- a = Date and Time LMUSI returned to CLEC
- b = Date and Time the LMUSI is received

Average Interval = (c ÷ d)

- c = Sum of all Response Intervals
- d = Total Number of LMUSIs received within the reporting period

Percent within interval = (e ÷ f) X 100

- e = Total LMUSIs received within the interval
- f = Total Number of LMUSIs processed within the reporting period

Report Structure

- CLEC Aggregate
- CLEC Specific
- Geographic Scope
 - State
 - Region
- Interval for manual LMUs:
 - 0 – 1 day
 - >1 – 2 days
 - >2 – 3 days
 - 0 - ≤ 3 days
 - >3 – 6 days

- >6 – 10 days
- > 10 days
- Average Interval in days

Data Retained

Relating to CLEC Experience	Relating to BellSouth Experience
<ul style="list-style-type: none"> • Report Month • Total Number of Inquiries • SI Intervals • State and Region 	

SQM Disaggregation - Analog/Benchmark

SQM Level of Disaggregation	Retail Analog/Benchmark
<ul style="list-style-type: none"> • Loops 	Benchmark <ul style="list-style-type: none"> • 95% in 3 Business Days

SEEM Measure

SEEM Measure		
Yes	Tier I	
	Tier II	X

SEEM Disaggregation - Analog/Benchmark

SEEM Disaggregation	SEEM Analog/Benchmark
<ul style="list-style-type: none"> • Loops 	Benchmark <ul style="list-style-type: none"> • 95% in 3 Business Days

PO-2: Loop Make Up - Response Time - Electronic

Definition

This report measures the average interval and the percent within the interval from the electronic submission of a Loop Makeup Service Inquiry (LMUSI) to the distribution of Loop Makeup information back to the CLEC.

Exclusions

- Manually submitted inquiries.
- Designated Holidays are excluded from the interval calculation.
- Canceled Requests.

Business Rules

The response interval starts when the CLEC's Mechanized Loop Makeup Service Inquiry (LMUSI) is submitted electronically through the Operational Support Systems interface, LENS, TAG or RoboTAG. It ends when BellSouth's Loop Facility Assignment and Control System (LFACS) responds electronically to the CLEC with the requested Loop Makeup data via LENS, TAG or RoboTAG Interfaces.

Note: The Loop Make Up Service Inquiry Form does not require the CLEC to furnish the type of Loop. The CLEC determines whether the loop makeup will support the type of service they wish to order or not and qualifies the loop. If the loop makeup will support the service, a firm order LSR is submitted by the CLEC. EDI is not a pre-ordering system, and, therefore, is not applicable in this measure.

Calculation

Response Interval = (a - b)

- a = Date and Time LMUSI returned to CLEC
- b = Date and Time the LMUSI is received

Average Interval = (c ÷ d)

- c = Sum of all response intervals
- d = Total Number of LMUSIs received within the reporting period

Percent within interval = (e ÷ f) X 100

- e = Total LMUSIs received within the interval
- f = Total Number of LMUSIs processed within the reporting period

Report Structure

- CLEC Aggregate
- CLEC Specific
- Geographic Scope
 - State
 - Region
- Interval for electronic LMUSIs:
 - 0 – 1 minute
 - >1 – 5 minutes
 - 0 - ≤ 5 minutes
 - > 5 – 8 minutes
 - > 8 – 15 minutes
 - > 15 minutes
- Average Interval in minutes

Data Retained

Relating to CLEC Experience	Relating to BellSouth Experience
<ul style="list-style-type: none"> • Report Month • Legacy Contract • Response Interval • Regional Scope 	<ul style="list-style-type: none"> • Not Applicable

SQM Disaggregation - Analog/Benchmark

SQM LEVEL of Disaggregation	Retail Analog/Benchmark
<ul style="list-style-type: none"> • Loop 	Benchmark <ul style="list-style-type: none"> • 90% in 5 Minutes (Reassess after 6 months - new system)

SEEM Measure

SEEM Measure		
Yes	Tier I	
	Tier II	X

SEEM Disaggregation - Analog/Benchmark

SEEM Disaggregation	SEEM Analog/Benchmark
<ul style="list-style-type: none"> • Loop 	<ul style="list-style-type: none"> • 90% in 5 Minutes (Reassess after 6 months - new system)

Section 2: Ordering

O-1: Acknowledgement Message Timeliness

Definition

This measurement provides the response interval from the time an LSR is electronically submitted via EDI or TAG until an acknowledgement notice is sent by the system.

Exclusions

None

Business Rules

The process includes EDI & TAG system functional acknowledgements for all Local Service Requests (LSRs) which are electronically submitted by the CLEC. The start time is the receipt time of the LSR at BellSouth's side of the interface (gateway). The end time is when the acknowledgement is transmitted by BellSouth at BellSouth's side of the interface (gateway). If more than one CLEC uses the same ordering center, an Acknowledgement Message will be returned to the "Aggregator", however, BellSouth will not be able to determine which specific CLEC this message represented.

Calculation

Response Interval = (a - b)

- a = Date and Time Acknowledgement Notices returned to CLEC
- b = Date and Time LSRs electronically submitted by the CLEC via EDI or TAG respectively

Average Response Interval = (c ÷ d)

- c = Sum of all Response Intervals
- d = Total number of electronically submitted LSRs received, from CLECs via EDI or TAG respectively, in the Reporting Period.

Reporting Structure

- CLEC Aggregate
- CLEC Specific
- Geographic Scope
 - State
 - Region
- Electronically Submitted LSRs
 - 0 – ≤10 minutes
 - > 10 – ≤20 minutes
 - > 20 – ≤30 minutes
 - 0 – ≤ 30 minutes
 - > 30 – ≤45 minutes
 - > 45 – ≤60 minutes
 - > 60 – ≤120 minutes
 - > 120 minutes
- Average interval for electronically submitted LSRs in minutes

Data Retained

Relating to CLEC Experience	Relating to BellSouth Experience
<ul style="list-style-type: none"> • Report month • Record of functional acknowledgements 	<ul style="list-style-type: none"> • Not Applicable

SQM Disaggregation - Analog/Benchmark

SQM LEVEL of Disaggregation	Retail Analog/Benchmark
<ul style="list-style-type: none"> • EDI 	<ul style="list-style-type: none"> • EDI – 90% within 30 minutes (6 months – 95% within 30 minutes)
<ul style="list-style-type: none"> • TAG 	<ul style="list-style-type: none"> • TAG – 95% within 30 minutes

SEEM Measure

SEEM Measure		
Yes	Tier I	X
	Tier II	X

SEEM Disaggregation - Analog/Benchmark

SEEM Disaggregation	SEEM Analog/Benchmark
<ul style="list-style-type: none"> • EDI 	<ul style="list-style-type: none"> • EDI – 90% within 30 minutes (6 months – 95% within 30 minutes)
<ul style="list-style-type: none"> • TAG 	<ul style="list-style-type: none"> • TAG – 95% within 30 minutes

O-2: Acknowledgement Message Completeness

Definition

This measurement provides the percent of LSRs received via EDI or TAG, which are acknowledged electronically.

Exclusions

Manually submitted LSRs

Business Rules

EDI and TAG send Functional Acknowledgements for all LSRs, which are electronically submitted by a CLEC. If more than one CLEC uses the same ordering center, an Acknowledgement Message will be returned to the "Aggregator", however, BellSouth will not be able to determine which specific CLEC this message represented. The Acknowledgement Message is returned prior to the determination of whether the LSR will be partially mechanized or fully mechanized.

Calculation

Acknowledgement Completeness = $(a \div b) \times 100$

- a = Total number of Functional Acknowledgements returned in the reporting period for LSRs electronically submitted by EDI or TAG respectively
- b = Total number of electronically submitted LSRs received in the reporting period by EDI or TAG respectively

Report Structure

- CLEC Aggregate
- CLEC Specific
- Geographic Scope
 - State
 - Region

Note: Acknowledgement message is generated before the system recognizes whether this message (LSR) will be partially or fully mechanized.

Data Retained

Relating to CLEC Experience	Relating to BellSouth Experience
<ul style="list-style-type: none"> • Report month • Record of functional acknowledgements 	<ul style="list-style-type: none"> • Not Applicable

SQM Disaggregation - Analog/Benchmark

SQM LEVEL of Disaggregation	Retail Analog/Benchmark
<ul style="list-style-type: none"> • EDI • TAG 	<ul style="list-style-type: none"> • Benchmark: 100%

SEEM Measure

SEEM Measure		
Yes	Tier I	X
	Tier II	X

SEEM Disaggregation - Analog/Benchmark

SEEM Disaggregation	SEEM Analog/Benchmark
<ul style="list-style-type: none">• EDI• TAG	<ul style="list-style-type: none">• Benchmark: 100%

O-3: Percent Flow-Through Service Requests (Summary)

Definition

The percentage of Local Service Requests (LSR) and LNP Local Service Requests (LNP LSRs) submitted electronically via the CLEC mechanized ordering process that flow through and reach a status for a FOC to be issued, without manual intervention.

Exclusions

- Fatal Rejects
- Auto Clarification
- Manual Fallout
- CLEC System Fallout

Business Rules

The CLEC mechanized ordering process includes all LSRs, including supplements (subsequent versions) which are submitted through one of the three gateway interfaces (TAG, EDI and LENS), that flow through and reach a status for a FOC to be issued, without manual intervention. These LSRs can be divided into two classes of service: Business and Residence, and two types of service: Resale, and Unbundled Network Elements (UNE). The CLEC mechanized ordering process does not include LSRs which are submitted manually (for example, fax and courier) or are not designed to flow through (for example, Manual Fallout.)

Definitions:

Fatal Rejects: Errors that prevent an LSR, submitted electronically by the CLEC, from being processed further. When an LSR is submitted by a CLEC, LEO/LNP Gateway will perform edit checks to ensure the data received is correctly formatted and complete. For example, if the PON field contains an invalid character, LEO/LNP Gateway will reject the LSR and the CLEC will receive a Fatal Reject.

Auto-Clarification: Clarifications that occur due to invalid data within the LSR. LESOG/LAUTO will perform data validity checks to ensure the data within the LSR is correct and valid. For example, if the address on the LSR is not valid according to RSAG, or if the LNP is not available for the NPA NXXX requested, the CLEC will receive an Auto-Clarification.

Manual Fallout: Planned Fallout that occur by design. Certain LSRs are designed to fallout of the Mechanized Order Process due to their complexity. These LSRs are manually processed by the LCSC. When a CLEC submits an LSR, LESOG/LAUTO will determine if the LSR should be forwarded to LCSC for manual handling. Following are the categories for Manual Fallout:

- | | |
|---|--|
| 1. Complex* | 8. Denials-restore and conversion, or disconnect and conversion orders |
| 2. Special pricing plans | 9. Class of service invalid in certain states with some types of service |
| 3. Some Partial migrations | 10. Low volume such as activity type "T" (move) |
| 4. New telephone number not yet posted to BOCRIS | 11. More than 25 business lines, or more than 15 loops |
| 5. Pending order review required | 12. Transfer of calls option for the CLEC end users |
| 6. CSR inaccuracies such as invalid or missing CSR data in CRIS | 13. Directory Listings (Indentions and Captions) |
| 7. Expedites (requested by the CLEC) | |

* for a list of services, including complex services, and whether LSRs issued for the services are eligible to flow through.

Total System Fallout: Errors that require manual review by the LSCS to determine if the error is caused by the CLEC, or is due to BellSouth system functionality. If it is determined the error is caused by the CLEC, the LSR will be sent back to the CLEC for clarification. If it is determined the error is BellSouth caused, the LCSC representative will correct the error, and the LSR will continue to be processed.

Z Status: LSRs that receive a supplemental LSR submission prior to final disposition of the original LSR.

Calculation

Percent Flow Through = $a \div [b - (c + d + e + f)] \times 100$

- a = The total number of LSRs that flow through LESOG/LAUTO and reach a status for a FOC to be issued
- b = the number of LSRs passed from LEO/LNP Gateway to LESOG/LAUTO
- c = the number of LSRs that fall out for manual processing
- d = the number of LSRs that are returned to the CLEC for clarification
- e = the number of LSRs that contain errors made by CLECs
- f = the number of LSRs that receive a Z status.

Percent Achieved Flow Through = $a \div [b - (c + d + e)] \times 100$

- a = the number of LSRs that flow through LESOG/LAUTO and reach a status for a FOC to be issued.
- b = the number of LSRs passed from LEO/LNP Gateway to LESOG/LAUTO
- c = the number of LSRs that are returned to the CLEC for clarification
- d = the number of LSRs that contain errors made by CLECs
- e = the number of LSRs that receive Z status

Report Structure

- CLEC Aggregate
 - Region

Data Retained

Relating to CLEC Experience	Relating to BellSouth Performance:
<ul style="list-style-type: none"> • Report month • Total number of LSRs received, by interface, by CLEC <ul style="list-style-type: none"> - TAG - EDI - LENS • Total number of errors by type, by CLEC <ul style="list-style-type: none"> - Fatal rejects - Auto clarification - CLEC caused system fallout • Total number of errors by error code • Total fallout for manual processing 	<ul style="list-style-type: none"> • Report month • Total number of errors by type <ul style="list-style-type: none"> - BellSouth system error

SQM Disaggregation - Analog/Benchmark

SQM Level of Disaggregation	Retail Analog/Benchmark ^a
• Residence	• Benchmark: 95%
• Business	• Benchmark: 90%
• UNE	• Benchmark: 85%
• LNP	• Benchmark: 85%

a. Benchmarks do not apply to the "Percent Achieved Flow Through."

SEEM Measure

SEEM Measure		
Yes	Tier I	
	Tier II	X

SEEM Disaggregation - Analog/Benchmark

SEEM Disaggregation	SEEM Analog/Benchmark ^a
• Residence	• Benchmark: 95%
• Business	• Benchmark: 90%
• UNE	• Benchmark: 85%
• LNP	• Benchmark: 85%

a. Benchmarks do not apply to the "Percent Achieved Flow Through."

O-4: Percent Flow-Through Service Requests (Detail)

Definition

A detailed list, by CLEC, of the percentage of Local Service Requests (LSR) and LNP Local Service Requests (LNP LSRs) submitted electronically via the CLEC mechanized ordering process that flow through and reach a status for a FOC to be issued, without manual or human intervention.

Exclusions

- Fatal Rejects
- Auto Clarification
- Manual Fallout
- CLEC System Fallout

Business Rules

The CLEC mechanized ordering process includes all LSRs, including supplements (subsequent versions) which are submitted through one of the three gateway interfaces (TAG, EDI, and LENS), that flow through and reach a status for a FOC to be issued, without manual intervention. These LSRs can be divided into two classes of service: Business and Residence, and three types of service: Resale, and Unbundled Network Elements (UNE) and specials. The CLEC mechanized ordering process does not include LSRs, which are submitted manually (for example, fax and courier) or are not designed to flow through (for example, Manual Fallout.)

Definitions:

Fatal Rejects: Errors that prevent an LSR, submitted electronically by the CLEC, from being processed further. When an LSR is submitted by a CLEC, LEO/LNP Gateway will perform edit checks to ensure the data received is correctly formatted and complete. For example, if the PON field contains an invalid character, LEO/LNP Gateway will reject the LSR and the CLEC will receive a Fatal Reject.

Auto-Clarification: Clarifications that occur due to invalid data within the LSR. LESOG/LAUTO will perform data validity checks to ensure the data within the LSR is correct and valid. For example, if the address on the LSR is not valid according to RSAG, or if the LNP is not available for the NPA NXXX requested, the CLEC will receive an Auto-Clarification.

Manual Fallout: Planned Fallout that occur by design. Certain LSRs are designed to fallout of the Mechanized Order Process due to their complexity. These LSRs are manually processed by the LCSC. When a CLEC submits an LSR, LESOG/LAUTO will determine if the LSR should be forwarded to LCSC for manual handling. Following are the categories for Manual Fallout:

- | | |
|---|--|
| 1. Complex* | 8. Denials-restore and conversion, or disconnect and conversion orders |
| 2. Special pricing plans | 9. Class of service invalid in certain states with some types of service |
| 3. Some Partial migrations | 10. Low volume such as activity type "T" (move) |
| 4. New telephone number not yet posted to BOCRIS | 11. More than 25 business lines, or more than 15 loops |
| 5. Pending order review required | 12. Transfer of calls option for the CLEC end users |
| 6. CSR inaccuracies such as invalid or missing CSR data in CRIS | 13. Directory Listings (Indentions and Captions) |
| 7. Expedites (requested by the CLEC) | |

* for a list of services, including complex services, and whether LSRs issued for the services are eligible to flow through.

Total System Fallout: Errors that require manual review by the LSCS to determine if the error is caused by the CLEC, or is due to BellSouth system functionality. If it is determined the error is caused by the CLEC, the LSR will be sent back to the CLEC for clarification. If it is determined the error is BellSouth caused, the LCSC representative will correct the error, and the LSR will continue to be processed.

Z Status: LSRs that receive a supplemental LSR submission prior to final disposition of the original LSR.

Calculation

$$\text{Percent Flow Through} = a \div [b - (c + d + e + f)] \times 100$$

- a = The total number of LSRs that flow through LESOG/LAUTO and reach a status for a FOC to be issued
- b = the number of LSRs passed from LEO/LNP Gateway to LESOG/LAUTO
- c = the number of LSRs that fall out for manual processing
- d = the number of LSRs that are returned to the CLEC for clarification
- e = the number of LSRs that contain errors made by CLECs
- f = the number of LSRs that receive a Z status.

$$\text{Percent Achieved Flow Through} = a \div [b - (c + d + e)] \times 100$$

- a = the number of LSRs that flow through LESOG/LAUTO and reach a status for a FOC to be issued.
- b = the number of LSRs passed from LEO/LNP Gateway to LESOG/LAUTO
- c = the number of LSRs that are returned to the CLEC for clarification
- d = the number of LSRs that contain errors made by CLECs
- e = the number of LSRs that receive Z status

Report Structure

Provides the flow through percentage for each CLEC (by alias designation) submitting LSRs through the CLEC mechanized ordering process. The report provides the following:

- CLEC (by alias designation)
- Number of fatal rejects
- Mechanized interface used
- Total mechanized LSRs
- Total manual fallout
- Number of auto clarifications returned to CLEC
- Number of validated LSRs
- Number of BellSouth caused fallout
- Number of CLEC caused fallout
- Number of Service Orders Issued
- Base calculation
- CLEC error excluded calculation

Data Retained

Relating to CLEC Experience	Relating to BellSouth Performance
<ul style="list-style-type: none"> • Report month • Total number of LSRs received, by interface, by CLEC <ul style="list-style-type: none"> - TAG - EDI - LENS • Total number of errors by type, by CLEC <ul style="list-style-type: none"> - Fatal rejects - Auto clarification - CLEC errors • Total number of errors by error code • Total fallout for manual processing 	<ul style="list-style-type: none"> • Report month • Total number of errors by type <ul style="list-style-type: none"> - BellSouth system error

SQM Disaggregation - Analog/Benchmark

SQM Level of Disaggregation	Retail Analog/Benchmark ^a
<ul style="list-style-type: none"> • Residence 	<ul style="list-style-type: none"> • Benchmark: 95%
<ul style="list-style-type: none"> • Business 	<ul style="list-style-type: none"> • Benchmark: 90%
<ul style="list-style-type: none"> • UNE 	<ul style="list-style-type: none"> • Benchmark: 85%

SQM Level of Disaggregation	Retail Analog/Benchmark ^a
<ul style="list-style-type: none"> LNP 	<ul style="list-style-type: none"> Benchmark: 85%

a. Benchmarks do not apply to the "Percent Achieved Flow Through."

SEEM Measure

SEEM Measure		
No	Tier I	
	Tier II	

SEEM Disaggregation - Analog/Benchmark

SEEM Disaggregation	SEEM Analog/Benchmark
<ul style="list-style-type: none"> Not Applicable 	<ul style="list-style-type: none"> Not Applicable

O-5: Flow-Through Error Analysis

Definition

An analysis of each error type (by error code) that was experienced by the LSRs that did not flow through or reached a status for a FOC to be issued.

Exclusions

Each Error Analysis is error code specific, therefore exclusions are not applicable.

Business Rules

The CLEC mechanized ordering process includes all LSRs, including supplements (subsequent versions) which are submitted through one of the three gateway interfaces (TAG, EDI, and LENS), that flow through and reach a status for a FOC to be issued. The CLEC mechanized ordering process does not include LSRs which are submitted manually (for example, fax and courier).

Calculation

Total for each error type.

Report Structure

Provides an analysis of each error type (by error code). The report is in descending order by count of each error code and provides the following:

- Error Type (by error code)
- Count of each error type
- Percent of each error type
- Cumulative percent
- Error Description
- CLEC Caused Count of each error code
- Percent of aggregate by CLEC caused count
- Percent of CLEC caused count
- BellSouth Caused Count of each error code
- Percent of aggregate by BellSouth caused count
- Percent of BellSouth by BellSouth caused count.

Data Retained

Relating to CLEC Experience	Relating to BellSouth Performance
<ul style="list-style-type: none"> • Report month • Total number of LSRs received • Total number of errors by type (by error code) <ul style="list-style-type: none"> - CLEC caused error 	<ul style="list-style-type: none"> • Report month • Total number of errors by type (by error code) <ul style="list-style-type: none"> - BellSouth system error

SQM Disaggregation - Analog/Benchmark

SQM Level of Disaggregation	Retail Analog/Benchmark
<ul style="list-style-type: none"> • NA 	<ul style="list-style-type: none"> • NA

SEEM Measure

SEEM Measure		
No	Tier I	
	Tier II	

SEEM Disaggregation - Analog/Benchmark

SEEM Disaggregation	SEEM Analog/Benchmark
• Not Applicable	• Not Applicable

O-6: CLEC LSR Information

Definition

A list with the flow through activity of LSRs by CC, PON and Ver, issued by each CLEC during the report period.

Exclusions

- Fatal Rejects
- LSRs submitted manually

Business Rules

The CLEC mechanized ordering process includes all LSRs, including supplements (subsequent versions) which are submitted through one of the three gateway interfaces (TAG, EDI, and LENS), that flow through and reach a status for a FOC to be issued. The CLEC mechanized ordering process does not include LSRs which are submitted manually (for example, fax and courier).

Calculation

NA

Report Structure

Provides a list with the flow through activity of LSRs by CC, PON and Ver, issued by each CLEC during the report period with an explanation of the of the columns and content. This report is available on a CLEC specific basis. The report provides the following for each LSR.

- CC
- PON
- Ver
- Timestamp
- Type
- Err #
- Note or Error Description

Data Retained

Relating to CLEC Experience	Relating to BellSouth Experience
<ul style="list-style-type: none"> • Report month • Record of LSRs received by CC, PON and Ver • Record of Timestamp, Type, Err # and Note or Error Description for each LSR by CC, PON and Ver 	NA

SQM Disaggregation - Analog/Benchmark

SQM Level of Disaggregation	Retail Analog/Benchmark
• NA	• NA

SEEM Measure

SEEM Measure		
No	Tier I	
	Tier II	

SEEM Disaggregation - Analog/Benchmark

SEEM Disaggregation	SEEM Analog/Benchmark
• Not Applicable	• Not Applicable

Table 1: LSR Flow-Through Matrix

Product	F/T ³	Complex Service ⁴	Complex Order	Planned Fallout For Manual Handling ¹	Edi	Tag ²	Lens	Comments
2 wire analog DID trunk port	No	UNE	Yes	NA	N	N	N	
2 wire analog port	Yes	UNE	No	No	Y	Y	N	
2 wire ISDN digital line side port	No	UNE	Yes	NA	N	N	N	
2 wire ISDN digital loop	Yes	UNE	Yes	No	Y	Y	N	
3 Way Calling	Yes	No	No	No	Y	Y	Y	
4 wire analog voice grade loop	Yes	UNE	Yes	No	Y	Y	N	
4 wire DS0 & PRI digital loop	No	UNE	Yes	NA	N	N	N	
4 wire DS1 & PRI digital loop	No	UNE	Yes	NA	N	N	N	
4 wire ISDN DSI digital trunk ports	No	UNE	Yes	NA	N	N	N	
Accupulse	No	Yes	Yes	NA	N	N	N	
ADSL	Yes	UNE	No	No	Y	Y	N	
Area Plus	Yes	No	No	No	Y	Y	Y	
Basic Rate ISDN	No	Yes	Yes	Yes	Y	Y	N	
Call Block	Yes	No	No	No	Y	Y	Y	
Call Forwarding-Variable	Yes	No	No	No	Y	Y	Y	
Call Return	Yes	No	No	No	Y	Y	Y	
Call Selector	Yes	No	No	No	Y	Y	Y	
Call Tracing	Yes	No	No	No	Y	Y	Y	
Call Waiting	Yes	No	No	No	Y	Y	Y	
Call Waiting Deluxe	Yes	No	No	No	Y	Y	Y	
Caller ID	Yes	No	No	No	Y	Y	Y	
CENTREX	No	Yes	Yes	NA	N	N	N	

Table 1: LSR Flow-Through Matrix

Product	F/T ³	Complex Service ⁴	Complex Order	Planned Fallout For Manual Handling ¹	Edi	Tag ²	Lens	Comments
DID WITH PBX ACT W	No	Yes	Yes	Yes	Y	N	Y	
DID ACT W	No	Yes	Yes	Yes	Y	N	Y	
Digital Data Transport	No	UNE	Yes	NA	N	N	N	
Directory Listing Indentations	No	No	No	Yes	Y	Y	Y	
Directory Listings Captions	No	No	Yes	Yes	Y	Y	Y	
Directory Listings (simple)	Yes	No	No	No	Y	Y	Y	
DS3	No	UNE	Yes	NA	N	N	N	
DS1 Loop	Yes	UNE	Yes	No	Y	Y	N	
DSO Loop	Yes	UNE	Yes	No	Y	Y	N	
Enhanced Caller ID	Yes	No	No	No	Y	Y	Y	
ESSX	No	Yes	Yes	NA	N	N	N	
Flat Rate/Business	Yes	No	No	No	Y	Y	Y	
Flat Rate/Residence	Yes	No	No	No	Y	Y	Y	
FLEXSERV	No	Yes	Yes	NA	N	N	N	
Frame Relay	No	Yes	Yes	NA	N	N	N	
FX	No	Yes	Yes	NA	N	N	N	
Ga. Community Calling	Yes	No	No	No	Y	Y	Y	
HDSL	Yes	UNE	No	No	Y	Y	N	
Hunting MLH	No	C/S	C/S	Yes	Y	Y	N	
Hunting Series Completion	No	C/S	C/S	No	Y	Y	Y	
INP to LNP Conversions	No	UNE	Yes	Yes	Y	Y	N	
LightGate	No	Yes	Yes	NA	N	N	N	

Table 1: LSR Flow-Through Matrix

Product	F/T ³	Complex Service ⁴	Complex Order	Planned Fallout For Manual Handling ¹	Edi	Tag ²	Lens	Comments
Local Number Portability	Yes	UNE	Yes	No	Y	Y	N	
LNP with Complex Listing	No	UNE	Yes	Yes	Y	Y	N	
LNP with Partial Migration	No	UNE	Yes	Yes	Y	Y	N	
LNP with Complex Services	No	UNE	Yes	Yes	Y	Y	N	
Loop+INP	Yes	UNE	No	No	Y	Y	N	
Loop+LNP	Yes	UNE	No	No	Y	Y	N	
Measured Rate/Bus.	Yes	No	No	No	Y	Y	Y	
Measured Rate/Res.	Yes	No	No	No	Y	Y	Y	
Megalink	No	Yes	Yes	NA	N	N	N	
Megalink-T1	No	Yes	Yes	NA	N	N	N	
Memory Call	Yes	No	No	No	Y	Y	Y	
Memory Call Ans. Svc.	Yes	No	No	No	Y	Y	Y	
Multiserv	No	Yes	Yes	NA	N	N	N	
Native Mode LAN Interconnection (NMLI)	No	Yes	Yes	NA	N	N	N	
Off-Prem Stations	No	Yes	Yes	NA	N	N	N	
Optional Calling Plan	Yes	No	No	No	Y	Y	Y	
Package/Complete Choice and area plus	Yes	No	No	No	Y	Y	Y	
Pathlink Primary Rate ISDN	No	Yes	Yes	NA	N	N	N	
Pay Phone Provider	No	No	No	NA	N	N	N	
PBX Standalone ACT A, C, D	No	Yes	Yes	Yes	Y	Y	N	
PBX Trunks	No	Yes	Yes	Yes	Y	Y	N	

Table 1: LSR Flow-Through Matrix

Product	F/T ³	Complex Service ⁴	Complex Order	Planned Fallout For Manual Handling ¹	Edi	Tag ²	Lens	Comments
Port/Loop Combo	Yes	UNE	No	No	Y	Y	Y	
Port/Loop PBX	No	No	No	Yes	Y	Y	N	
Preferred Call Forward	Yes	No	No	No	Y	Y	Y	
RCF Basic	Yes	No	No	No	Y	Y	Y	
Remote Access to CF	Yes	No	No	No	Y	Y	Y	
Repeat Dialing	Yes	No	No	No	Y	Y	Y	
Ringmaster	Yes	No	No	No	Y	Y	Y	
Smartpath	No	Yes	Yes	NA	N	N	N	
SmartRING	No	Yes	Yes	NA	N	N	N	
Speed Calling	Yes	No	No	No	Y	Y	Y	
Synchronet	No	Yes	Yes	Yes	Y	Y	N	
Tie Lines	No	Yes	Yes	NA	N	N	N	
Touchtone	Yes	No	No	No	Y	Y	Y	
Unbundled Loop-Analog 2W, SL1, SL2	Yes	UNE	No	No	Y	Y	Y	
WATS	No	Yes	Yes	NA	N	N	N	
xDSL Extended LOOP	No	UNE	Yes	NA	N	N	N	

Note¹: Planned Fallout for Manual Handling denotes those services that are electronically submitted and are not intended to flow through due to the complexity of the service.

Note²: The TAG column includes those LSRs submitted via Robo TAG.

Note³: For all services that indicate 'No' for flow-through, the following reasons, in addition to errors or complex services, also prompt manual handling: Expedites from CLECs, special pricing plans, denials – restore and conversion or disconnect and conversion both required, partial migrations (although conversions-as-is flow through), class of service invalid in certain states with some TOS – e.g. government, or cannot be changed when changing main TN on C activity, low volume – e.g. activity type T=move, pending order review required, more than 25 business lines, CSR inaccuracies such as invalid or missing CSR data in CRIS, Directory listing indentions and captions, transfer of calls option for CLEC end user – new TN not yet posted to BOCRIS. Many are unique to the CLEC environment.

Note⁴: Services with C/S in the Complex Service and/or the Complex Order columns can be either complex or simple.

O-7: Percent Rejected Service Requests

Definition

Percent Rejected Service Request is the percent of total Local Service Requests (LSRs) received which are rejected due to error or omission. An LSR is considered valid when it is submitted by the CLEC and passes edit checks to insure the data received is correctly formatted and complete.

Exclusions

Service Requests canceled by the CLEC prior to being rejected/clarified.

Business Rules

Fully Mechanized: An LSR is considered “rejected” when it is submitted electronically but does not pass LEO edit checks in the ordering systems (EDI, LENS, TAG, LEO, LESOG) and is returned to the CLEC without manual intervention. There are two types of “Rejects” in the Mechanized category:

A **Fatal Reject** occurs when a CLEC attempts to electronically submit an LSR but required fields are either not populated or incorrectly populated and the request is returned to the CLEC before it is considered a valid LSR.

An **Auto Clarification** occurs when a valid LSR is electronically submitted but rejected from LESOG because it does not pass further edit checks for order accuracy.

Partially Mechanized: A valid LSR, which is electronically submitted (via EDI, LENS, TAG) but cannot be processed electronically and “falls out” for manual handling. It is then put into “clarification” and sent back (rejected) to the CLEC.

Total Mechanized: Combination of Fully Mechanized and Partially Mechanized LSRs electronically submitted by the CLEC.

Non-Mechanized: LSRs which are faxed or mailed to the LCSC for processing and “clarified” (rejected) back to the CLEC by the BellSouth service representative.

Interconnection Trunks: Interconnection Trunks are ordered on Access Service Requests (ASRs). ASRs are submitted to and processed by the Interconnection Purchasing Center (IPC). Trunk data is reported as a separate category.

Calculation

Percent Rejected Service Requests = $(a \div b) \times 100$

- a = Total Number of Rejected Service Requests in the reporting period
- b = Total Number of Service Requests Received in the reporting period

Report Structure

- Fully Mechanized, Partially Mechanized, Total Mechanized, Non-Mechanized
- CLEC Specific
- CLEC Aggregate
- Geographic Scope
 - State
 - Region
- Product Specific percent Rejected
- Total percent Rejected

Data Retained

Relating to CLEC Experience	Relating to BellSouth Performance
<ul style="list-style-type: none"> • Report month • Total number of LSRs • Total number of Rejects • State and Region • Total Number of ASRs (Trunks) 	

SQM Disaggregation - Analog/Benchmark

SQM Level of Disaggregation	Retail Analog/Benchmark
Mechanized, Partially Mechanized and Non-Mechanized <ul style="list-style-type: none"> • Resale - Residence • Resale - Business • Resale – Design (Special) • Resale PBX • Resale Centrex • Resale ISDN • LNP Standalone • 2W Analog Loop Design • 2W Analog Loop Non-Design • UNE Digital Loop < DS1 • UNE Digital Loop ≥ DS1 • UNE Loop + Port Combinations • Switch Ports • UNE xDSL (ADSL, HDSL, UCL) • Line Sharing • Local Interoffice Transport • Local Interconnection Trunks 	<ul style="list-style-type: none"> • Diagnostic

SEEM Measure

SEEM Measure		
No	Tier I	
	Tier II	

SEEM Disaggregation - Analog/Benchmark

SEEM Disaggregation	SEEM Analog/Benchmark
<ul style="list-style-type: none"> • Not Applicable 	<ul style="list-style-type: none"> • Not Applicable

O-8: Reject Interval

Definition

Reject Interval is the average reject time from receipt of an LSR to the distribution of a Reject. An LSR is considered valid when it is submitted by the CLEC and passes edit checks to insure the data received is correctly formatted and complete.

Exclusions

- Service Requests canceled by CLEC prior to being rejected/clarified.
- Designated Holidays are excluded from the interval calculation.
- LSRs which are identified and classified as “Projects”
- The following hours for Partially mechanized and Non-mechanized LSRs are excluded from the interval calculation:

Residence Resale Group – Monday through Saturday 7:00PM until 7:00AM
From 7:00 PM Saturday until 7:00 AM Monday

Business Resale, Complex, UNE Groups – Monday through Friday 6:00PM until 8:00AM
From 6:00 PM Friday until 8:00 AM Monday.

The hours excluded will be altered to reflect changes in the Center operating hours. The LCSC will accept faxed LSRs only during posted hours of operation.

The interval will be the amount of time accrued from receipt of the LSR until normal closing of the center if an LSR is worked using overtime hours.

In the case of a Partially Mechanized LSR received and worked after normal business hours, the interval will be set at one (1) minute.

Business Rules

Fully Mechanized: The elapsed time from receipt of a valid electronically submitted LSR (date and time stamp in EDI, LENS or TAG) until the LSR is rejected (date and time stamp or reject in EDI, TAG or LENS). Auto Clarifications are considered in the Fully Mechanized category.

Partially Mechanized: The elapsed time from receipt of a valid electronically submitted LSR (date and time stamp in EDI, LENS or TAG) until it falls out for manual handling. The stop time on partially mechanized LSRs is when the LCSC Service Representative clarifies the LSR back to the CLEC via LENS, EDI, or TAG.

Total Mechanized: Combination of Fully Mechanized and Partially Mechanized LSRs which are electronically submitted by the CLEC.

Non-Mechanized: The elapsed time from receipt of a valid LSR (date and time stamp of FAX or date and time mailed LSR is received in the LCSC) until notice of the reject (clarification) is returned to the CLEC via LON.

Interconnection Trunks: Interconnection Trunks are ordered on Access Service Requests (ASRs). ASRs are submitted to and processed by the Interconnection Purchasing Center (IPC). Trunk data is reported as a separate category.

Calculation

Reject Interval = (a - b)

- a = Date and Time of Service Request Rejection
- b = Date and Time of Service Request Receipt

Average Reject Interval = (c ÷ d)

- c = Sum of all Reject Intervals
- d = Number of Service Requests Rejected in Reporting Period

Report Structure

- CLEC Specific
- CLEC Aggregate
- Fully Mechanized, Partially Mechanized, Total Mechanized, Non-Mechanized
- Geographic Scope

- State
- Region
- Mechanized:
 - 0 - ≤ 4 minutes
 - > 4 - ≤ 8 minutes
 - > 8 - ≤ 12 minutes
 - > 12 - ≤ 60 minutes
 - 0 - ≤ 1 hour
 - > 1 - ≤ 4 hours
 - > 4 - ≤ 8 hours
 - > 8 - ≤ 12 hours
 - > 12 - ≤ 16 hours
 - > 16 - ≤ 20 hours
 - > 20 - ≤ 24 hours
 - > 24 hours
- Partially Mechanized:
 - 0 - ≤ 1 hour
 - > 1 - ≤ 4 hours
 - > 4 - ≤ 8 hours
 - > 8 - ≤ 10 hours
 - 0 - ≤ 10 hours
 - > 10 - ≤ 18 hours
 - 0 - ≤ 18 hours
 - > 18 - ≤ 24 hours
 - > 24 hours
- Non-mechanized:
 - 0 - ≤ 1 hour
 - > 1 - ≤ 4 hours
 - > 4 - ≤ 8 hours
 - > 8 - ≤ 12 hours
 - > 12 - ≤ 16 hours
 - > 16 - ≤ 20 hours
 - > 20 - ≤ 24 hours
 - 0 - ≤ 24 hours
 - > 24 hours
- Trunks:
 - ≤ 4 days
 - > 4 - ≤ 8 days
 - > 8 - ≤ 12 days
 - > 12 - ≤ 14 days
 - > 14 - ≤ 20 days
 - > 20 days
- Average Interval for mechanized reports in hours, non-mechanized and Trunk reports in days.

Data Retained

Relating to CLEC Experience	Relating to BellSouth Performance
Report month <ul style="list-style-type: none"> • Reject Interval • Total Number of LSRs • Total number of Rejects • State and Region • Total Number of ASRs (Trunks) 	

SQM Disaggregation - Analog/Benchmark

SQM Level of Disaggregation	Retail Analog/Benchmark
<ul style="list-style-type: none"> • Resale – Residence • Resale – Business • Resale – Design (Special) • Resale PBX • Resale Centrex • Resale ISDN • LNP Standalone • 2W Analog Loop Design • 2W Analog Loop Non-Design • UNE Digital Loop < DS1 • UNE Digital Loop ≥ DS1 • UNE Loop + Port Combinations • Switch Ports • UNE xDSL (ADSL, HDSL, UCL) • Line Sharing • Local Interoffice Transport 	<ul style="list-style-type: none"> • Mechanized: <ul style="list-style-type: none"> - 97% within 1Hour • Partially Mechanized: <ul style="list-style-type: none"> - 85% within 18 Hours in 3 Months - 85% within 10 Hours in 6 Months • Non-Mechanized: - 85% within 24 Hours
<ul style="list-style-type: none"> • Local Interconnection Trunks 	<ul style="list-style-type: none"> • Trunks: 85% within 4 Days

O-8: Reject Interval

SEEM Measure

SEEM Measure		
Yes	Tier I	
	Tier II	X

SEEM Disaggregation - Analog/Benchmark

SEEM Disaggregation	SEEM Analog/Benchmark
<ul style="list-style-type: none"> • Fully Mechanized - 	<ul style="list-style-type: none"> • 97% ≤ 1 hour

O-9: Firm Order Confirmation Timeliness

Definition

Interval for Return of a Firm Order Confirmation (FOC Interval) is the average response time from receipt of valid LSR to distribution of a Firm Order Confirmation.

Exclusions

- Service Requests canceled by CLEC prior to being rejected/clarified.
- Designated Holidays are excluded from the interval calculation.
- LSRs which are identified and classified as “Projects” (under development)
- The following hours for Partially mechanized and Non-mechanized LSRs are excluded from the interval calculation:

Residence Resale Group – Monday through Saturday 7:00PM until 7:00AM
From 7:00 PM Saturday until 7:00 AM Monday

Business Resale, Complex, UNE Groups – Monday through Friday 6:00PM until 8:00AM
From 6:00 PM Friday until 8:00 AM Monday.

The hours excluded will be altered to reflect changes in the Center operating hours. The LCSC will accept faxed LSRs only during posted hours of operation.

The interval will be the amount of time accrued from receipt of the LSR until normal closing of the center if an LSR is worked using overtime hours.

In the case of a Partially Mechanized LSR received and worked after normal business hours, the interval will be set at one (1) minute.

Business Rules

- **Fully Mechanized:** The elapsed time from receipt of a valid electronically submitted LSR (date and time stamp in EDI, LENS or TAG) until the LSR is processed, appropriate service orders are generated and a Firm Order Confirmation is returned to the CLEC via EDI, LENS or TAG.
- **Partially Mechanized:** The elapsed time from receipt of a valid electronically submitted LSR (date and time stamp in EDI, LENS, or TAG) which falls out for manual handling until appropriate service orders are issued by a BellSouth service representative via Direct Order Entry (DOE) or Service Order Negotiation Generation System (SONGS) to SOCS and a Firm Order Confirmation is returned to the CLEC via EDI, LENS, or TAG.
- **Total Mechanized:** Combination of Fully Mechanized and Partially Mechanized LSRs which are electronically submitted by the CLEC.
- **Non-Mechanized:** The elapsed time from receipt of a valid paper LSR (date and time stamp of FAX or date and time paper LSRs received in LCSC) until appropriate service orders are issued by a BellSouth service representative via Direct Order Entry (DOE) or Service Order Negotiation Generation System (SONGS) to SOCS and a Firm Order Confirmation is sent to the CLEC via LON.
- **Interconnection Trunks:** Interconnection Trunks are ordered on Access Service Requests (ASRs). ASRs are submitted to and processed by the Interconnection Purchasing Center (IPC). Trunk data is reported as a separate category.

Calculation

Firm Order Confirmation Time = (a - b)

- a = Date and Time of Firm Order Confirmation
- b = Date and Time of Service Request Receipt

Firm Order Confirmation Timeliness = (c ÷ d)

- c = Sum of all Firm Order Confirmation Times
- d = Number of Service Requests Confirmed in Reporting Period

Report Structure

- Fully Mechanized, Partially Mechanized, Total Mechanized, Non-Mechanized
 - CLEC Specific
 - CLEC Aggregate
- Geographic Scope

- State
- Region
- Fully Mechanized:
 - 0 - ≤ 15 minutes
 - > 15 - ≤ 30 minutes
 - > 30 - ≤ 45 minutes
 - > 45 - ≤ 60 minutes
 - > 60 - ≤ 90 minutes
 - > 90 - ≤ 120 minutes
 - > 120 - ≤ 180 minutes
 - 0 - ≤ 3 hours
 - > 3 - ≤ 6 hours
 - > 6 - ≤ 12 hours
 - > 12 - ≤ 24 hours
 - > 24 - ≤ 48 hours
 - > 48 hours
- Partially Mechanized:
 - 0 - ≤ 4 hours
 - > 4 - ≤ 8 hours
 - > 8 - ≤ 10 hours
 - 0 - ≤ 10 hours
 - > 10 - ≤ 18 hours
 - 0 - ≤ 18 hours
 - > 18 - ≤ 24 hours
 - > 24 - ≤ 48 hours
 - > 48 hours
- Non-mechanized:
 - 0 - ≤ 4 hours
 - > 4 - ≤ 8 hours
 - > 8 - ≤ 12 hours
 - > 12 - ≤ 16 hours
 - > 16 - ≤ 20 hours
 - > 20 - ≤ 24 hours
 - > 24 - ≤ 36 hours
 - 0 - ≤ 36 hours
 - > 36 - ≤ 48 hours
 - > 48 hours
- Trunks:
 - 0 - ≤ 5 days
 - > 5 - ≤ 10 days
 - 0 - ≤ 10 days
 - > 10 - ≤ 15 days
 - > 15 - ≤ 20 days
 - > 20 days
- Average Interval in Days

Data Retained

Relating to CLEC Experience	Relating to BellSouth Performance
<ul style="list-style-type: none"> • Report month • Interval for FOC • Total number of LSRs • State and Region • Total Number of ASRs (Trunks) 	

SQM Disaggregation - Analog/Benchmark

SQM Level of Disaggregation	Retail Analog/Benchmark
<ul style="list-style-type: none"> • Resale – Residence • Resale – Business • Resale – Design (Special) • Resale PBX • Resale Centrex • Resale ISDN • LNP Standalone • 2W Analog Loop Design • 2W Analog Loop Non-Design • UNE Digital Loop < DS1 • UNE Digital Loop ≥ DS1 • UNE Loop + Port Combinations • Switch Ports • UNE xDSL (ADSL, HDSL, UCL) • Line Sharing • Local Interoffice Transport 	<ul style="list-style-type: none"> • Mechanized: - 95% within 3 Hours • Partially Mechanized: <ul style="list-style-type: none"> - 85% within 18 Hours in 3 Months - 85% within 10 Hours in 6 Months • Non-Mechanized: 85% within 36 hours
<ul style="list-style-type: none"> • Local Interconnection Trunks 	<ul style="list-style-type: none"> • Trunks: - 95% within 10 days

SEEM Measure

SEEM Measure		
Yes	Tier I	
	Tier II	X

SEEM Disaggregation - Analog/Benchmark

SEEM Disaggregation	SEEM Analog/Benchmark
<ul style="list-style-type: none"> • Fully Mechanized 	<ul style="list-style-type: none"> • 95% within 3 hours
<ul style="list-style-type: none"> • Partially Mechanized 	<ul style="list-style-type: none"> • 85% within 18 Hours in 3 Months • 85% within 10 Hours in 6 Months
<ul style="list-style-type: none"> • Non-Mechanized 	<ul style="list-style-type: none"> • 85% within 36 hours
<ul style="list-style-type: none"> • IC Trunks 	<ul style="list-style-type: none"> • 95% within 10 days

O-10: Service Inquiry with LSR Firm Order Confirmation (FOC) Response Time Manual¹

Definition

This report measures the interval and the percent within the interval from the submission of a Service Inquiry (SI) with Firm Order LSR to the distribution of a Firm Order Confirmation (FOC).

Exclusions

- Designated Holidays are excluded from the interval calculation.
- Weekend hours from 5:00PM Friday until 8:00AM Monday are excluded from the interval calculation of the Service Inquiry.
- Canceled Requests
- Electronically Submitted Requests

Business Rules

This measurement combines four intervals:

1. From receipt of Service Inquiry with LSR to hand off to the Service Advocacy Center (SAC) for Loop 'Look-up'.
2. From SAC start date to SAC complete date.
3. From SAC complete date to the Complex Resale Support Group (CRSG) complete date with hand off to LCSC.
4. From receipt of SI/LSR in the LCSC to Firm Order Confirmation.

Calculation

FOC Timeliness Interval = (a - b)

- a = Date and Time Firm Order Confirmation (FOC) for SI with LSR returned to CLEC
- b = Date and Time SI with LSR received

Average Interval = (c ÷ d)

- c = Sum of all FOC Timeliness Intervals
- d = Total number of SIs with LSRs received in the reporting period

Percent Within Interval = (e ÷ f) X 100

- e = Total number of Service Inquiries with LSRs received by the CRSG to distribution of FOC by the Local Carrier Service Center (LCSC)
- f = Total number of Service Inquiries with LSRs received in the reporting period

Report Structure

- CLEC Aggregate
- CLEC Specific
- Geographic Scope
 - State
 - Region
- Intervals
 - 0 – ≤ 3 days
 - > 3 – ≤ 5 days
 - 0 – ≤ 5 days
 - > 5 – ≤ 7 days
 - > 7 – ≤ 10 days
 - > 10 – ≤ 15 days
 - > 15 days
- Average Interval measured in days

1. See O-9 for FOC Timeliness

Data Retained

Relating to CLEC Experience	Relating to BellSouth Experience
<ul style="list-style-type: none"> • Report Month • Total Number of Requests • SI Intervals • State and Region 	

SQM Disaggregation - Analog/Benchmark

SQM LEVEL of Disaggregation	Retail Analog/Benchmark
<ul style="list-style-type: none"> • xDSL (includes UNE unbundled ADSL, HDSL and UNE Unbundled Copper Loops) • Unbundled Interoffice Transport 	<ul style="list-style-type: none"> • 95% Returned within 5 Business days

SEEM Measure

SEEM Measure		
No	Tier I	
	Tier II	

SEEM Disaggregation - Analog/Benchmark

SEEM Disaggregation	SEEM Analog/Benchmark
<ul style="list-style-type: none"> • Not Applicable 	<ul style="list-style-type: none"> • Not Applicable

O-11: Firm Order Confirmation and Reject Response Completeness

Definition

A response is expected from BellSouth for every Local Service Request transaction (version). More than one response or differing responses per transaction is not expected. Firm Order Confirmation and Reject Response Completeness is the corresponding number of Local Service Requests received to the combination of Firm Order Confirmation and Reject Responses.

Exclusions

- Service Requests canceled by the CLEC prior to FOC or Rejected/Clarified.
- Non-Mechanized LSRs

Business Rules

Mechanized – The number of FOCs or Auto Clarifications sent to the CLEC from LENS, EDI, TAG in response to electronically submitted LSRs (date and time stamp in LENS, EDI, TAG).

Partially Mechanized – The number of FOCs or Rejects sent to the CLEC from LENS, EDI, TAG in response to electronically submitted LSRs (date and time stamp in LENS, EDI, TAG), which fall out for manual handling by the LCSC personnel.

Total Mechanized – The number of the combination of Fully Mechanized and Partially Mechanized LSRs

Note: Manual (Non-Mechanized) LSRs have no version control by the very nature of the manual process, therefore, non-mechanized LSRs are not captured by this report.

For CLEC Results:

Firm Order Confirmation and Reject Response Completeness is determined in two dimensions:

Percent responses is determined by computing the number of Firm Order Confirmations and Rejects transmitted by BellSouth and dividing by the number of Local Service Requests (all versions) received in the reporting period.

Percent of multiple responses is determined by computing the number of Local Service Request unique versions receiving more than one Firm Order Confirmation, Reject or the combination of the two and dividing by the number of Local Service Requests (all versions) received in the reporting period.

Calculation

Single FOC/Reject Response Expected

Firm Order Confirmation / Reject Response Completeness = $(a \div b) \times 100$

- a = Total Number of Service Requests for which a Firm Order Confirmation or Reject is Sent
- b = Total Number of Service Requests Received in the Report Period

Multiple or Differing FOC / Reject Responses Not Expected

Response Completeness = $[(a + b) \div c] \times 100$

- a = Total Number of Firm Order Confirmations Per LSR Version
- b = Total Number of Reject Responses Per LSR Version
- c = Total Number of Service Requests (All Versions) Received in the Reporting Period

Report Structure

Fully Mechanized, Partially Mechanized, Total Mechanized, Non-Mechanized

- State and Region
- CLEC Specific
- CLEC Aggregate
- BellSouth Specific

Data Retained

Relating to CLEC Experience	Relating to BellSouth Experience
Report month <ul style="list-style-type: none"> • Reject interval • Total number of LSRs • Total number of rejects • Total number of ASRs (Trunks) 	<ul style="list-style-type: none"> • Not Applicable

SQM Disaggregation - Analog/Benchmark

SQM LEVEL of Disaggregation	Retail Analog/Benchmark
<ul style="list-style-type: none"> • Resale Residence • Resale Business • Resale Design • Resale PBX • Resale Centrex • Resale ISDN • LNP Standalone • 2W Analog Loop Design • 2W Analog Loop Non – Design • UNE Digital Loop < DS1 • UNE Digital Loop ≥ DS1 • UNE Loop and Port Combinations • Switch Ports • UNE xDSL (ADSL, HDSL, UCL) • Line Sharing • Local Interoffice Transport • Local Interconnection Trunks 	<ul style="list-style-type: none"> • 95% Returned

SEEM Measure

SEEM Measure		
Yes	Tier I	X
	Tier II	X

SEEM Disaggregation - Analog/Benchmark

SEEM Disaggregation	SEEM Analog/Benchmark
<ul style="list-style-type: none"> • Fully Mechanized 	<ul style="list-style-type: none"> • 95% Returned

O-12: Speed of Answer in Ordering Center

Definition

Measures the average time a customer is in queue.

Exclusions

None

Business Rules

The clock starts when the appropriate option is selected (i.e., 1 for Resale Consumer, 2 for Resale Multiline, and 3 for UNE-LNP, etc.) and the call enters the queue for that particular group in the LCSC. The clock stops when a BellSouth service representative in the LCSC answers the call. The speed of answer is determined by measuring and accumulating the elapsed time from the entry of a CLEC call into the BellSouth automatic call distributor (ACD) until a service representative in BellSouth's Local Carrier Service Center (LCSC) answers the CLEC call.

Calculation

Speed of Answer in Ordering Center = $(a \div b)$

- a = Total seconds in queue
- b = Total number of calls answered in the Reporting Period

Report Structure

Aggregate

- CLEC – Local Carrier Service Center
- BellSouth
 - Business Service Center
 - Residence Service Center

Note: Combination of Residence Service Center and Business Service Center data under development

Data Retained

Relating to CLEC Experience	Relating to BellSouth Performance
<ul style="list-style-type: none"> • Mechanized tracking through LCSC Automatic Call Distributor 	<ul style="list-style-type: none"> • Mechanized tracking through BellSouth Retail center support system.

SQM Disaggregation - Analog/Benchmark

SQM LEVEL of Disaggregation	Retail Analog/Benchmark
Aggregate <ul style="list-style-type: none"> • CLEC – Local Carrier Service Center • BellSouth <ul style="list-style-type: none"> - Business Service Center - Residence Service Center 	<ul style="list-style-type: none"> • Diagnostic

SEEM Measure

SEEM Measure		
No	Tier I	
	Tier II	

SEEM Disaggregation - Analog/Benchmark

SEEM Disaggregation	SEEM Analog/Benchmark
• Not Applicable	• Not Applicable

O-13: LNP-Percent Rejected Service Requests

Definition

Percent Rejected Service Request is the percent of total Local Service Requests (LSRs) which are rejected due to error or omission. An LSR is considered valid when it is electronically submitted by the CLEC and passes LNP Gateway edit checks to insure the data received is correctly formatted and complete, i.e., fatal rejects are excluded.

Exclusions

- Service Requests canceled by the CLEC
- Fatal Rejects
- Order Activities of BellSouth or the CLEC associated with internal or administrative use of local services (Record Orders, Test Orders, etc.) where identifiable.

Business Rules

An LSR is considered “rejected” when it is submitted electronically but does not pass edit checks in the ordering systems (EDI, TAG, LNP Gateway, LAUTO) and is returned to the CLEC without manual intervention.

Fully Mechanized: There are two types of “Rejects” in the Fully Mechanized category:

A **Fatal Reject** occurs when a CLEC attempts to electronically submit an LSR (via EDI or TAG) but required fields are not populated correctly and the request is returned to the CLEC.

Fatal rejects are reported in a separate column, and for informational purposes ONLY. They are not considered in the calculation of the percent of total LSRs rejected or the total number of rejected LSRs.

An **Auto Clarification** is a valid LSR which is electronically submitted (via EDI or TAG), but is rejected from LAUTO because it does not pass further edit checks for order accuracy. Auto Clarifications are returned without manual intervention.

Partially Mechanized: A valid LSR which is electronically submitted (via EDI or TAG), but cannot be processed electronically due to a CLEC error and “falls out” for manual handling. It is then put into “clarification”, and sent back (rejected) to the CLEC.

Total Mechanized: Combination of Fully Mechanized and Partially Mechanized rejects.

Non-Mechanized: A valid LSR which is faxed or mailed to the BellSouth LCSC.

Calculation

LNP-Percent Rejected Service Requests = $(a \div b) \times 100$

- a = Number of Service Requests Rejected in the Reporting Period
- b = Number of Service Requests Received in the Reporting Period

Report Structure

- Fully Mechanized, Partially Mechanized, Total Mechanized, Non-Mechanized
- CLEC Specific
- CLEC Aggregate

Data Retained

Relating to CLEC Experience	Relating to BellSouth Experience
• Not Applicable	• Not Applicable

SQM Disaggregation - Analog/Benchmark

SQM LEVEL of Disaggregation	Retail Analog/Benchmark
<ul style="list-style-type: none"> • LNP • UNE Loop w/LNP 	• Diagnostic

SEEM Measure

SEEM Measure		
No	Tier I	
	Tier II	

SEEM Disaggregation - Analog/Benchmark

SEEM Disaggregation	SEEM Analog/Benchmark
Not Applicable	Not Applicable

O-14: LNP-Reject Interval Distribution & Average Reject Interval

Definition

Reject Interval is the average reject time from receipt of an LSR to the distribution of a Reject. An LSR is considered valid when it is electronically submitted by the CLEC and passes LNP Gateway edit checks to insure the data received is correctly formatted and complete, i.e., fatal rejects are excluded.

Exclusions

- Service Requests canceled by the CLEC
- Fatal Rejects
- Order Activities of BellSouth or the CLEC associated with internal or administrative use of local services (Record Orders, Test Orders, etc.) where identifiable.

Business Rules

The Reject interval is determined for each rejected LSR processed during the reporting period. The Reject interval is the elapsed time from when BellSouth receives LSR until that LSR is rejected back to the CLEC. Elapsed time for each LSR is accumulated for each reporting dimension. The accumulated time for each reporting dimension is then divided by the associated total number of rejected LSRs to produce the reject interval distribution.

An LSR is considered “rejected” when it is submitted electronically but does not pass edit checks in the ordering systems (EDI, TAG, LNP Gateway, LAUTO) and is returned to the CLEC without manual intervention.

Fully Mechanized: There are two types of “Rejects” in the Fully Mechanized category:

A **Fatal Reject** occurs when a CLEC attempts to electronically submit an LSR but required fields are not populated correctly and the request is returned to the CLEC.

Fatal rejects are reported in a separate column, and for informational purposes ONLY. They are not considered in the calculation of the percent of total LSRs rejected or the total number of rejected LSRs.

An **Auto Clarification** is a valid LSR which is electronically submitted (via EDI or TAG), but is rejected from LAUTO because it does not pass further edit checks for order accuracy. Auto Clarifications are returned without manual intervention.

Partially Mechanized: A valid LSR which electronically submitted (via EDI or TAG), but cannot be processed electronically due to a CLEC error and “falls out” for manual handling. It is then put into “clarification”, and sent back to the CLEC.

Total Mechanized: Combination of Fully Mechanized and Partially Mechanized rejects.

Non-Mechanized: A valid LSR which is faxed or mailed to the BellSouth LCSC.

Calculation

Reject Interval = (a - b)

- a = Date & Time of Service Request Rejection
- b = Date & Time of Service Request Receipt

Average Reject Interval = (c ÷ d)

- c = Sum of all Reject Intervals
- d = Total Number of Service Requests Rejected in Reporting Period

Reject Interval Distribution = (e ÷ f) X 100

- e = Service Requests Rejected in reported interval
- f = Total Number of Service Requests Rejected in Reporting Period

Report Structure

Fully Mechanized, Partially Mechanized, Total Mechanized, Non-Mechanized

- CLEC Specific
- CLEC Aggregate
- State, Region

- Fully Mechanized:
 - 0 - ≤ 4 minutes
 - > 4 - ≤ 8 minutes
 - > 8 - ≤ 12 minutes
 - > 12 - ≤ 60 minutes
 - 0 - ≤ 1 hour
 - > 1 - ≤ 4 hours
 - > 4 - ≤ 8 hours
 - > 8 - ≤ 12 hours
 - > 12 - ≤ 16 hours
 - > 16 - ≤ 20 hours
 - > 20 - ≤ 24 hours
 - > 24 hours
- Partially Mechanized:
 - 0 - ≤ 1 hour
 - > 1 - ≤ 4 hours
 - > 4 - ≤ 8 hours
 - > 8 - ≤ 10 hours
 - 0 - ≤ 10 hours
 - > 10 - ≤ 18 hours
 - 0 - ≤ 18 hours
 - > 18 - ≤ 24 hours
 - > 24 hours
- Non-Mechanized:
 - 0 - ≤ 1 hour
 - > 1 - ≤ 4 hours
 - > 4 - ≤ 8 hours
 - > 8 - ≤ 12 hours
 - > 12 - ≤ 16 hours
 - > 16 - ≤ 20 hours
 - > 20 - ≤ 24 hours
 - 0 - ≤ 24 hours
 - > 24 hours
- Average Interval in Days

Data Retained

Relating to CLEC Experience	Relating to BellSouth Experience
Under Development	

SQM Disaggregation - Analog/Benchmark

SQM LEVEL of Disaggregation	Retail Analog/Benchmark
<ul style="list-style-type: none"> • LNP • UNE Loop with LNP 	<ul style="list-style-type: none"> • Mechanized: 97% within 1Hour • Partially Mechanized: 85% within 18 Hours • Non-Mechanized: 85% within 24 Hours

SEEM Measure

SEEM Measure		
No	Tier I	
	Tier II	

SEEM Disaggregation - Analog/Benchmark

SEEM Disaggregation	SEEM Analog/Benchmark
• Not Applicable	• Not Applicable

O-15: LNP-Firm Order Confirmation Timeliness Interval Distribution & Firm Order Confirmation Average Interval

Definition

Interval for Return of a Firm Order Confirmation (FOC Interval) is the average response time from receipt of a valid LSR to distribution of a firm order confirmation.

Exclusions

- Rejected LSRs (Clarifications or Fatal Rejects)
- Order Activities of BellSouth or the CLEC associated with interval or administrative use of local services (Record Orders, Test Orders, etc.) where identifiable.

Business Rules

The Firm Order Confirmation interval is determined for each confirmed LSR processed during the reporting period. The Firm Order Confirmation interval is the elapsed time from when BellSouth receives an LSR until that LSR is confirmed back to the CLEC. Elapsed time for each LSR is accumulated for each reporting dimension. The accumulated time for each reporting dimension is then divided by the associated total number of orders completed to produce the Firm Order Confirmation timeliness interval distribution.

- **Mechanized:** The elapsed time from receipt of a valid LSR until the LSR is processed and appropriate service orders are generated in SOCS without manual intervention.
- **Partially Mechanized:** The elapsed time from receipt of an electronically submitted LSR which falls for manual handling by the LCSC personnel until appropriate service orders are issued by a BellSouth service representative via Direct Order Entry (DOE) or Service Order Negotiation Generation system (SONGS).
- **Total Mechanized:** Combination of Fully Mechanized and Partially Mechanized FOCs.
- **Non-Mechanized: (Under Development)** A valid LSR which is faxed or mailed to the BellSouth LCSC.

Calculation

Reject Interval = (a - b)

- a = Date & Time of Firm Order Confirmation
- b = Date & Time of Service Request Receipt)

Average Reject Interval = (c ÷ d)

- c = Sum of all Reject Intervals
- d = Total Number of Service Requests Confirmed in Reporting Period

FOC Interval Distribution (for each interval) = (e ÷ f) X 100

- e = Service Requests Confirmed in interval
- f = Total Service Requests Confirmed in the Reporting Period

Report Structure

Fully Mechanized, Partially Mechanized, Total Mechanized, Non-Mechanized

- CLEC Specific
- CLEC Aggregate
- State and Region
- Fully Mechanized:
 - 0 - ≤15 minutes
 - > 15 - ≤ 30 minutes
 - > 30 - ≤ 45 minutes
 - > 45 - ≤ 60 minutes
 - > 60 - ≤ 90 minutes
 - > 90 - ≤ 120 minutes
 - > 120 - ≤ 180 minutes
- Non-Mechanized:
 - 0 - ≤ 3 hours
 - > 3 - ≤ 6 hours

- > 6 - ≤ 12 hours
- > 12 - ≤ 24 hours
- > 24 - ≤ 48 hours
- > 48 hours
- Partially Mechanized:
 - 0 - ≤ 4 hours
 - > 4 - ≤ 8 hours
 - > 8 - ≤ 10 hours
 - 0 - ≤ 18 hours
 - > 10 - ≤ 18 hours
 - > 18 - ≤ 24 hours
 - > 24 - ≤ 48 hours
 - > 48 hours
- Non-Mechanized:
 - 0 - ≤ 4 hours
 - > 4 - ≤ 8 hours
 - > 8 - ≤ 12 hours
 - > 12 - ≤ 16 hours
 - > 16 - ≤ 20 hours
 - > 20 - ≤ 24 hours
 - > 24 - ≤ 36 hours
 - 0 - ≤ 36 hours
 - > 36 - ≤ 48 hours
 - > 48 hours

Data Retained

Relating to CLEC Experience	Relating to BellSouth Experience
Report Month <ul style="list-style-type: none"> • Total Number of LSRs • Total Number of FOCs • State and Region 	Not Applicable

SQM Disaggregation - Analog/Benchmark

SQM LEVEL of Disaggregation	Retail Analog/Benchmark
<ul style="list-style-type: none"> • LNP • UNE Loop with LNP 	<ul style="list-style-type: none"> • Mechanized: 95% within 3 Hours • Partially Mechanized: 85% within 18 hours (10 hrs. after 6 months) • Non-Mechanized: 85% within 36 hours

SEEM Measure

SEEM Measure		
No	Tier I	
	Tier II	

SEEM Disaggregation - Analog/Benchmark

SEEM Disaggregation	SEEM Analog/Benchmark
Not Applicable	Not Applicable

Section 3: Provisioning

P-1: Mean Held Order Interval & Distribution Intervals

Definition

When delays occur in completing CLEC orders, the average period that CLEC orders are held for BellSouth reasons, pending a delayed completion, should be no worse for the CLEC when compared to BellSouth delayed orders. Calculation of the interval is the total days orders are held and pending but not completed that have passed the currently committed due date; divided by the total number of held orders. This report is based on orders still pending, held and past their committed due date at the close of the reporting period. The distribution interval is based on the number of orders held and pending but not completed over 15 and 90 days. (Orders reported in the >90 day interval are also included in the >15 day interval.)

Exclusions

- Order Activities of BellSouth or the CLEC associated with internal or administrative use of local services (Record Orders, Listing Orders, Test Orders, etc.)
- Disconnect (D) & From (F) orders
- Orders with appointment code of 'A' for Rural orders.

Business Rules

Mean Held Order Interval: This metric is computed at the close of each report period. The held order interval is established by first identifying all orders, at the close of the reporting interval, that both have not been reported as completed in SOCS and have passed the currently committed due date for the order. For each such order, the number of calendar days between the earliest committed due date on which BellSouth had a company missed appointment and the close of the reporting period is established and represents the held order interval for that particular order. The held order interval is accumulated by the standard groupings, unless otherwise noted, and the reason for the order being held. The total number of days accumulated in a category is then divided by the number of held orders within the same category to produce the mean held order interval. The interval is by calendar days with no exclusions for Holidays or Sundays.

CLEC Specific reporting is by type of held order (facilities, equipment, other), total number of orders held, and the total and average days.

Held Order Distribution Interval: This measure provides data to report total days held and identifies these in categories of >15 days and > 90 days. (Orders counted in >90 days are also included in > 15 days).

Calculation

Mean Held Order Interval = $a \div b$

- a = Sum of held-over-days for all Past Due Orders Held for the reporting period
- b = Number of Past Due Orders Held and Pending But Not Completed and past the committed due date

Held Order Distribution Interval (for each interval) = $(c \div d) \times 100$

- c = # of Orders Held for ≥ 15 days or # of Orders Held for ≥ 90 days
- d = Total # of Past Due Orders Held and Pending But Not Completed)

Report Structure

- CLEC Specific
- CLEC Aggregate
- BellSouth Aggregate
- Circuit Breakout < 10, ≥ 10 (except trunks)

Data Retained

Relating to CLEC Experience	Relating to BellSouth Performance
<ul style="list-style-type: none"> • Report month • CLEC Order Number and PON (PON) • Order Submission Date (TICKET_ID) • Committed Due Date (DD) • Service Type (CLASS_SVC_DESC) • Hold Reason • Total line/circuit count • Geographic Scope <p>Note: Code in parentheses is the corresponding header found in the raw data file.</p>	<ul style="list-style-type: none"> • Report month • BellSouth Order Number • Order Submission Date • Committed Due Date • Service Type • Hold Reason • Total line/circuit count • Geographic Scope

SQM Disaggregation - Analog/Benchmark

SQM LEVEL of Disaggregation	SQM Retail Analog/Benchmark
• Resale Residence	• Retail Residence
• Resale Business	• Retail Business
• Resale Design	• Retail Design
• Resale PBX	• Retail PBX
• Resale Centrex	• Retail Centrex
• Resale ISDN	• Retail ISDN
• LNP (Standalone)	• Retail Residence and Business (POTS)
• 2W Analog Loop Design	• Retail Residence and Business Dispatch
• 2W Analog Loop-Non-Design	• Retail Residence and Business (POTS - Excluding Switch-Based Orders)
• UNE Digital Loop < DS1	• Retail Digital Loop < DS1
• UNE Digital Loop ≥ DS1	• Retail Digital Loop ≥ DS1
• UNE Loop + Port Combinations	• Retail Residence & Business
• UNE Switch ports	• Retail Residence and Business (POTS)
• UNE Combo Other	• Retail Residence, Business and Design Dispatch
• UNE xDSL (HDSL, ADSL and UCL)	• ADSL provided to Retail
• UNE ISDN (Includes UDC)	• Retail ISDN - BRI
• UNE Line Sharing	• ADSL provided to Retail
• Local Transport (Unbundled Interoffice Transport)	• Retail DS1/DS3 Interoffice
• Local Interconnection Trunks	• Parity with Retail

SEEM Measure

SEEM Measure		
No	Tier I	
	Tier II	

SEEM Disaggregation - Analog/Benchmark

SEEM Disaggregation	SEEM Analog/Benchmark
• Not Applicable	• Not Applicable

P-1: Mean Held Order Interval & Distribution Intervals

P-2: Average Jeopardy Notice Interval & Percentage of Orders Given Jeopardy Notices

Definition

When BellSouth can determine in advance that a committed due date is in jeopardy for facility delay, it will provide advance notice to the CLEC.

The interval is from the date/time the notice is released to the CLEC/BellSouth systems until 5pm on the commitment date of the order. The Percent of Orders is the percentage of orders given jeopardy notices for facility delay in the count of orders confirmed in the report period.

Exclusions

- Orders held for CLEC end user reasons
- Disconnect (D) & From (F) orders

Business Rules

When BellSouth can determine in advance that a committed due date is in jeopardy for facility delay, it will provide advance notice to the CLEC. The number of committed orders in a report period is the number of orders that have a due date in the reporting period. Jeopardy notices for interconnection trunks results are usually zero as these trunks seldom experience facility delays. The Committed due date is considered the Confirmed due date.

Calculation

Jeopardy Interval = a - b

- a = Date and Time of Jeopardy Notice
- b = Date and Time of Scheduled Due Date on Service Order

Average Jeopardy Interval = c ÷ d

- c = Sum of all jeopardy intervals
- d = Number of Orders Notified of Jeopardy in Reporting Period

Percent of Orders Given Jeopardy Notice = (e ÷ f) X 100

- e = Number of Orders Given Jeopardy Notices in Reporting Period
- f = Number of Orders Confirmed (due) in Reporting Period)

Report Structure

- CLEC Specific
- CLEC Aggregate
- BellSouth Aggregate
- Mechanized Orders
- Non-Mechanized Orders

Data Retained

Relating to CLEC Experience	Relating to BellSouth Performance
<ul style="list-style-type: none"> • Report month • CLEC Order Number and PON • Date and Time Jeopardy Notice sent • Committed Due Date • Service Type <p>Note: Code in parentheses is the corresponding header found in the raw data file.</p>	<ul style="list-style-type: none"> • Report month • BellSouth Order Number • Date and Time Jeopardy Notice sent • Committed Due Date • Service Type

SQM Disaggregation - Analog/Benchmark

SQM LEVEL of Disaggregation	SQM Retail Analog/Benchmark:
% Orders Given Jeopardy Notice	
• Resale Residence	• Retail Residence
• Resale Business	• Retail Business
• Resale Design	• Retail Design
• Resale PBX	• Retail PBX
• Resale Centrex	• Retail Centrex
• Resale ISDN	• Retail ISDN
• LNP (Standalone)	• Retail Residence and Business (POTS)
• 2W Analog Loop Design	• Retail Residence and Business Dispatch
• 2W Analog Loop Non-Design	• Retail Residence and Business (POTS Excluding Switch-Based Orders)
• UNE Digital Loop < DS1	• Retail Digital Loop < DS1
• UNE Digital Loop ≥ DS1	• Retail Digital Loop ≥ DS1
• UNE Loop + Port Combinations	• Retail Residence & Business
• UNE Switch ports	• Retail Residence and Business (POTS)
• UNE Combo Other	• Retail Residence, Business and Design Dispatch
• UNE xDSL (HDSL, ADSL and UCL)	• ADSL provided to Retail
• UNE ISDN (Includes UDC)	• Retail ISDN BRI
• UNE Line Sharing	• ADSL provided to Retail
• Local Transport (Unbundled Interoffice Transport)	• Retail DS1/DS3 Interoffice
• Local Interconnection Trunks	• Parity with Retail
• Average Jeopardy Notice Interval (Electronic Only)	• 95% ≥ 48 Hours

SEEM Measure

SEEM Measure		
No	Tier I	
	Tier II	

SEEM Disaggregation - Analog/Benchmark

SEEM Disaggregation	SEEM Analog/Benchmark
• Not Applicable	• Not Applicable

P-3: Percent Missed Installation Appointments

Definition

“Percent missed installation appointments” monitors the reliability of BellSouth commitments with respect to committed due dates to assure that the CLEC can reliably quote expected due dates to their retail customer as compared to BellSouth. This measure is the percentage of total orders processed for which BellSouth is unable to complete the service orders on the committed due dates and reported for Total misses and End User Misses.

Exclusions

- Canceled Service Orders
- Order Activities of BellSouth or the CLEC associated with internal or administrative use of local services (Record Orders, Listing Orders Test Orders, etc.)
- Disconnect (D) & From (F) orders
- End User Misses on Interconnection Trunks

Business Rules

Percent Missed Installation Appointments (PMI) is the percentage of orders with completion dates in the reporting period that are past the original committed due date. Missed Appointments caused by end-user reasons will be included and reported separately. The first commitment date on the service order that is a missed appointment is the missed appointment code used for calculation whether it is a BellSouth missed appointment or an End User missed appointment. The “due date” is any time on the confirmed due date. Which means there cannot be a cutoff time for commitments, as certain types of orders are requested to be worked after standard business hours. Also, during Daylight Savings Time, field technicians are scheduled until 9PM in some areas and the customer is offered a greater range of intervals from which to select.

Calculation

$$\text{Percent Missed Installation Appointments} = (a \div b) \times 100$$

- a = Number of Orders with Completion date in Reporting Period past the Original Committed Due Date
- b = Number of Orders Completed in Reporting Period

Report Structure

- CLEC Specific
- CLEC Aggregate
- BellSouth Aggregate
- Report in Categories of <10 lines/circuits ≥ 10 lines/circuits (except trunks)
- Dispatch/No Dispatch

Report Explanation: The difference between End User MA and Total MA is the result of BellSouth caused misses. Here, Total MA is the total percent of orders missed either by BellSouth or CLEC end user. The End User MA represents the percentage of orders missed by the CLEC or their end user.

Data Retained

Relating to CLEC Experience	Relating to BellSouth Performance
<ul style="list-style-type: none"> • Report month • CLEC Order Number and PON (PON) • Committed Due Date (DD) • Completion Date (CMPLTN DD) • Status Type • Status Notice Date • Standard Order Activity • Geographic Scope <p>Note: Code in parentheses is the corresponding header found in the raw data file.</p>	<ul style="list-style-type: none"> • Report month • BellSouth Order Number • Committed Due Date (DD) • Completion Date (CMPLTN DD) • Status Type • Status Notice Date • Standard Order Activity • Geographic Scope

SQM Disaggregation - Analog/Benchmark

SQM LEVEL of Disaggregation	SQM Retail Analog/Benchmark
• Resale Residence	• Retail Residence
• Resale Business	• Retail Business
• Resale Design	• Retail Design
• Resale PBX	• Retail PBX
• Resale Centrex	• Retail Centrex
• Resale ISDN	• Retail ISDN
• LNP (Standalone)	• Retail Residence and Business (POTS)
• 2W Analog Loop Design	• Retail Residence and Business Dispatch
• 2W Analog Loop Non-Design	• Retail Residence and Business (POTS Excluding Switch-Based Orders)
• UNE Digital Loop < DS1	• Retail Digital Loop < DS1
• UNE Digital Loop ≥ DS1	• Retail Digital Loop ≥ DS1
• UNE Loop + Port Combinations	• Retail Residence and Business
• UNE Switch ports	• Retail Residence and Business (POTS)
• UNE Combo Other	• Retail Residence, Business and Design Dispatch
• UNE xDSL (HDSL, ADSL and UCL)	• ADSL provided to Retail
• UNE ISDN (Includes UDC)	• Retail ISDN - BRI
• UNE Line Sharing	• ADSL provided to Retail
• Local Transport (Unbundled Interoffice Transport)	• Retail DS1/DS3 Interoffice
• Local Interconnection Trunks	• Parity with Retail

SEEM Measure

SEEM Measure		
Yes	Tier I	X
	Tier II	X

SEEM Disaggregation - Analog/Benchmark

SEEM Disaggregation	SEEM Analog/Benchmark
• Resale POTS	• Retail Residence and Business (POTS)
• Resale Design	• Retail Design
• UNE Loop + Port Combinations	• Retail Residence and Business
• UNE Loops	• Retail Residence and Business Dispatch
• UNE xDSL	• ADSL provided to Retail
• UNE Line Sharing	• ADSL provided to Retail
• Local Interconnection Trunks	• Parity with Retail

P-4: Average Completion Interval (OCI) & Order Completion Interval Distribution

Definition

The “average completion interval” measure monitors the interval of time it takes BellSouth to provide service for the CLEC or its own customers. The “Order Completion Interval Distribution” provides the percentages of orders completed within certain time periods. This report measures how well BellSouth meets the interval offered to customers on service orders.

Exclusions

- Canceled Service Orders
- Order Activities of BellSouth or the CLEC associated with internal or administrative use of local services (Record Orders, Listing Orders, Test Orders, etc.)
- Disconnect (D&F) orders (Except “D” orders associated with LNP Standalone)
- “L” Appointment coded orders (where the customer has requested a later than offered interval)
- End user-caused misses

Business Rules

The actual completion interval is determined for each order processed during the reporting period. The completion interval is the elapsed time from when BellSouth issues a FOC or SOCS date time stamp receipt of an order from the CLEC to BellSouth’s actual order completion date. The clock starts when a valid order number is assigned by SOCS and stops when the technician or system completes the order in SOCS. Elapsed time for each order is accumulated for each reporting dimension. The accumulated time for each reporting dimension is then divided by the associated total number of orders completed. Orders that are worked on zero due dates are calculated with a .33-day interval (8 hours) in order to report a portion of a day interval. These orders are issued and worked/completed on the same day. They can be either flow through orders (no field work-non-dispatched) or field orders (dispatched).

The interval breakout for UNE and Design is: 0-5 = 0-4.99, 5-10 = 5-9.99, 10-15 = 10-14.99, 15-20 = 15- 19.99, 20-25 = 20-24.99, 25-30 = 25-29.99, $\geq 30 = 30$ and greater.

Calculation

Completion Interval = (a - b)

- a = Completion Date
- b = FOC/SOCS date time-stamp (application date)

Average Completion Interval = (c \div d)

- c = Sum of all Completion Intervals
- d = Count of Orders Completed in Reporting Period

Order Completion Interval Distribution (for each interval) = (e \div f) X 100

- e = Service Orders Completed in “X” days
- f = Total Service Orders Completed in Reporting Period

Report Structure

- CLEC Specific
- CLEC Aggregate
- BellSouth Aggregate
- Dispatch / No Dispatch categories applicable to all levels except trunks
- Residence & Business reported in day intervals = 0,1,3,4,5,5+
- UNE and Design reported in day intervals =0-5,5-10,10-15,15-20,20-25,25-30, ≥ 30
- All Levels are reported <10 line/circuits; ≥ 10 line/circuits (except trunks)
- ISDN Orders included in Non-Design

Data Retained

Relating to CLEC Experience	Relating to BellSouth Performance
<ul style="list-style-type: none"> • Report month • CLEC Company Name • Order Number (PON) • Application Date & Time • Completion Date (Cmpltn_DT) • Service Type (CLASS_SVC_DESC) • Geographic Scope <p>Note: Code in parentheses is the corresponding header found in the raw data file.</p>	<ul style="list-style-type: none"> • Report month • BellSouth Order Number • Order Submission Date & Time • Order Completion Date & Time • Service Type • Geographic Scope

SQM Disaggregation - Analog/Benchmark

SQM LEVEL of Disaggregation	SQM Retail Analog/Benchmark
• Resale Residence	• Retail Residence
• Resale Business	• Retail Business
• Resale Design	• Retail Design
• Resale PBX	• Retail PBX
• Resale Centrex	• Retail Centrex
• Resale ISDN	• Retail ISDN
• LNP (Standalone)	• Retail Residence and Business (POTS)
• 2W Analog Loop Design	• Retail Residence and Business Dispatch + 2 days
• 2W Analog Loop Non-Design	• Retail Residence and Business (POTS Excluding Switch-Based Orders)
• UNE Digital Loop < DS1	• Retail Digital Loop < DS1
• UNE Digital Loop ≥ DS1	• Retail Digital Loop ≥ DS1
• UNE Loop + Port Combinations	• Retail Residence and Business
• UNE Switch ports	• Retail Residence and Business (POTS)
• UNE Combo Other	• Retail Residence, Business and Design Dispatch
• UNE xDSL (HDSL, ADSL and UCL)	• 7 Days w/o conditioning
• UNE xDSL (HDSL, ADSL and UCL)	• 14 Days with conditioning
• UNE ISDN (Includes UDC)	• Retail ISDN BRI
• UNE Line Sharing	• ADSL provided to Retail
• Local Transport (Unbundled Interoffice Transport)	• Retail DS1/DS3 Interoffice
• Local Interconnection Trunks	• Parity with Retail

SEEM Measure

SEEM Measure		
Yes	Tier I	X
	Tier II	X

SEEM Disaggregation - Analog/Benchmark

SEEM Disaggregation	SEEM Analog/Benchmark
<ul style="list-style-type: none">• Resale POTS	<ul style="list-style-type: none">• Retail Residence and Business (POTS)
<ul style="list-style-type: none">• Resale Design	<ul style="list-style-type: none">• Retail Design
<ul style="list-style-type: none">• UNE Loop + Port Combinations	<ul style="list-style-type: none">• Retail Residence and Business
<ul style="list-style-type: none">• UNE Loops	<ul style="list-style-type: none">• Retail Residence and Business Dispatch
<ul style="list-style-type: none">• UNE xDSL	<ul style="list-style-type: none">• 7 Days w/o conditioning
<ul style="list-style-type: none">• UNE xDSL	<ul style="list-style-type: none">• 14 Days with conditioning
<ul style="list-style-type: none">• UNE Line Sharing	<ul style="list-style-type: none">• ADSL provided to Retail
<ul style="list-style-type: none">• Local Interconnection Trunks	<ul style="list-style-type: none">• Parity with Retail

P-5: Average Completion Notice Interval

Definitions

The Completion Notice Interval is the elapsed time between the BellSouth reported completion of work and the issuance of a valid completion notice to the CLEC.

Exclusions

- Cancelled Service Orders
- Order Activities of BellSouth or the CLEC associated with internal or administrative use of local services (Record Orders, Listing Orders, Test Orders, etc.)
- D&F orders (Exception: "D" orders associated with LNP Standalone)

Business Rules

Measurement on interval of completion date and time entered by a field technician on dispatched orders, and 5PM start time on the due date for non-dispatched orders; to the release of a notice to the CLEC/BellSouth of the completion status. The field technician notifies the CLEC the work was complete and then he/she enters the completion time stamp information in his/her computer. This information switches through to the SOCS systems either completing the order or rejecting the order to the Work Management Center (WMC). If the completion is rejected, it is manually corrected and then completed by the WMC. The notice is returned on each individual order.

The start time for all orders is the completion stamp either by the field technician or the 5PM due date stamp; the end time for mechanized orders is the time stamp the notice was transmitted to the CLEC interface (LENS, EDI, OR TAG). For non-mechanized orders the end timestamp will be timestamp of order update to C-SOTS system.

Calculation

Completion Notice Interval = (a - b)

- a = Date and Time of Notice of Completion
- b = Date and Time of Work Completion

Average Completion Notice Interval = c ÷ d

- c = Sum of all Completion Notice Intervals
- d = Number of Orders with Notice of Completion in Reporting Period

Report Structure

- CLEC Specific
- CLEC Aggregate
- BellSouth Aggregate
- Mechanized Orders
- Non-Mechanized Orders
- Reporting intervals in Hours; 0,1-2,2-4,4-8,8-12,12-24, ≥ 24 plus Overall Average Hour Interval (The categories are inclusive of these time intervals: 0-1 = 0.99; 1-2 = 1-1.99; 2-4 = 2-3.99, etc.)
- Reported in categories of <10 line / circuits; ≥ 10 line/circuits (except trunks)

Data Retained

Relating to CLEC Experience	Relating to BellSouth Performance
<ul style="list-style-type: none"> • Report month • CLEC Order Number (so_nbr) • Work Completion Date (cmplt_n_dt) • Work Completion Time • Completion Notice Availability Date • Completion Notice Availability Time • Service Type • Geographic Scope <p>Note: Code in parentheses is the corresponding header found in the raw data file.</p>	<ul style="list-style-type: none"> • Report month • BellSouth Order Number (so_nbr) • Work Completion Date (cmplt_n_dt) • Work Completion Time • Completion Notice Availability Date • Completion Notice Availability Time • Service Type • Geographic Scope <p>NOTE: Code in parentheses is the corresponding header found in the raw data file.</p>

SQM Disaggregation - Analog/Benchmark

SQM LEVEL of Disaggregation	SQM Retail Analog/Benchmark
• Resale Residence	• Retail Residence
• Resale Business	• Retail Business
• Resale Design	• Retail Design
• Resale PBX	• Retail PBX
• Resale Centrex	• Retail Centrex
• Resale ISDN	• Retail ISDN
• LNP (Standalone)	• Retail Residence and Business (POTS)
• 2W Analog Loop Design	• Retail Residence and Business Dispatch
• 2W Analog Loop Non-Design	• Retail Residence and Business (POTS Excluding Switch-Based Orders)
• UNE Digital Loop < DS1	• Retail Digital Loop < DS1
• UNE Digital Loop ≥ DS1	• Retail Digital Loop ≥ DS1
• UNE Loop + Port Combinations	• Retail Residence and Business
• UNE Switch ports	• Retail Residence and Business (POTS)
• UNE Combo Other	• Retail Residence and Business & Design Dispatch
• UNE xDSL (HDSL, ADSL and UCL)	• ADSL provided to Retail
• UNE ISDN (Includes UDC)	• Retail ISDN BRI
• UNE Line Sharing	• ADSL provided to Retail
• Local Transport (Unbundled Interoffice Transport)	• Retail DS1/DS3 Interoffice
• Local Interconnection Trunks	• Parity with Retail

SEEM Measure

SEEM Measure		
No	Tier I	
	Tier II	

SEEM Disaggregation - Analog/Benchmark

SEEM Disaggregation	SEEM Analog/Benchmark
• Not Applicable	• Not Applicable

P-6: Coordinated Customer Conversions Interval

Definition

This report measures the average time it takes BellSouth to disconnect an unbundled loop from the BellSouth switch and cross connect it to a CLEC equipment. This measurement applies to service orders with and without LNP, and where the CLEC has requested BellSouth to provide a coordinated cut over.

Exclusions

- Any order canceled by the CLEC will be excluded from this measurement.
- Delays due to CLEC following disconnection of the unbundled loop
- Unbundled Loops where there is no existing subscriber loop and loops where coordination is not requested.

Business Rules

Where the service order includes LNP, the interval includes the total time for the cut over including the translation time to place the line back in service on the ported line. The interval is calculated for the entire cut over time for the service order and then divided by items worked in that time to give the average per-item interval for each service order.

Calculation

Coordinated Customer Conversions Interval = (a - b)

- a = Completion Date and Time for Cross Connection of a Coordinated Unbundled Loop
- b = Disconnection Date and Time of an Coordinated Unbundled Loop

Percent Coordinated Customer Conversions (for each interval) = (c ÷ d) X 100

- c = Total number of Coordinated Customer Conversions for each interval
- d = Total Number of Unbundled Loop with Coordinated Conversions (items) for the reporting period

Report Structure

- CLEC Specific
- CLEC Aggregate
- The interval breakout is 0<5 = 0-4.99, 5<15 = 5-14.99, ≥15 = 15 and greater, plus Overall Average Interval.

Data Retained

Relating to CLEC Experience	Relating to BellSouth Experience
<ul style="list-style-type: none"> • Report Month • CLEC Order Number • Committed Due Date (DD) • Service Type (CLASS_SVC_DESC) • Cut over Start Time • Cut over Completion time • Portability start and completion times (INP orders) • Total Conversions (Items) <p>Note: Code in parentheses is the corresponding header found in the raw data file.</p>	<ul style="list-style-type: none"> • No BellSouth Analog Exists

SQM Disaggregation - Analog/Benchmark

SQM LEVEL of Disaggregation	SQM Retail Analog/Benchmark
<ul style="list-style-type: none"> • Unbundled Loops with INP • Unbundled Loops with LNP 	<ul style="list-style-type: none"> • 95% ≤ 15 minutes

SEEM Measure

SEEM Measure		
Yes	Tier I	X
	Tier II	X

SEEM Disaggregation - Analog/Benchmark

SEEM Disaggregation	SEEM Analog/Benchmark
<ul style="list-style-type: none">• Unbundled Loops	<ul style="list-style-type: none">• 95% ≤ 15 minutes

P-6A: Coordinated Customer Conversions – Hot Cut Timeliness % Within Interval and Average Interval

Definition

This category measures whether BellSouth begins the cut over of an unbundled loop on a coordinated and/or a time specific order at the CLEC requested start time. It measures the percentage of orders where the cut begins within 15 minutes of the requested start time of the order and the average interval.

Exclusions

- Any order canceled by the CLEC will be excluded from this measurement.
- Delays caused by the CLEC
- Unbundled Loops where there is no existing subscriber loop and loops where coordination is not requested.
- All unbundled loops on multiple loop orders after the first loop.

Business Rules

This report measures whether BellSouth begins the cut over of an unbundled loop on a coordinated and/or a time specific order at the CLEC requested start time. The cut is considered on time if it starts 15 minutes before or after the requested start time. Using the scheduled time and the actual cut over start time, the measurement will calculate the percent within interval and the average interval. If a cut involves multiple lines, the cut will be considered “on time” if the first line is cut within the interval. ≤ 15 minutes includes intervals that began 15:00 minutes or less before the scheduled cut time and cuts that began 15 minutes or less after the scheduled cut time; >15 minutes, ≤30 minutes includes cuts within 15:00 – 30:00 minutes either prior to or after the scheduled cut time; >30 minutes includes cuts greater than 30:00 minutes either prior to or after the scheduled cut time. If IDLC is involved, a four hour window applies to the start time. (8 A.M. to Noon or 1 P.M. to 5 P.M.) This only applies if BellSouth notifies the CLEC by 10:30 A.M. on the day before the due date that the service is on IDLC.

A Hot Cut is considered complete when one of the following occurs:

1. BellSouth performs the hot cut, notifies the CLEC by telephone.
2. BellSouth performs the hot cut and attempts to notify the CLEC by telephone, but receives no answer and leaves a phone message.

Calculation

$$\% \text{ within Interval} = (a \div b) \times 100$$

- a = Total Number of Coordinated Unbundled Loop Orders for the interval
- b = Total Number of Coordinated Unbundled Loop Orders for the reporting period

$$\text{Interval} = (c - d)$$

- c = Scheduled Time for Cross Connection of a Coordinated Unbundled Loop Order
- d = Actual Start Date and Time of a Coordinated Unbundled Loop Order

$$\text{Average Interval} = (e \div f)$$

- Sum of all Intervals
- Total Number of Coordinated Unbundled Loop Orders for the reporting period.

Report Structure

- CLEC Specific
- CLEC Aggregate

Reported in intervals of early, on time and late cuts % ≤ 15 minutes; % >15 minutes, ≤30 minutes; % >30 minutes, plus Overall Average Interval

Data Retained

Relating to CLEC Experience	Relating to BellSouth Experience
<ul style="list-style-type: none"> • Report Month • CLEC Order Number (so_nbr) • Committed Due Date (DD) • Service Type (CLASS_SVC_DESC) • Cut over Scheduled Start Time • Cut over Actual Start Time • Total Conversions Orders <p>Note: Code in parentheses is the corresponding header found in the raw data file.</p>	<ul style="list-style-type: none"> • No BellSouth Analog exists

SQM Disaggregation - Analog/Benchmark

SQM LEVEL of Disaggregation	SQM Retail Analog/Benchmark
<ul style="list-style-type: none"> • Product Reporting Level <ul style="list-style-type: none"> - SL1 Time Specific - SL1 Non-Time Specific - SL2 Time Specific - SL2 Non-Time Specific 	<ul style="list-style-type: none"> • 95% Within + or – 15 minutes of Scheduled Start Time
<ul style="list-style-type: none"> - SL1 IDLC - SL2 IDLC 	<ul style="list-style-type: none"> • 95% within 4-hour window

SEEM Measure

SEEM Measure		
Yes	Tier I	X
	Tier II	X

SEEM Disaggregation - Analog/Benchmark

SEEM Disaggregation	SEEM Analog/Benchmark
<ul style="list-style-type: none"> - UNE Loops 	<ul style="list-style-type: none"> • 95% Within + or – 15 minutes of Scheduled Start time
<ul style="list-style-type: none"> - SL1 IDLC 	<ul style="list-style-type: none"> • 95% within 4-hour window

P-6B: Coordinated Customer Conversions – Average Recovery Time

Definition

Measures the time between notification and resolution by BellSouth of a service outage found that can be isolated to the BellSouth side of the network. The time between notification and resolution by BellSouth must be measured to ensure that CLEC customers do not experience unjustifiable lengthy service outages during a Coordinated Customer Conversion. This report measures outages associated with Coordinated Customer Conversions prior to service order completion.

Exclusions

- Cut overs where service outages are due to CLEC caused reasons
- Cut overs where service outages are due to end-user caused reasons

Business Rules

Measures the outage duration time related to Coordinated Customer Conversions from the initial trouble notification until the trouble has been restored and the CLEC has been notified. The duration time is defined as the time from the initial trouble notification until the trouble has been restored and the CLEC has been notified. The interval is calculated on the total outage time for the circuits divided by the total number of outages restored during the report period to give the average outage duration.

Calculation

Recovery Time = (a - b)

- a = Date & Time That Trouble is Closed by CLEC
- b = Date & Time Initial Trouble is Opened with BellSouth

Average Recovery Time = (c ÷ d)

- c = Sum of all the Recovery Times
- d = Number of Troubles Referred to the BellSouth

Report Structure

- CLEC Specific
- CLEC Aggregate

Data Retained

Relating to CLEC Experience	Relating to BellSouth Experience
<ul style="list-style-type: none"> • Report month • CLEC Company Name • CLEC Order Number (so_nbr) • Committed Due Date (DD) • Service Type (CLASS_SVC_DESC) • CLEC Acceptance Conflict (CLEC_CONFLICT) under development • CLEC Conflict Resolved (CLEC_RESOLVE) under development • CLEC Conflict MFC (CLEC_CONFLICT_MFC) under development • Total Conversion Orders <p>Note: Code in parentheses is the corresponding header found in the raw data file.</p>	<ul style="list-style-type: none"> • None

SQM Disaggregation - Analog/Benchmark

SQM LEVEL of Disaggregation	Retail Analog/Benchmark
<ul style="list-style-type: none"> • Unbundled Loops with INP • Unbundled Loops with LNP 	<ul style="list-style-type: none"> • Diagnostic

SEEM Measure

SEEM Measure		
No	Tier I	
	Tier II	

SEEM Disaggregation - Analog/Benchmark

SEEM Disaggregation	SEEM Analog/Benchmark
<ul style="list-style-type: none"> • Not Applicable 	<ul style="list-style-type: none"> • Not Applicable

P-6C: Coordinated Customer Conversions - % Provisioning Troubles Received Within 7 days of a completed Service Order

Definition

The Percent Provisioning Troubles received within 7 days of a completed service order associated with a Coordinated Customer Conversion (CCC) measures the quality and accuracy of Coordinated Customer Conversion Activities.

Exclusions

- Any order canceled by the CLEC
- Troubles caused by Customer Provided Equipment

Business Rules

Measures the quality and accuracy of completed service orders associated with Coordinated Customer Conversions. The first trouble report received on a circuit ID within 7 days following a service order completion is counted in this measure. Subsequent trouble reports are measured in Repeat Report Rate. Reports are calculated searching in the prior report period for completed Coordinated Customer Conversion service orders and following 7 days after the completion of the service order for a trouble report issue date.

Calculation

% Provisioning Troubles within 7 days of service order completion = $(a \div b) \times 100$

- a = The sum of all CCC Circuits with a trouble within 7 days following service order(s) completion
- b = The total number of CCC service order circuits completed in the previous report calendar month

Report Structure

- CLEC Specific
- CLEC Aggregate
- Dispatch/Non-Dispatch

Data Retained

Relating to CLEC Experience	Relating to BellSouth Experience
<ul style="list-style-type: none"> • Report Month • CLEC Order Number (so_nbr) • PON • Order Submission Date (TICKET_ID) • Order Submission Time (TICKET_ID) • Status Type • Status Notice Date • Standard Order Activity • Geographic Scope • Total conversion circuits <p>Note: Code in parentheses is the corresponding header found in the raw data file.</p>	<ul style="list-style-type: none"> • No BellSouth Analog exists

SQM Disaggregation - Analog/Benchmark

SQM LEVEL of Disaggregation	SQM Retail Analog/Benchmark
<ul style="list-style-type: none"> • UNE Loop Design • UNE Loop Non-Design • Dispatch/Non-Dispatch 	<ul style="list-style-type: none"> • ≤ 5%

SEEM Measure

SEEM Measure		
Yes	Tier I	X
	Tier II	X

SEEM Disaggregation - Analog/Benchmark

SEEM Disaggregation	SEEM Analog/Benchmark
<ul style="list-style-type: none"> • UNE Loops 	<ul style="list-style-type: none"> • ≤ 5%

P-7: Cooperative Acceptance Testing - % of xDSL Loops Tested

Definition

The loop will be considered cooperatively tested when the BellSouth technician places a call to the CLEC representative to initiate cooperative testing and jointly performs the tests with the CLEC.

Exclusions

- Testing failures due to CLEC (incorrect contact number, CLEC not ready, etc.)
- xDSL lines with no request for cooperative testing

Business Rules

When a BellSouth technician finishes delivering an order for an xDSL loop where the CLEC order calls for cooperative testing at the customer's premise, the BellSouth technician is to call a toll free number to the CLEC testing center. The BellSouth technician and the CLEC representative at the center then test the line. As an example of the type of testing performed, the testing center may ask the technician to put a short on the line so that the center can run a test to see if it can identify the short.

Calculation

Cooperative Acceptance Testing - % of xDSL Loops Tested = $(a \div b) \times 100$

- a = Total number of successful xDSL cooperative tests for xDSL lines where cooperative testing was requested in the reporting period
- b = Total Number of xDSL line tests requested by the CLEC and scheduled in the reporting period

Report Structure

- CLEC Specific
- CLEC Aggregate
- Type of Loop tested

Data Retained

Relating to CLEC Experience	Relating to BellSouth Experience
<ul style="list-style-type: none"> • Report Month • CLEC Company Name (OCN) • CLEC Order Number (so_nbr) and PON (PON) • Committed Due Date (DD) • Service Type (CLASS_SVC_DESC) • Acceptance Testing Completed (ACCEPT_TESTING) under development • Acceptance Testing Declined (ACCEPT_TESTING) under development • Total xDSL Orders <p>Note: Code in parentheses is the corresponding header found in the raw data file.</p>	<ul style="list-style-type: none"> • No BellSouth analog exists

SQM Disaggregation - Analog/Benchmark

SQM LEVEL of Disaggregation:	Retail Analog/Benchmark:
<ul style="list-style-type: none"> • UNE xDSL <ul style="list-style-type: none"> - ADSL - HDSL - UCL - OTHER 	<ul style="list-style-type: none"> • 95% of Lines Tested

SEEM Measure

SEEM Measure		
Yes	Tier I	
	Tier II	X

SEEM Disaggregation - Analog/Benchmark

SEEM Disaggregation:	SEEM Analog/Benchmark:
<ul style="list-style-type: none">• UNE xDSL	<ul style="list-style-type: none">• 95% of Lines Tested

P-7: Cooperative Acceptance Testing - % of xDSL Loops Tested

P-8: % Provisioning Troubles within 30 days of Service Order Completion

Definition

Percent Provisioning Troubles within 30 days of Service Order Completion measures the quality and accuracy of Service order activities.

Exclusions

- Canceled Service Orders
- Order Activities of BellSouth or the CLEC associated with internal or administrative use of local services (Record Orders, Listing Orders, Test Orders, etc.)
- D & F orders
- Trouble reports caused and closed out to Customer Provided Equipment (CPE)

Business Rules

Measures the quality and accuracy of completed orders. The first trouble report from a service order after completion is counted in this measure. Subsequent trouble reports are measured in Repeat Report Rate. Reports are calculated searching in the prior report period for completed service orders and following 30 days after completion of the service order for a trouble report issue date.

D & F orders are excluded as there is no subsequent activity following a disconnect.

Note: Standalone LNP historical data is not available in the maintenance systems (LMOS or WFA).

Calculation

% Provisioning Troubles within 30 days of Service Order Activity = $(a \div b) \times 100$

- a = Trouble reports on all completed orders 30 days following service order(s) completion
- b = All Service Orders completed in the previous report calendar month

Report Structure

- CLEC Specific
- CLEC Aggregate
- BellSouth Aggregate
- Reported in categories of <10 line/circuits; ≥ 10 line/circuits (except trunks)
- Dispatch / No Dispatch (except trunks)

Data Retained

Relating to CLEC Experience	Relating to BellSouth Experience
<ul style="list-style-type: none"> • Report Month • CLEC Order Number and PON • Order Submission Date (TICKET_ID) • Order Submission Time (TICKET_ID) • Status Type • Status Notice Date • Standard Order Activity • Geographic Scope <p>Note: Code in parentheses is the corresponding header found in the raw data file.</p>	<ul style="list-style-type: none"> • Report Month • BellSouth Order Number • Order Submission Date • Order Submission Time • Status Type • Status Notice Date • Standard Order Activity • Geographic Scope

SQM Disaggregation - Analog/Benchmark

SQM LEVEL of Disaggregation	Retail Analog/Benchmark
<ul style="list-style-type: none"> • Resale Residence 	<ul style="list-style-type: none"> • Retail Residence

SQM LEVEL of Disaggregation	Retail Analog/Benchmark
• Resale Business	• Retail Business
• Resale Design	• Retail Design
• Resale PBX	• Retail PBX
• Resale Centrex	• Retail Centrex
• Resale ISDN	• Retail ISDN
• 2W Analog Loop Design	• Retail Residence and Business Dispatch
• 2W Analog Loop Non -Design	• Retail Residence and Business (POTS - Excluding Switch-Based Orders)
• UNE Digital Loop < DS1	• Retail Digital Loop < DS1
• UNE Digital Loop ≥ DS1	• Retail Digital Loop ≥ DS1
• UNE xDSL (HDSL, ADSL and UCL)	• ADSL provided to Retail
• UNE ISDN (Includes UDC)	• Retail ISDN BRI
• UNE Line Sharing	• ADSL provided to Retail
• UNE Switch ports	• Retail Residence and Business (POTS)
• UNE Loop + Port Combinations	• Retail Residence and Business
• UNE Combo Other	• Retail Residence, Business and Design Dispatch
• Local Transport (Unbundled Interoffice Transport)	• Retail DS1/DS3 Interoffice
• Local Interconnection Trunks	• Parity with Retail

SEEM Measure

SEEM Measure		
Yes	Tier I	X
	Tier II	X

SEEM Disaggregation - Analog/Benchmark

SEEM Disaggregation	SEEM Analog/Benchmark
• Resale POTS	• Retail Residence and Business (POTS)
• Resale Design	• Retail Design
• UNE Loop + Port Combinations	• Retail Residence and Business
• UNE Loops	• Retail Residence and Business Dispatch
• UNE xDSL	• ADSL provided to Retail
• UNE Line Sharing	• ADSL provided to Retail
• Local Interconnection Trunks	• Parity with Retail

P-9: Total Service Order Cycle Time (TSOCT)

Definition

This report measures the total service order cycle time from receipt of a valid service order request to the return of a completion notice to the CLEC Interface.

Exclusions

- Canceled Service Orders
- Order Activities of BellSouth or the CLEC associated with internal or administrative use of local services (Record Orders, Listing Orders, Test Orders, etc.)
- D (Disconnect - Except "D" orders associated with LNP Standalone.) and F (From) orders. (From is disconnect side of a move order when the customer moves to a new address).
- "L" Appointment coded orders (where the customer has requested a later than offered interval)
- Orders with CLEC/Subscriber caused delays or CLEC/Subscriber requested due date changes.

Business Rules

The interval is determined for each order processed during the reporting period. This measurement combines three reports: FOC Timeliness, Average Order Completion Interval and Average Completion Notice Interval.

This interval starts with the receipt of a valid service order request and stops when a completion notice is sent to the CLEC Interface (LENS, TAG OR EDI). Elapsed time for each order is accumulated for each reporting dimension. The accumulated time for each reporting dimension is then divided by the associated total number of orders completed. Orders that are worked on zero due dates are calculated with a .33 day interval (8 hours) in order to report a portion of a day interval. These orders are issued and worked/completed on same day. They can be either flow through orders (no field work-non-dispatched) or field orders (dispatched).

Reporting is by Fully Mechanized, Partially Mechanized and Non-Mechanized receipt of LSRs.

Calculation

Total Service Order Cycle Time = (a - b)

- a = Service Order Completion Notice Date
- b = Service Request Receipt Date

Average Total Service Order Cycle Time = (c ÷ d)

- c = Sum of all Total Service Order Cycle Times
- d = Total Number Service Orders Completed in Reporting Period

Total Service Order Cycle Time Interval Distribution (for each interval) = (e ÷ f) X 100

- e = Total Number of Service Requests Completed in "X" minutes/hours
- f = Total Number of Service Requests Received in Reporting Period

Report Structure

- CLEC Specific
- CLEC Aggregate
- BellSouth Aggregate
- Fully Mechanized; Partially Mechanized; Non-Mechanized
- Report in categories of <10 line/circuits; ≥ 10 line/circuits (except trunks)
- Dispatch / No Dispatch categories applicable to all levels except trunks
- Intervals 0-5, 5-10, 10-15, 15-20, 20-25, 25-30, ≥ 30 Days. The interval breakout is: 0-5 = 0-4.99, 5-10 = 5-9.99, 10-15 = 10-14.99, 15-20 = 15-19.99, 20-25 = 20-24.99, 25-30 = 25-29.99, ≥ 30 = 30 and greater.

Data Retained

Relating to CLEC Experience	Relating to BellSouth Experience
<ul style="list-style-type: none"> • Report Month • Interval for FOC • CLEC Company Name (OCN) • Order Number (PON) • Submission Date & Time (TICKET_ID) • Completion Date (CMPLTN_DT) • Service Type (CLASS_SVC_DESC) • Geographic Scope <p>Note: Code in parentheses is the corresponding header found in the raw data file</p>	<ul style="list-style-type: none"> • Report Month • BellSouth Order Number • Order Submission Date & Time • Order Completion Date & Time • Service Type • Geographic Scope

SQM Disaggregation - Analog/Benchmark

SQM LEVEL of Disaggregation	Retail Analog/Benchmark
<ul style="list-style-type: none"> • Resale Residence • Resale Business • Resale Design • Resale PBX • Resale Centrex • Resale ISDN • LNP (Standalone) • 2W Analog Loop Design • 2W Analog Loop Non-Design • UNE Switch ports • UNE Digital Loops < DS1 • UNE Digital Loops ≥ DS1 • UNE Loop + Port Combinations • UNE Combo Other • UNE xDSL (HDSL, ADSL and UCL) • UNE ISDN • UNE Line Sharing • Local Transport (Unbundled Interoffice Transport) • Local Interconnection Trunks 	<ul style="list-style-type: none"> • Diagnostic

SEEM Measure

SEEM Measure		
No	Tier I	
	Tier II	

SEEM Disaggregation - Analog/Benchmark

SEEM Disaggregation	SEEM Analog/Benchmark
<ul style="list-style-type: none"> • Not Applicable 	<ul style="list-style-type: none"> • Not Applicable

P-10: LNP-Percent Missed Installation Appointments

Definition

“Percent missed installation appointments” monitors the reliability of BellSouth commitments with respect to committed due dates to assure that CLECs can reliably quote expected due dates to their retail customer as compared to BellSouth. This measure is the percentage of total orders processed for which BellSouth is unable to complete the service orders on the committed due dates and reported for total misses and End User Misses.

Exclusions

- Canceled Service Orders
- Order Activities of BellSouth or the CLEC associated with internal or administrative use of local services (Record Orders, Listing Orders, Test Orders, etc.) where identifiable

Business Rules

Percent Missed Installation Appointments (PMI) is the percentage of total orders processed for which BellSouth is unable to complete the service orders on the committed due dates. Missed Appointments caused by end-user reasons will be included and reported in a separate category. The first commitment date on the service order that is a missed appointment is the missed appointment code used for calculation whether it is a BellSouth missed appointment or an End User missed appointment. The “due date” is any time on the confirmed due date, which means there cannot be a cutoff time for commitments as certain types of orders are requested to be worked after standard business hours. Also, during Daylight Savings Time, field technicians are scheduled until 9PM in some areas and the customer is offered a greater range of intervals from which to select.

Calculation

$$\text{LNP Percent Missed Installation Appointments} = (a \div b) \times 100$$

- a = Number of Orders with Completion date in Reporting Period past the Original Committed Due Date
- b = Number of Orders Completed in Reporting Period

Report Structure

- CLEC Specific
- CLEC Aggregate
- Geographic Scope
 - State/Region
- Report in Categories of <10 lines/circuits ≥ 10 lines/circuits (except trunks)
- Dispatch/No Dispatch

Report explanation: Total Missed Appointments is the total percent of orders missed either by BellSouth or the CLEC end user. End User MA represents the percentage of orders missed by the CLEC end user. The difference between End User Missed Appointments and Total Missed Appointments is the result of BellSouth caused misses.

Data Retained

Relating to CLEC Experience	Relating to BellSouth Experience
<ul style="list-style-type: none"> • Report month • CLEC Order Number and PON (PON) • Committed Due Date (DD) • Completion Date (CMPLTN DD) • Status Type • Status Notice Date • Standard Order Activity • Geographic Scope <p>Note: Code in parentheses is the corresponding header found in the raw data file.</p>	<p>Not Applicable</p>

SQM Disaggregation - Analog/Benchmark

SQM LEVEL of Disaggregation	SQM Retail Analog/Benchmark
• LNP	• Retail Residence & Business (POTS)

SEEM Measure

SEEM Measure		
Yes	Tier I	X
	Tier II	X

SEEM Disaggregation - Analog/Benchmark

SEEM Disaggregation	SEEM Analog/Benchmark
• LNP	• Retail Residence & Business (POTS)

P-11: LNP-Average Disconnect Timeliness Interval & Disconnect Timeliness Interval Distribution

Definition

Disconnect Timeliness is defined as the interval between the time ESI Number Manager receives the valid 'Number Ported' message from NPAC (signifying the CLEC 'Activate') until the time the Disconnect is completed in the Central Office switch. This interval effectively measures BellSouth responsiveness by isolating it from impacts that are caused by CLEC related activities.

Exclusions

- Canceled Service Orders
- Order Activities of BellSouth or the CLEC associated with internal or administrative use of local services (Record Orders, Listing Orders, Test Orders, etc.) where identifiable.

Business Rules

The Disconnect Timeliness interval is determined for each number ported associated with a disconnect service order processed on an LSR during the reporting period. The Disconnect Timeliness interval is the elapsed time from when BellSouth receives a valid 'Number Ported' message in ESI Number Manager (signifying the CLEC 'Activate') for each telephone number ported until each number on the service order is disconnected in the Central Office switch. Elapsed time for each ported number is accumulated for each reporting dimension. The accumulated time for each reporting dimension is then divided by the total number of selected telephone numbers disconnected in the reporting period.

Calculation

Disconnect Timeliness Interval = (a - b)

- a = Completion Date and Time in Central Office switch for each number on disconnect order
- b = Valid 'Number Ported' message received date & time

Average Disconnect Timeliness Interval = (c ÷ d)

- c = Sum of all Disconnect Timeliness Intervals
- d = Total Number of disconnected numbers completed in reporting period

Disconnect Timeliness Interval Distribution (for each interval) = (e ÷ f) X 100

- e = Disconnected numbers completed in "X" days
- f = Total disconnect numbers completed in reporting period

Report Structure

- CLEC Specific
- CLEC Aggregate
- Geographic Scope
 - State, Region

Data Retained

Relating to CLEC Experience	Relating to BellSouth Experience
<ul style="list-style-type: none"> • Order Number • Telephone Number / Circuit Number • Committed Due Date • Receipt Date / Time (ESI Number Manager) • Date/Time of Recent Change Notice 	<ul style="list-style-type: none"> • Not Applicable

SQM Disaggregation - Analog/Benchmark

SQM LEVEL of Disaggregation:	SQM Retail Analog/Benchmark:
• LNP	• 95% within 24 hours

SEEM Measure

SEEM Measure		
Yes	Tier I	X
	Tier II	X

SEEM Disaggregation - Analog/Benchmark

SEEM Disaggregation	SEEM Analog/Benchmark
• LNP	• 95% within 24 hours

P-12: LNP-Total Service Order Cycle Time (TSOCT)

Definition

Total Service Order Cycle Time measures the interval from receipt of a valid service order request to the completion of the final service order associated with that service request.

Exclusions

- Canceled Service Orders
- Order Activities of BellSouth or the CLEC associated with internal or administrative use of local services (Record Orders, Listing Orders, Test Orders, etc.) where identifiable
- "L" appointment coded orders (indicating the customer has requested a later than offered interval)
- "S" missed appointment coded orders (indicating subscriber missed appointments), except for "SP" codes (indicating subscriber prior due date requested). This would include "S" codes assigned to subsequent due date changes.

Business Rules

The interval is determined for each order processed during the reporting period. This measurement combines three reports: FOC Timeliness, Average Order Completion Interval and Average Completion Notice Interval.

This interval starts with the receipt of a valid service order request and stops when a completion notice is sent to the CLEC Interface (LENS, TAG OR EDI). Elapsed time for each order is accumulated for each reporting dimension. The accumulated time for each reporting dimension is then divided by the associated total number of orders completed. Orders that are worked on zero due dates are calculated with a .33 day interval (8 hours) in order to report a portion of a day interval. These orders are issued and worked/completed on same day. They can be either flow through orders (no field work-non-dispatched) or field orders (dispatched).

Reporting is by Fully Mechanized, Partially Mechanized and Non-Mechanized receipt of LSRs.

Calculation

Total Service Order Cycle Time = (a - b)

- a = Service Order Completion Notice Date
- b = Service Request Receipt Date

Average Total Service Order Cycle Time = (c ÷ d)

- c = Sum of all Total Service Order Cycle Times
- d = Total Number Service Orders Completed in Reporting Period

Total Service Order Cycle Time Interval Distribution (for each interval) = (e ÷ f) X 100

- e = Total Number of Service Orders Completed in "X" minutes/hours
- f = Total Number of Service Orders Received in Reporting Period

Report Structure

- CLEC Specific
- CLEC Aggregate
- Fully Mechanized; Partially Mechanized; Non-Mechanized
- Report in categories of <10 line/circuits; ≥ 10 line/circuits (except trunks)
- Dispatch / No Dispatch categories applicable to all levels except trunks
- Intervals 0-5, 5-10, 10-15, 15-20, 20-25, 25-30, ≥ 30 Days. The interval breakout is: 0-5 = 0-4.99, 5-10 = 5-9.99, 10-15 = 10-14.99, 15-20 = 15-19.99, 20-25 = 20-24.99, 25-30 = 25-29.99, ≥ 30 = 30 and greater.

Data Retained

Relating to CLEC Experience	Relating to BellSouth Experience
<ul style="list-style-type: none"> • Report Month • Interval for FOC • CLEC Company Name (OCN) • Order Number (PON) • Submission Date & Time (TICKET_ID) • Completion Date (CMPLTN_DT) • Service Type (CLASS_SVC_DESC) • Geographic Scope <p>Note: Code in parentheses is the corresponding header found in the raw data file</p>	<ul style="list-style-type: none"> • Not Applicable

SQM Disaggregation - Analog/Benchmark

SQM Level of Disaggregation	Retail Analog/Benchmark
<ul style="list-style-type: none"> • LNP 	<ul style="list-style-type: none"> • Diagnostic

SEEM Measure

SEEM Measure		
No	Tier I	
	Tier II	

SEEM Disaggregation - Analog/Benchmark

SEEM Disaggregation	SEEM Analog/Benchmark
<ul style="list-style-type: none"> • Not Applicable 	<ul style="list-style-type: none"> • Not Applicable

Section 4: Maintenance & Repair

M&R-1: Missed Repair Appointments

Definition

The percent of trouble reports not cleared by the committed date and time.

Exclusions

- Trouble tickets canceled at the CLEC request.
- BellSouth trouble reports associated with internal or administrative service.
- Customer Provided Equipment (CPE) troubles or CLEC Equipment Trouble.

Business Rules

The negotiated commitment date and time is established when the repair report is received. The cleared time is the date and time that BellSouth personnel clear the trouble and closes the trouble report in his/her Computer Access Terminal (CAT) or workstation. If this is after the Commitment time, the report is flagged as a “Missed Commitment” or a missed repair appointment. When the data for this measure is collected for BellSouth and a CLEC, it can be used to compare the percentage of the time repair appointments are missed due to BellSouth reasons. (No access reports are not part of this measure because they are not a missed appointment.)

Note: Appointment intervals vary with force availability in the POTS environment. Specials and Trunk intervals are standard interval appointments of no greater than 24 hours. Standalone LNP historical data is not available in the maintenance systems (LMOS or WFA).

Calculation

Percentage of Missed Repair Appointments = $(a \div b) \times 100$

- a = Count of Customer Troubles Not Cleared by the Quoted Commitment Date and Time
- b = Total Trouble reports closed in Reporting Period

Report Structure

- Dispatch / Non-Dispatch
- CLEC Specific
- CLEC Aggregate
- BellSouth Aggregate

Data Retained

Relating to CLEC Experience	Relating to BellSouth Performance
<ul style="list-style-type: none"> • Report month • CLEC Company Name • Submission Date & Time (TICKET_ID) • Completion Date (CMPLTN_DT) • Service Type (CLASS_SVC_DESC) • Disposition and Cause (CAUSE_CD & CAUSE_DESC) • Geographic Scope <p>Note: Code in parentheses is the corresponding header found in the raw data file.</p>	<ul style="list-style-type: none"> • Report month • BellSouth Company Code • Submission Date & Time • Completion Date • Service Type • Disposition and Cause (Non-Design /Non-Special Only) • Trouble Code (Design and Trunking Services) • Geographic Scope

SQM Disaggregation - Retail Analog/Benchmark

SQM Level of Disaggregation	SQM Retail Analog/Benchmark
• Resale Residence	• Retail Residence
• Resale Business	• Retail Business
• Resale Design	• Retail Design
• Resale PBX	• Retail PBX
• Resale Centrex	• Retail Centrex
• Resale ISDN	• Retail ISDN
• 2W Analog Loop Design	• Retail Residence & Business Dispatch
• 2W Analog Loop Non – Design	• Retail Residence & Business (POTS) (Exclusion of switch-based feature troubles)
• UNE Digital Loop < DS1	• Retail Digital Loop < DS1
• UNE Digital Loop ≥ DS1	• Retail Digital Loop ≥ DS1
• UNE Loop + Port Combinations	• Retail Residence & Business
• UNE Switch ports	• Retail Residence & Business (POTS)
• UNE Combo Other	• Retail Residence, Business & Design Dispatch
• UNE xDSL (HDSL, ADSL and UCL)	• ADSL provided to Retail
• UNE ISDN	• Retail ISDN – BRI
• UNE Line Sharing	• ADSL provided to Retail
• Local Interconnection Trunks	• Parity with Retail
• Local Transport (Unbundled Interoffice Transport)	• Retail DS1/DS3 Interoffice

M&R-1: Missed Repair Appointments

SEEM Measure

SEEM Measure		
Yes	Tier I	X
	Tier II	X

SEEM Disaggregation - Analog/Benchmark

SEEM Disaggregation	SEEM Analog/Benchmark
• Resale POTS	• Retail Residence and Business (POTS)
• Resale Design	• Retail Design
• UNE Loop + Port Combinations	• Retail Residence and Business
• UNE Loops	• Retail Residence and Business Dispatch
• UNE xDSL	• ADSL provided to Retail
• UNE Line Sharing	• ADSL provided to Retail
• Local Interconnection Trunks	• Parity with Retail

M&R-2: Customer Trouble Report Rate

Definition

Initial and repeated customer direct or referred troubles reported within a calendar month per 100 lines/circuits in service.

Exclusions

- Trouble tickets canceled at the CLEC request.
- BellSouth trouble reports associated with internal or administrative service.
- Customer Provided Equipment (CPE) troubles or CLEC Equipment Trouble.
- LMOS - Code 7 (Test OK), Code 8 (Found OK - In), Code 9 (Found OK - Out)
- WFA - No Trouble Found (NTF)

Business Rules

Customer Trouble Report Rate is computed by accumulating the number of maintenance initial and repeated trouble reports during the reporting period. The resulting number of trouble reports are divided by the total “number of service” lines, ports or combination that exist for the CLECs and BellSouth respectively at the end of the report month.

Calculation

$$\text{Customer Trouble Report Rate} = (a \div b) \times 100$$

- a = Count of Initial and Repeated Trouble Reports closed in the Current Period
- b = Number of Service Access Lines in service at End of the Report Period

Report Structure

- Dispatch / Non-Dispatch
- CLEC Specific
- CLEC Aggregate
- BellSouth Aggregate

Data Retained

Relating to CLEC Experience	Relating to BellSouth Performance
<ul style="list-style-type: none"> • Report month • CLEC Company Name • Ticket Submission Date & Time (TICKET_ID) • Ticket Completion Date (CMPLTN_DT) • Service Type (CLASS_SVC_DESC) • Disposition and Cause (CAUSE_CD & CAUSE_DESC) • # Service Access Lines in Service at the end of period • Geographic Scope <p>Note: Code in parentheses is the corresponding header found in the raw data file.</p>	<ul style="list-style-type: none"> • Report month • BellSouth Company Code • Ticket Submission Date & Time • Ticket Completion Date • Service Type • Disposition and Cause (Non-Design /Non-Special Only) • Trouble Code (Design and Trunking Services) • # Service Access Lines in Service at the end of period • Geographic Scope

SQM Disaggregation - Analog/Benchmark

SQM Level of Disaggregation	SQM Analog/Benchmark
• Resale Residence	• Retail Residence
• Resale Business	• Retail Business
• Resale Design	• Retail Design
• Resale PBX	• Retail PBX
• Resale Centrex	• Retail Centrex

SQM Level of Disaggregation	SQM Analog/Benchmark
• Resale ISDN	• Retail ISDN
• 2W Analog Loop Design	• Retail Residence & Business Dispatch
• 2W Analog Loop Non – Design	• Retail Residence & Business (POTS) (Exclusion of switch-based feature troubles)
• UNE Digital Loop < DS1	• Retail Digital Loop < DS1
• UNE Digital Loop ≥ DS1	• Retail Digital Loop ≥ DS1
• UNE Loop + Port Combinations	• Retail Residence & Business
• UNE Switch ports	• Retail Residence & Business (POTS)
• UNE Combo Other	• Retail Residence, Business & Design Dispatch
• UNE xDSL (HDSL, ADSL and UCL)	• ADSL provided to Retail
• UNE ISDN	• Retail ISDN – BRI
• UNE Line Sharing	• ADSL provided to Retail
• Local Interconnection Trunks	• Parity with Retail
• Local Transport (Unbundled Interoffice Transport)	• Retail DS1/DS3 Interoffice

SEEM Measure

SEEM Measure		
Yes	Tier I	X
	Tier II	X

SEEM Disaggregation - Analog/Benchmark

SEEM Disaggregation	SEEM Analog/Benchmark
• Resale POTS	• Retail Residence and Business (POTS)
• Resale Design	• Retail Design
• UNE Loop + Port Combinations	• Retail Residence and Business
• UNE Loops	• Retail Residence and Business Dispatch
• UNE xDSL	• ADSL provided to Retail
• UNE Line Sharing	• ADSL provided to Retail
• Local Interconnection Trunks	• Parity with Retail

M&R-3: Maintenance Average Duration

Definition

The Average duration of Customer Trouble Reports from the receipt of the Customer Trouble Report to the time the trouble report is cleared.

Exclusions

- Trouble tickets canceled at the CLEC request.
- BellSouth trouble reports associated with internal or administrative service.
- Customer Provided Equipment (CPE) troubles or CLEC Equipment Trouble.

Business Rules

For Average Duration the clock starts on the date and time of the receipt of a correct repair request. The clock stops on the date and time the service is restored and the BellSouth or CLEC customer is notified (when the technician completes the trouble ticket on his/her CAT or work systems).

Calculation

Maintenance Duration = (a - b)

- a = Date and Time of Service Restoration
- b = Date and Time Trouble Ticket was Opened

Average Maintenance Duration = (c ÷ d)

- c = Total of all maintenance durations in the reporting period
- d = Total Closed Troubles in the reporting period

Report Structure

- Dispatch / Non-Dispatch
- CLEC Specific
- CLEC Aggregate
- BellSouth Aggregate

Data Retained

Relating to CLEC Experience:	Relating to BellSouth Performance:
<ul style="list-style-type: none"> • Report month • Total Tickets (LINE_NBR) • CLEC Company Name • Ticket Submission Date & Time (TICKET_ID) • Ticket Completion Date (CMPLTN_DT) • Service Type (CLASS_SVC_DESC) • Disposition and Cause (CAUSE_CD & CAUSE_DESC) • Geographic Scope <p>Note: Code in parentheses is the corresponding header found in the raw data file.</p>	<ul style="list-style-type: none"> • Report month • Total Tickets • BellSouth Company Code • Ticket Submission Date • Ticket Submission Time • Ticket Completion Date • Ticket Completion Time • Total Duration Time • Service Type • Disposition and Cause (Non-Design /Non-Special Only) • Trouble Code (Design and Trunking Services) • Geographic Scope

SQM Disaggregation - Analog/Benchmark

SQM Level of Disaggregation	SQM Analog/Benchmark
<ul style="list-style-type: none"> • Resale Residence 	<ul style="list-style-type: none"> • Retail Residence
<ul style="list-style-type: none"> • Resale Business 	<ul style="list-style-type: none"> • Retail business

SQM Level of Disaggregation	SQM Analog/Benchmark
• Resale Design	• Retail Design
• Resale PBX	• Retail PBX
• Resale Centrex	• Retail Centrex
• Resale ISDN	• Retail ISDN
• 2W Analog Loop Design	• Retail Residence & Business Dispatch
• 2W Analog Loop Non – Design	• Retail Residence & Business (POTS) (Exclusion of switch-based feature troubles)
• UNE Digital Loop < DS1	• Retail Digital Loop < DS1
• UNE Digital Loop ≥ DS1	• Retail Digital Loop ≥ DS1
• UNE Loop + Port Combinations	• Retail Residence & Business
• UNE Switch ports	• Retail Residence & Business (POTS)
• UNE Combo Other	• Retail Residence, Business & Design Dispatch
• UNE xDSL (HDSL, ADSL and UCL)	• ADSL provided to Retail
• UNE ISDN	• Retail ISDN – BRI
• UNE Line Sharing	• ADSL provided to Retail
• Local Interconnection Trunks	• Parity with Retail
• Local Transport (Unbundled Interoffice Transport)	• Retail DS1/DS3 Interoffice

SEEM Measure

SEEM Measure		
Yes	Tier I	X
	Tier II	X

SEEM Disaggregation - Analog/Benchmark

SEEM Disaggregation	SEEM Analog/Benchmark
• Resale POTS	• Retail Residence and Business (POTS)
• Resale Design	• Retail Design
• UNE Loop + Port Combinations	• Retail Residence and Business
• UNE Loops	• Retail Residence and Business Dispatch
• UNE xDSL	• ADSL provided to Retail
• UNE Line Sharing	• ADSL provided to Retail
• Local Interconnection Trunks	• Parity with Retail

M&R-4: Percent Repeat Troubles within 30 Days

Definition

Closed trouble reports on the same line/circuit as a previous trouble report received within 30 calendar days as a percent of total troubles closed reported

Exclusions

- Trouble tickets canceled at the CLEC request.
- BellSouth trouble reports associated with internal or administrative service.
- Customer Provided Equipment (CPE) troubles or CLEC Equipment Trouble.

Business Rules

Includes Customer trouble reports received within 30 days of an original Customer trouble report

Calculation

Percent Repeat Troubles within 30 Days = $(a \div b) \times 100$

- a = Count of closed Customer Troubles where more than one trouble report was logged for the same service line within a continuous 30 days
- b = Total Trouble Reports Closed in Reporting Period

Report Structure

- Dispatch / Non-Dispatch
- CLEC Specific
- CLEC Aggregate
- BellSouth Aggregate

Data Retained

Relating to CLEC Experience	Relating to BellSouth Performance
<ul style="list-style-type: none"> • Report month • Total Tickets (LINE_NBR) • CLEC Company Name • Ticket Submission Date & Time (TICKET_ID) • Ticket Completion Date (CMLTN_DT) • Total and Percent Repeat Trouble Reports within 30 Days (TOT_REPEAT) • Service Type • Disposition and Cause (CAUSE_CD & CAUSE_DESC) • Geographic Scope <p>Note: Code in parentheses is the corresponding header found in the raw data file.</p>	<ul style="list-style-type: none"> • Report month • Total Tickets • BellSouth Company Code • Ticket Submission Date • Ticket Submission Time • Ticket Completion Date • Ticket Completion Time • Total and Percent Repeat Trouble Reports within 30 Days • Service Type • Disposition and Cause (Non-Design /Non-Special Only) • Trouble Code (Design and Trunking Services) • Geographic Scope

SQM Disaggregation - Analog/Benchmark

SQM Level of Disaggregation	SQM Analog/Benchmark
• Resale Residence	• Retail Residence
• Resale Business	• Retail business
• Resale Design	• Retail Design
• Resale PBX	• Retail PBX
• Resale Centrex	• Retail Centrex

SQM Level of Disaggregation	SQM Analog/Benchmark
• Resale ISDN	• Retail ISDN
• 2W Analog Loop Design	• Retail Residence & Business Dispatch
• 2W Analog Loop Non – Design	• Retail Residence & Business (POTS) (Exclusion of switch-based feature troubles)
• UNE Digital Loop < DS1	• Retail Digital Loop < DS1
• UNE Digital Loop ≥ DS1	• Retail Digital Loop ≥ DS1
• UNE Loop + Port Combinations	• Retail Residence & Business
• UNE Switch ports	• Retail Residence & Business (POTS)
• UNE Combo Other	• Retail Residence, Business & Design Dispatch
• UNE xDSL (HDSL, ADSL and UCL)	• ADSL provided to Retail
• UNE ISDN	• Retail ISDN – BRI
• UNE Line Sharing	• ADSL provided to Retail
• Local Interconnection Trunks	• Parity with Retail
• Local Transport (Unbundled Interoffice Transport)	• Retail DS1/DS3 Interoffice

SEEM Measure

SEEM Measure		
Yes	Tier I	X
	Tier II	X

SEEM Disaggregation - Analog/Benchmark

SEEM Disaggregation	SEEM Analog/Benchmark
• Resale POTS	• Retail Residence and Business (POTS)
• Resale Design	• Retail Design
• UNE Loop + Port Combinations	• Retail Residence and Business
• UNE Loops	• Retail Residence and Business Dispatch
• UNE xDSL	• ADSL provided to Retail
• UNE Line Sharing	• ADSL provided to Retail
• Local Interconnection Trunks	• Parity with Retail

M&R-5: Out of Service (OOS) > 24 Hours

Definition

For Out of Service Troubles (no dial tone, cannot be called or cannot call out) the percentage of Total OOS Troubles cleared in excess of 24 hours. (All design services are considered to be out of service).

Exclusions

- Trouble Reports canceled at the CLEC request
- BellSouth Trouble Reports associated with administrative service
- Customer Provided Equipment (CPE) Troubles or CLEC Equipment Troubles.

Business Rules

Customer Trouble reports that are out of service and cleared in excess of 24 hours. The clock begins when the trouble report is created in LMOS/WFA and the trouble is counted if the elapsed time exceeds 24 hours.

Calculation

Out of Service (OOS) > 24 hours = $(a \div b) \times 100$

- a = Total Cleared Troubles OOS > 24 Hours
- b = Total OOS Troubles in Reporting Period

Report Structure

- Dispatch / Non - Dispatch
- CLEC Specific
- BellSouth Aggregate
- CLEC Aggregate

Data Retained

Relating to CLEC Experience	Relating to BellSouth Experience
<ul style="list-style-type: none"> • Report Month • Total Tickets • CLEC Company Name • Ticket Submission Date & Time (TICKET_ID) • Ticket Completion Date (CMPLTN_DT) • Percentage of Customer Troubles out of • Service > 24 Hours (OOS>24_FLAG) • Service type (CLASS_SVC_DESC) • Disposition and Cause (CAUSE_CD & CAUSE-DESC) • Geographic Scope <p>Note: Code in parentheses is the corresponding header found in the raw data file.</p>	<ul style="list-style-type: none"> • Report Month • Total Tickets • BellSouth Company Code • Ticket Submission Date • Ticket Submission time • Ticket Completion Date • Ticket Completion Time • Percent of Customer Troubles out of Service > 24 Hours • Service type • Disposition and Cause (Non-Design/Non-Special only) • Trouble Code (Design and Trunking Services) • Geographic Scope

SQM Disaggregation - Analog/Benchmark

SQM Level of Disaggregation	SQM Analog/Benchmark
• Resale Residence	• Retail Residence
• Resale Business	• Retail Business
• Resale Design	• Retail Design
• Resale PBX	• Retail PBX
• Resale Centrex	• Retail Centrex

SQM Level of Disaggregation	SQM Analog/Benchmark
• Resale ISDN	• Retail ISDN
• 2W Analog Loop Design	• Retail Residence & Business Dispatch
• 2W Analog Loop Non – Design	• Retail Residence & Business (POTS) (Exclusion of switch-based feature troubles)
• UNE Digital Loop < DS1	• Retail Digital Loop < DS1
• UNE Digital Loop ≥ DS1	• Retail Digital Loop ≥ DS1
• UNE Loop + Port Combinations	• Retail Residence & Business
• UNE Switch ports	• Retail Residence & Business (POTS)
• UNE Combo Other	• Retail Residence, Business & Design Dispatch
• UNE xDSL (HDSL, ADSL and UCL)	• ADSL provided to Retail
• UNE ISDN	• Retail ISDN – BRI
• UNE Line Sharing	• ADSL provided to Retail
• Local Interconnection Trunks	• Parity with Retail
• Local Transport (Unbundled Interoffice Transport)	• Retail DS1/DS3 Interoffice

SEEM Measure

SEEM Measure		
No	Tier I	
	Tier II	

SEEM Disaggregation - Analog/Benchmark

SEEM Disaggregation	SEEM Analog/Benchmark
• Not Applicable	• Not Applicable

M&R-6: Average Answer Time – Repair Centers

Definition

This measures the average time a customer is in queue when calling a BellSouth Repair Center.

Exclusions

None

Business Rules

The clock starts when a CLEC Representative or BellSouth customer makes a choice on the Repair Center's menu and is put in queue for the next repair attendant. The clock stops when the repair attendant answers the call (abandoned calls are not included).

Note: The Total Column is a combined BellSouth Residence and Business number.

Calculation

Answer Time for BellSouth Repair Centers = (a - b)

- a = Time BellSouth Repair Attendant Answers Call
- b = Time of entry into queue after ACD Selection

Average Answer Time for BellSouth Repair Centers = (c ÷ d)

- c = Sum of all Answer Times
- d = Total number of calls by reporting period

Report Structure

- CLEC Aggregate
- BellSouth Aggregate

Data Retained

Relating to CLEC Experience	Relating to BellSouth Experience
<ul style="list-style-type: none"> • CLEC Average Answer Time 	<ul style="list-style-type: none"> • BellSouth Average Answer Time

SQM Disaggregation - Analog / Benchmark

SQM Level of Disaggregation	Retail Analog / Benchmark
<ul style="list-style-type: none"> • Region. CLEC/BellSouth Service Centers and BellSouth Repair Centers are regional. 	<ul style="list-style-type: none"> • For CLEC, Average Answer Times in UNE Center and BRMC are comparable to the Average Answer Times in the BellSouth Repair Centers.

SEEM Measure

SEEM Measure		
No	Tier I	
	Tier II	

SEEM Disaggregation - Analog/Benchmark

SEEM Disaggregation	SEEM Analog/Benchmark
<ul style="list-style-type: none"> • Not Applicable 	<ul style="list-style-type: none"> • Not Applicable

M&R-7: Mean Time To Notify CLEC of Network Outages

Definition

BellSouth will inform the CLEC of any Network outages (key customer accounts)

Exclusions

None

Business Rules

The time it takes for the BellSouth Network Reliability Center (NRC) to notify the CLEC and BellSouth of a customer impacting network incident in equipment that may be utilized by the CLEC. When the BellSouth NRC becomes aware of a network incident, the CLEC and BellSouth will be notified electronically. The notification time for each outage will be measured in minutes and divided by the number of outages for the reporting period. The CLECs will be notified the same way and at the same time as BellSouth Retail. These are broadcast messages. It is up to those receiving the message to determine if they have customers affected by the incident.

Calculation

Time to Notify CLEC = (a - b)

- a = Date and Time BellSouth Notified CLEC
- b = Date and time BellSouth detected network incident

Mean Time to Notify CLEC = (c ÷ d)

- c = Sum of all Times to Notify CLEC
- d = Count of Network Incidents

Report Structure

- BellSouth Aggregate
- CLEC Aggregate
- CLEC Specific

Data Retained

Relating to CLEC Experience	Relating to BellSouth Experience
<ul style="list-style-type: none"> • Report Month • Major Network events • Date/Time of Incident • Date/Time of Notification 	<ul style="list-style-type: none"> • Report Month • Major Network events • Date/Time of Incident • Date/Time of Notification

SQM Disaggregation - Analog / Benchmark

SQM Level of Disaggregation	Retail Analog / Benchmark
<ul style="list-style-type: none"> • BellSouth Aggregate • CLEC Aggregate • CLEC Specific 	<ul style="list-style-type: none"> • Parity by Design

SEEM Measure

SEEM Measure		
No	Tier I	
	Tier II	

SEEM Disaggregation - Analog/Benchmark

SEEM Disaggregation	SEEM Analog/Benchmark
• Not Applicable	• Not Applicable

M&R-7: Mean Time To Notify CLEC of Network Outages

Section 5: Billing

B-1: Invoice Accuracy

Definition

This measure provides the percentage of accuracy of the billing invoices rendered to CLECs during the current month.

Exclusions

- Adjustments not related to billing errors (e.g., credits for service outage, special promotion credits, adjustments to satisfy the customer)
- Test Accounts

Business Rules

The accuracy of billing invoices delivered by BellSouth to the CLEC must enable them to provide a degree of billing accuracy comparative to BellSouth bills rendered to retail customers of BellSouth. CLECs request adjustments on bills determined to be incorrect. The BellSouth Billing verification process includes manually analyzing a sample of local bills from each bill period. The bill verification process draws from a mix of different customer billing options and types of service. An end-to-end auditing process is performed for new products and services. Internal measurements and controls are maintained on all billing processes.

Calculation

$$\text{Invoice Accuracy} = [(a - b) \div a] \times 100$$

- a = Absolute Value of Total Billed Revenues during current month
- b = Absolute Value of Billing Related Adjustments during current month

Report Structure

- CLEC Specific
- CLEC Aggregate
- BellSouth Aggregate
- Geographic Scope
 - Region
 - State

Data Retained

Relating to CLEC Experience	Relating to BellSouth Performance
<ul style="list-style-type: none"> • Report Month • Invoice Type <ul style="list-style-type: none"> - UNE - Resale - Interconnection • Total Billed Revenue • Billing Related Adjustments 	<ul style="list-style-type: none"> • Report month • Retail Type <ul style="list-style-type: none"> - CRIS - CABS • Total Billed Revenue • Billing Related Adjustments

SQM Disaggregation - Analog/Benchmark

SQM Level of Disaggregation	Retail Analog/Benchmark
<ul style="list-style-type: none"> • Product / Invoice Type <ul style="list-style-type: none"> - Resale - UNE - Interconnection 	<ul style="list-style-type: none"> • CLEC Invoice Accuracy is comparable to BellSouth Invoice Accuracy

SEEM Measure

SEEM Measure		
Yes	Tier I	
	Tier II	X

SEEM Disaggregation - Analog/Benchmark

SEEM Disaggregation	SEEM Analog/Benchmark
<ul style="list-style-type: none"> • CLEC State • BellSouth State 	<ul style="list-style-type: none"> • Parity with Retail

B2: Mean Time to Deliver Invoices

Definition

Bill Distribution is calculated as follows: CRIS BILLS-The number of workdays is reported for CRIS bills. This is calculated by counting the Bill Period date as the first work day. Weekends and holidays are excluded when counting workdays. J/N Bills are counted in the CRIS work day category for the purposes of the measurement since their billing account number (Q account) is provided from the CRIS system.

CABS BILLS-The number of calendar days is reported for CABS bills. This is calculated by counting the day following the Bill Period date as the first calendar day. Weekends and holidays are included when counting the calendar days.

Exclusions

Any invoices rejected due to formatting or content errors.

Business Rules

This report measures the mean interval for timeliness of billing records delivered to CLECs in an agreed upon format. CRIS-based invoices are measured in business days, and CABS-based invoices in calendar days.

Calculation

Invoice Timeliness = (a - b)

- a = Invoice Transmission Date
- b = Close Date of Scheduled Bill Cycle

Mean Time To Deliver Invoices = (c ÷ d)

- c = Sum of all Invoice Timeliness intervals
- d = Count of Invoices Transmitted in Reporting Period

Report Structure

- CLEC Specific
- CLEC Aggregate
- BellSouth Aggregate
- Geographic Scope
 - Region
 - State

Data Retained

Relating to CLEC Experience	Relating to BellSouth Performance
<ul style="list-style-type: none"> • Report month • Invoice Type <ul style="list-style-type: none"> - UNE - Resale - Interconnection • Invoice Transmission Count • Date of Scheduled Bill Close 	<ul style="list-style-type: none"> • Report month • Invoice Type <ul style="list-style-type: none"> - CRIS - CABS • Invoice Transmission Count • Date of Scheduled Bill Close

SQM Disaggregation - Analog/Benchmark

SQM Level of Disaggregation	Retail Analog/Benchmark
Product / Invoice Type <ul style="list-style-type: none"> • Resale • UNE • Interconnection 	<ul style="list-style-type: none"> • CRIS-based invoices will be released for delivery within six (6) business days. • CABS-based invoices will be released for delivery within eight (8) calendar days. • CLEC Average Delivery Intervals for both CRIS and CABS Invoices are comparable to BellSouth Average delivery for both systems.

SEEM Measure

SEEM Measure		
Yes	Tier I	
	Tier II	X

SEEM Disaggregation - Analog/Benchmark

SEEM Disaggregation	SEEM Analog/Benchmark
<ul style="list-style-type: none"> • CLEC State <ul style="list-style-type: none"> - CRIS - CABS • BellSouth Region 	<ul style="list-style-type: none"> • Parity with Retail

B3: Usage Data Delivery Accuracy

Definition

This measurement captures the percentage of recorded usage that is delivered error free and in an acceptable format to the appropriate Competitive Local Exchange Carrier (CLEC). These percentages will provide the necessary data for use as a comparative measurement for BellSouth performance. This measurement captures Data Delivery Accuracy rather than the accuracy of the individual usage recording.

Exclusions

None

Business Rules

The accuracy of the data delivery of usage records delivered by BellSouth to the CLEC must enable them to provide a degree of accuracy comparative to BellSouth bills rendered to their retail customers. If errors are detected in the delivery process, they are investigated, evaluated and documented. Errors are corrected and the data retransmitted to the CLEC.

Calculation

Usage Data Delivery Accuracy = $(a - b) \div a \times 100$

- a = Total number of usage data packs sent during current month
- b = Total number of usage data packs requiring retransmission during current month

Report Structure

- CLEC Specific
- CLEC Aggregate
- BellSouth Aggregate
- Geographic Scope
 - Region

Data Retained

Relating to CLEC Experience	Relating to BellSouth Performance
<ul style="list-style-type: none"> • Report Month • Record Type <ul style="list-style-type: none"> - BellSouth Recorded - Non-BellSouth Recorded 	<ul style="list-style-type: none"> • Report month • Record Type

SQM Disaggregation - Analog/Benchmark

SQM Level of Disaggregation	Retail Analog/Benchmark
<ul style="list-style-type: none"> • Region 	<ul style="list-style-type: none"> • CLEC Usage Data Delivery Accuracy is comparable to BellSouth Usage Data Delivery Accuracy

SEEM Measure

SEEM Measure		
Yes	Tier I	
	Tier II	X

SEEM Disaggregation - Analog/Benchmark

SEEM Disaggregation	SEEM Analog/Benchmark
<ul style="list-style-type: none">• CLEC State• BellSouth Region	<ul style="list-style-type: none">• Parity with Retail

B4: Usage Data Delivery Completeness

Definition

This measurement provides percentage of complete and accurately recorded usage data (usage recorded by BellSouth and usage recorded by other companies and sent to BellSouth for billing) that is processed and transmitted to the CLEC within thirty (30) days of the message recording date. A parity measure is also provided showing completeness of BellSouth messages processed and transmitted via CMDS. BellSouth delivers its own retail usage from recording location to billing location via CMDS as well as delivering billing data to other companies. Timeliness, Completeness and Mean Time to Deliver Usage measures are reported on the same report.

Exclusions

None

Business Rules

The purpose of these measurements is to demonstrate the level of quality of usage data delivered to the appropriate CLEC. Method of delivery is at the option of the CLEC.

Calculation

Usage Data Delivery Completeness = $(a \div b) \times 100$

- a = Total number of Recorded usage records delivered during current month that are within thirty (30) days of the message recording date
- b = Total number of Recorded usage records delivered during the current month

Report Structure

- CLEC Specific
- CLEC Aggregate
- BellSouth Aggregate
- Region

Data Retained

Relating to CLEC Experience	Relating to BellSouth Performance
<ul style="list-style-type: none"> • Report Month • Record Type <ul style="list-style-type: none"> - BellSouth Recorded - Non-BellSouth Recorded 	<ul style="list-style-type: none"> • Report month • Record Type

SQM Disaggregation - Analog/Benchmark

SQM Level of Disaggregation	Retail Analog/Benchmark
<ul style="list-style-type: none"> • Region 	<ul style="list-style-type: none"> • CLEC Usage Data Delivery Completeness is comparable to BellSouth Usage Data Delivery Completeness

SEEM Measure

SEEM Measure		
No	Tier I	
	Tier II	

SEEM Disaggregation - Analog/Benchmark

SEEM Disaggregation	SEEM Analog/Benchmark
• Not Applicable	• Not Applicable

B5: Usage Data Delivery Timeliness

Definition

This measurement provides a percentage of recorded usage data (usage recorded by BellSouth and usage recorded by other companies and sent to BellSouth for billing) that is delivered to the appropriate CLEC within six (6) calendar days from the receipt of the initial recording. A parity measure is also provided showing timeliness of BellSouth messages processed and transmitted via CMDS. Timeliness, Completeness and Mean Time to Deliver Usage measures are reported on the same report.

Exclusions

None

Business Rules

The purpose of this measurement is to demonstrate the level of timeliness for processing and transmission of usage data delivered to the appropriate CLEC. The usage data will be mechanically transmitted or mailed to the CLEC data processing center once daily. The Timeliness interval of usage recorded by other companies is measured from the date BellSouth receives the records to the date BellSouth distributes to the CLEC. Method of delivery is at the option of the CLEC.

Calculation

Usage Data Delivery Timeliness Current month = $(a \div b) \times 100$

- a = Total number of usage records sent within six (6) calendar days from initial recording/receipt
- b = Total number of usage records sent

Report Structure

- CLEC Aggregate
- CLEC Specific
- BellSouth Aggregate
- Region

Data Retained

Relating to CLEC Experience	Relating to BellSouth Performance
<ul style="list-style-type: none"> • Report Month • Record Type <ul style="list-style-type: none"> - BellSouth Recorded - Non-BellSouth Recorded 	<ul style="list-style-type: none"> • Report Monthly • Record Type

SQM Level of Disaggregation - Analog/Benchmark

SQM Level of Disaggregation	Retail Analog/Benchmark
<ul style="list-style-type: none"> • Region 	<ul style="list-style-type: none"> • CLEC Usage Data Delivery Timeliness is comparable to BellSouth Usage Data Delivery Timeliness

SEEM Measure

SEEM Measure		
No	Tier I	
	Tier II	

SEEM Disaggregation - Analog/Benchmark

SEEM Disaggregation	SEEM Analog/Benchmark
• Not Applicable	• Not Applicable

B6: Mean Time to Deliver Usage

Definition

This measurement provides the average time it takes to deliver Usage Records to a CLEC. A parity measure is also provided showing timeliness of BellSouth messages processed and transmitted via CMDS. Timeliness, Completeness and Mean Time to Deliver Usage measures are reported on the same report.

Exclusions

None

Business Rules

The purpose of this measurement is to demonstrate the average number of days it takes BellSouth to deliver Usage data to the appropriate CLEC. Usage data is mechanically transmitted or mailed to the CLEC data processing center once daily. Method of delivery is at the option of the CLEC.

Calculation

Mean Time to Deliver Usage = $(a \times b) \div c$

- a = Volume of Records Delivered
- b = Estimated number of days to deliver
- c = Total Record Volume Delivered

Note: Any usage record falling in the 30+ day interval will be added using an average figure of 31.5 days.

Report Structure

- CLEC Aggregate
- CLEC Specific
- BellSouth Aggregate
- Region

Data Retained

Relating to CLEC Experience	Relating to BellSouth Performance
<ul style="list-style-type: none"> • Report Month • Record Type <ul style="list-style-type: none"> - BellSouth Recorded - Non-BellSouth Recorded 	<ul style="list-style-type: none"> • Report Monthly • Record Type

SQM Level of Disaggregation - Analog/Benchmark

SQM Level of Disaggregation	Retail Analog/Benchmark
<ul style="list-style-type: none"> • Region 	<ul style="list-style-type: none"> • Mean Time to Deliver Usage to CLEC is comparable to Mean Time to Deliver Usage to BellSouth

SEEM Measure

SEEM Measure		
No	Tier I	
	Tier II	

SEEM Disaggregation - Analog/Benchmark

SEEM Disaggregation	SEEM Analog/Benchmark
• Not Applicable	• Not Applicable

B6: Mean Time to Deliver Usage

B7: Recurring Charge Completeness

Definition

This measure captures percentage of fractional recurring charges appearing on the correct bill.

Exclusions

None

Business Rules

The effective date of the recurring charge must be within 30 days of the bill date for the charge to appear on the correct bill.

Calculation

$$\text{Recurring Charge Completeness} = (a \div b) \times 100$$

- a = Count of fractional recurring charges that are on the correct bill¹
- b = Total count of fractional recurring charges that are on the correct bill

¹Correct bill = next available bill

Report Structure

- CLEC Specific
- CLEC Aggregate
- BellSouth Aggregate

Data Retained

Relating to CLEC Experience	Relating to BellSouth Experience
<ul style="list-style-type: none"> • Report month • Invoice type • Total recurring charges billed • Total billed on time 	<ul style="list-style-type: none"> • Report month • Retail Analog • Total recurring charges billed • Total billed on time

SQM Level of Disaggregation - Analog/Benchmark

SQM Level of Disaggregation	Retail Analog/Benchmark
Product/Invoice Type	
<ul style="list-style-type: none"> • Resale 	<ul style="list-style-type: none"> • Parity
<ul style="list-style-type: none"> • UNE 	<ul style="list-style-type: none"> • Benchmark 90%
<ul style="list-style-type: none"> • Interconnection 	<ul style="list-style-type: none"> • Benchmark 90%

SEEM Measure

SEEM Measure		
No	Tier I	
	Tier II	

SEEM Disaggregation - Analog/Benchmark

SEEM Disaggregation	SEEM Analog/Benchmark
<ul style="list-style-type: none"> • Not Applicable 	<ul style="list-style-type: none"> • Not Applicable

B8: Non-Recurring Charge Completeness

Definition

This measure captures percentage of non-recurring charges appearing on the correct bill.

Exclusions

None

Business Rules

The effective date of the non-recurring charge must be within 30 days of the bill date for the charge to appear on the correct bill.

Calculation

Non-Recurring Charge Completeness = $(a \div b) \times 100$

- a = Count of non-recurring charges that are on the correct bill¹
- b = Total count of non-recurring charges that are on the correct bill

¹Correct bill = next available bill

Report Structure

- CLEC Specific
- CLEC Aggregate
- BellSouth Aggregate

Data Retained

Relating to CLEC Experience	Relating to BellSouth Experience
<ul style="list-style-type: none"> • Report month • Invoice type • Total non-recurring charges billed • Total billed on time 	<ul style="list-style-type: none"> • Report month • Retail Analog • Total non-recurring charges billed • Total billed on time

SQM Level of Disaggregation - Analog/Benchmark

SQM Level of Disaggregation	Retail Analog/Benchmark:
Product/Invoice Type	
<ul style="list-style-type: none"> • Resale 	<ul style="list-style-type: none"> • Parity
<ul style="list-style-type: none"> • UNE 	<ul style="list-style-type: none"> • Benchmark 90%
<ul style="list-style-type: none"> • Interconnection 	<ul style="list-style-type: none"> • Benchmark 90%

SEEM Measure

SEEM Measure		
No	Tier I	
	Tier II	

SEEM Disaggregation - Analog/Benchmark

SEEM Disaggregation	SEEM Analog/Benchmark
<ul style="list-style-type: none"> • Not Applicable 	<ul style="list-style-type: none"> • Not Applicable

Section 6: Operator Services And Directory Assistance

OS-1: Speed to Answer Performance/Average Speed to Answer - Toll

Definition

Measurement of the average time in seconds calls wait before answered by a toll operator.

Exclusions

None

Business Rules

The clock starts when the customer enters the queue and the clock stops when a BellSouth representative answers the call or the customer abandons the call. The length of each call is determined by measuring, using a scanning technique, and accumulating the elapsed time from the entry of a customer call into the BellSouth call management system queue until the customer call is abandoned or transferred to BellSouth personnel assigned to handle calls for assistance. The system makes no distinction between CLEC customers and BellSouth customers.

Calculation

Speed to Answer Performance/Average Speed to Answer - Toll = $a \div b$

- a = Total queue time
- b = Total calls answered

Note: Total queue time includes time that answered calls wait in queue as well as time abandoned calls wait in queue prior to abandonment.

Report Structure

- Reported for the aggregate of BellSouth and CLECs
 - State

Data Retained (on Aggregate Basis)

- For the items below, BellSouth's Performance Measurement Analysis Platform (PMAP) receives a final computation; therefore, no raw data file is available in PMAP
- Month
- Call Type (Toll)
- Average Speed of Answer

SQM Disaggregation - Analog/Benchmark

SQM Level of Disaggregation	Retail Analog/Benchmark
<ul style="list-style-type: none">• None	<ul style="list-style-type: none">• Parity by Design

SEEM Measure

SEEM Measure		
No	Tier I	
	Tier II	

SEEM Disaggregation - Analog/Benchmark

SEEM Disaggregation	SEEM Analog/Benchmark
<ul style="list-style-type: none"> • Not Applicable 	<ul style="list-style-type: none"> • Not Applicable

OS-2: Speed to Answer Performance/Percent Answered with "X" Seconds – Toll

Definition

Measurement of the percent of toll calls that are answered in less than ten seconds

Exclusions

None

Business Rules

The clock starts when the customer enters the queue and the clock stops when a BellSouth representative answers the call or the customer abandons the call. The length of each call is determined by measuring, using a scanning technique, and accumulating the elapsed time from the entry of a customer call into the BellSouth call management system queue until the customer call is abandoned or transferred to BellSouth personnel assigned to handle calls for assistance. The system makes no distinction between CLEC customers and BellSouth customers.

Calculation

The Percent Answered within "X" Seconds measurement for toll is derived by using the BellCore Statistical Answer Conversion Tables, to convert the Average Speed to Answer measure into a percent of calls answered within "X" seconds. The BellCore Conversion Tables are specific to the defined parameters of work time, number of operators, max queue size and call abandonment rates.

Report Structure

- Reported for the aggregate of BellSouth and CLECs
 - State

Data Retained (on Aggregate Basis)

- For the items below, BellSouth's Performance Measurement Analysis Platform (PMAP) receives a final computation; therefore, no raw data file is available in PMAP
- Month
- Call Type (Toll)
- Average Speed of Answer

SQM Disaggregation - Analog/Benchmark

SQM Level of Disaggregation:	Retail Analog/Benchmark:
• None	• Parity by Design

SEEM Measure

SEEM Measure		
No	Tier I	
	Tier II	

SEEM Disaggregation - Analog/Benchmark

SEEM Disaggregation	SEEM Analog/Benchmark
• Not Applicable	• Not Applicable

DA-1: Speed to Answer Performance/Average Speed to Answer – Directory Assistance (DA)

Definition

Measurement of the average time in seconds calls wait before answered by a DA operator.

Exclusions

None

Business Rules

The clock starts when the customer enters the queue and the clock stops when a BellSouth representative answers the call or the customer abandons the call. The length of each call is determined by measuring, using a scanning technique, and accumulating the elapsed time from the entry of a customer call into the BellSouth call management system queue until the customer call is abandoned or transferred to BellSouth personnel assigned to handle calls for assistance. The system makes no distinction between CLEC customers and BellSouth customers.

Calculation

Speed to Answer Performance/Average Speed to Answer – Directory Assistance (DA) = $a \div b$

- a = Total queue time
- b = Total calls answered

Note: Total queue time includes time that answered calls wait in queue as well as time abandoned calls wait in queue prior to abandonment.

Report Structure

- Reported for the aggregate of BellSouth and CLECs
 - State

Data Retained (on Aggregate Basis)

- For the items below, BellSouth's Performance Measurement Analysis Platform (PMAP) receives a final computation; therefore, no raw data file is available in PMAP
- Month
- Call Type (DA)
- Average Speed of Answer

SQM Level of Disaggregation - Analog/Benchmark

SQM Level of Disaggregation	Retail Analog/Benchmark
• None	• Parity by Design

SEEM Measure

SEEM Measure		
No	Tier I	
	Tier II	

SEEM Disaggregation - Analog/Benchmark

SEEM Disaggregation	SEEM Analog/Benchmark
• Not Applicable	• Not Applicable

DA-2: Speed to Answer Performance/Percent Answered within “X” Seconds – Directory Assistance (DA)

Definition

Measurement of the percent of DA calls that are answered in less than twelve seconds.

Exclusions

None

Business Rules

The clock starts when the customer enters the queue and the clock stops when a BellSouth representative answers the call or the customer abandons the call. The length of each call is determined by measuring, using a scanning technique, and accumulating the elapsed time from the entry of a customer call into the BellSouth call management system queue until the customer call is abandoned or transferred to BellSouth personnel assigned to handle calls for assistance. The system makes no distinction between CLEC customers and BellSouth customers.

Calculation

The Percent Answered within “X” Seconds measurement for DA is derived by using the BellCore Statistical Answer Conversion Tables, to convert the Average Speed to Answer measure into a percent of calls answered within “X” seconds. The BellCore Conversion Tables are specific to the defined parameters of work time, number of operators, max queue size and call abandonment rates.

Report Structure

- Reported for the aggregate of BellSouth and CLECs
 - State

Data Retained (on Aggregate Basis)

- For the items below, BellSouth’s Performance Measurement Analysis Platform (PMAP) receives a final computation; therefore, no raw data file is available in PMAP.
- Month
- Call Type (DA)
- Average Speed of Answer

SQM Disaggregation - Analog/Benchmark

SQM Level of Disaggregation	Retail Analog/Benchmark
• None	• Parity by Design

SEEM Measure

SEEM Measure		
No	Tier I	
	Tier II	

SEEM Disaggregation - Analog/Benchmark

SEEM Disaggregation	SEEM Analog/Benchmark
• Not Applicable	• Not Applicable

Section 7: Database Update Information

D-1: Average Database Update Interval

Definition

This report measures the interval from receipt of the database change request to the completion of the update to the database for Line Information Database (LIDB), Directory Assistance and Directory Listings.

Exclusions

- Updates Canceled by the CLEC
- Initial update when supplemented by CLEC
- BellSouth updates associated with internal or administrative use of local services.

Business Rules

The interval for this measure begins with the date and time stamp when a service order is completed and the completion notice is released to all systems to be updated with the order information including Directory Assistance, Directory Listings, and Line Information Database (LIDB). The end time stamp is the date and time of completion of updates to the system.

For BellSouth Results:

The BellSouth computation is identical to that for the CLEC with the clarifications noted below.

Other Clarifications and Qualification:

- For LIDB, the elapsed time for a BellSouth update is measured from the point in time when the BellSouth file maintenance process makes the LIDB update information available until the date and time reported by BellSouth that database updates are completed.
- Results for the CLECs are captured and reported at the update level by Reporting Dimension (see below).
- The Completion Date is the date upon which BellSouth issues the Update Completion Notice to the CLEC.
- If the CLEC initiates a supplement to the originally submitted update and the supplement reflects changes in customer requirements (rather than responding to BellSouth initiated changes), then the update submission date and time will be the date and time of BellSouth receipt of a syntactically correct update supplement. Update activities responding to BellSouth initiated changes will not result in changes to the update submission date and time used for the purposes of computing the update completion interval.
- Elapsed time is measured in hours and hundredths of hours rounded to the nearest tenth of an hour.
- Because this should be a highly automated process, the accumulation of elapsed time continues through off-schedule, weekends and holidays; however, scheduled maintenance windows are excluded.

Calculation

Update Interval = (a - b)

- a = Completion Date & Time of Database Update
- b = Submission Date and Time of Database Change

Average Update Interval = (c ÷ d)

- c = Sum of all Update Intervals
- d = Total Number of Updates Completed During Reporting Period

Report Structure

- CLEC Specific (Under development)
- CLEC Aggregate
- BellSouth Aggregate

Data Retained

Relating to CLEC Experience	Relating to BellSouth Performance
• (Under Development)	• (Under Development)

SQM Disaggregation - Analog/Benchmark

SQM LEVEL of Disaggregation:	Retail Analog/Benchmark:
Database Type <ul style="list-style-type: none"> • LIDB • Directory Listings • Directory Assistance 	• Parity by Design

SEEM Measure

SEEM Measure		
No	Tier I	
	Tier II	

SEEM Disaggregation - Analog/Benchmark

SEEM Disaggregation	SEEM Analog/Benchmark
• Not Applicable	• Not Applicable

D-2: Percent Database Update Accuracy

Definition

This report measures the accuracy of database updates by BellSouth for Line Information Database (LIDB) Directory Assistance and Directory Listings using a statistically valid sample of LSRs/Orders in a manual review. This manual review is not conducted on BellSouth Retail Orders.

Exclusions

- Updates canceled by the CLEC
- Initial update when supplemented by CLEC
- CLEC orders that had CLEC errors
- BellSouth updates associated with internal or administrative use of local services.

Business Rules

For each update completed during the reporting period, the original update that the CLEC sent to BellSouth is compared to the database following completion of the update by BellSouth. An update is “completed without error” if the database completely and accurately reflects the activity specified on the original and supplemental update (e.g., orders) submitted by the CLEC. Each database (e.g., LIDB, Directory Assistance and Directory Listings) should be separately tracked and reported.

A statistically valid sample of CLEC Orders will be pulled each month. The sample will be used to test the accuracy of the database update process. This is a manual process.

Calculation

Percent Update Accuracy = $(a \div b) \times 100$

- a = Number of Updates Completed Without Error
- b = Number Updates Completed

Report Structure

- CLEC Aggregate
- CLEC Specific (not available in this report)
- BellSouth Aggregate (not available in this report)

Data Retained

Relating to CLEC Experience	Relating to BellSouth Performance
<ul style="list-style-type: none"> • Report Month • CLEC Order Number (so_nbr) and PON (PON) • Local Service Request (LSR) • Order Submission Date • Number of Orders Reviewed <p>Note: Code in parentheses is the corresponding header found in the raw data file.</p>	<ul style="list-style-type: none"> • Not Applicable

SQM Disaggregation - Analog/Benchmark

SQM LEVEL of Disaggregation	Retail Analog/Benchmark:
Database Type <ul style="list-style-type: none"> • LIDB • Directory Database 	<ul style="list-style-type: none"> • 95% Accurate

SEEM Measure

SEEM Measure		
No	Tier I	
	Tier II	

SEEM Disaggregation - Analog/Benchmark

SEEM Disaggregation	SEEM Analog/Benchmark
<ul style="list-style-type: none"> • Not Applicable 	<ul style="list-style-type: none"> • Not Applicable

D-3: Percent NXXs and LRNs Loaded by the LERG Effective Date

Definition

Measurement of the percent of NXX(s) and Location Routing Numbers LRN(s) loaded and tested in new end office and/or tandem switches by the Local Exchange Routing Guide (LERG) effective date when facilities are in place. BellSouth has a single provisioning process for both NXX(s) and LRN(s). In this measure BellSouth will identify whether or not a particular NXX has been flagged as LNP capable (set triggers for dips) by the LERG effective date.

An LRN is assigned by the owner of the switch and is placed into the software translations for every switch to be used as an administrative pointer to route NXX(s) in LNP capable switches. The LRN is a result of Local Number Porting and is housed in a national database provided by the Number Portability Administration Center (NPAC). The switch owner is responsible for notifying NPAC and requesting the effective date that will be reflected in the LERG. The national database downloads routing tables into BellSouth's Service Control Point (SCP) regional databases, which are queried by switches when routing ported numbers.

The basic NXX routing process includes the addition of all NXX(s) in the response translations. This addition to response translations is what supports LRN routing. Routing instructions for all NXX(s), including LRN(s), are received from the Advance Routing & Trunking System (ARTS) and all routing, including response, is established based on the information contained in the Translation Work Instructions (TWINs) document.

Exclusions

- Activation requests where the CLEC's interconnection arrangements and facilities are not in place by the LERG effective date.
- Expedite requests

Business Rules

Data for the initial NXX(s) and LRN(s) in a local calling area will be based on the LERG effective date or completion of the initial interconnection trunk group(s), whichever is longer. Data for additional NXX(s) in the local calling area will be based on the LERG effective date. The LERG effective date is loaded into the system at the request of the CLEC. It is contingent upon the CLEC to engineer, order, and install interconnection arrangements and facilities prior to that date.

The total Count of NXX(s) and LRN(s) that were scheduled to be loaded and those that were loaded by the LERG effective date in BellSouth switches will be captured in the Work Force Administration -Dispatch In database.

Calculation

Percent NXXs/LRNs Loaded and Tested Prior to the LERG Effective Date = $(a \div b) \times 100$

- a = Count of NXXs and LRNs loaded by the LERG effective date
- b = Total NXXs and LRNs to be scheduled and loaded by the LERG effective date

Report Structure

- CLEC Specific
- CLEC Aggregate
- BellSouth (Not Applicable)

Data Retained

Relating to CLEC Experience	Relating to BellSouth Experience
<ul style="list-style-type: none"> • Company Name • Company Code • NPA/NXX • LERG Effective Date • Loaded Date 	<ul style="list-style-type: none"> • Not Applicable

SQM Disaggregation - Analog/Benchmark

SQM Level of Disaggregation	Retail Analog/Benchmark
<ul style="list-style-type: none"> Geographic scope - Region 	<ul style="list-style-type: none"> 100% by LERG effective date

SEEM Measure

SEEM Measure		
No	Tier I	
	Tier II	

SEEM Disaggregation - Analog/Benchmark

SEEM Disaggregation	SEEM Analog/Benchmark
<ul style="list-style-type: none"> Not Applicable 	<ul style="list-style-type: none"> Not Applicable

Section 8: E911

E-1: Timeliness

Definition

Measures the percent of batch orders for E911 database updates (to CLEC resale and BellSouth retail records) processed successfully within a 24-hour period.

Exclusions

- Any resale order canceled by a CLEC
- Facilities-based CLEC orders

Business Rules

The 24-hour processing period is calculated based on the date and time processing starts on the batch orders and the date and time processing stops on the batch orders. Mechanical processing starts when SCC (the BellSouth E911 vendor) receives E911 files containing batch orders extracted from the BellSouth Service Order Control System (SOCS). Processing stops when SCC loads the individual records to the E911 database. The E911 database includes updates to the Automatic Location Identification (ALI) database. The system makes no distinction between CLEC resale records and BellSouth retail records.

Calculation

$$\text{E911 Timeliness} = (a \div b) \times 100$$

- a = Number of batch orders processed within 24 hours
- b = Total number of batch orders submitted

Report Structure

Reported for the aggregate of CLEC resale updates and BellSouth retail updates

- State
- Region

Data Retained

- Report month
- Aggregate data

SQM Disaggregation - Analog/Benchmark

SQM Level of Disaggregation	Retail Analog/Benchmark
• None	• Parity by Design

SEEM Measure

SEEM Measure		
No	Tier I	
	Tier II	

SEEM Disaggregation - Analog/Benchmark

SEEM Disaggregation	SEEM Analog/Benchmark
• Not Applicable	• Not Applicable

E-2: Accuracy

Definition

Measures the percent of E911 telephone number (TN) record updates (to CLEC resale and BellSouth retail records) processed successfully for E911 (including the Automatic Location Identification (ALI) database).

Exclusions

- Any resale order canceled by a CLEC
- Facilities-based CLEC orders

Business Rules

Accuracy is based on the number of records processed without error at the conclusion of the processing cycle. Mechanical processing starts when SCC (the BellSouth E911 vendor) receives E911 files containing telephone number (TN) records extracted from BellSouth's Service Order Control System (SOCS). The system makes no distinction between CLEC resale records and BellSouth retail records.

Calculation

$$\text{E911 Accuracy} = (a \div b) \times 100$$

- a = Number of record individual updates processed with no errors
- b = Total number of individual record updates

Report Structure

Reported for the aggregate of CLEC resale updates and BellSouth retail updates

- State
- Region

Data Retained

- Report month
- Aggregate data

SQM Disaggregation - Analog/Benchmark

SQM Level of Disaggregation	Retail Analog/Benchmark
• None	• Parity by Design

SEEM Measure

SEEM Measure		
No	Tier I	
	Tier II	

SEEM Disaggregation - Analog/Benchmark

SEEM Disaggregation	SEEM Analog/Benchmark
• Not Applicable	• Not Applicable

E-3: Mean Interval

Definition

Measures the mean interval processing of E911 batch orders (to update CLEC resale and BellSouth retail records) including processing against the Automatic Location Identification (ALI) database.

Exclusions

- Any resale order canceled by a CLEC
- Facilities-based CLEC orders

Business Rules

The processing period is calculated based on the date and time processing starts on the batch orders and the date and time processing stops on the batch orders. Data is posted in 4-hour increments up to and beyond 24 hours. The system makes no distinction between CLEC resale records and BellSouth retail records.

Calculation

$$\text{E911 Interval} = (a - b)$$

- a = Date and time of batch order completion
- b = Date and time of batch order submission

$$\text{E911 Mean Interval} = (c \div d)$$

- c = Sum of all E911 Intervals
- d = Number of batch orders completed

Report Structure

Reported for the aggregate of CLEC resale updates and BellSouth retail updates

- State
- Region

Data Retained

- Report month
- Aggregate data

SQM Disaggregation - Analog/Benchmark

SQM Level of Disaggregation	Retail Analog/Benchmark
• None	• Parity by Design

SEEM Measure

SEEM Measure		
No	Tier I	
	Tier II	

SEEM Disaggregation - Analog/Benchmark

SEEM Disaggregation	SEEM Analog/Benchmark
• Not Applicable	• Not Applicable

Section 9: Trunk Group Performance

TGP-1: Trunk Group Performance-Aggregate

Definition

The Trunk Group Performance report displays, over a reporting cycle, aggregate, average trunk group blocking data for each hour of each day of the reporting cycle, for both CLEC affecting and BellSouth affecting trunk groups.

Exclusions

- Trunk Groups for which valid data is not available for an entire study period
- Duplicate trunk group information

Business Rules

The purpose of the Trunk Group Performance Report is to provide trunk blocking measurements on CLEC and BellSouth trunk groups for comparison only. It is not the intent of the report that it be used for network management and/or engineering.

Monthly Average Blocking:

- The reporting cycle includes both business and non-business days in a calendar month.
- Monthly average blocking values are calculated for each trunk group for each of the 24 time consistent hours across a reporting cycle.

Aggregate Monthly Blocking:

- Used to compare aggregate blocking across trunk groups which terminate traffic at CLEC points of presence versus BellSouth switches.
- Aggregate monthly blocking data is calculated for each hour of the day across all trunk groups assigned to a category.

Trunk Categorization:

This report displays, over a reporting cycle, aggregate, average blocking data for each hour of a day. Therefore, for each reporting cycle, 24 blocking data points are generated for two aggregate groups of selected trunk groups. These groups are CLEC affecting and BellSouth affecting trunk groups. In order to assign trunk groups to each aggregate group, all trunk groups are first assigned to a category. A trunk group's end points and the type of traffic that is transmitted on it define a category. Selected categories of trunk groups are assigned to the aggregate groups so that trunk reports can be generated. The categories to which trunk groups have been assigned for this report are as follows.

CLEC Affecting Categories:

	Point A	Point B
Category 1:	BellSouth End Office	BellSouth Access Tandem
Category 3:	BellSouth End Office	CLEC Switch
Category 4:	BellSouth Local Tandem	CLEC Switch
Category 5:	BellSouth Access Tandem	CLEC Switch
Category 10:	BellSouth End Office	BellSouth Local Tandem
Category 16:	BellSouth Tandem	BellSouth Tandem

BellSouth Affecting Categories:

	Point A	Point B
Category 9:	BellSouth End Office	BellSouth End Office

Calculation

Monthly Average Blocking:

- For each hour of the day, each day's raw data are summed across all valid measurements days in a report cycle for blocked and attempted calls.
- The sum of the blocked calls is divided by the total number of calls attempted in a reporting period.

Aggregate Monthly Blocking:

- For each hour of the day, the monthly sums of the blocked and attempted calls from each trunk group are separately aggregated over all trunk groups within each assigned category.
- The total blocked calls is divided by the total call attempts within a group to calculate an aggregate monthly blocking for each assigned group.
- The result is an aggregate monthly average blocking value for each of the 24 hours by group.
- The difference between the CLEC and BellSouth affecting trunk groups are also calculated for each hour.

Report Structure

- CLEC Aggregate
- BellSouth Aggregate
 - State

Data Retained

Relating to CLEC Experience	Relating to BellSouth Experience
<ul style="list-style-type: none"> • Report Month • Total Trunk Groups • Number of Trunk Groups by CLEC • Hourly blocking per trunk group • Hourly usage per trunk group • Hourly call attempts per trunk group 	<ul style="list-style-type: none"> • Report Month • Total Trunk Groups • Aggregate Hourly blocking per trunk group • Hourly usage per trunk group • Hourly call attempts per trunk group

SQM Disaggregation - Analog/Benchmark

SQM Level of Disaggregation	Retail Analog/Benchmark:
<ul style="list-style-type: none"> • CLEC aggregate • BellSouth aggregate 	<ul style="list-style-type: none"> • Any 2 hour period in 24 hours where CLEC blockage exceeds BellSouth blockage by more than 0.5% using trunk groups 1, 3, 4, 5, 10, 16 for CLECs and 9 for BellSouth

SEEM Measure

SEEM Measure		
Yes	Tier I	
	Tier II	X

SEEM Disaggregation - Analog/Benchmark

SEEM Disaggregation	SEEM Analog/Benchmark:
<ul style="list-style-type: none"> • CLEC aggregate • BellSouth aggregate 	<ul style="list-style-type: none"> • Any 2 hour period in 24 hours where CLEC blockage exceeds BellSouth blockage by more than 0.5% using trunk groups 1,3,4,5,10,16 for CLECs and 9 for BellSouth

TGP-2: Trunk Group Performance-CLEC Specific

Definition

The Trunk Group Performance report displays, over a reporting cycle, aggregate, average trunk group blocking data for each hour of each day of the reporting cycle, for both CLEC affecting and BellSouth affecting trunk groups.

Exclusions

- Trunk Groups for which valid data is not available for an entire study period
- Duplicate trunk group information

Business Rules

The purpose of the Trunk Group Performance Report is to provide trunk blocking measurements on CLEC and BellSouth trunk groups for comparison only. It is not the intent of the report that it be used for network management and/or engineering.

Monthly Average Blocking:

- The reporting cycle includes both business and non-business days in a calendar month.
- Monthly average blocking values are calculated for each trunk group for each of the 24 time consistent hours across a reporting cycle.

Aggregate Monthly Blocking:

- Used to compare aggregate blocking across trunk groups which terminate traffic at CLEC points of presence versus BellSouth switches.
- Aggregate monthly blocking data is calculated for each hour of the day across all trunk groups assigned to a category.

Trunk Categorization:

- This report displays, over a reporting cycle, aggregate, average blocking data for each hour of a day. Therefore, for each reporting cycle, 24 blocking data points are generated for two aggregate groups of selected trunk groups. These groups are CLEC affecting and BellSouth affecting trunk groups. In order to assign trunk groups to each aggregate group, all trunk groups are first assigned to a category. A trunk group's end points and the type of traffic that is transmitted on it define a category. Selected categories of trunk groups are assigned to the aggregate groups so that trunk reports can be generated. The categories to which trunk groups have been assigned for this report are as follows.

CLEC Affecting Categories:

	Point A	Point B
Category 1:	BellSouth End Office	BellSouth Access Tandem
Category 3:	BellSouth End Office	CLEC Switch
Category 4:	BellSouth Local Tandem	CLEC Switch
Category 5:	BellSouth Access Tandem	CLEC Switch
Category 10:	BellSouth End Office	BellSouth Local Tandem
Category 16:	BellSouth Tandem	BellSouth Tandem

BellSouth Affecting Categories:

	Point A	Point B
Category 9:	BellSouth End Office	BellSouth End Office

Calculation:

Monthly Average Blocking:

- For each hour of the day, each day's raw data are summed across all valid measurements days in a report cycle for blocked and attempted calls.
- The sum of the blocked calls is divided by the total number of calls attempted in a reporting period.

Aggregate Monthly Blocking:

- For each hour of the day, the monthly sums of the blocked and attempted calls from each trunk group are separately aggregated over all trunk groups within each assigned category.
- The total blocked calls is divided by the total call attempts within a group to calculate an aggregate monthly blocking for each assigned group.
- The result is an aggregate monthly average blocking value for each of the 24 hours by group.
- The difference between the CLEC and BellSouth affecting trunk groups are also calculated for each hour.

Report Structure

- CLEC Specific
 - State

Data Retained

Relating to CLEC Experience	Relating to BellSouth Experience
<ul style="list-style-type: none"> • Report Month • Total Trunk Groups • Number of Trunk Groups by CLEC • Hourly blocking per trunk group • Hourly usage per trunk group • Hourly call attempts per trunk group 	<ul style="list-style-type: none"> • Report Month • Total Trunk Groups • Aggregate Hourly blocking per trunk group • Hourly usage per trunk group • Hourly call attempts per trunk group

SQM Disaggregation - Analog/Benchmark

SQM Level of Disaggregation	Retail Analog/Benchmark:
<ul style="list-style-type: none"> • CLEC trunk group 	<ul style="list-style-type: none"> • Any 2 hour period in 24 hours where CLEC blockage exceeds BellSouth blockage by more than 0.5% using trunk groups 1, 3, 4, 5, 10, 16 for CLECs and 9 for BellSouth

SEEM Measure

SEEM Measure		
Yes	Tier I	X
	Tier II	

SEEM Disaggregation - Analog/Benchmark

SEEM Disaggregation	SEEM Analog/Benchmark:
<ul style="list-style-type: none"> • CLEC trunk group • BellSouth trunk group 	<ul style="list-style-type: none"> • Any 2 hour period in 24 hours where CLEC blockage exceeds BellSouth blockage by more than 0.5% using trunk groups 1, 3, 4, 5, 10, 16 for CLECs and 9 for BellSouth

Section 10: Collocation

C-1: Collocation Average Response Time

Definition

Measures the average time (counted in calendar days) from the receipt of a complete and accurate collocation application (including receipt of application fee if required) to the date BellSouth returns a response electronically or in writing. Within 10 calendar days after having received a bona fide application for physical collocation, BellSouth must respond as to whether space is available or not.

Exclusions

Any application canceled by the CLEC

Business Rules

The clock starts on the date that BellSouth receives a complete and accurate collocation application accompanied by the appropriate application fee if required. The clock stops on the date that BellSouth returns a response. The clock will restart upon receipt of changes to the original application request.

Calculation

Response Time = (a - b)

- a = Request Response Date
- b = Request Submission Date

Average Response Time = (c ÷ d)

- c = Sum of all Response Times
- d = Count of Responses Returned within Reporting Period

Report Structure

- Individual CLEC (alias) aggregate
- Aggregate of all CLECs

Data Retained

- Report period
- Aggregate data

SQM Disaggregation - Analog/Benchmark

Level of Disaggregation	Retail Analog/Benchmark
<ul style="list-style-type: none"> • State • Virtual-Initial • Virtual-Augment • Physical Caged-Initial • Physical Caged-Augment • Physical-Cageless-Initial • Physical Cageless-Augment 	<ul style="list-style-type: none"> • Virtual - 20 Calendar Days • Physical Caged - 30 Calendar Days • Physical Cageless - 30 Calendar Days

SEEM Measure

SEEM Measure		
No	Tier I	
	Tier II	

SEEM Disaggregation - Analog/Benchmark

SEEM Disaggregation	SEEM Analog/Benchmark
• Not Applicable	• Not Applicable

C-2: Collocation Average Arrangement Time

Definition

Measures the average time (counted in calendar days) from receipt of a complete and accurate Bona Fide firm order (including receipt of appropriate fee if required) to the date BellSouth completes the collocation arrangement and notifies the CLEC.

Exclusions

Any Bona Fide firm order canceled by the CLEC

Business Rules

The clock starts on the date that BellSouth receives a complete and accurate Bone Fide firm order accompanied by the appropriate fee. The clock stops on the date that BellSouth completes the collocation arrangement and notifies the CLEC.

Calculation

Arrangement Time = (a - b)

- a = Date Collocation Arrangement is Complete
- b = Date Order for Collocation Arrangement Submitted

Average Arrangement Time = (c ÷ d)

- c = Sum of all Arrangement Times
- d = Total Number of Collocation Arrangements Completed during Reporting Period.

Report Structure

- Individual CLEC (alias) aggregate
- Aggregate of all CLECs

Data Retained

- Report period
- Aggregate data

SQM Disaggregation - Retail Analog/Benchmark

SQM Level of Disaggregation	Retail Analog/Benchmark
<ul style="list-style-type: none"> • State • Virtual-Initial • Virtual-Augment • Physical Caged-Initial • Physical Caged-Augment • Physical Cageless-Initial • Physical Cageless-Augment 	<ul style="list-style-type: none"> • Virtual - 50 Calendar Days (Ordinary) • Virtual - 75 Calendar Days (Extraordinary) • Physical Caged - 90 Calendar Days (Ordinary) • Physical Caged - 130 Calendar Days (Extraordinary) • Physical Cageless - 90 Calendar Days (Ordinary) • Physical Cageless - 130 Calendar Days (Extraordinary)

SEEM Measure

SEEM Measure		
No	Tier I	
	Tier II	

SEEM Disaggregation - Analog/Benchmark

SEEM Disaggregation	SEEM Analog/Benchmark:
• Not Applicable	• Not Applicable

C-3: Collocation Percent of Due Dates Missed

Definition

Measures the percent of missed due dates for both virtual and physical collocation arrangements.

Exclusions

Any Bona Fide firm order canceled by the CLEC

Business Rules

Percent Due Dates Missed is the percent of total collocation arrangements which BellSouth is unable to complete by end of the BellSouth committed due date. The clock starts on the date that BellSouth receives a complete and accurate Bona Fide firm order accompanied by the appropriate fee if required. The arrangement is considered a missed due date if it is not completed on or before the committed due date.

Calculation

$$\% \text{ of Due Dates Missed} = (a \div b) \times 100$$

- a = Number of Completed Orders that were not completed within BellSouth Committed Due Date during Reporting Period
- b = Number of Orders Completed in Reporting Period

Report Structure

- Individual CLEC (alias) aggregate
- Aggregate of all CLECs

Data Retained

- Report period
- Aggregate data

SQM Disaggregation - Analog/Benchmark

SQM Level of Disaggregation	Retail Analog/Benchmark
<ul style="list-style-type: none"> • State • Virtual-Initial • Virtual-Augment • Physical Caged-Initial • Physical Caged-Augment • Physical Cageless-Initial • Physical Cageless-Augment 	<ul style="list-style-type: none"> • $\geq 95\%$ on time

SEEM Measure

SEEM Measure		
Yes	Tier I	X
	Tier II	X

SEEM Disaggregation - Analog/Benchmark

SEEM Disaggregation	SEEM Analog/Benchmark
<ul style="list-style-type: none"> • All Collocation Arrangements 	<ul style="list-style-type: none"> • $\geq 95\%$ on time.

Section 11: Change Management

CM-1: Timeliness of Change Management Notices

Definition

Measures whether CLECs receive required software release notices on time to prepare for BellSouth interface/system changes so CLEC interfaces are not impaired by change.

Exclusions

- Changes to release dates for reasons outside BellSouth control, such as the system software vendor changes. For example: a patch to fix a software problem.
- Type 6 Change Requests (Defects/Expedites), as defined by the Change Control Process (CCP)

Business Rules

This metric is designed to measure the percent of change management notices sent to the CLECs according to notification standards and time frames set forth in the Change Control Process. The CCP is used by BellSouth and the CLECs to manage requested changes to the BellSouth Local Interfaces.

The clock starts on the notification date. The clock stops on the software release date. When project events occur (scope changes, analysis information, etc.), the software release date may change. A revised notification would be required and the clock would restart. Based on release constraints for defects/expedites, notification may be less than the agreed upon interval in the CCP for new features.

Calculation

Timeliness of Change Management Notices = $(a \div b) \times 100$

- a = Total number of Change Management Notifications Sent Within Required Time frames
- b = Total Number of Change Management Notifications Sent

Report Structure

- BellSouth Aggregate

Data Retained

- Report Period
- Notice Date
- Release Date

SQM Level of Disaggregation - Analog/Benchmark

SQM Level of Disaggregation	Retail Analog/Benchmark:
• Region	• 95% \geq 30 days of Release

SEEM Measure

SEEM Measure		
Yes	Tier I	
	Tier II	X

SEEM Disaggregation - Analog/Benchmark

SEEM Disaggregation	SEEM Analog/Benchmark
• Region	• 95% \geq 30 days of Release

CM-2: Change Management Notice Average Delay Days

Definition

Measures the average delay days for change management system release notices sent outside the time frame set forth in the Change Control Process.

Exclusions

- Changes to release dates for reasons outside BellSouth control, such as the system vendor
- Type 6 Change Requests (Defects/Expedites), as defined by the Change Control Process

Business Rules

This metric is designed to measure the percent of change management notices sent to the CLECs according to notification standards and time frames set forth in the Change Control Process. The CCP is used by BellSouth and the CLECs to manage requested changes to the BellSouth Local Interfaces.

The clock starts on the notification due date. The clock stops on the software release date. When project events occur (scope changes, analysis information, etc.), the software release date may change. A revised notification would be required and the clock would restart. Based on release constraints for defects/expedites, notification may be less than the agreed upon interval in the CCP for new features.

Calculation

Change Management Notice Delay Days = (a - b)

- a = Date Notice Sent
- b = Date Notice Due

Change Management Notice Average Delay Days = (c ÷ d)

- c = Sum of all Change Management Notice Delay Days
- d = Total Number of Notices Sent Late

Report Structure

- BellSouth Aggregate

Data Retained

- Report Period
- Notice Date
- Release Date

SQM Disaggregation - Analog/Benchmark

SQM Level of Disaggregation:	Retail Analog/Benchmark:
• Region	• 90% ≤ 8 Days

SEEM Measure

SEEM Measure		
No	Tier I	
	Tier II	

SEEM Disaggregation - Analog/Benchmark

SEEM Disaggregation	SEEM Analog/Benchmark
• Not Applicable	• Not Applicable

CM-3: Timeliness of Documents Associated with Change

Definition

Measures whether CLECs received requirements or business rule documentation on time to prepare for BellSouth interface/system changes so CLEC interfaces are not impaired by change.

Exclusions

- Documentation for release dates that slip less than 30 days for reasons outside BellSouth control, such as changes due to Regulatory mandate or CLEC request.
- Type 6 Change Requests (Defects/Expedites), as defined by the Change Control Process.

Business Rules

This metric is designed to measure the percent of requirements or business rule documentation sent to the CLECs according to documentation standards and time frames set forth in the Change Control Process. The CCP is used by BellSouth and the CLECs to manage requested changes to the BellSouth Local Interfaces.

The clock starts on the business rule documentation release date. The clock stops on the software release date. When project events occur (scope changes, analysis information, etc.), the software release date may change. Revisions to documentation could be required and the clock would restart.

Calculation

$$\text{Timeliness of Documents Associated with Change} = (a \div b) \times 100$$

- a = Change Management Documentation Sent Within Required Time frames after Notices
- b = Total Number of Change Management Documentation Sent

Report Structure

- BellSouth Aggregate

Data Retained

- Report Period
- Notice Date
- Release Date

SQM Level of Disaggregation - Analog/Benchmark

SQM Level of Disaggregation	Retail Analog/Benchmark
<ul style="list-style-type: none"> • Region 	<ul style="list-style-type: none"> • 95% ≥ 30 days if new features coding is required • 95% ≥ 5 days for documentation defects, corrections or clarifications

SEEM Measure

SEEM Measure		
Yes	Tier I	
	Tier II	X

SEEM Disaggregation - Analog/Benchmark

SEEM Disaggregation	SEEM Analog/Benchmark
<ul style="list-style-type: none"> • Region 	<ul style="list-style-type: none"> • 95% ≥ 30 days of the change

CM-4: Change Management Documentation Average Delay Days

Definition

Measures the average delay days for requirements or business rule documentation sent outside the time frames set forth in the Change Control Process.

Exclusions

- Documentation for release dates that slip less than 30 days for reasons outside BellSouth control, such as changes due to Regulatory mandate or CLEC request.
- Type 6 Change Requests (Defects/Expedites), as defined by the Change Control Process.

Business Rules

This metric is designed to measure the percent of requirements or business rule documentation sent to the CLECs according to documentation standards and time frames set forth in the Change Control Process. The CCP is used by BellSouth and the CLECs to manage requested changes to the BellSouth Local Interfaces.

The clock starts on the business rule documentation release date. The clock stops on the software release date. When project events occur (scope changes, analysis information, etc.), the software release date may change. Revisions to documentation could be required and the clock would restart.

Calculation

Change Management Documentation Delay Days = (a - b)

- a = Date Documentation Provided
- b = Date Documentation Due

Change Management Documentation Average Delay Days = (c ÷ d)

- c = Sum of all CM Documentation Delay Days
- d = Total Change Management Documents Sent

Report Structure

- BellSouth Aggregate

Data Retained

- Report Period
- Notice Date
- Release Date

SQM Level of Disaggregation - Analog/Benchmark

SQM Level of Disaggregation	Retail Analog/Benchmark:
• Region	• 90% ≤ 8 Days

SEEM Measure

SEEM Measure		
No	Tier I	
	Tier II	

SEEM Disaggregation - Analog/Benchmark

SEEM Disaggregation	SEEM Analog/Benchmark
• Not Applicable	• Not Applicable

CM-5: Notification of CLEC Interface Outages

Definition

Measures the time it takes BellSouth to notify the CLEC of an outage of an interface.

Exclusions

None

Business Rules

This measure is designed to notify the CLEC of interface outages within 15 minutes of BellSouth's verification that an outage has taken place. This metric will be expressed as a percentage.

Calculation

Notification of CLEC Interface Outages = $(a \div b) \times 100$

- a = Number of Interface Outages where CLECS are notified within 15 minutes
- b = Total Number of Interface Outages

Report Structure

- CLEC Aggregate

Data Retained

Relating to CLEC Experience	Relating to BellSouth Experience
<ul style="list-style-type: none"> • Number of Interface Outages • Number of Notifications \leq 15 minutes 	<ul style="list-style-type: none"> • Not Applicable

SQM Level of Disaggregation - Analog/Benchmark

SQM Level of Disaggregation	Retail Analog/Benchmark
<ul style="list-style-type: none"> • By interface type for all interfaces accessed by CLECs 	<ul style="list-style-type: none"> • 97% in 15 Minutes

Interface	Applicable to
EDI	CLEC
CSOTS	CLEC
LENS	CLEC
TAG	CLEC
ECTA	CLEC
TAFI	CLEC/BellSouth

SEEM Measure

SEEM Measure		
No	Tier I	
	Tier II	

SEEM Disaggregation - Analog/Benchmark

SEEM Disaggregation	SEEM Analog/Benchmark
• Not Applicable	• Not Applicable

Appendix A: Reporting Scope

A-1: Standard Service Groupings

See individual reports in the body of the SQM.

A-2: Standard Service Order Activities

These are the generic BellSouth/CLEC service order activities which are included in the Pre-Ordering, Ordering, and Provisioning sections of this document. It is not meant to indicate specific reporting categories.

Service Order Activity Types

- Service Migrations Without Changes
- Service Migrations With Changes
- Move and Change Activities
- Service Disconnects (Unless noted otherwise)
- New Service Installations

Pre-Ordering Query Types

- Address
- Telephone Number
- Appointment Scheduling
- Customer Service Record
- Feature Availability
- Service Inquiry

Maintenance Query Types:

TAFI - TAFI queries the systems below

- CRIS
- March
- Predictor
- LMOS
 - DLR
 - DLETH
 - LMOSupd
- LNP
- NIW
- OSPCM
- SOCS

Report Levels

- CLEC RESH
- CLEC State
- CLEC Region
- Aggregate CLEC State

- Aggregate CLEC Region
- BellSouth State
- BellSouth Region

Appendix B: Glossary of Acronyms and Terms

Symbols used in calculations

- Σ A mathematical symbol representing the sum of a series of values following the symbol.
- A mathematical operator representing subtraction.
- + A mathematical operator representing addition.
- \div A mathematical operator representing division.
- < A mathematical symbol that indicates the metric on the left of the symbol is less than the metric on the right.
- \leq A mathematical symbol that indicates the metric on the left of the symbol is less than or equal to the metric on the right.
- > A mathematical symbol that indicates the metric on the left of the symbol is greater than the metric on the right.
- \geq A mathematical symbol that indicates the metric on the left of the symbol is greater than or equal to the metric on the right.
- () Parentheses, used to group mathematical operations which are completed before operations outside the parentheses.

A

ACD: Automatic Call Distributor - A service that provides status monitoring of agents in a call center and routes high volume incoming telephone calls to available agents while collecting management information on both callers and attendants.

Aggregate: Sum total of all items in like category, e.g. CLEC aggregate equals the sum total of all CLECs' data for a given reporting level.

ALEC: Alternative Local Exchange Company = FL CLEC

ADSL: Asymmetrical Digital Subscriber Line

ASR: Access Service Request - A request for access service terminating delivery of carrier traffic into a Local Exchange Carrier's network.

ATLAS: Application for Telephone Number Load Administration System - The BellSouth Operations System used to administer the pool of available telephone numbers and to reserve selected numbers from the pool for use on pending service requests/service orders.

ATLASTN: ATLAS software contract for Telephone Number.

Auto Clarification: The number of LSRs that were electronically rejected from LESOG and electronically returned to the CLEC for correction.

B

BFR: Bona Fied Request

BILLING: The process and functions by which billing data is collected and by which account information is processed in order to render accurate and timely billing.

BOCRIS: Business Office Customer Record Information System (Front-end to the CRIS database.)

BRI: Basic Rate ISDN

BRC: Business Repair Center – The BellSouth Business Systems trouble receipt center which serves large business and CLEC customers.

BellSouth : BellSouth Telecommunications, Inc.

C

CABS: Carrier Access Billing System

CCC: Coordinated Customer Conversions

CCP: Change Control Process

Centrex: A business telephone service, offered by local exchange carriers, which is similar to a Private Branch Exchange (PBX) but the switching equipment is located in the telephone company Central Office (CO).

CKTID: A unique identifier for elements combined in a service configuration

CLEC: Competitive Local Exchange Carrier

CLP: Competitive Local Provider = NC CLEC

CM: Change Management

CMDS: Centralized Message Distribution System - Telcordia administered national system used to transfer specially formatted messages among companies.

COFFI: Central Office Feature File Interface - Provides information about USOCs and class of service. COFFI is a part of DOE/SONGS. It indicates all services available to a customer.

CRIS: Customer Record Information System - The BellSouth proprietary corporate database and billing system for non-access customers and services.

CRSACCTS: CRIS software contract for CSR information

CRSG: Complex Resale Support Group

C-SOTS: CLEC Service Order Tracking System

CSR: Customer Service Record

CTTG: Common Transport Trunk Group - Final trunk groups between BellSouth & Independent end offices and the BellSouth access tandems.

D

DA: Directory Assistance

DESIGN: Design Service is defined as any Special or Plain Old Telephone Service Order which requires BellSouth Design Engineering Activities.

DISPOSITION & CAUSE: Types of trouble conditions, e.g. No Trouble Found, Central Office Equipment, Customer Premises Equipment, etc.

DLETH: Display Lengthy Trouble History - A history report that gives all activity on a line record for trouble reports in LMOS.

DLR: Detail Line Record - All the basic information maintained on a line record in LMOS, e.g. name, address, facilities, features etc.

DS-0: The worldwide standard speed for one digital voice signal (64000 bps).

DS-1: 24 DS-0s (1.544Mb/sec., i.e. carrier systems)

DOE: Direct Order Entry System - An internal BellSouth service order entry system used by BellSouth Service Representatives to input business service orders in BellSouth format.

DSAP: DOE (Direct Order Entry) Support Application - The BellSouth Operations System which assists a Service Representative or similar carrier agent in negotiating service provisioning commitments for non-designed services and Unbundled Network Elements.

DSAPDDI: DSAP software contract for schedule information.

DSL: Digital Subscriber Line

DUI: Database Update Information

E

E911: Provides callers access to the applicable emergency services bureau by dialing a 3-digit universal telephone number.

EDI: Electronic Data Interchange - The computer-to-computer exchange of inter and/or intra-company business documents in a public standard format.

ESSX: BellSouth Centrex Service

F

Fatal Reject: The number of LSRs that were electronically rejected from LEO, which checks to see if the LSR has all the required fields correctly populated.

Flow-Through: In the context of this document, LSRs submitted electronically via the CLEC mechanized ordering process that flow through to the BellSouth OSS without manual or human intervention.

FOC: Firm Order Confirmation - A notification returned to the CLEC confirming that the LSR has been received and accepted, including the specified commitment date.

FX: Foreign Exchange

G**H**

HAL: “Hands Off” Assignment Logic - Front end access and error resolution logic used in interfacing BellSouth Operations Systems such as ATLAS, BOCRIS, LMOS, PSIMS, RSAG and SOCS.

HALCRIS: HAL software contract for CSR information

HDSL: High Density Subscriber Loop/Line

I

ILEC: Incumbent Local Exchange Company

INP: Interim Number Portability

ISDN: Integrated Services Digital Network

IPC: Interconnection Purchasing Center

L

LAN: Local Area Network

LAUTO: The automatic processor in the LNP Gateway that validates LSRs and issues service orders.

LCSC: Local Carrier Service Center - The BellSouth center which is dedicated to handling CLEC LSRs, ASRs, and Pre-ordering transactions along with associated expedite requests and escalations.

Legacy System: Term used to refer to BellSouth Operations Support Systems (see OSS)

LENS: Local Exchange Negotiation System - The BellSouth LAN/web server/OS application developed to provide both preordering and ordering electronic interface functions for CLECs.

LEO: Local Exchange Ordering - A BellSouth system which accepts the output of EDI, applies edit and formatting checks, and reformats the Local Service Requests in BellSouth Service Order format.

LERG: Local Exchange Routing Guide

LESOG: Local Exchange Service Order Generator - A BellSouth system which accepts the service order output of LEO and enters the Service Order into the Service Order Control System using terminal emulation technology.

LFACS: Loop Facilities Assessment and Control System

LIDB: Line Information Database

LMOS: Loop Maintenance Operations System - A BellSouth Operations System that stores the assignment and selected account information for use by downstream OSS and BellSouth personnel during provisioning and maintenance activities.

LMOS HOST: LMOS host computer

LMOSupd: LMOS updates

LMU: Loop Make-up

LMUS: Loop Make-up Service Inquiry

LNP: Local Number Portability - In the context of this document, the capability for a subscriber to retain his current telephone number as he transfers to a different local service provider.

LOOPS : Transmission paths from the central office to the customer premises.

LRN: Location Routing Number

LSR: Local Service Request – A request for local resale service or unbundled network elements from a CLEC.

M

Maintenance & Repair: The process and function by which trouble reports are passed to BellSouth and by which the related service problems are resolved.

MARCH: BellSouth Operations System which accepts service orders, interprets the coding contained in the service order image, and constructs the specific switching system Recent Change command messages for input into end office switches.

N

NBR: New Business Request

NC: “No Circuits” - All circuits busy announcement.

NIW: Network Information Warehouse

NMLI: Native Mode LAN Interconnection

NPA: Numbering Plan Area

NXX: The “exchange” portion of a telephone number.

O

OASIS: Obtain Availability Services Information System - A BellSouth front-end processor, which acts as an interface between COFFI and RNS. This system takes the USOCs in COFFI and translates them to English for display in RNS.

OASISBSN: OASIS software contract for feature/service

OASISCAR: OASIS software contract for feature/service

OASISLPC: OASIS software contract for feature/service

OASISMTN: OASIS software contract for feature/service

OASISNET: OASIS software contract for feature/service

OASISOCP: OASIS software contract for feature/service

ORDERING: The process and functions by which resale services or unbundled network elements are ordered from BellSouth as well as the process by which an LSR or ASR is placed with BellSouth.

OSPCM: Outside Plant Contract Management System - Provides Scheduling Information.

OSS: Operations Support System - A support system or database which is used to mechanize the flow or performance of work. The term is used to refer to the overall system consisting of hardware complex, computer operating system(s), and application which is used to provide the support functions.

OUT OF SERVICE: Customer has no dial tone and cannot call out.

P

PMAP: Performance Measurement Analysis Platform

PON: Purchase Order Number

POTS: Plain Old Telephone Service

PREDICTOR: The BellSouth Operations system which is used to administer proactive maintenance and rehabilitation activities on outside plant facilities, provide access to selected work groups (e.g. RRC & BRC) to Mechanized Loop Testing and switching system I/O ports, and provide certain information regarding the attributes and capabilities of outside plant facilities.

Preordering: The process and functions by which vital information is obtained, verified, or validated prior to placing a service request.

PRI: Primary Rate ISDN

Provisioning: The process and functions by which necessary work is performed to activate a service requested via an LSR or ASR and to initiate the proper billing and accounting functions.

PSIMS: Product/Service Inventory Management System - A BellSouth database Operations System which contains availability information on switching system features and capabilities and on BellSouth service availability. This database is used to verify the availability of a feature or service in an NXX prior to making a commitment to the customer.

PSIMSORB: PSIMS software contract for feature/service.

Q

R

RNS: Regional Negotiation System - An internal BellSouth service order entry system used by BellSouth Consumer Services to input service orders in BellSouth format.

ROS: Regional Ordering System

RRC: Residence Repair Center - The BellSouth Consumer Services trouble receipt center which serves residential customers.

RSAG: Regional Street Address Guide - The BellSouth database, which contains street addresses validated to be accurate with state and local governments.

RSAGADDR: RSAG software contract for address search.

RSAGTN: RSAG software contract for telephone number search.

S

SAC: Service Advocacy Center

SEEM: Self Effectuating Enforcement Mechanism

SOCS: Service Order Control System - The BellSouth Operations System which routes service order images among BellSouth drop points and BellSouth Operations Systems during the service provisioning process.

SOIR: Service Order Interface Record - any change effecting activity to a customer account by service order that impacts 911/E911

SONGS: Service Order Negotiation and Generation System.

T

TAFI: Trouble Analysis Facilitation Interface - The BellSouth Operations System that supports trouble receipt center personnel in taking and handling customer trouble reports.

TAG: Telecommunications Access Gateway – TAG was designed to provide an electronic interface, or machine-to-machine interface for the bi-directional flow of information between BellSouth's OSSs and participating CLECs.

TN: Telephone Number

Total Manual Fallout: The number of LSRs which are entered electronically but require manual entering into a service order generator.

U

UNE: Unbundled Network Element

UCL: Unbundled Copper Link

USOC: Universal Service Order Code

V

W

WATS: Wide Area Telephone Service

WFA: Work Force Administration

WMC: Work Management Center

WTN: Working Telephone Number.

X

Y

Z

Appendix C: BellSouth Audit Policy

C-1: BellSouth's Internal Audit Policy

BellSouth's internal efforts to make certain that the reports produced by the PMAP platform are of the highest accuracy has been formalized into a Performance Measurements Quality Assurance Plan (PMQAP) that documents and augments existing quality assurance processes integral to the production and validation of Performance Measurements data.

The plan consists of three sections:

1. Change Control addresses the quality assurance steps involved in the introduction of new measurements and changes to existing measurements.
2. Production addresses the quality assurance steps used to create monthly SQM reports.
3. Monthly Validation addresses the quality assurance steps used to ensure accurate posting of monthly results.

The BellSouth PMQAP will ensure that BellSouth effectively and consistently provides accurate performance measurements data for the activities included in the SQM. The BellSouth Internal Audit department will audit this plan and its quality assurance steps annually, beginning in 4Q01.

C-2: BellSouth's External Audit Policy

BellSouth currently provides many CLECs with audit rights as a part of their individual interconnection agreements. BellSouth has developed a proposed Audit Plan for use by the parties to an audit. If requested by a Public Service Commission or by a CLEC exercising contractual audit rights, BellSouth will agree to undergo a comprehensive audit of the current year aggregate level reports for both BellSouth and the CLECs for each of the next five (5) years (2001 - 2005), to be conducted by an independent third party auditor. The results of audits will be made available to all the parties subject to proper safeguards to protect proprietary information. Requested audits include the following specifications:

1. The cost shall be borne 50% by BellSouth and 50% by the CLECs.
2. The independent third party auditor shall be selected with input from BellSouth, the PSC, if applicable, and the CLEC(s).
3. BellSouth, the PSC and the CLECs shall jointly determine the scope of the audit.

These comprehensive audits are intended to provide the basis for the PSCs and CLECs to determine that the SQM and PMAP produce accurate data that reflects each States Order for performance measurements. Once this has been verified by an initial audit, the BellSouth PMQAP will provide the basis for future audits.

**AMENDMENT
TO THE
AGREEMENT BETWEEN
XSPEDIUS CORPORATION AND
BELLSOUTH TELECOMMUNICATIONS, INC.
DATED JANUARY 1, 2000**

Pursuant to this Agreement, (the "Amendment"), Xspedius Corporation, ("Xspedius"), a Delaware corporation on behalf of itself, and BellSouth Telecommunications, Inc. ("BellSouth"), a Georgia corporation, having an office at 675 W. Peachtree Street, Atlanta, Georgia, 30375, on behalf of itself, hereinafter referred to collectively as the "Parties," hereby agree to amend that certain Physical Collocation Master Agreement between the Parties dated January 1, 2000 ("Agreement").

WHEREAS, BellSouth and Xspedius entered into the Agreement on January 1, 2000, and;

WHEREAS, the Parties desire to amend the Agreement to change Use of Space, Equipment Type, Shared Use, Co-Carrier Cross Connect, Acceptance Walk Through, and Power language; and to change Cross Connect Rates for the states of Alabama, Florida, Georgia, Kentucky, Louisiana, Mississippi, North Carolina, South Carolina and Tennessee.

NOW THEREFORE, in consideration of the mutual provisions contained herein and other good and valuable consideration, the receipt and sufficiency of which are hereby acknowledged, the Parties hereby covenant and agree as follows:

1. The Parties agree that Attachment 4-Physical Collocation of the Interconnection Agreement between Xspedius and BellSouth is hereby amended to replace Section 1.3 with the following:

1.3 Use of Space. Xspedius shall use the Collocation Space for the purposes of installing, maintaining and operating Xspedius' equipment (to include testing, monitoring and remote management of equipment) necessary for interconnection with BellSouth services and facilities or for accessing BellSouth unbundled network elements for the provision of telecommunications services, as specifically set forth in this Attachment. The Collocation Space may be used for no other purposes except as specifically described herein or in any amendment hereto.

2. The Parties agree that Attachment 4-Physical Collocation of the Interconnection Agreement between Xspedius and BellSouth is hereby amended to replace Section 5.1 with the following:

5.1 Equipment Type. BellSouth permits the collocation of any type of equipment necessary for interconnection to BellSouth's network or for access to BellSouth's unbundled network elements in the provision of telecommunications services, as the term "necessary" is defined by FCC 47 C.F.R. Section 51.323 (b). The primary purpose and function of any equipment collocated in a Premises must be for interconnection to BellSouth's network or for access to BellSouth's unbundled

network elements in the provision of telecommunications services, and does not disallow CLEC to CLEC cross connects to accomplish same.

5.1.1 Examples of equipment that would not be considered necessary include but are not limited to: Traditional circuit switching equipment, equipment used exclusively for call-related databases, computer servers used exclusively for providing information services, operations support system (OSS) equipment used to support CLEC network operations, equipment that generates customer orders, manages trouble tickets or inventory, or stores customer records in centralized databases, etc. BellSouth will determine upon receipt of an application if the requested equipment is necessary based on the criteria established by the FCC. Multifunctional equipment placed on BellSouth's Premises must not place any greater relative burden on BellSouth's property than comparable single-function equipment. BellSouth reserves the right to permit collocation of any equipment on a nondiscriminatory basis.

5.1.2 Such equipment must, at a minimum, meet the following Telcordia Network Equipment Building Systems (NEBS) General Equipment Requirements: Criteria Level 1 requirements as outlined in the Telcordia Special Report SR-3580, Issue 1; equipment design spatial requirements per GR-63-CORE, Section 2; thermal heat dissipation per GR-063-CORE, Section 4, Criteria 77-79; acoustic noise per GR-063-CORE, Section 4, Criterion 128, and National Electric Code standards. Except where otherwise required by a Commission, BellSouth shall comply with the applicable FCC rules relating to denial of collocation based on Xspedius' failure to comply with this Section. BellSouth shall be held to these same standards, no more no less than Xspedius equipment. If there is a question as to Xspedius' equipment, BellSouth must produce records and/or statements stating that its equipment in the central office is up to the standards BellSouth is demanding of Xspedius' equipment.

5.1.3 Xspedius shall not use the Collocation Space for marketing purposes nor shall it place any identifying signs or markings in the area surrounding the Collocation Space or on the grounds of the BellSouth Premises.

5.1.4 Xspedius shall place a plaque or other identification affixed to Xspedius' equipment necessary to identify Xspedius' equipment, including a list of emergency contacts with telephone numbers.

3. The Parties agree that Attachment 4-Physical Collocation of the Interconnection Agreement between Xspedius and BellSouth is hereby amended to replace Section 5.3 with the following:

5.3 Shared Use. Xspedius may utilize spare capacity on an existing interconnector entrance facility for the purpose of providing an entrance facility to Xspedius' collocation arrangement within the same BellSouth Premises. BellSouth shall allow the splice, provided that the fiber is non-working fiber. Xspedius must arrange with BellSouth for BellSouth to splice the Xspedius provided riser cable

to the spare capacity on the entrance facility. The rates set forth in Exhibit A will apply. If Xspedius desires to allow another CLEC to use its entrance facilities, additional rates, terms and conditions will apply and shall be negotiated between the Parties.

4. The Parties agree that Attachment 4-Physical Collocation of the Interconnection Agreement between Xspedius and BellSouth is hereby amended to replace Section 5.6 with the following:

- 5.6 Co-Carrier Cross Connect (CCXC). The primary purpose of collocating CLEC equipment is to interconnect with BellSouth's network or access BellSouth's unbundled network elements for the provision of telecommunications services. BellSouth will permit Xspedius to interconnect between its virtual or physical collocation arrangements and those of another collocated CLEC whose Agreement contains rates, terms and conditions for CCXC language. At no point in time shall Xspedius use the Collocation Space for the sole or primary purpose of cross connecting to other CLECs.

- 5.6.1 Xspedius must use a BellSouth Certified Supplier to place the CCXC. The CCXC shall be provisioned through facilities owned by Xspedius. Such connections to other carriers may be made using either optical or electrical facilities. Xspedius may deploy such optical or electrical connections directly between its own facilities and the facilities of other CLEC(s) without being routed through BellSouth equipment. If either collocation arrangement is a virtual collocation arrangement, the CLEC having the virtual collocation arrangement must either have sufficient terminations for the CCXC cable or must provide additional termination equipment in its arrangement. Xspedius and the other CLEC shall not intermingle their equipment within a virtual collocation arrangement. Xspedius may not self-provision CCXC on any BellSouth distribution frame, Pot Bay, DSX or LGX. Xspedius is responsible for ensuring the integrity of the signal.

- 5.6.2 Xspedius shall be responsible for providing written authorization to BellSouth from the other CLEC prior to installing the CCXC. Xspedius-provisioned CCXC shall utilize common cable support structure. There will be a recurring charge per linear foot, per cable of common cable support structure used. In the case of two contiguous caged collocation arrangements, Xspedius may have the option of constructing its own dedicated support structure.

- 5.6.3 To order CCXCs Xspedius must submit an Initial Application or Subsequent Application.

5. The Parties agree that Attachment 4-Physical Collocation of the Interconnection Agreement between Xspedius and BellSouth is hereby amended to replace Section 6.4.3 with the following:

- 6.4.3 Acceptance Walk Through. Xspedius will schedule and complete an acceptance walkthrough of each Collocation Space with BellSouth within

fifteen (15) calendar days of BellSouth's notifying Xspedius that the collocation space is ready for occupancy ("Space Ready Date"). In the event that Xspedius fails to complete an acceptance walkthrough within this fifteen (15) day interval, the Collocation Space shall be deemed accepted by Xspedius. BellSouth will correct any deviations to Xspedius' original or jointly amended requirements within seven (7) calendar days after the walkthrough, unless the Parties jointly agree upon a different time frame.

6. The Parties agree that Attachment 4-Physical Collocation of the Interconnection Agreement between Xspedius and BellSouth is hereby amended to replace Section 6.4.3 with the following:

- 7.5 Power. BellSouth shall make available -48 Volt (-48V) DC power for Xspedius' Collocation Space at a BellSouth Power Board or BellSouth Battery Distribution Fuse Bay (BDFB) at Xspedius' option within the Premises.

- 7.5.1 Recurring charges for -48V DC power will be assessed per ampere per month based upon the BellSouth Certified Supplier engineered and installed power feed fused ampere capacity. Rates include redundant feeder fuse positions (A&B) and common cable rack to Xspedius' equipment or space enclosure. Recurring power charges begin on the Space Acceptance Date or on the date Xspedius first occupies the Collocation Space, whichever is first, whether for new service, power upgrade, or power reduction. If Xspedius fails to schedule and complete an acceptance walk through within fifteen (15) calendar days after BellSouth releases the space for occupancy, BellSouth shall begin billing Xspedius for recurring charges as of the sixteenth day after the Space Ready Date. When obtaining power from a BDFB, fuses and power cables (A&B) must be engineered (sized), and installed by Xspedius' BellSouth Certified Supplier. When obtaining power from a BellSouth power board, power cables (A&B) must be engineered (sized), and installed by Xspedius' BellSouth Certified Supplier. Xspedius is responsible for contracting with a BellSouth Certified Supplier for power distribution feeder cable runs from a BellSouth BDFB or power board to Xspedius' equipment. Xspedius has the option of having as their DC power. In BellSouth Premises with multiple BDFBs the determination of which BellSouth BDFB to be used to provide DC power to Xspedius will be at BellSouth's sole, but reasonable, discretion. The BellSouth Certified Supplier contracted by Xspedius must provide BellSouth a copy of the engineering power specification prior to the day on which Xspedius' equipment becomes operational. BellSouth will provide the common power feeder cable support structure between the BellSouth BDFB or power board and Xspedius' arrangement area. Xspedius shall contract with a BellSouth Certified Supplier who will be responsible for the following: dedicated power cable support structure within Xspedius' arrangement, power cable feeds, and terminations of cable. Any terminations at a BellSouth power board must be performed by a BellSouth Certified Supplier. Xspedius shall comply with all applicable

National Electric Code (NEC), BellSouth TR73503, Telcordia and ANSI Standards regarding power cabling.

- 7.5.2 Xspedius has the option to add its own dedicated power plant; provided, however, that such work shall be performed by a BellSouth Certified Supplier who shall comply with BellSouth's guidelines and specifications. Where the addition of Xspedius' dedicated power plant results in construction of a new power plant room, upon termination of Xspedius' right to occupy collocation space at such site, Xspedius shall have the right to remove its equipment from the power plant room, but shall otherwise leave the room intact.
- 7.5.3 If Xspedius elects to install its own DC Power Plant, Xspedius has the option to contract with the local electrical utility to provide Xspedius' AC power requirements or to have BellSouth provide AC power to feed Xspedius' DC Power Plant. If BellSouth provides the AC power the charges for the AC power will be assessed per breaker ampere per month. Rates include the provision of commercial and standby AC power. When obtaining power from a BellSouth service panel, protection devices and power cables must be engineered (sized), and installed by Xspedius' BellSouth Certified Supplier except that BellSouth shall engineer and install protection devices and power cables for Adjacent Collocation. Xspedius' BellSouth Certified Supplier must also provide a copy of the engineering power specification prior to the equipment becoming operational. Charges for AC power shall be assessed pursuant to the rates specified in Exhibit C. AC power voltage and phase ratings shall be determined on a per location basis. At Xspedius' option, Xspedius may arrange for AC power in an Adjacent Collocation arrangement from a retail provider of electrical power.
- 7.5.4 In Tennessee, Recurring charges for -48V DC power consumption will be assessed per ampere per month based upon the engineered and installed power feed fused ampere capacity. Rates include redundant feeder fuse positions (A&B) and common cable rack to Xspedius' equipment or space enclosure. Xspedius shall contract with a Certified Supplier who will be responsible for the following: dedicated power cable support structure within Xspedius' arrangement and terminations of cable within the collocation space.
- 7.5.5 In Tennessee, non-recurring charges for -48V DC power distribution will be based on the common power feeder cable support structure between the BellSouth BDFB and Xspedius' arrangement area.
- 7.5.6 In Alabama, Louisiana and South Carolina, Xspedius has the option to purchase power directly from an electric utility company. Under such an option, Xspedius is responsible for contracting with the electric utility company for its own power feed and meter, and is financially responsible for purchasing all equipment necessary to accomplish the arrangement, including inverters, batteries, power boards, bus bars, BDFBs, backup

power supplies and cabling. The actual work to install this arrangement must be performed by a BellSouth Certified Supplier hired by Xspedius. Xspedius' BellSouth Certified Supplier must comply with all applicable safety codes, including the National Electric Safety Codes, in installing this power arrangement. Any floor space, cable racking, etc utilized by Xspedius in provisioning said power will be billed on an ICB basis.

7.5.7 In Alabama, if Xspedius is currently served from the BellSouth power board and requests to be connected to a BellSouth BDFB Xspedius must submit a Subsequent Application. BellSouth must respond to such application within seven (7) calendar days and no application fee will apply.

7. The Parties agree that Attachment 4-Physical Collocation of the Interconnection Agreement between Xspedius and BellSouth is hereby amended to replace Exhibit A: Rates with Exhibit A attached hereto for the States of Alabama, Florida, Georgia, Kentucky, Louisiana, Mississippi, North Carolina, South Carolina and Tennessee:

**BELLSOUTH/XSPEDIUS RATES – ALABAMA
PHYSICAL COLLOCATION**

Rates marked with an asterisk (*) are interim and are subject to true-up

USOC	Rate Element Description	Unit	Recurring Rate (RC)	Non-Recurring Rate (NRC)
PE1BA	Application Fee	Per Request	NA	\$7124.00 Disconnect Charge \$1.73
PE1CA	Subsequent Application Fee (Note 1)	Per Request	NA	\$1600.00 Minimum
PE1BB	Space Preparation Fee (Note 2)			
	Mechanical / HVAC*	Per ton (one ton minimum)		\$2,400.00
	Ground Bar*	Per arrangement		\$720.00
	Project Management*	Per arrangement		\$1675.00
	Cable Racking / Fiber Duct	Per arrangement, square foot		ICB
	Frame / Aisle Lighting	Per arrangement, square foot		ICB
	Framework Ground Conductors	Per arrangement		ICB
USOC	Rate Element Description	Unit	Recurring	Non-Recurring

			Rate (RC)	Rate (NRC)
PE1BW	Space Enclosure (Note 3) <i>Requested Prior to 6/1/99</i> Welded Wire-mesh	Per first 100 sq. ft.	\$189.86	NA
PE1C	Welded Wire-mesh	Per add'l 50 sq. ft.	\$19.29	NA
W				
PE1PJ	Floor Space	Per square foot	\$3.85	NA
PE1BD	Cable Installation	Per Cable	NA	\$2,335.00 Disconnect Charge \$54.39
PE1PM	Cable Support Structure	Per entrance cable	\$23.23	NA
PE1PL	Power -48V DC Power	Per amp	\$7.14	ICB
PE1FB	120V AC Power single phase*	Per breaker amp	\$5.50	ICB
PE1FD	240V AC Power single phase*	Per breaker amp	\$11.00	ICB
PE1FE	120V AC Power three phase*	Per breaker amp	\$16.50	ICB
PE1FG	270V AC Power three phase*	Per breaker amp	\$38.20	ICB
PE1P2	Cross Connects 2-wire	Per Cross Connect	\$0.031	First / Additional \$33.68/\$31.79
PE1P4	4-wire		\$0.062	\$33.63/\$31.67
PE1P1	DS-1		\$1.28	\$52.93/\$39.87
PE1P3	DS-3		\$16.27	\$51.99/\$38.59
PE1F2	2-fiber		\$3.23	\$52.00/\$38.60
PE1F4	4-fiber		\$5.73	\$64.54/\$51.14
PE1ES	Co-Carrier Cross Connect (Note 4) Fiber Arrangement Cable Support Structure	Per linear foot (existing)	\$0.06	NA
PE1DS	Copper or Coaxial Arrangement	Per linear foot (existing)	\$0.03	NA
(TBD)	Cable Support Structure Construction	Per new construction	NA	ICB
PE1AX	Security Access System Security system*	Per Central office	\$52.00	
PE1A1	New Access Card Activation*	Per Card		\$55.00
PE1AA	Administrative change, existing card*	Per Card		\$35.00
PE1AR	Replace lost or stolen card*	Per Card		\$250.00
PE1SR	Space Availability Report*	Per Central Office		\$550.00

USOC	Rate Element Description	Requested Unit	Recurring Rate (RC)	Non-Recurring Rate (NRC)
	POT Bay Arrangements <i>Prior to 6/1/99</i>	Per Cross Connect		
PE1PE	2 Wire Cross Connect		\$0.08	NA
PE1PF	4 Wire Cross Connect		\$0.17	NA
PE1PG	DS1 Cross Connect		\$0.69	NA
PE1PH	DS3 Cross Connect		\$4.74	NA
PE1B2	2 Fiber Cross Connect		\$32.02	NA
PE1B4	4 Fiber Cross Connect		\$40.48	NA
AEH	Additional Engineering Fee (Note 5)	Per request, First half hour/Add'l Half hour		First / Additional Basic Time – \$31.00 / \$22.00 Overtime – \$37.00 / \$26.00
PE1BT	Security Escort Basic Time	Per ½	NA	\$43.47/\$25.82
PE1OT	Overtime	Hour/Additional	NA	\$55.25/\$32.79
PE1PT	Premium Time	Half-hour	NA	\$67.03/\$39.76

Note(s):

N/A refers to rate elements which do not have a negotiated rate.

(1) **Subsequent Application Fee:** BellSouth requires the submission of an Application Fee for modifications to an existing arrangement. However, when the modifications do not require BellSouth to expend capital, BellSouth will assess the Subsequent Application Fee in lieu of the Application Fee. Proposed modifications that could result in assessment of a Subsequent Application Fee would cause BellSouth to analyze the following but are not limited to: floor loading changes, changes to HVAC requirements, power requirement changes which may result in a power plant upgrade, environmental or safety requirements, or equipment relocation. Should the Subsequent Application Fee not be included as part of this Attachment, Xspedius will be assessed the full Application Fee for all subsequent activity for completed arrangements.

(2) **Space Preparation Fee:** The Space Preparation Fee is a one-time fee, assessed per arrangement, per location. It recovers the costs associated with the shared physical collocation area within a Central Office, which include survey, engineering, design and modification costs for network, building and support systems. In the event Xspedius opts for non-enclosed space, the space preparation fee will be assessed based on the total floor space dedicated to Xspedius as prescribed in Section 7 of the Collocation Attachment.

(3) **Space Enclosure:** For cages requested prior to June 1, 1999, the Space Enclosure Construction Fee is a monthly recurring fee, assessed per enclosure, per location with a one-hundred (100) square foot minimum enclosure. It recovers costs associated with providing an optional equipment arrangement enclosure, which include architectural and engineering fees, materials, and installation costs. The cost for additional square feet is applicable only when ordered with the first 100 square feet and must be requested in fifty (50) square foot increments. Xspedius may, at its option, arrange with a BellSouth certified contractor to construct the space enclosure in accordance with BellSouth's guidelines and specifications. In this event, the contractor shall directly bill Xspedius for the space enclosure, and this fee shall not be applicable.

(4) **Co-Carrier Cross-Connect:** As stated in Section 1.2 of the Collocation Attachment, Xspedius may connect to other CLECs within the designated Central Office in addition to, and not in lieu of, interconnection to BellSouth services and facilities. Where BellSouth must construct a cable rack structure to house the co-Carrier cross connection, construction charges will be applied on an individual case basis. BellSouth shall provide an estimate of these charges in the Application Response. Where an existing cable rack structure is in place and has sufficient capacity to

accommodate the co-Carrier cross connection requested, the recurring charges as stated in this Exhibit A shall apply.

(5) **Additional Engineering Fee:** BellSouth's additional engineering, and other labor costs associated with handling Xspedius - requested modifications to requests in progress or augmentations to existing arrangements shall be recovered as Additional Engineering charges, under provisions in BellSouth's F.C.C. Number 1 Tariff, Sections 13.1 and 13.2. Should Additional Engineering rates not be included, Xspedius agrees not to make changes to collocation arrangement after a Bona Fide Firm Order is submitted.

BELLSOUTH/ XSPEDIUS RATES – FLORIDA PHYSICAL COLLOCATION

Rates marked with an asterisk (*) are interim and are subject to true-up

USOC	Rate Element Description	Unit	Recurring Rate (RC)	Non-Recurring Rate (NRC)
PE1BA	Application Fee	Per Request	NA	\$3,248.00
PE1CA	Subsequent Application Fee	Per Request	NA	\$1600.00 Minimum
PE1BB	Space Preparation Fee (Note 2)			
	Mechanical / HVAC*	Per ton (one ton minimum)		\$2,400.00
	Ground Bar*	Per arrangement		\$720.00
	Project Management*	Per arrangement		\$1675.00
	Cable Racking / Fiber Duct	Per arrangement, square foot		ICB
	Frame / Aisle Lighting	Per arrangement, square foot		ICB
	Framework Ground Conductors	Per arrangement		ICB
	Extraordinary Modifications			ICB
PE1BW	Space Enclosure (Note 3) <i>Requested Prior to 6/1/99</i> Wire Cage	Per first 100 sq. ft.	\$41.99	NA
PE1BC	Gypsum Board Cage	Per first 100 sq. ft.	\$84.10	NA
PE1BF	Fire Rated Cage	Per first 100 sq. ft.	\$99.73	NA
PE1C	Wire Cage	Per add'l 50 sq. ft.	\$4.14	NA
W	Gypsum Board Cage	Per add'l 50 sq. ft.	\$9.35	NA
PE1CC	Fire Rated Cage	Per add'l 50 sq. ft.	\$11.30	NA
PE1CF				
PE1PJ	Floor Space	Per square foot	\$4.25	NA

PE1BD	Cable Installation	Per Cable	\$2.77	\$1,056.00
PE1PM	Cable Support Structure	Per entrance cable	\$22.94	NA
USOC	Rate Element Description	Unit	Recurring Rate (RC)	Non-Recurring Rate (NRC)
PE1PL	Power -48V DC Power	Per amp	\$7.14	ICB
PE1FB	120V AC Power single phase*	Per breaker amp	\$5.50	ICB
PE1FD	240V AC Power single phase*	Per breaker amp	\$11.00	ICB
PE1FE	120V AC Power three phase*	Per breaker amp	\$16.50	ICB
PE1FG	270V AC Power three phase*	Per breaker amp	\$38.20	ICB
PE1P2	Cross Connects (Note 4) 2-wire	Per Cross Connect	\$0.0276	First/Additional \$8.22/\$7.22
PE1P4	4-wire		\$0.0552	\$8.42/\$7.36
PE1P1	DS-1		\$1.32	\$27.77/\$15.52
PE1P3	DS-3		\$16.81	\$25.48/\$14.05
PE1F2	2-Fiber		\$3.34	\$41.94/\$30.52
PE1F4	4-Fiber		\$5.92	\$51.30/\$39.87
	2-wire			Disconnect First/Additional \$5.74/\$4.58
	4-wire			\$5.90/\$4.66
	DS-1			\$5.93/\$4.77
	DS-3			\$7.77/\$5.01
	2-Fiber			\$13.91/\$11.16
PE1ES	Co-Carrier Cross Connect (Note 4) Fiber Cable Support Structure, existing	Per linear foot	\$0.06	NA
PE1DS	Copper or Coaxial Cable Support Structure, existing	Per linear foot	\$0.03	NA
(TBD)	Cable Support Structure Construction, new	Cable Support Structure	NA	ICB
PE1AX	Security Access System Security system*	Per Central office	\$95.00	
PE1A2	New Access Card Activation*	Per request-5 cards	NA	\$85.12
PE1AA	Administrative change, existing card*	Per Card		\$35.00
PE1AR	Replace lost or stolen card*	Per Card		\$250.00
PE1SR	Space Availability Report*	Per Central Office Requested		\$550.00
	POT Bay (Note 5)		NA	NA

AEH	Additional Engineering Fee (Note 6)	Per request, First half hour/Add'l Half hour		First / Additional Basic Time – \$31.00 / \$22.00 Overtime – \$37.00 / \$26.00
USOC	Rate Element Description	Unit	Recurring Rate (RC)	Non-Recurring Rate (NRC)
PE1BQ	Security Escort Basic Time	Per ¼ hour	NA	\$10.89
PE1OQ	Overtime	Per ¼ hour	NA	\$13.64
PE1PQ	Premium Time	Per ¼ hour	NA	\$16.40

Note(s):

N/A refers to rate elements which do not have a negotiated rate.

(1) **Subsequent Application Fee:** BellSouth requires the submission of an Application Fee for modifications to an existing arrangement. However, when the modifications do not require BellSouth to expend capital, BellSouth will assess the Subsequent Application Fee in lieu of the Application Fee. Proposed modifications that could result in assessment of a Subsequent Application Fee would cause BellSouth to analyze the following but are not limited to: floor loading changes, changes to HVAC requirements, power requirement changes which may result in a power plant upgrade, environmental or safety requirements, or equipment relocation. Should the Subsequent Application Fee not be included as part of this Attachment, Xspedius will be assessed the full Application Fee for all subsequent activity for completed arrangements.

(2) **Space Preparation Fee:** The Space Preparation Fee is a one-time fee, assessed per arrangement, per location. It recovers costs associated with the shared physical collocation area within a Central Office, which include survey, engineering, design and modification costs for network, building and support systems. BellSouth will pro rate the total shared space preparation costs among the collocators at each location based on the amount of square footage occupied by each collocator. This charge may vary depending on the location and type of arrangement requested.

(3) **Space Enclosure Fee:** For cages requested prior to June 1, 1999, the Space Enclosure Construction Fee is a monthly recurring fee, assessed per enclosure, per location with a one-hundred (100) square foot minimum enclosure. It recovers costs associated with providing an optional equipment arrangement enclosure, which include architectural and engineering fees, materials, and installation costs. The cost for additional square feet is applicable only when ordered with the first 100 square feet and must be requested in fifty (50) square foot increments. Xspedius may, at its option, arrange with a BellSouth certified contractor to construct the space enclosure in accordance with BellSouth's guidelines and specifications. In this event, the contractor shall directly bill Xspedius for the space enclosure, and this fee shall not be applicable.

(4) **Co-Carrier Cross-Connect.** As stated in Section 5 of the Collocation Attachment, Xspedius may connect to other CLECs within the designated Central Office in addition to, and not in lieu of, interconnection to BellSouth services and facilities. Where BellSouth must construct a cable rack structure to house the direct connection, construction charges will be applied on an individual case basis. BellSouth shall provide an estimate of these charges in the Application Response. Where an existing cable rack structure is in place and has sufficient capacity to accommodate the direct connection requested, the recurring charges as stated in this Exhibit A shall apply.

(5) **POT Bays:** BellSouth's Florida specific rates were established in the Florida Public Service Commission Docket No. 960833. The Commission did not set permanent rates for POT Bays, given the assumption by the parties to the Proceeding that they will always provide their own POT Bays. It will be necessary for Xspedius to provide its own POT Bays per BellSouth specifications and provide the necessary information from which BellSouth can inventory.

(6) **Additional Engineering Fee:** BellSouth's additional engineering, and other labor costs associated with handling Xspedius - requested modifications to requests in progress or augmentations to existing arrangements shall be recovered as Additional Engineering charges, under provisions in BellSouth's F.C.C. Number 1 Tariff, Sections 13.1 and 13.2. Should Additional Engineering rates not be included, Xspedius agrees not to make changes to collocation arrangement after a Bona Fide Firm Order is submitted.

**BELLSOUTH/ XSPEDIUS RATES – GEORGIA
PHYSICAL COLLOCATION**

Rates marked with an asterisk (*) are interim and are subject to true-up

USOC	Rate Element Description	Unit	Recurring Rate (RC)	Non-Recurring Rate (NRC)
PE1BA	Application Fee	Per Request	NA	\$3,850.00
PE1CA	Subsequent Application Fee (Note 1)	Per Request	NA	\$1600.00 Minimum
PE1BB	Space Preparation Fee (Note 2)	Per square foot	NA	\$100.00
PE1BW	Space Enclosure (Note 3) <i>Requested Prior to 6/1/99</i> Welded Wire-mesh	Per first 100 sq. ft.	\$170.64	NA
PE1PJ	Floor Space Zone A	Per square foot	\$7.50	NA
PE1PK	Zone B	Per square foot	\$6.75	NA
PE1BD	Cable Installation	Per Cable	NA	\$2,750.00
PE1PM	Cable Support Structure	Per entrance cable	\$13.35	NA
PE1PL	Power -48V DC Power	Per amp	\$7.14	ICB
PE1FB	120V AC Power single phase*	Per breaker amp	\$5.50	ICB
PE1FD	240V AC Power single phase*	Per breaker amp	\$11.00	ICB
PE1FE	120V AC Power three phase*	Per breaker amp	\$16.50	ICB
PE1P2	Cross Connects 2-wire	Per Cross Connect	\$.30	First / Additional \$12.60 / \$12.60
PE1P4	4-wire		\$.50	\$12.60 / \$12.60
PE1P1	DS-1		\$8.00	\$155.00/\$27.00
PE1P3	DS-3		\$72.00	\$155.00/\$27.00
PE1F2	2-fiber		\$2.86	\$52.14/\$38.72
PE1F4	4-fiber		\$5.08	\$64.74/\$51.31

PE1ES	Co-Carrier Cross Connect (Note 4) Fiber Cable Support Structure, existing	Per linear foot	\$0.06	NA
PE1DS	Copper or Coaxial Cable Support Structure, existing	Per linear foot	\$0.03	NA
(TBD)	Cable Support Structure Construction, new	Cable Support Structure (new)	NA	ICB
PE1AX	Security Access System Security system*	Per Central office	\$52.00	
PE1A1	New Access Card Activation*	Per Card		\$55.00
PE1AA	Administrative change, existing card*	Per Card		\$35.00
PE1AR	Replace lost or stolen card*	Per Card		\$250.00
USOC	Rate Element Description	Unit	Recurring Rate (RC)	Non-Recurring Rate (NRC)
PE1SR	Space Availability Report*	Per Central Office Requested		\$550.00
PE1PE	POT Bay Arrangements <i>Prior to 6/1/99</i> 2 Wire Cross Connect	Per Cross Connect	\$0.40	NA
PE1PF	4 Wire Cross Connect		\$1.20	NA
PE1PG	DS1 Cross Connect		\$1.20	NA
PE1PH	DS3 Cross Connect		\$8.00	NA
PE1B2	2 Fiber Cross Connect		\$38.79	NA
PE1B4	4 Fiber Cross Connect		\$52.31	NA
AEH	Additional Engineering Fee (Note 5)	Per request, First half hour/Add'l Half hour		First / Additional Basic Time – \$31.00 / \$22.00 Overtime – \$37.00 / \$26.00
PE1BT	Security Escort Basic Time	Per ½	NA	\$41.00/\$25.00
PE1OT	Overtime	Hour/Additional	NA	\$48.00/\$30.00
PE1PT	Premium Time	Half-hour	NA	\$55.00/\$35.00

Note(s)

N/A refers to rate elements which do not have a negotiated rate.

(1) **Subsequent Application Fee:** BellSouth requires the submission of an Application Fee for modifications to an existing arrangement. However, when the modifications do not require BellSouth to expend capital, BellSouth will assess the Subsequent Application Fee in lieu of the Application Fee. Proposed modifications that could result in assessment of a Subsequent Application Fee would cause BellSouth to analyze the following but are not limited to: floor loading changes, changes to HVAC requirements, power requirement changes which may result in a power plant upgrade, environmental or safety requirements, or equipment relocation. Should the Subsequent Application Fee not be included as part of this Attachment, Xspedius will be assessed the full Application Fee for all subsequent activity for completed arrangements.

(2) **Space Preparation Fee:** The Space Preparation Fee is a one-time fee, assessed per arrangement, per location. It recovers a portion of costs associated with the shared physical collocation area within a Central Office, which include survey, engineering, design and modification costs for network, building and support systems. This is a set fee of \$100 per square foot as established by the Georgia Public Service Commission Order in Docket No. 7061-U. In the event Xspedius opts for non-enclosed space, the space preparation fee will be assessed based on the total floor space dedicated to Xspedius as prescribed in Section 7 of the Collocation Attachment.

(3) **Space Enclosure Fee:** For cages requested prior to June 1, 1999, the Space Enclosure Construction Fee is a one-time fee, assessed per enclosure, per location with a one-hundred (100) square foot minimum enclosure. It recovers costs associated with providing an optional equipment arrangement enclosure, which include architectural and engineering fees, materials, and installation costs. The cost for additional square feet is applicable only when ordered with the first 100 square feet and must be requested in fifty (50) square foot increments. Xspedius may, at its option, arrange with a BellSouth certified contractor to construct the space enclosure in accordance with BellSouth's guidelines and specifications. In this event, the contractor shall directly bill Xspedius for the space enclosure, and this fee shall not be applicable.

(4) **Co-Carrier Cross-Connect.** As stated in Section 5 of the Collocation Attachment, Xspedius may connect to other CLECs within the designated Central Office in addition to, and not in lieu of, interconnection to BellSouth services and facilities. Where BellSouth must construct a cable rack structure to house the co-Carrier cross connection, construction charges will be applied on an individual case basis. BellSouth shall provide an estimate of these charges in the Application Response. Where an existing cable rack structure is in place and has sufficient capacity to accommodate the co-Carrier cross-connection requested, the recurring charges as stated in this Exhibit A shall apply.

(5) **Additional Engineering Fee:** BellSouth's additional engineering, and other labor costs associated with handling Xspedius - requested modifications to requests in progress or augmentations to existing arrangements shall be recovered as Additional Engineering charges, under provisions in BellSouth's F.C.C. Number 1 Tariff, Sections 13.1 and 13.2. Should Additional Engineering rates not be included, Xspedius agrees not to make changes to collocation arrangement after a Bona Fide Firm Order is submitted.

BELLSOUTH/ XSPEDIUS RATES – KENTUCKY PHYSICAL COLLOCATION

Rates marked with an asterisk (*) are interim and are subject to true-up

USOC	Rate Element Description	Unit	Recurring Rate (RC)	Non-Recurring Rate (NRC)
PE1BA	Application Fee	Per Request	NA	\$9,926.72
PE1CA	Subsequent Application Fee (Note 1)	Per Request	NA	\$1600.00 Minimum

PE1ES	Co-Carrier Cross Connect (Note 4) Fiber Arrangement Cable Support Structure	Per linear foot (existing)	\$0.06	NA
PE1DS	Copper or Coaxial Arrangement	Per linear foot (existing)	\$0.03	NA
(TBD)	Cable Support Structure Construction	Per new construction	NA	ICB
PE1AX	Security Access System Security system*	Per Central office	\$52.00	
PE1A1	New Access Card Activation	Per Card		\$55.00
PE1AA	Administrative change, existing card	Per Card		\$35.00
PE1AR	Replace lost or stolen card	Per Card		\$250.00
PE1SR	Space Availability Report*	Per Central Office Requested		\$550.00
	POT Bay Arrangements <i>Prior to 6/1/99</i>	Per Cross Connect		
PE1PE	2 Wire Cross Connect		\$0.113	NA
PE1PF	4 Wire Cross Connect		\$0.23	NA
PE1PG	DS1 Cross Connect		\$1.60	NA
PE1PH	DS3 Cross Connect		\$14.23	NA
PE1B2	2 Fiber Cross Connect		\$48.57	NA
PE1B4	4 Fiber Cross Connect		\$65.50	NA
USOC	Rate Element Description	Unit	Recurring Rate (RC)	Non-Recurring Rate (NRC)
PE1BT	Security Escort Basic Time	Per ½	NA	\$56.09/\$31.99
PE1OT	Overtime	Hour/Additional	NA	\$67.75/\$39.00
PE1PT	Premium Time	Half-hour	NA	\$79.41/\$46.01
AEH	Additional Engineering Fee (Note 5)	Per request, First half hour/Add'l Half hour		First / Additional Basic Time – \$31.00 / \$22.00 Overtime – \$37.00 / \$26.00

Note(s):

N/A refers to rate elements which do not have a negotiated rate.

(1) **Subsequent Application Fee:** BellSouth requires the submission of an Application Fee for modifications to an existing arrangement. However, when the modifications do not require BellSouth to expend capital, BellSouth will assess the Subsequent Application Fee in lieu of the Application Fee. Proposed modifications that could result in assessment of a Subsequent Application Fee would cause BellSouth to analyze the following but are not limited to: floor loading changes, changes to HVAC requirements, power requirement changes which may result in a power plant upgrade, environmental or safety requirements, or equipment relocation. Should the Subsequent Application

Fee not be included as part of this Attachment, Xspedius will be assessed the full Application Fee for all subsequent activity for completed arrangements.

(2) **Space Preparation Fee:** The Space Preparation Fee is a one-time fee, assessed per arrangement, per location. It recovers the costs associated with the shared physical collocation area within a Central Office, which include survey, engineering, design and modification costs for network, building and support systems. In the event Xspedius opts for non-enclosed space, the space preparation fee will be assessed based on the total floor space dedicated to Xspedius as prescribed in Section 7 of the Collocation Attachment.

(3) **Space Enclosure Fee:** For cages requested prior to June 1, 1999, the Space Enclosure Construction Fee is a one-time fee, assessed per enclosure, per location with a one-hundred (100) square foot minimum enclosure. It recovers costs associated with providing an optional equipment arrangement enclosure, which include architectural and engineering fees, materials, and installation costs. The cost for additional square feet is applicable only when ordered with the first 100 square feet and must be requested in fifty (50) square foot increments. Xspedius may, at its option, arrange with a BellSouth certified contractor to construct the space enclosure in accordance with BellSouth's guidelines and specifications. In this event, the contractor shall directly bill Xspedius for the space enclosure, and this fee shall not be applicable.

(4) **Co-Carrier Cross-Connect.** As stated in Section 5 of the Collocation Attachment, Xspedius may connect to other CLECs within the designated Central Office in addition to, and not in lieu of, interconnection to BellSouth services and facilities. Where BellSouth must construct a cable rack structure to house the co-Carrier cross-connection, construction charges will be applied on an individual case basis. BellSouth shall provide an estimate of these charges in the Application Response. Where an existing cable rack structure is in place and has sufficient capacity to accommodate the co-Carrier cross-connection requested, the recurring charges as stated in this Exhibit A shall apply.

(5) **Additional Engineering Fee:** BellSouth's additional engineering, and other labor costs associated with handling Xspedius - requested modifications to requests in progress or augmentations to existing arrangements shall be recovered as Additional Engineering charges, under provisions in BellSouth's F.C.C. Number 1 Tariff, Sections 13.1 and 13.2. Should Additional Engineering rates not be included, Xspedius agrees not to make changes to collocation arrangement after a Bona Fide Firm Order is submitted.

BELLSOUTH/ XSPEDIUS RATES – LOUISIANA PHYSICAL COLLOCATION

Rates marked with an asterisk (*) are interim and are subject to true-up

USOC	Rate Element Description	Unit	Recurring Rate (RC)	Non-Recurring Rate (NRC)
PE1BA	Application Fee	Per Location	NA	\$4,910.00
PE1CA	Subsequent Application Fee (Note 1)	Per Request	NA	\$1600.00 Minimum

PE1BB	Space Preparation Fee (Note 2)			
	Mechanical / HVAC*	Per ton (one ton minimum)		\$2,100.00
	Ground Bar*	Per arrangement		\$720.00
	Project Management*	Per arrangement		\$1,675.00
	Cable Racking / Fiber Duct	Per arrangement, square foot		ICB
	Frame / Aisle Lighting	Per arrangement, square foot		ICB
	Framework Ground Conductors	Per arrangement		ICB
	Extraordinary Modifications			ICB
PE1BW PE1C W	Space Enclosure (Note 3) <i>Requested Prior to 6/1/99</i> Welded Wire-mesh Welded Wire-mesh	Per first 100 sq. ft. Per add'l 50 sq. ft.	\$197.55 \$20.07	NA NA
PE1PJ	Floor Space	Per square foot	\$4.01	NA
PE1BD	Cable Installation	Per Cable	NA	\$1,706.00 Disconnect charge \$36.00
PE1PM	Cable Support Structure	Per entrance cable	\$24.05	NA
PE1PL PE1FB PE1FD PE1FE PE1FG	Power -48V DC Power 120V AC Power single phase* 240V AC Power single phase* 120V AC Power three phase* 270V AC Power three phase*	Per amp Per breaker amp Per breaker amp Per breaker amp Per breaker amp	\$7.15 \$5.50 \$11.00 \$16.50 \$38.20	ICB ICB ICB ICB ICB
USOC	Rate Element Description	Unit	Recurring Rate (RC)	Non-Recurring Rate (NRC)
PE1P2 PE1P4 PE1P1 PE1P3 PE1F2 PE1F4	Cross Connects 2-wire 4-wire DS-1 DS-3 2-fiber 4-fiber	Per Cross Connect	\$0.0318 \$0.0636 \$1.04 \$13.21 \$2.62 \$4.65	First / Additional \$11.94/\$11.46 \$12.04/\$11.53 \$21.39/\$15.47 \$20.28/\$14.76 \$20.28/\$14.76 \$24.81/\$19.29

PE1ES	Co-Carrier Cross Connect (Note 4) Fiber Arrangement Cable Support Structure	Per linear foot (existing)	\$0.06	NA
PE1DS	Copper or Coaxial Arrangement	Per linear foot (existing)	\$0.03	NA
(TBD)	Cable Support Structure Construction	Per new construction	NA	ICB
PE1AX	Security Access System Security system*	Per Central office	\$52.00	
PE1A1	New Access Card Activation	Per Card		\$55.00
PE1AA	Administrative change, existing card	Per Card		\$35.00
PE1AR	Replace lost or stolen card	Per Card		\$250.00
PE1SR	Space Availability Report*	Per Central Office Requested		\$550.00
PE1PE	POT Bat Arrangements <i>Prior to 6/1/99</i> 2 Wire Cross Connect	Per Cross Connect	\$0.079	NA
PE1PF	4 Wire Cross Connect		\$0.158	NA
PE1PG	DS1 Cross Connect		\$1.12	NA
PE1PH	DS3 Cross Connect		\$9.95	NA
PE1B2	2 Fiber Cross Connect		\$33.96	NA
PE1B4	4 Fiber Cross Connect		\$45.80	NA
PE1BT	Security Escort Basic Time	Per ½	NA	\$32.35/\$19.95
PE1OT	Overtime	Hour/Additional	NA	\$40.50/\$25.00
PE1PT	Premium Time	Half-hour	NA	\$48.66/\$30.05
AEH	Additional Engineering Fee (Note 5)	Per request, First half hour/Add'l Half hour		First / Additional Basic Time – \$31.00 / \$22.00 Overtime – \$37.00 / \$26.00

Note(s):

N/A refers to rate elements which do not have a negotiated rate.

(1) **Subsequent Application Fee:** BellSouth requires the submission of an Application Fee for modifications to an existing arrangement. However, when the modifications do not require BellSouth to expend capital, BellSouth will assess the Subsequent Application Fee in lieu of the Application Fee. Proposed modifications that could result in assessment of a Subsequent Application Fee would cause BellSouth to analyze the following but are not limited to: floor loading changes, changes to HVAC requirements, power requirement changes which may result in a power plant upgrade, environmental or safety requirements, or equipment relocation. Should the Subsequent Application Fee not be included as part of this Attachment, Xspedius will be assessed the full Application Fee for all subsequent activity for completed arrangements.

(2) **Space Preparation Fee:** The Space Preparation Fee is a one-time fee, assessed per arrangement,

per location. It recovers the costs associated with the shared physical collocation area within a Central Office, which include survey, engineering, design and modification costs for network, building and support systems. In the event Xspedius opts for non-enclosed space, the space preparation fee will be assessed based on the total floor space dedicated to Xspedius as prescribed in Section 7 of the Collocation Attachment.

(3) **Space Enclosure Fee:** For cages requested prior to June 1, 1999, the Space Enclosure Construction Fee is a monthly recurring fee, assessed per enclosure, per location with a one-hundred (100) square foot minimum enclosure. It recovers costs associated with providing an optional equipment arrangement enclosure, which include architectural and engineering fees, materials, and installation costs. The cost for additional square feet is applicable only when ordered with the first 100 square feet and must be requested in fifty (50) square foot increments. Xspedius may, at its option, arrange with a BellSouth certified contractor to construct the space enclosure in accordance with BellSouth's guidelines and specifications. In this event, the contractor shall directly bill Xspedius for the space enclosure, and this fee shall not be applicable.

(4) **Co-Carrier Cross-Connect.** As stated in Section 5 of the Collocation Attachment, Xspedius may connect to other CLECs within the designated Central Office in addition to, and not in lieu of, interconnection to BellSouth services and facilities. Where BellSouth must construct a cable rack structure to house the co-Carrier cross-connection, construction charges will be applied on an individual case basis. BellSouth shall provide an estimate of these charges in the Application Response. Where an existing cable rack structure is in place and has sufficient capacity to accommodate the co-Carrier cross-connection requested, the recurring charges as stated in this Exhibit A shall apply.

(5) **Additional Engineering Fee.** BellSouth's additional engineering, and other labor costs associated with handling Xspedius -requested modifications to requests in progress or augmentations to existing arrangements shall be recovered as Additional Engineering charges, under provisions in BellSouth's F.C.C. Number 1 Tariff, Sections 13.1 and 13.2. Should Additional Engineering rates not be included, Xspedius agrees not to make changes to collocation arrangement after a Bona Fide Firm Order is submitted.

BELLSOUTH/ XSPEDIUS RATES – MISSISSIPPI PHYSICAL COLLOCATION

Rates marked with an asterisk (*) are interim and are subject to true-up

USOC	Rate Element Description	Unit	Recurring Rate (RC)	Non-Recurring Rate (NRC)
PE1BA	Application Fee	Per Location	NA	\$6,993.00 Disconnect charge \$1.70
PE1CA	Subsequent Application Fee (Note 1)	Per Request	NA	\$1600.00 Minimum
USOC	Rate Element Description	Unit	Recurring Rate (RC)	Non-Recurring Rate (NRC)

PE1BB	Space Preparation Fee (Note 2)			
	Mechanical / HVAC*	Per ton (one ton minimum)		\$2,100.00
	Ground Bar*	Per arrangement		\$720.00
	Project Management*	Per arrangement		\$1,675.00
	Cable Racking / Fiber Duct	Per arrangement, square foot		ICB
	Frame / Aisle Lighting	Per arrangement, square foot		ICB
	Framework Ground Conductors	Per arrangement		ICB
	Extraordinary Modifications			ICB
	Space Enclosure (Note 3) <i>Requested Prior to 6/1/99</i>			
PE1BW	Welded Wire-mesh	Per first 100 sq. ft.	\$205.08	NA
PE1C	Welded Wire-mesh	Per add'l 50 sq. ft.	\$20.83	NA
PE1PJ	Floor Space	Per square foot	\$3.45	NA Disconnect charge \$53.24
PE1BD	Cable Installation	Per Cable	NA	\$2,419.00
PE1PM	Cable Support Structure	Per entrance cable	\$22.90	NA
	Power			
PE1PL	-48V DC Power	Per amp	\$6.93	ICB
PE1FB	120V AC Power single phase*	Per breaker amp	\$5.50	ICB
PE1FD	240V AC Power single phase*	Per breaker amp	\$11.00	ICB
PE1FE	120V AC Power three phase*	Per breaker amp	\$16.50	ICB
PE1FG	270V AC Power three phase*	Per breaker amp	\$38.20	ICB

USOC	Rate Element Description	Unit	Recurring Rate (RC)	Non-Recurring Rate (NRC)
PE1P2	Cross Connects 2-wire	Per Cross Connect	\$0.0288	First / Additional \$12.37/\$11.87
PE1P4	4-wire		\$0.0576	\$12.47/\$11.94
PE1P1	DS-1		\$1.14	\$22.16/\$16.02
PE1P3	DS-3		\$14.49	\$21.01/\$15.29
PE1F2	2-fiber		\$2.87	\$21.01/\$15.29
PE1F4	4-fiber		\$5.10	\$25.70/\$19.97
	2-wire			Disconnect First/Additional \$6.04/\$5.45
	4-wire		\$6.59/\$5.91	
	DS-1		\$6.60/\$5.97	
	DS-3		\$7.61/\$6.10	
	2-fiber		\$7.61/\$6.10	
	4-fiber		\$10.01/\$8.50	
PE1ES	Co-Carrier Cross Connect (Note 4) Fiber Arrangement Cable Support Structure	Per linear foot (existing)	\$0.06	NA
PE1DS	Copper or Coaxial Arrangement	Per linear foot (existing)	\$0.03	NA
(TBD)	Cable Support Structure Construction	Per new construction	NA	ICB
PE1AX	Security Access System Security system*	Per Central office	\$52.00	
PE1A1	New Access Card Activation	Per Card		\$55.00
PE1AA	Administrative change, existing card	Per Card		\$35.00
PE1AR	Replace lost or stolen card	Per Card		\$250.00
PE1SR	Space Availability Report*	Per Central Office Requested		\$550.00
	POT Bay Arrangements <i>Prior to 6/1/99</i>	Per Cross Connect		
PE1PE	2 Wire Cross Connect		\$0.0867	NA
PE1PF	4 Wire Cross Connect		\$0.1734	NA
PE1PG	DS1 Cross Connect		\$1.22	NA
PE1PH	DS3 Cross Connect		\$10.91	NA
PE1B2	2 Fiber Cross Connect		\$37.26	NA
PE1B4	4 Fiber Cross Connect		\$50.24	NA

USOC	Rate Element Description	Unit	Recurring Rate (RC)	Non-Recurring Rate (NRC)
AEH	Additional Engineering Fee (Note 5)	Per request, First half hour/Add'l Half hour		First / Additional Basic Time – \$31.00 / \$22.00 Overtime – \$37.00 / \$26.00
PE1BT	Security Escort Basic Time	Per ½	NA	\$42.87/\$25.54
PE1OT	Overtime	Hour/Additional	NA	\$54.43/\$32.41
PE1PT	Premium Time	Half-hour	NA	\$65.99/\$39.28

Note(s):

N/A refers to rate elements which do not have a negotiated rate.

(1) **Subsequent Application Fee:** BellSouth requires the submission of an Application Fee for modifications to an existing arrangement. However, when the modifications do not require BellSouth to expend capital, BellSouth will assess the Subsequent Application Fee in lieu of the Application Fee. Proposed modifications that could result in assessment of a Subsequent Application Fee would cause BellSouth to analyze the following but are not limited to: floor loading changes, changes to HVAC requirements, power requirement changes which may result in a power plant upgrade, environmental or safety requirements, or equipment relocation. Should the Subsequent Application Fee not be included as part of this Attachment, Xspedius will be assessed the full Application Fee for all subsequent activity for completed arrangements.

(2) **Space Preparation Fee:** The Space Preparation Fee is a one-time fee, assessed per arrangement, per location. It recovers the costs associated with the shared physical collocation area within a Central Office, which include survey, engineering, design and modification costs for network, building and support systems. In the event Xspedius opts for non-enclosed space, the space preparation fee will be assessed based on the total floor space dedicated to Xspedius as prescribed in Section 7 of the Collocation Attachment.

(3) **Space Enclosure Fee:** For cages requested prior to June 1, 1999, the Space Enclosure Construction Fee is a monthly recurring fee, assessed per enclosure, per location with a one-hundred (100) square foot minimum enclosure. It recovers costs associated with providing an optional equipment arrangement enclosure, which include architectural and engineering fees, materials, and installation costs. The cost for additional square feet is applicable only when ordered with the first 100 square feet and must be requested in fifty (50) square foot increments. Xspedius may, at its option, arrange with a BellSouth certified contractor to construct the space enclosure in accordance with BellSouth's guidelines and specifications. In this event, the contractor shall directly bill Xspedius for the space enclosure, and this fee shall not be applicable.

(4) **Co-Carrier Cross-Connect.** As stated in Section 5 of the Collocation Attachment, Xspedius may connect to other CLECs within the designated Central Office in addition to, and not in lieu of, interconnection to BellSouth services and facilities. Where BellSouth must construct a cable rack structure to house the co-Carrier cross-connection, construction charges will be applied on an individual case basis. BellSouth shall provide an estimate of these charges in the Application Response. Where an existing cable rack structure is in place and has sufficient capacity to accommodate the co-Carrier cross-connection requested, the recurring charges as stated in this Exhibit A shall apply.

(5) **Additional Engineering Fee:** BellSouth's additional engineering, and other labor costs associated with handling Xspedius -requested modifications to requests in progress or augmentations for existing arrangements shall be recovered as Additional Engineering charges, under provisions in BellSouth's F.C.C. Number 1 Tariff, Sections 13.1 and 13.2. Should Additional Engineering rates not be included, Xspedius agrees not to make changes to collocation arrangement after a Bona Fide Firm Order is submitted.

**BELLSOUTH/ XSPEDIUS RATES – NORTH CAROLINA
PHYSICAL COLLOCATION**

Rates marked with an asterisk (*) are interim and are subject to true-up

USOC	Rate Element Description	Unit	Recurring Rate (RC)	Non-Recurring Rate (NRC)
PE1BA	Application Fee	Per Location	NA	\$3,850.00
PE1CA	Subsequent Application Fee (Note 1)	Per Request	NA	\$1600.00 Minimum
PE1SK	Space Preparation Fee Central Office Modification	Per sq. ft.	\$1.57	
PE1SL	Common Systems Modification - Cageless	Per sq. ft.	\$3.26	
PE1SM	Common Systems Modification - Caged	Per cage	\$110.79	
PE1FH	Power	Per nominal –48V	\$5.76	
PE1BW	Space Enclosure (Note 2) <i>Requested Prior to 6/1/99</i> Welded Wire-mesh	Per first 100 sq. ft.	\$102.76	NA
PE1C	Welded Wire-mesh	Per add'l 50 sq. ft.	\$10.44	NA
PE1PJ	Floor Space	Per square foot	\$3.45	NA
PE1BD	Cable Installation	Per Cable	NA	\$2,305.00
PE1PM	Cable Support Structure	Per entrance cable	\$21.33	NA
PE1PL	Power -48V DC Power	Per amp	\$6.65	ICB
PE1FB	120V AC Power single phase*	Per breaker amp	\$5.50	ICB
PE1FD	240V AC Power single phase*	Per breaker amp	\$11.00	ICB
PE1FE	120V AC Power three phase*	Per breaker amp	\$16.50	ICB
PE1FG	270V AC Power three phase*	Per breaker amp	\$38.20	ICB
PE1P2	Cross Connects 2-wire	Per Cross Connect	\$0.32	First / Additional \$41.78/\$39.23
PE1P4	4-wire		\$0.64	\$41.91/\$39.25
PE1P1	DS-1		\$2.34	\$71.02/\$51.08
PE1P3	DS-3		\$42.84	\$69.84/\$49.43
PE1F2	2-fiber		\$2.94	\$51.97/\$38.59
PE1F4	4-fiber		\$5.62	\$64.53/\$51.15

USOC	Rate Element Description	Unit	Recurring Rate (RC)	Non-Recurring Rate (NRC)
PE1ES Fiber	Co-Carrier Cross Connect (Note 3) Fiber Cable Support Structure, existing	Per linear ft.	\$0.06	NA
PE1DS Copper	Copper or Coaxial Cable Support Structure, existing	Per linear ft.	\$0.03	NA
(TBD)	Cable Support Structure Construction, new	Per new construction	NA	ICB
PE1AX	Security Access System Security System*	Per Central office	\$52.00	
PE1A1	New Access Card Activation*	Per Card		\$55.00
PE1AA	Administrative change, existing card	Per Card		\$35.00
PE1AR	Replace lost or stolen card	Per Card		\$250.00
PE1SR	Space Availability Report*	Per Central Office Requested		\$550.00
PE1PE	POT Bay Arrangements <i>Prior to 6/1/99</i> 2 Wire Cross Connect	Per Cross Connect	\$0.10	NA
PE1PF	4 Wire Cross Connect		\$0.19	NA
PE1PG	DS1 Cross Connect		\$0.79	NA
PE1PH	DS3 Cross Connect		\$4.85	NA
PE1B2	2 Fiber Cross Connect		\$45.30	NA
PE1B4	4 Fiber Cross Connect		\$61.09	NA
PE1BT	Security Escort Basic Time	Per ½	NA	\$42.92/\$25.56
PE1OT	Overtime	Hour/Additional	NA	\$54.51/\$32.44
PE1PT	Premium Time	Half-hour	NA	\$66.10/\$39.32
AEH	Additional Engineering Fee (Note 5)	Per request, First half hour/Add'l Half hour		First / Additional Basic Time – \$31.00 / \$22.00 Overtime – \$37.00 / \$26.00

Note(s):

N/A refers to rate elements which do not have a negotiated rate.

(1) **Subsequent Application Fee:** BellSouth requires the submission of an Application Fee for modifications to an existing arrangement. However, when the modifications do not require BellSouth to expend capital, BellSouth will assess the Subsequent Application Fee in lieu of the Application Fee. Proposed modifications that could result in assessment of a Subsequent Application Fee would cause BellSouth to analyze the following but are not

limited to: floor loading changes, changes to HVAC requirements, power requirement changes which may result in a power plant upgrade, environmental or safety requirements, or equipment relocation. Should the Subsequent Application Fee not be included as part of this Attachment, Xspedius will be assessed the full Application Fee for all subsequent activity for completed arrangements.

(2) **Space Enclosure Fee:** The Space Enclosure Construction Fee is a monthly recurring fee, assessed per enclosure, per location with a one-hundred (100) square foot minimum enclosure. It recovers costs associated with providing an optional equipment arrangement enclosure, which include architectural and engineering fees, materials, and installation costs. The cost for additional square feet is applicable only when ordered with the first 100 square feet and must be requested in fifty (50) square foot increments. Xspedius may, at its option, arrange with a BellSouth Certified Contractor to construct the space enclosure in accordance with BellSouth’s guidelines and specifications. In this event, the BellSouth Certified Contractor shall directly bill Xspedius for the space enclosure, and this fee shall not be applicable.

(3) **Co-Carrier Cross-Connect.** As stated in Section 5 of the Collocation Attachment, Xspedius may connect to other CLECs within the designated Premises in addition to, and not in lieu of, interconnection to BellSouth services and facilities. Where BellSouth must construct a cable rack structure to house the co-Carrier cross-connection, construction charges will be applied on an individual case basis as described in Section 5.6.1 of the Collocation Attachment. BellSouth shall provide an estimate of these charges in the Application Response. Where an existing cable rack structure is in place and has sufficient capacity to accommodate the co-Carrier cross-connection requested, the recurring charges as stated in this Exhibit A shall apply.

BELLSOUTH/ XSPEDIUS RATES – SOUTH CAROLINA PHYSICAL COLLOCATION

Rates marked with an asterisk (*) are interim and are subject to true-up

USOC	Rate Element Description	Unit	Recurring Rate (RC)	Non-Recurring Rate (NRC)
PE1BA	Application Fee	Per Location	NA	\$4,850.00
PE1CA	Subsequent Application Fee (Note 1)	Per Request	NA	\$1600.00 Minimum

USOC	Rate Element Description	Unit	Recurring Rate (RC)	Non-Recurring Rate (NRC)
PE1BB	Space Preparation Fee (Note 2)			
	Mechanical / HVAC*	Per ton (one ton minimum)		\$2,100.00
	Ground Bar*	Per arrangement		\$720.00
	Project Management*	Per arrangement		\$1,675.00
	Cable Racking / Fiber Duct	Per arrangement, square foot		ICB
	Frame / Aisle Lighting	Per arrangement, square foot		ICB
	Framework Ground Conductors	Per arrangement		ICB
	Extraordinary Modifications			ICB
PE1BW	Space Enclosure (Note 3) <i>Requested Prior to 6/1/99</i> Welded Wire-mesh	Per first 100 sq. ft.	\$224.60	NA
PE1PJ	Floor Space	Per square foot	\$3.90	NA
PE1BD	Cable Installation	Per Cable	NA	\$2,217.00
PE1PM	Cable Support Structure	Per entrance cable	\$24.55	NA
PE1PL	Power -48V DC Power	Per amp	\$7.09	ICB
PE1FB	120V AC Power single phase*	Per breaker amp	\$5.50	ICB
PE1FD	240V AC Power single phase*	Per breaker amp	\$11.00	ICB
PE1FE	120V AC Power three phase*	Per breaker amp	\$16.50	ICB
PE1FG	270V AC Power three phase*	Per breaker amp	\$38.20	ICB

USOC	Rate Element Description	Unit	Recurring Rate (RC)	Non-Recurring Rate (NRC)
	Cross Connects	Per Cross Connect		First / Additional
PE1P2	2-wire		\$0.0341	\$12.32/\$11.83
PE1P4	4-wire		\$0.0682	\$12.42/\$11.90
PE1P1	DS-1		\$1.12	\$22.08/\$15.96
PE1P3	DS-3		\$14.21	\$20.94/\$15.23
PE1F2	2-fiber		\$2.82	\$20.94/\$15.23
PE1F4	4-fiber		\$5.01	\$25.61/\$19.90
				Disconnect
				First/Additional
	2-wire			\$6.04/\$5.45
	4-wire			\$6.40/\$5.74
	DS-1			\$6.42/\$5.80
	DS-3			\$7.39/\$5.93
	2-fiber			\$7.40/\$5.93
	4-fiber			\$9.73/\$8.26
	Co-Carrier Cross Connect (Note 4)			
PE1ES Fiber	Fiber Arrangement Cable Support Structure	Per linear foot (existing)	\$0.06	NA
PE1DS Copper	Copper or Coaxial Arrangement	Per linear foot (existing)	\$0.03	NA
(TBD)	Cable Support Structure Construction, new	Per new construction	NA	ICB
	Security Access System			
PE1AX	Security system*	Per Central office	\$52.00	
PE1A1	New Access Card Activation	Per Card		\$55.00
PE1AA	Administrative change, existing card	Per Card		\$35.00
PE1AR	Replace lost or stolen card	Per Card		\$250.00
PE1SR	Space Availability Report*	Per Central Office Requested		\$550.00
	POT Bay Arrangements <i>Prior to 6/1/99</i>	Per Cross Connect		
PE1PE	2 Wire Cross Connect		\$0.085	NA
PE1PF	4 Wire Cross Connect		\$0.1701	NA
PE1PG	DS1 Cross Connect		\$1.20	NA
PE1PH	DS3 Cross Connect		\$10.71	NA
PE1B2	2 Fiber Cross Connect		\$36.55	NA

USOC	Rate Element Description	Unit	Recurring Rate (RC)	Non-Recurring Rate (NRC)
PE1BT	Security Escort Basic Time	Per ½	NA	\$43.00/\$25.57
PE1OT	Overtime	Hour/Additional	NA	\$54.62/\$32.46
PE1PT	Premium Time	Half-hour	NA	\$66.24/\$39.35
AEH	Additional Engineering Fee (Note 5)	Per request, First half hour/Add'l Half hour		First / Additional Basic Time – \$31.00 / \$22.00 Overtime – \$37.00 / \$26.00

Note(s):

N/A refers to rate elements which do not have a negotiated rate.

(1) **Subsequent Application Fee:** BellSouth requires the submission of an Application Fee for modifications to an existing arrangement. However, when the modifications do not require BellSouth to expend capital, BellSouth will assess the Subsequent Application Fee in lieu of the Application Fee. Proposed modifications that could result in assessment of a Subsequent Application Fee would cause BellSouth to analyze the following but are not limited to: floor loading changes, changes to HVAC requirements, power requirement changes which may result in a power plant upgrade, environmental or safety requirements, or equipment relocation. Should the Subsequent Application Fee not be included as part of this Attachment, Xspedius will be assessed the full Application Fee for all subsequent activity for completed arrangements.

(2) **Space Preparation Fee:** The Space Preparation Fee is a one-time fee, assessed per arrangement, per location. It recovers the costs associated with the shared physical collocation area within a Central Office, which include survey, engineering, design and modification costs for network, building and support systems. In the event Xspedius opts for non-enclosed space, the space preparation fee will be assessed based on the total floor space dedicated to Xspedius as prescribed in Section 7 of the Collocation Attachment.

(3) **Space Enclosure Fee:** For cages requested prior to June 1, 1999, the Space Enclosure Construction Fee is a monthly recurring fee, assessed per enclosure, per location with a one-hundred (100) square foot minimum enclosure. It recovers costs associated with providing an optional equipment arrangement enclosure, which include architectural and engineering fees, materials, and installation costs. The cost for additional square feet is applicable only when ordered with the first 100 square feet and must be requested in fifty (50) square foot increments. Xspedius may, at its option, arrange with a BellSouth certified contractor to construct the space enclosure in accordance with BellSouth's guidelines and specifications. In this event, the contractor shall directly bill Xspedius for the space enclosure, and this fee shall not be applicable.

(4) **Co-Carrier Cross-Connect.** As stated in Section 5 of the Collocation Attachment, Xspedius may connect to other CLECs within the designated Central Office in addition to, and not in lieu of, interconnection to BellSouth services and facilities. Where BellSouth must construct a cable rack structure to house the co-Carrier cross-connection, construction charges will be applied on an individual case basis. BellSouth shall provide an estimate of these charges in the Application Response. Where an existing cable rack structure is in place and has sufficient capacity to accommodate the co-Carrier cross-connection requested, the recurring charges as stated in this Exhibit A shall apply.

(5) **Additional Engineering Fee:** BellSouth's additional engineering, and other labor costs associated with handling Xspedius - requested modifications to requests in progress or augmentations to existing arrangements shall be recovered as Additional Engineering charges, under provisions in BellSouth's F.C.C. Number 1 Tariff, Sections 13.1 and 13.2. Should Additional Engineering rates not be included, Xspedius agrees not to make changes to collocation arrangement after a Bona Fide Firm Order is submitted.

**BELLSOUTH/ XSPEDIUS RATES – TENNESSEE
PHYSICAL COLLOCATION**

USOC	Rate Element Description	Unit	Recurring Rate (RC)	Non-Recurring Rate (NRC)
PE1BA	Application Fee	Per Location	NA	\$3,850.00
PE1CA	Subsequent Application Fee (Note 1)	Per Request	NA	\$1600.00 Minimum
PE1BB	Space Preparation Fee (Note 2)			
	Mechanical / HVAC	Per ton (one ton minimum)		\$2,100.00
	Ground Bar	Per arrangement		\$720.00
	Project Management	Per arrangement		\$1,675.00
	Cable Racking / Fiber Duct	Per arrangement, square foot		ICB
	Frame / Aisle Lighting	Per arrangement, square foot		ICB
	Framework Ground Conductors	Per arrangement		ICB
	Extraordinary Modifications			ICB
PE1BW PE1C W	Space Enclosure (Note 3) <i>Requested Prior to 6/1/99</i> Welded Wire-mesh Welded Wire-mesh	Per first 100 sq. ft. Per add'l 50 sq. ft.	\$190.79 \$19.38	NA NA
PE1PJ	Floor Space	Per square foot	\$7.50	NA
PE1BD	Cable Installation	Per Cable	NA	\$2,750.00
PE1PM	Cable Support Structure	Per entrance cable	\$13.35	NA
PE1PL PE1FB PE1FD PE1FE PE1FG	Power -48V DC Power 120V AC Power single phase* 240V AC Power single phase* 120V AC Power three phase* 270V AC Power three phase*	Per amp Per breaker amp Per breaker amp Per breaker amp Per breaker amp	\$5.00 \$5.50 \$11.00 \$16.50 \$38.20	ICB ICB ICB ICB ICB

USOC	Rate Element Description	Unit	Recurring Rate (RC)	Non-Recurring Rate (NRC)
	Cross Connects	Per Cross Connect		First / Additional
PE1P2	2-wire		\$0.033	\$33.82/\$31.92
PE1P4	4-wire		\$0.066	\$33.94/\$31.95
PE1P1	DS-1		\$1.51	\$53.27/\$40.16
PE1P3	DS-3		\$19.26	\$52.37/\$38.89
PE1F2	2-fiber		\$15.64	\$41.56/\$29.82
PE1F4	4-fiber		\$28.11	\$50.53/\$38.78
				Disconnect
	2-fiber			First/Additional
	4-fiber			\$12.96/\$10.34
				\$16.97/\$14.35
	2-fiber			OSS/First/Additional
	4-fiber			\$2.69/\$2.69
				\$2.69/\$2.69
	2-fiber			OSS Disconnect
				First/Additional
				\$1.56/\$1.56
PE1ES	Co-Carrier Cross Connect (Note 4) Fiber Cable Support Structure, existing	Per linear foot	\$0.06	NA
PE1DS	Copper or Coaxial Cable Support Structure, existing	Per linear foot	\$0.03	NA
(TBD)	Cable Support Structure Construction (new)	Per new construction	NA	ICB
PE1AX	Security Access System Security system*	Per Central office	\$52.00	
PE1A1	New Access Card Activation	Per Card		\$55.00
PE1AA	Administrative change, existing card	Per Card		\$35.00
PE1AR	Replace lost or stolen card	Per Card		\$250.00
PE1SR	Space Availability Report*	Per Central Office Requested		\$550.00

	POT Bay Arrangements <i>Prior to 6/1/99</i>	Per Cross Connect		
PE1PE	2 Wire Cross Connect		\$0.40	NA
PE1PF	4 Wire Cross Connect		\$1.20	NA
PE1PG	DS1 Cross Connect		\$1.20	NA
PE1PH	DS3 Cross Connect		\$8.00	NA
PE1B2	2 Fiber Cross Connect		\$38.79	NA
USOC	Rate Element Description	Unit	Recurring Rate (RC)	Non-Recurring Rate (NRC)
	Security Escort			
PE1BT	Basic Time	Per ½	NA	\$41.00/\$25.00
PE1OT	Overtime	Hour/Additional	NA	\$48.00/\$30.00
PE1PT	Premium Time	Half-hour	NA	\$55.00/\$35.00
AEH	Additional Engineering Fee (Note 5)	Per request, First half hour/Add'l Half hour		First / Additional Basic Time – \$31.00 / \$22.00 Overtime – \$37.00 / \$26.00

Note(s):

N/A refers to rate elements which do not have a negotiated rate.

(1) **Subsequent Application Fee:** BellSouth requires the submission of an Application Fee for modifications to an existing arrangement. However, when the modifications do not require BellSouth to expend capital, BellSouth will assess the Subsequent Application Fee in lieu of the Application Fee. Proposed modifications that could result in assessment of a Subsequent Application Fee would cause BellSouth to analyze the following but are not limited to: floor loading changes, changes to HVAC requirements, power requirement changes which may result in a power plant upgrade, environmental or safety requirements, or equipment relocation. Should the Subsequent Application Fee not be included as part of this Attachment, Xspedius will be assessed the full Application Fee for all subsequent activity for completed arrangements.

(2) **Space Preparation Fee:** The Space Preparation Fee is a one-time fee, assessed per arrangement, per location. It recovers the costs associated with the shared physical collocation area within a Central Office, which include survey, engineering, design and modification costs for network, building and support systems. In the event Xspedius opts for non-enclosed space, the space preparation fee will be assessed based on the total floor space dedicated to Xspedius as prescribed in Section 7 of the Collocation Attachment.

(3) **Space Enclosure Fee:** For cages requested prior to June 1, 1999, the Space Enclosure Construction Fee is a monthly recurring fee, assessed per enclosure, per location with a one-hundred (100) square foot minimum enclosure. It recovers costs associated with providing an optional equipment arrangement enclosure, which include architectural and engineering fees, materials, and installation costs. The cost for additional square feet is applicable only when ordered with the first 100 square feet and must be requested in fifty (50) square foot increments. Xspedius may, at its option, arrange with a BellSouth certified contractor to construct the space enclosure in accordance with BellSouth's guidelines and specifications. In this event, the contractor shall directly bill Xspedius for the space enclosure, and this fee shall not be applicable.

(4) **Co-Carrier Cross-Connect.** As stated in Section 5 of the Collocation Attachment, Xspedius may connect to other CLECs within the designated Central Office in addition to, and not in lieu of, interconnection to BellSouth services and facilities. Where BellSouth must construct a cable rack structure to house the co-Carrier cross-connection, construction charges will be applied on an individual case basis. BellSouth shall provide an estimate of these charges in the Application Response. Where an existing cable rack structure is in place and has sufficient capacity to accommodate the co-Carrier cross-connection requested, the recurring charges as stated in this Exhibit A shall apply.

(5) **Additional Engineering Fee:** BellSouth's additional engineering, and other labor costs associated

with handling Xspedius -requested modifications to requests in progress or augmentations for existing arrangements shall be recovered as Additional Engineering charges, under provisions in BellSouth's F.C.C. Number 1 Tariff, Sections 13.1 and 13.2. Should Additional Engineering rates not be included, Xspedius agrees not to make changes to collocation arrangement after a Bona Fide Firm Order is submitted.

8. All of the other provisions of the Agreement, dated January 1, 2000, shall remain in full force and effect.
9. This Amendment is made effective thirty (30) calendar days following the last signature of all Parties.
10. Either or both of the Parties is authorized to submit this Amendment to the respective state regulatory authorities for approval subject to Section 252(e) of the Federal Telecommunications Act of 1996.

IN WITNESS WHEREOF, the Parties hereto have caused this Amendment to be executed by their respective duly authorized representatives on the date indicated below.

BellSouth Telecommunications, Inc.

Xspedius Corporation

By: Signature on File

By: Signature on File

Name: Gregory R. Follensbee

Name: Clements LeJeune

Title: Senior Director

Title: Sr. Vice President of Network Operations

Date: 4/29/2002

Date: 4/25/2002

Unbundled Network Elements
ALABAMA

CATEGORY	NOTES	UNBUNDLED NETWORK ELEMENT	Filt	Interim	Zone	BCS	USOC	RATES						OSS RATES						
								Nonrecurring			Nonrecurring Disconnect			Source	SOMEK	SOMAN	SOMAN	SOMAN	SOMAN	SOMAN
								Rec	First	Add'l	First	Add'l								
								Submitted Elec	Submitted Manually per	Charge - Manual Svc Order vs.	Charge - Manual Svc Order vs.	Charge - Manual Svc	Charge - Manual Svc							
PHYSICAL COLLOCATION																				
		Physical Collocation - 2-Wire Cross-Connects				UEANL,UEA,UD N,UDC,UAL,UH L,UCL,UEQ	PE1P2	0.031	33.68	31.79										
		Physical Collocation - 4-Wire Cross-Connects				CLO	PE1P4	0.062	33.63	31.67										
		Physical Collocation - DS1 Cross-Connects				CLO,UEANL,UE Q,WDS1L,WDS 1S	PE1P1	1.28	52.93	39.87										
		Physical Collocation - DS3 Cross-Connects				CLO	PE1P3	16.27	51.99	38.59										
		Physical Collocation - 2-Fiber Cross-Connect				CLO	PE1F2	3.23	52.00	38.60										
		Physical Collocation - 4-Fiber Cross-Connect				CLO	PE1F4	5.73	64.54	51.14										
		POT Bay Arrangements prior to 6/1/99 - 2-Wire Cross-Connect, per cross-connect				UEANL,UEA,UD N,UDC,UAL,UH L,UCL,UEQ,CL O	PE1PE	0.08												
		POT Bay Arrangements prior to 6/1/99 - 4-Wire Cross-Connect, per cross-connect				UEANL,UEA,UD N,UDC,UAL,UH L,UCL,UEQ,CL O	PE1PF	0.17												
		POT Bay Arrangements prior to 6/1/99 - DS1 Cross-Connect, per cross-connect				UEANL,UEA,UD N,UDC,UAL,UH L,UCL,UEQ,CL O,WDS1L,WDS 1S,	PE1PG	0.69												
		POT Bay Arrangements prior to 6/1/99 - DS3 Cross-Connect, per cross-connect				UEANL,UEA,UD N,UDC,UAL,UH L,UCL,UEQ,CL O	PE1PH	4.74												
		POT Bay Arrangements prior to 6/1/99 - 2-Fiber Cross-Connect, per cross-connect				UEANL,UEA,UD N,UDC,UAL,UH L,UCL,UEQ,CL O	PE1B2	32.02												
		POT Bay Arrangements prior to 6/1/99 - 4-Fiber Cross-Connect, per cross-connect				UEANL,UEA,UD N,UDC,UAL,UH L,UCL,UEQ,CL O	PE1B4	40.48												

Unbundled Network Elements
KENTUCKY

CATEGORY	NOTES	UNBUNDLED NETWORK ELEMENT	Filt	Interim	Zone	BCS	USOC	RATES				Source	SOME C	SOMAN	SOMAN	vc Order Submitted Elec	vc Order Submitted Manually per	Charge - Manual Svc Order vs.
								Nonrecurring		Nonrecurring								
								Disconnect		Disconnect								
								Rec	First	Add'l	First							
PHYSICAL COLLOCATION																		
		Physical Collocation - 2-Wire Cross-Connects				UEANL, UEA, U DN, UD C, UAL, UHL, U CL, UE Q	PE1P2	0.0333	24.68	23.68	12.14	10.95						
		Physical Collocation - 4-Wire Cross-Connects				CLO	PE1P4	0.0665	24.88	23.82	12.77	11.46						
		Physical Collocation - DS1 Cross-Connects				CLO, U EANL, U EQ, WD S1L, W DS1S	PE1P1	1.48	44.23	31.98	12.81	11.57						
		Physical Collocation - DS3 Cross-Connects				CLO	PE1P3	18.89	41.93	30.51	14.75	11.83						
		Physical Collocation - 2-Fiber Cross-Connect				CLO	PE1F2	3.75	41.93	30.51	14.76	11.84						
		Physical Collocation - 4-Fiber Cross-Connect				CLO	PE1F4	6.65	51.29	39.87	19.41	16.94						
		POT Bay Arrangements prior to 6/1/99 - 2-Wire Cross-Connect, per cross-connect				UEANL, UEA, U DN, UD C, UAL, UHL, U CL, UE Q, CLO	PE1PE	0.113										
		POT Bay Arrangements prior to 6/1/99 - 4-Wire Cross-Connect, per cross-connect				UEANL, UEA, U DN, UD C, UAL, UHL, U CL, UE Q, CLO	PE1PF	0.23										
		POT Bay Arrangements prior to 6/1/99 - DS1 Cross-Connect, per cross-connect				UEANL, UEA, U DN, UD C, UAL, UHL, U CL, UE Q, CLO, WDS1L, WDS1S	PE1PG	1.60										
		POT Bay Arrangements prior to 6/1/99 - DS3 Cross-Connect, per cross-connect				UEANL, UEA, U DN, UD C, UAL, UHL, U CL, UE Q, CLO	PE1PH	14.23										

Unbundled Network Elements
KENTUCKY

					UEANL, UEA,U DN,UD C,UAL, UHL,U CL,UE Q,CLO	PE1B2	48.57									
		POT Bay Arrangements prior to 6/1/99 - 2-Fiber Cross-Connect, per cross-connect														
					UEANL, UEA,U DN,UD C,UAL, UHL,U CL,UE Q,CLO	PE1B4	65.50									
		POT Bay Arrangements prior to 6/1/99 - 4-Fiber Cross-Connect, per cross-connect														

Unbundled Network Elements
LOUISIANA

CATEGORY	NOTES	UNBUNDLED NETWORK ELEMENT	Filt	Interim	Zone	BCS	USOC	RATES				OSS RATES							
								Nonrecurring		Nonrecurring		Source	SOMEC	SOMAN	SOMAN	SOMAN			
								Rec	First	Add'l	Disconnect								
PHYSICAL COLLOCATION																			
		Physical Collocation - 2-Wire Cross-Connects				UEANL, UEA,U DN,UD C,UAL, UHL,U CL,UE Q	PE1P2	0.0318	11.94	11.46									
		Physical Collocation - 4-Wire Cross-Connects				CLO	PE1P4	0.0636	12.04	11.53									
		Physical Collocation - DS1 Cross-Connects				CLO,U EANL,U EQ,WD S1L,W DS1S	PE1P1	1.04	21.39	15.47									
		Physical Collocation - DS3 Cross-Connects				CLO	PE1P3	13.21	20.28	14.76									
		Physical Collocation - 2-Fiber Cross-Connect				CLO	PE1F2	2.62	20.28	14.76									
		Physical Collocation - 4-Fiber Cross-Connect				CLO	PE1F4	4.65	24.81	19.29									
		POT Bay Arrangements prior to 6/1/99 - 2-Wire Cross-Connect, per cross-connect				UEANL, UEA,U DN,UD C,UAL, UHL,U CL,UE Q,CLO	PE1PE	0.079											
		POT Bay Arrangements prior to 6/1/99 - 4-Wire Cross-Connect, per cross-connect				UEANL, UEA,U DN,UD C,UAL, UHL,U CL,UE Q,CLO	PE1PF	0.158											
		POT Bay Arrangements prior to 6/1/99 - DS1 Cross-Connect, per cross-connect				UEANL, UEA,U DN,UD C,UAL, UHL,U CL,UE Q,CLO, WDS1L WDS1 S,	PE1PG	1.12											
		POT Bay Arrangements prior to 6/1/99 - DS3 Cross-Connect, per cross-connect				UEANL, UEA,U DN,UD C,UAL, UHL,U CL,UE Q,CLO	PE1PH	9.95											
		POT Bay Arrangements prior to 6/1/99 - 2-Fiber Cross-Connect, per cross-connect				UEANL, UEA,U DN,UD C,UAL, UHL,U CL,UE Q,CLO	PE1B2	33.96											

Unbundled Network Elements
LOUISIANA

					UEANL, UEA,U DN,UD C,UAL, UHL,U CL,UE Q,CLO	PE1B4	45.80										
POT Bay Arrangements prior to 6/1/99 - 4-Fiber Cross-Connect, per cross-connect																	

--	--

Unbundled Network Elements
MISSISSIPPI

CATEGORY	NOTES	UNBUNDLED NETWORK ELEMENT	Filt	Interim	Zone	BCS	USOC	RATES				OSS RATES			
								Nonrecurring		Nonrecurring		Submitted Elec	Submitted Manually per	Charge - Manual Svc Order vs.	Charge - Manual Svc Order vs.
								Rec	First	Add'l	Disconnect				
												First	Add'l	First	Add'l
PHYSICAL COLLOCATION															
		Physical Collocation - 2-Wire Cross-Connects				UEANL, UEA,U DN,UD C,UAL, UHL,U CL,UE Q	PE1P2	0.0288	12.37	11.87	6.04	5.45			
		Physical Collocation - 4-Wire Cross-Connects				CLO	PE1P4	0.0576	12.47	11.94	6.59	5.91			
		Physical Collocation - DS1 Cross-Connects				CLO,U EANL,U EQ,WD S1L,W DS1S	PE1P1	1.14	22.16	16.02	6.60	5.97			
		Physical Collocation - DS3 Cross-Connects				CLO	PE1P3	14.49	21.01	15.29	7.61	6.10			
		Physical Collocation - 2-Fiber Cross-Connect				CLO	PE1F2	2.87	21.01	15.29	7.61	6.10			
		Physical Collocation - 4-Fiber Cross-Connect				CLO	PE1F4	5.10	25.70	19.97	10.01	8.50			
		POT Bay Arrangements prior to 6/1/99 - 2-Wire Cross-Connect, per cross-connect				UEANL, UEA,U DN,UD C,UAL, UHL,U CL,UE Q,CLO	PE1PE	0.0867							
		POT Bay Arrangements prior to 6/1/99 - 4-Wire Cross-Connect, per cross-connect				UEANL, UEA,U DN,UD C,UAL, UHL,U CL,UE Q,CLO	PE1PF	0.1734							
		POT Bay Arrangements prior to 6/1/99 - DS1 Cross-Connect, per cross-connect				UEANL, UEA,U DN,UD C,UAL, UHL,U CL,UE Q,CLO, WDS1L ,WDS1 S	PE1PG	1.22							
		POT Bay Arrangements prior to 6/1/99 - DS3 Cross-Connect, per cross-connect				UEANL, UEA,U DN,UD C,UAL, UHL,U CL,UE Q,CLO	PE1PH	10.91							

Unbundled Network Elements
MISSISSIPPI

					UEANL, UEA,U DN,UD C,UAL, UHL,U CL,UE Q,CLO	PE1B2	37.26											
		POT Bay Arrangements prior to 6/1/99 - 2-Fiber Cross-Connect, per cross-connect																
					UEANL, UEA,U DN,UD C,UAL, UHL,U CL,UE Q,CLO	PE1B4	50.24											
		POT Bay Arrangements prior to 6/1/99 - 4-Fiber Cross-Connect, per cross-connect																

**Unbundled Network Elements
MISSISSIPPI**

Unbundled Network Elements
NORTH CAROLINA

CATEGORY	NOTES	UNBUNDLED NETWORK ELEMENT	Filt	Interim	Zone	BCS	USOC	RATES					Submitted Elec per LSR	Submitted Manually per		
								Nonrecurring		Nonrecurring		Source			SOMECE	SOMAN
								Rec	First	Add'l	Disconnect					
											First	Add'l				
PHYSICAL COLLOCATION																
		Physical Collocation - 2-Wire Cross-Connects		I		UEANL,UE A,UDN,UD C,UAL,UHL ,UCL,UEQ CLO	PE1P2	0.32	41.78	39.23						
		Physical Collocation - 4-Wire Cross-Connects		I		CLO,UEAN L,UEQ,WD S1L,WDS1 S	PE1P4	0.64	41.91	39.25						
		Physical Collocation - DS1 Cross-Connects		I		CLO	PE1P1	2.34	71.02	51.08						
		Physical Collocation - DS3 Cross-Connects		I		CLO	PE1P3	42.84	69.84	49.43						
		Physical Collocation - 2-Fiber Cross-Connect		I		CLO	PE1F2	2.94	51.97	38.59						
		Physical Collocation - 4-Fiber Cross-Connect		I		CLO	PE1F4	5.62	64.53	51.15						
		POT Bay Arrangements prior to 6/1/99 - 2-Wire Cross-Connect, per cross-connect				UEANL,UE A,UDN,UD C,UAL,UHL ,UCL,UEQ, CLO	PE1PE	0.10								
		POT Bay Arrangements prior to 6/1/99 - 4-Wire Cross-Connect, per cross-connect				UEANL,UE A,UDN,UD C,UAL,UHL ,UCL,UEQ, CLO	PE1PF	0.19								
		POT Bay Arrangements prior to 6/1/99 - DS1 Cross-Connect, per cross-connect				UEANL,UE A,UDN,UD C,UAL,UHL ,UCL,UEQ, CLO,WDS1 L,WDS1S,	PE1PG	0.79								
		POT Bay Arrangements prior to 6/1/99 - DS3 Cross-Connect, per cross-connect				UEANL,UE A,UDN,UD C,UAL,UHL ,UCL,UEQ, CLO	PE1PH	4.85								
		POT Bay Arrangements prior to 6/1/99 - 2-Fiber Cross-Connect, per cross-connect				UEANL,UE A,UDN,UD C,UAL,UHL ,UCL,UEQ, CLO	PE1B2	45.30								
		POT Bay Arrangements prior to 6/1/99 - 4-Fiber Cross-Connect, per cross-connect				UEANL,UE A,UDN,UD C,UAL,UHL ,UCL,UEQ, CLO	PE1B4	61.09								

Unbundled Network Elements
SOUTH CAROLINA

CATEGORY	NOTES	UNBUNDLED NETWORK ELEMENT	Filt	Interim	Zone	BCS	USOC	RATES					OSS R						
								Nonrecurring		Nonrecurring		Source	SOME C	SOMAN	SOMAN	Submitted Elec	Submitted Manually per	Charge - Manual Svc Order vs.	
								Rec	First	Add'l	First								Add'l
								Rec	First	Add'l	First	Add'l	Source	SOME C	SOMAN	SOMAN	Submitted Elec	Submitted Manually per	Charge - Manual Svc Order vs.
PHYSICAL COLLOCATION																			
		Physical Collocation - 2-Wire Cross-Connects				UEANL, UEA, UD N, UDC, UAL, UH L, UCL, U EQ	PE1P2	0.0341	12.32	11.83	6.04	5.45							
		Physical Collocation - 4-Wire Cross-Connects				CLO	PE1P4	0.0682	12.42	11.90	6.40	5.74							
		Physical Collocation - DS1 Cross-Connects				CLO, UE ANL, UE Q, WDS1 L, WDS1 S	PE1P1	1.12	22.08	15.96	6.42	5.80							
		Physical Collocation - DS3 Cross-Connects				CLO	PE1P3	14.21	20.94	15.23	7.39	5.93							
		Physical Collocation - 2-Fiber Cross-Connect				CLO	PE1F2	2.82	20.94	15.23	7.40	5.93							
		Physical Collocation - 4-Fiber Cross-Connect				CLO	PE1F4	5.01	25.61	19.90	9.73	8.26							
		POT Bay Arrangements prior to 6/1/99 - 2-Wire Cross-Connect, per cross-connect				UEANL, UEA, UD N, UDC, UAL, UH L, UCL, U EQ, CLO	PE1PE	0.0850											
		POT Bay Arrangements prior to 6/1/99 - 4-Wire Cross-Connect, per cross-connect				UEANL, UEA, UD N, UDC, UAL, UH L, UCL, U EQ, CLO	PE1PF	0.1701											
		POT Bay Arrangements prior to 6/1/99 - DS1 Cross-Connect, per cross-connect				UEANL, UEA, UD N, UDC, UAL, UH L, UCL, U EQ, CLO, WDS1L, WDS1S	PE1PG	1.20											
		POT Bay Arrangements prior to 6/1/99 - DS3 Cross-Connect, per cross-connect				UEANL, UEA, UD N, UDC, UAL, UH L, UCL, U EQ, CLO	PE1PH	10.71											
		POT Bay Arrangements prior to 6/1/99 - 2-Fiber Cross-Connect, per cross-connect				UEANL, UEA, UD N, UDC, UAL, UH L, UCL, U EQ, CLO	PE1B2	36.55											
		POT Bay Arrangements prior to 6/1/99 - 4-Fiber Cross-Connect, per cross-connect				UEANL, UEA, UD N, UDC, UAL, UH L, UCL, U EQ, CLO	PE1B4	49.29											

Unbundled Network Elements
TENNESSEE

CATEGORY	NOTES	UNBUNDLED NETWORK ELEMENT	Filt	Interim	Zone	BCS	USOC	RATES					Source	SOMEC	SOMAN
								Nonrecurring			Nonrecurring Disconnect				
								Rec	First	Add'l	First	Add'l			
PHYSICAL COLLOCATION															
		Physical Collocation - 2-Wire Cross-Connects				UEANL, UEA,UD N,UDC, UAL,UH L,UCL,U EQ	PE1P2	0.033	33.82	31.92					
		Physical Collocation - 4-Wire Cross-Connects				CLO	PE1P4	0.066	33.94	31.95					
		Physical Collocation - DS1 Cross-Connects				CLO,UE ANL,UE Q,WDS1 L,WDS1 S	PE1P1	1.51	53.27	40.16					
		Physical Collocation - DS3 Cross-Connects				CLO	PE1P3	19.26	52.37	38.89					
		Physical Collocation - 2-Fiber Cross-Connect				CLO	PE1F2	15.64	41.56	29.82	12.96	10.34			
		Physical Collocation - 4-Fiber Cross-Connect				CLO	PE1F4	28.11	50.53	38.78	16.97	14.35			
		POT Bay Arrangements prior to 6/1/99 - 2-Wire Cross-Connect, per cross-connect				UEANL, UEA,UD N,UDC, UAL,UH L,UCL,U EQ,CLO	PE1PE	0.40							
		POT Bay Arrangements prior to 6/1/99 - 4-Wire Cross-Connect, per cross-connect				UEANL, UEA,UD N,UDC, UAL,UH L,UCL,U EQ,CLO	PE1PF	1.20							
		POT Bay Arrangements prior to 6/1/99 - DS1 Cross-Connect, per cross-connect				UEANL, UEA,UD N,UDC, UAL,UH L,UCL,U EQ,CLO, WDS1L, WDS1S,	PE1PG	1.20							
		POT Bay Arrangements prior to 6/1/99 - DS3 Cross-Connect, per cross-connect				UEANL, UEA,UD N,UDC, UAL,UH L,UCL,U EQ,CLO	PE1PH	8.00							
		POT Bay Arrangements prior to 6/1/99 - 2-Fiber Cross-Connect, per cross-connect				UEANL, UEA,UD N,UDC, UAL,UH L,UCL,U EQ,CLO	PE1B2	38.79							

**Amendment to
Interconnection Agreement between
Xspedius Corp. and
BellSouth Telecommunications, Inc.
Dated 01/01/2000**

Pursuant to this Agreement (the "Agreement") Xspedius Corp. ("Xspedius"), a Louisiana corporation, and BellSouth Telecommunications, Inc. ("BellSouth") hereinafter referred to collectively as the "Parties" hereby agree to amend that certain Master Interconnection Agreement ("the Agreement") between BellSouth and Xspedius dated 01/01/2000. **The Effective Date of this Agreement shall be May 24, 2002.**

NOW THEREFORE, in consideration of the mutual provisions contained herein and other good and valuable consideration, the receipt and sufficiency of which are hereby acknowledged, Xspedius and BellSouth hereby covenant and agree as follows:

1. The Parties agree to delete attachment 2 and Attachment 2, Exhibit C in their entirety in the interconnection agreement dated 01/01/2000 for the states Louisiana, and Mississippi and replace them with Attachment 2 and Attachment 2, Exhibit B (version 4/12/02) hereto attached for the states Louisiana and Mississippi. The Parties agree to **delete Attachments 1, 3, 5, and 7** rates in their entirety in the interconnection agreement dated 01/01/2000 for the states Louisiana and Mississippi and replace them with **Attachments 1, 3, 5, and 7** rates for version (04/12/02) for the states Louisiana and Mississippi.
2. All other provisions of the Interconnection Agreement, dated 01/01/2000, shall remain in full force and effect.
3. Either or both of the Parties is authorized to submit this Amendment to the appropriate state Commissions for approval subject to section 252(e) of the Federal Telecommunications Act of 1996.
4. IN WITNESS WHEREOF, the Parties hereto have caused this Amendment to be executed by their respective duly authorized representatives on the date indicated below.

BellSouth Telecommunications, Inc.

Xspedius Corp.

By: _____

By: _____

Name: _____

Name: _____

Title : _____

Title : _____

Date: _____

Date: _____

RESALE DISCOUNTS AND RATES

					LOUISIANA	MISSISSIPPI			
APPLICABLE DISCOUNTS									
RESIDENCE					20.72%	15.75%			
BUSINESS					20.72%	15.75%			
CSAs*					9.05%				
* Unless noted in this row, the discount for Business will be the applicable discount rate for CSAs.									
OPERATIONAL SUPPORT SYSTEMS (OSS) RATES									
<u>ELEMENT</u>	<u>USOC</u>								
Electronic LSR	SOME C				\$3.50	\$3.50			
Manual LSR	SOMAN				\$19.99	\$19.99			
OPERATOR SERVICES (OPERATOR CALL PROCESSING AND DIRECTORY ASSISTANCE)									
SELECTIVE CALL ROUTING USING LINE CLASS CODES (SCR-LCC)									
<u>ELEMENT</u>	<u>USOC</u>								
Nonrecurring Charge: Per Unique LCC, per Request, per Switch					\$82.25	\$227.99			
Nonrecurring Disconnect Charge: Per Unique LCC, per Request, per Switch					NA	NA			
CUSTOM BRANDING ANNOUNCEMENT (CBA)									
DIRECTORY ASSISTANCE (DA) CBA via OLNS SOFTWARE									
Recording of DA CBA					\$3,000.00	\$3,000.00			
Loading of DA CBA per DRAM Card/Switch per OCN					\$1,700.00	\$1,700.00			

RESALE DISCOUNTS AND RATES

					LOUISIANA	MISSISSIPPI			
CUSTOM BRANDING ANNOUNCEMENT (CBA) CONT'd									
DIRECTORY ASSISTANCE (DA) UNBRANDING via OLNS SOFTWARE									
Loading of DA per OCN (1 OCN per Order)					\$420.00	\$420.00			
Loading of DA per Switch, per OCN					\$16.00	\$16.00			
OPERATOR ASSISTANCE (OA) CBA via OLNS SOFTWARE									
<u>ELEMENT</u>									
Recording of OA CBA					\$7,000.00	\$7,000.00			
Loading of OA CBA per shelf/ NAV per OCN					\$500.00	\$500.00			
Loading of DA CBA per DRAM Card/Switch per OCN					\$1,170.00	\$1,170.00			
OPERATOR ASSISTANCE (OA) UNBRANDING via OLNS SOFTWARE									
Loading of OA per OCN - Regional					\$1,200.00	\$1,200.00			

Attachment 2

Network Elements and Other Services

TABLE OF CONTENTS

1 INTRODUCTION..... 3

2 UNBUNDLED LOOPS..... 4

3 HIGH FREQUENCY SPECTRUM NETWORK ELEMENT..... 25

4 LOCAL SWITCHING..... 35

5 UNBUNDLED NETWORK ELEMENT COMBINATIONS..... 41

6 TRANSPORT, CHANNELIZATION AND DARK FIBER..... 48

**7 BELLSOUTH SWITCHED ACCESS (“SWA”) 8XX TOLL FREE DIALING TEN DIGIT
SCREENING SERVICE..... 53**

8 LINE INFORMATION DATABASE (LIDB)..... 53

9 SIGNALING 56

10 OPERATOR SERVICES (OPERATOR CALL PROCESSING AND DIRECTORY ASSISTANCE) . 62

11 AUTOMATIC LOCATION IDENTIFICATION/DATA MANAGEMENT SYSTEM (ALI/DMS)..... 68

12 CALLING NAME (CNAM) DATABASE SERVICE..... 69

**13 SERVICE CREATION ENVIRONMENT AND SERVICE MANAGEMENT SYSTEM (SCE/SMS)
ADVANCED INTELLIGENT NETWORK (AIN) ACCESS 70**

14 BASIC 911 AND E911 71

15 OPERATIONAL SUPPORT SYSTEMS (OSS)..... 72

LIDB Storage Agreement Exhibit A

Rates Exhibit B

ACCESS TO NETWORK ELEMENTS AND OTHER SERVICES

1 Introduction

- 1.1 This Attachment sets forth rates, terms and conditions for Network Elements and combinations of Network Elements that BellSouth agrees to offer to Xspeduis in accordance with its obligations under Section 251(c)(3) of the Act. Additionally, this Attachment sets forth the rates, terms and conditions for other services BellSouth makes available to Xspeduis. The price for each Network Element and combination of Network Elements and other services are set forth in Exhibit B of this Agreement. Additionally, the provision of a particular Network Element or service may require Xspeduis to purchase other Network Elements or services.
- 1.2 For purposes of this Agreement, “Network Element” is defined to mean a facility or equipment Xspeduis used in the provision of a telecommunications service. For purposes of this Agreement, combinations of Network Elements shall be referred to as “Combinations.”
- 1.3 BellSouth shall, upon request of Xspeduis, and to the extent technically feasible, provide to Xspeduis access to its Network Elements for the provision of Xspeduis’s telecommunications services. If no rate is identified in this Agreement, the rate for the specific service or function will be as set forth in the applicable BellSouth tariff or as negotiated by the Parties upon request by either Party.
- 1.4 Xspeduis may purchase Network Elements and other services from BellSouth for the purpose of combining such network elements in any manner Xspeduis chooses to provide telecommunication services to its intended users, including recreating existing BellSouth services. With the exception of the sub-loop Network Elements which are located outside of the central office, BellSouth shall deliver the Network Elements purchased by Xspeduis to the demarcation point associated with Xspeduis’s collocation arrangement.
- 1.5 BellSouth shall comply with the requirements as set forth in the technical references within this Attachment 2.
- 1.6 Rates
- 1.6.1 The prices that Xspeduis shall pay to BellSouth for Network Elements and Other Services are set forth in Exhibit B to this Attachment. If Xspeduis purchases a service(s) from a tariff, all terms and conditions and rates as set forth in such tariff shall apply.
- 1.6.2 Rates, terms and conditions for order cancellation charges and Service Date Advancement Charges will apply in accordance with Attachment 6 and are incorporated herein by this reference.

- 1.6.3 If Xspeduis modifies an order (Order Modification Charge (OMC)) after being sent a Firm Order Confirmation (FOC) from BellSouth, any costs incurred by BellSouth to accommodate the modification will be paid by Xspeduis in accordance with FCC No. 1 Tariff, Section 5.
- 1.6.4 A one-month minimum billing period shall apply to all UNE conversions or new installations.
- 2 Unbundled Loops**
- 2.1 General
- 2.1.1 The local loop Network Element (“Loop”) is defined as a transmission facility between a distribution frame (or its equivalent) in BellSouth’s central office and the loop demarcation point at an end-user customer premises, including inside wire owned by BellSouth. The local loop Network Element includes all features, functions, and capabilities of the transmission facilities, including dark fiber and attached electronics (except those used for the provision of advanced services, such as Digital Subscriber Line Access Multiplexers) and line conditioning.
- 2.1.2 The provisioning of a Loop to Xspeduis’s collocation space will require cross-office cabling and cross-connections within the central office to connect the Loop to a local switch or to other transmission equipment. These cross-connects are separate components, that are not considered a part of the Loop, and thus, have a separate charge.
- 2.1.3 To the extent available within BellSouth’s network at a particular location, BellSouth will offer Loops capable of supporting telecommunications services. If a requested loop type is not available, and cannot be made available through BellSouth’s Unbundled Loop Modification process, then Xspeduis can use the Special Construction process to request that BellSouth place facilities in order to meet Xspeduis’s loop requirements. Standard Loop intervals shall not apply to the Special Construction process.
- 2.1.4 Where facilities are available, BellSouth will install Loops in compliance with BellSouth’s Products and Services Interval Guide available at the website at <http://www.interconnection.bellsouth.com>. For orders of 15 or more Loops, the installation and any applicable Order Coordination as described below will be handled on a project basis, and the intervals will be set by the BellSouth project manager for that order. When Loops require a Service Inquiry (SI) prior to issuing the order to determine if facilities are available, the interval for the SI process is separate from the installation interval.
- 2.1.5 The Loop shall be provided to Xspeduis in accordance with BellSouth’s TR73600 Unbundled Local Loop Technical Specification and applicable industry standard technical references.

- 2.1.6 Xspeduis may utilize the unbundled Loops to provide any telecommunications service it wishes, so long as such services are consistent with industry standards and BellSouth's TR73600.
- 2.1.7 BellSouth will only provision, maintain and repair the Loops to the standards that are consistent with the type of Loop ordered. In those cases where Xspeduis has requested that BellSouth modify a Loop so that it no longer meets the technical parameters of the original Loop type (e.g., voice grade, ISDN, ADSL, etc.) the resulting Loop will be maintained as an unbundled copper Loop (UCL), and Xspeduis shall pay the recurring and non-recurring charges for a UCL. For non-service specific loops (e.g. UCL, Loops modified by Xspeduis using the Unbundled Loop Modification (ULM) process), BellSouth will only support that the Loop has copper continuity and balanced tip-and-ring.
- 2.1.8 **Loop Testing/Trouble Reporting**
- 2.1.8.1 Xspeduis will be responsible for testing and isolating troubles on the Loops. Xspeduis must test and isolate trouble to the BellSouth portion of a designed/non-designed unbundled loop (e.g., UVL-SL2, UCL-D, UVL-SL1, UCL-ND, etc.) before reporting repair to the UNE Center. At the time of the trouble report, Xspeduis will be required to provide the results of the Xspeduis test which indicate a problem on the BellSouth provided loop.
- 2.1.8.2 Once Xspeduis has isolated a trouble to the BellSouth provided Loop, and had issued a trouble report to BellSouth on the Loop, BellSouth will take the actions necessary to repair the Loop if a trouble actually exists. BellSouth will repair these Loops in the same time frames that BellSouth repairs similarly situated Loops to its end users.
- 2.1.8.3 If Xspeduis reports a trouble on a non-designed loop (e.g., UVL-SL1, UCL-ND, etc.) and no trouble actually exists, BellSouth will charge Xspeduis for any dispatching and testing (both inside and outside the CO) required by BellSouth in order to confirm the loop's working status. If Xspeduis reports trouble on a designed loop and no trouble is found, BellSouth will charge Xspeduis for any dispatch and testing outside the central office.
- 2.1.9 **Order Coordination and Order Coordination-Time Specific**
- 2.1.9.1 "Order Coordination" (OC) allows BellSouth and Xspeduis to coordinate the installation of the SL2 Loops, Unbundled Digital Loops (UDL) and other Loops where OC may be purchased as an option, to Xspeduis's facilities to limit end user service outage. OC is available when the Loop is provisioned over an existing circuit that is currently providing service to the end user. OC for physical conversions will be scheduled at BellSouth's discretion during normal working hours on the committed due date. OC shall be provided in accordance with the chart set forth below.

- 2.1.9.2 “Order Coordination – Time Specific” (OC-TS) allows Xspeduis to order a specific time for OC to take place. BellSouth will make every effort to accommodate Xspeduis’s specific conversion time request. However, BellSouth reserves the right to negotiate with Xspeduis a conversion time based on load and appointment control when necessary. This OC-TS is a chargeable option for all Loops except Unbundled Copper Loops (UCL) and Universal Digital Channel (UDC), and is billed in addition to the OC charge. Xspeduis may specify a time between 9:00 a.m. and 4:00 p.m. (location time) Monday through Friday (excluding holidays). If Xspeduis specifies a time outside this window, or selects a time or quantity of Loops that requires BellSouth technicians to work outside normal work hours, overtime charges will apply in addition to the OC and OC-TS charges. Overtime charges will be applied based on the amount of overtime worked and in accordance with the rates established in the Access Services Tariff, Section E13.2, for each state. The OC-TS charges for an order due on the same day at the same location will be applied on a per Local Service Request (LSR) basis.
- 2.1.10 **CLEC to CLEC Conversions for Unbundled Loops**
- 2.1.10.1 The CLEC to CLEC conversion process for unbundled Loops may be used by Xspeduis when converting an existing unbundled Loop from another CLEC for the same end user. The Loop type being converted must be included in Xspeduis’s Interconnection Agreement before requesting a conversion.
- 2.1.10.2 To utilize the CLEC to CLEC conversion process, the Loop being converted must be the same Loop type with no requested changes to the Loop, must serve the same end user location from the same serving wire center, and must not require an outside dispatch to provision.
- 2.1.10.3 The Loops converted to Xspeduis pursuant to the CLEC to CLEC conversion process shall be provisioned in the same manner and with the same functionality and options as described in this Attachment for the specific Loop type.

	Order Coordination (OC)	Order Coordination – Time Specific (OC-TS)	Test Points	DLR	Charge for Dispatch and Testing if No Trouble Found
SL-1 (Non-Designed)	Chargeable Option	Chargeable Option	Not available	Chargeable Option – ordered as Engineering Information Document	Charged for Dispatch inside and outside Central Office
UCL-ND (Non-Designed)	Chargeable Option	Not Available	Not Available	Chargeable Option – ordered as Engineering Information Document	Charged for Dispatch inside and outside Central Office
Unbundled Voice Loops - SL-2 (including 2- and 4-wire UVL) (Designed)	Included	Chargeable Option	Included	Included	Charged for Dispatch outside Central Office
Unbundled Digital Loop (Designed)	Included	Chargeable Option (except on Universal Digital Channel)	Included (where appropriate)	Included	Charged for Dispatch outside Central Office
Unbundled Copper Loop (Designed)	Chargeable in accordance with Section 2	Not available	Included	Included	Charged for Dispatch outside Central Office
For UVL-SL1 and UCLs, Xspeduis must order and will be billed for both OC and OC-TS if requesting OC-TS.					

2.2 **Unbundled Voice Loops (UVLs)**

2.2.1 BellSouth shall make available the following UVLs:

2.2.1.1 2-wire Analog Voice Grade Loop – SL1 (Non-Designed)

2.2.1.2 2-wire Analog Voice Grade Loop – SL2 (Designed)

2.2.1.3 4-wire Analog Voice Grade Loop (Designed)

- 2.2.2 Unbundled Voice Loops (UVL) may be provisioned using any type of facility that will support voice grade services. This may include loaded copper, non-loaded copper, digital loop carrier systems, fiber or a combination of any of these facilities. BellSouth, in the normal course of maintaining, repairing, and configuring its network, may also change the facilities that are used to provide any given voice grade circuit. This change may occur at any time. In these situations, BellSouth will only ensure that the newly provided facility will support voice grade services. BellSouth will not guarantee that Xspeduis will be able to continue to provide any advanced services over the new facility. BellSouth will offer UVL in two different service levels - Service Level One (SL1) and Service Level Two (SL2).
- 2.2.3 Unbundled Voice Loop - SL1 (UVL-SL1) loops are 2-wire loop start circuits, will be non-designed, and will not have remote access test points. OC will be offered as a chargeable option on SL1 loops when reuse of existing facilities has been requested by Xspeduis. Xspeduis may also order OC-TS when a specified conversion time is requested. OC-TS is a chargeable option for any coordinated order and is billed in addition to the OC charge. An Engineering Information (EI) document can be ordered as chargeable option. The EI document provides loop make up information which is similar to the information normally provided in a Design Layout Record. Upon issuance of a non-coordinated order in the service order system, SL1 loops will be activated on the due date in the same manner and time frames that BellSouth normally activates POTS-type loops for its end users.
- 2.2.4 For an additional charge BellSouth will make available Loop Testing so that Xspeduis may request further testing on UVL-SL1 loops. Loop Testing is available for new and reuse of BellSouth facilities. Rates for Loop Testing are as set forth in Exhibit B of this Attachment.
- 2.2.5 Unbundled Voice Loop – SL2 (UVL-SL2) loops may be 2-wire or 4-wire circuits, shall have remote access test points, and will be designed with a Design Layout Record provided to Xspeduis. SL2 circuits can be provisioned with loop start, ground start or reverse battery signaling. OC is provided as a standard feature on SL2 loops. The OC feature will allow Xspeduis to coordinate the installation of the loop with the disconnect of an existing customer's service and/or number portability service. In these cases, BellSouth will perform the order conversion with standard order coordination at its discretion during normal work hours.

2.3 **Unbundled Digital Loops**

- 2.3.1 BellSouth will offer Unbundled Digital Loops (UDL). UDLs are service specific, will be designed, will be provisioned with test points (where appropriate), and will come standard with OC and a Design Layout Record (DLR). The various UDLs are intended to support a specific digital transmission scheme or service.
- 2.3.2 BellSouth shall make available the following UDLs:

- 2.3.2.1 2-wire Unbundled ISDN Digital Loop
- 2.3.2.2 2-wire Universal Digital Channel (IDSL Compatible)
- 2.3.2.3 2-wire Unbundled ADSL Compatible Loop
- 2.3.2.4 2-wire Unbundled HDSL Compatible Loop
- 2.3.2.5 4-wire Unbundled HDSL Compatible Loop
- 2.3.2.6 4-wire Unbundled DS1 Digital Loop
- 2.3.2.7 4-wire Unbundled Digital Loop/DS0 – 64 kbps, 56 kbps and below
- 2.3.2.8 DS3 Loop
- 2.3.2.9 STS-1 Loop
- 2.3.2.10 OC3 Loop
- 2.3.2.11 OC12 Loop
- 2.3.2.12 OC48 Loop
- 2.3.3 2-Wire Unbundled ISDN Digital Loops will be provisioned according to industry standards for 2-Wire Basic Rate ISDN services and will come standard with a test point, Order Coordination, and a DLR. Xspeduis will be responsible for providing BellSouth with a Service Profile Identifier (SPID) associated with a particular ISDN-capable loop and end user. With the SPID, BellSouth will be able to adequately test the circuit and ensure that it properly supports ISDN service. BellSouth will not reconfigure its ISDN-capable loop to support IDSL service.
- 2.3.3.1 The Universal Digital Channel (UDC) (also known as IDSL-compatible Loop) is intended to be compatible with IDSL service and has the same physical characteristics and transmission specifications as BellSouth's ISDN-capable loop. These specifications are listed in BellSouth's TR73600.
- 2.3.3.2 The UDC may be provisioned on copper or through a Digital Loop Carrier (DLC) system. When UDC Loops are provisioned using a DLC system, the Loops will be provisioned on time slots that are compatible with data-only services such as IDSL.
- 2.3.4 2-Wire ADSL-Compatible Loop. This is a designed loop that is provisioned according to Revised Resistance Design (RRD) criteria and may be up to 18kft long and may have up to 6kft of bridged tap (inclusive of loop length). The loop is a 2-wire circuit and will come standard with a test point, Order Coordination, and a DLR.

- 2.3.5 2-Wire or 4-Wire HDSL-Compatible Loop. This is a designed loop that is provisioned according to Carrier Serving Area (CSA) criteria and may be up to 12,000 feet long and may have up to 2,500 feet of bridged tap (inclusive of loop length). It may be a 2-wire or 4-wire circuit and will come standard with a test point, Order Coordination, and a DLR.
- 2.3.6 4-Wire Unbundled DS1 Digital Loop. This is a designed 4-wire loop that is provisioned according to industry standards for DS1 or Primary Rate ISDN services and will come standard with a test point, Order Coordination, and a DLR. A DS1 Loop may be provisioned over a variety of loop transmission technologies including copper, HDSL-based technology or fiber optic transport systems. It will include a 4-Wire DS1 Network Interface at the end-user's location.
- 2.3.7 4-Wire Unbundled Digital/DS0 Loop. These are designed 4-wire loops that may be configured as 64kbps, 56kbps, 19kbps, and other sub-rate speeds associated with digital data services and will come standard with a test point, Order Coordination, and a DLR.
- 2.3.8 DS3 Loop. DS3 Loop is a two-point digital transmission path, which provides for simultaneous two-way transmission of serial, bipolar, return-to-zero isochronous digital electrical signals at a transmission rate of 44.736 megabits per second (Mbps) that is dedicated to the use of the ordering CLEC in its provisioning of local exchange and associated exchange access services. It may provide transport for twenty-eight (28) DS1 channels, each of which provides the digital equivalent of twenty-four analog voice grade channels. The interface to unbundled dedicated DS3 transport is a metallic-based electrical interface.
- 2.3.9 STS-1 Loop. STS-1 Loop is a high-capacity digital transmission path with SONET VT1.5 mapping that is dedicated for the use of the ordering customer for the purpose of provisioning local exchange and associated exchange access services. It is a two-point digital transmission path, which provides for simultaneous two-way transmission of serial bipolar return-to-zero synchronous digital electrical signals at a transmission rate of 51.84 megabits per second (Mbps). It may provide transport for twenty-eight (28) DS1 channels, each of which provides the digital equivalent of twenty-four analog voice grade channels. The interface to unbundled dedicated STS-1 transport is a metallic-based electrical interface.
- 2.3.10 OC3 Loop/OC12 Loop/OC48 Loop. OC3/OC-12/OC-48 Loops are optical two-point transmission paths that are dedicated to the use of the ordering CLEC in its provisioning of local exchange and associated exchange access services. The physical interface for all optical transport is optical fiber. This interface standard allows for transport of many different digital signals using a basic building block or base transmission rate of 51.84 megabits per second (Mbps). Higher rates are direct multiples of the base rate. The following rates are applicable: OC-3 - 155.52 Mbps; OC12 - 622.08 Mbps; and OC-48 - 2488 Mbps.

2.3.11 DS3 and above services come with a test point and a DLR. Mileage is airline miles, rounded up and a minimum of one mile applies. BellSouth TR 73501 LightGate[®]Service Interface and Performance Specifications, Issue D, June 1995 applies to DS3 and above services.

2.4 **Unbundled Copper Loops (UCL)**

2.4.1 BellSouth shall make available Unbundled Copper Loops (UCLs). The UCL is a copper twisted pair Loop that is unencumbered by any intervening equipment (e.g., filters, load coils, range extenders, digital loop carrier, or repeaters) and is not intended to support any particular telecommunications service. The UCL will be offered in two types – Designed and Non-Designed.

2.4.2 **Unbundled Copper Loop – Designed (UCL-D)**

2.4.2.1 The UCL-D will be provisioned as a dry copper twisted pair loop that is unencumbered by any intervening equipment (e.g., filters, load coils, range extenders, digital loop carrier, or repeaters). The UCL-D will be offered in two versions - Short and Long.

2.4.2.2 A short UCL-D (18,000 feet or less) is provisioned according to Resistance Design parameters, may have up to 6,000 feet of bridged tap and will have up to 1300 ohms of resistance.

2.4.2.3 The long UCL-D (beyond 18,000 feet) is provisioned as a dry copper twisted pair longer than 18,000 feet and may have up to 12,000 feet of bridged tap and up to 2800 ohms of resistance.

2.4.2.4 The UCL-D is a designed circuit, is provisioned with a test point, and comes standard with a DLR. OC is a chargeable option for a UCL-D; however, OC is always required on UCLs where a reuse of existing facilities has been requested by Xspeduis.

2.4.2.5 These loops are not intended to support any particular services and may be utilized by Xspeduis to provide a wide-range of telecommunications services so long as those services do not adversely affect BellSouth's network. This facility will include a Network Interface Device (NID) at the customer's location for the purpose of connecting the loop to the customer's inside wire.

2.4.2.6 BellSouth will make available the following UCL-Ds:

2.4.2.6.1 2-Wire UCL-D/short

2.4.2.6.2 2-Wire UCL-D/long

2.4.2.6.3 4-Wire UCL-D/short

2.4.2.6.4 4-Wire UCL-D/long

2.4.3 **Unbundled Copper Loop – Non-Designed (UCL-ND)**

2.4.3.1 The UCL-ND is provisioned as a dedicated 2-wire metallic transmission facility from BellSouth's Main Distribution Frame to a customer's premises (including the NID). The UCL-ND will be a "dry copper" facility in that it will not have any intervening equipment such as load coils, repeaters, or digital access main lines ("DAMLs"), and may have up to 6,000 feet of bridged tap between the end user's premises and the serving wire center. The UCL-ND typically will be 1300 Ohms resistance and in most cases will not exceed 18,000 feet in length, although the UCL-ND will not have a specific length limitation. For loops less than 18,000 feet and with less than 1300 Ohms resistance, the loop will provide a voice grade transmission channel suitable for loop start signaling and the transport of analog voice grade signals. The UCL-ND will not be designed and will not be provisioned with either a DLR or a test point.

2.4.3.2 The UCL-ND facilities may be mechanically assigned using BellSouth's assignment systems. Therefore, the Loop Make Up process is not required to order and provision the UCL-ND. However, Xspeduis can request Loop Make Up for which additional charges would apply.

2.4.3.3 At an additional charge, BellSouth also will make available Loop Testing so that Xspeduis may request further testing on the UCL-ND. Rates for Loop Testing are as set forth in Exhibit B of this Attachment.

2.4.3.4 UCL-ND loops are not intended to support any particular service and may be utilized by Xspeduis to provide a wide-range of telecommunications services so long as those services do not adversely affect BellSouth's network. The UCL-ND will include a Network Interface Device (NID) at the customer's location for the purpose of connecting the loop to the customer's inside wire.

2.4.3.5 Order Coordination (OC) will be provided as a chargeable option and may be utilized when the UCL-ND provisioning is associated with the reuse of BellSouth facilities. Order Coordination -Time Specific (OC-TS) does not apply to this product.

2.4.3.6 Xspeduis may use BellSouth's Unbundled Loop Modification (ULM) offering to remove bridge tap and/or load coils from any loop within the BellSouth network. Therefore, some loops that would not qualify as UCL-ND could be transformed into loops that do qualify, using the ULM process.

2.5 **Unbundled Loop Modifications (Line Conditioning)**

2.5.1 Line Conditioning is defined as the removal from the Loop of any devices that may diminish the capability of the Loop to deliver high-speed switched wireline

telecommunications capability, including xDSL service. Such devices include, but are not limited to, load coils, bridged taps, low pass filters, and range extenders.

- 2.5.2 BellSouth shall condition Loops, as requested by Xspeduis, whether or not BellSouth offers advanced services to the End User on that Loop.
- 2.5.3 In some instances, Xspeduis will require access to a copper twisted pair loop unfettered by any intervening equipment (e.g., filters, load coils, range extenders, etc.), so that Xspeduis can use the loop for a variety of services by attaching appropriate terminal equipment at the ends. Xspeduis will determine the type of service that will be provided over the loop. BellSouth's Unbundled Loop Modifications (ULM) process will be used to determine the costs and feasibility of conditioning the loops as requested. Rates for ULM are as set forth in Exhibit B of this Attachment.
- 2.5.4 In those cases where Xspeduis has requested that BellSouth modify a Loop so that it no longer meets the technical parameters of the original Loop type (e.g., voice grade, ISDN, ADSL, etc.) the resulting modified Loop will be ordered and maintained as a UCL.
- 2.5.5 The Unbundled Loop Modifications (ULM) offering provides the following elements: 1) removal of devices on 2-wire or 4-wire Loops equal to or less than 18,000 feet; 2) removal of devices on 2-wire or 4-wire Loops longer than 18,000 feet; and 3) removal of bridged-taps on loops of any length.
- 2.5.6 Xspeduis shall request Loop make up information pursuant to this Attachment prior to submitting a service inquiry and/or a LSR for the Loop type that Xspeduis desires BellSouth to condition.

2.6 **Loop Provisioning Involving Integrated Digital Loop Carriers**

- 2.6.1 Where Xspeduis has requested an Unbundled Loop and BellSouth uses Integrated Digital Loop Carrier (IDLC) systems to provide the local service to the end user and BellSouth has a suitable alternate facility available, BellSouth will make such alternative facilities available to Xspeduis. If a suitable alternative facility is not available, then to the extent it is technically feasible, BellSouth will make alternative arrangements available to Xspeduis (e.g. hairpinning).
- 2.6.2 BellSouth will select one of the following arrangements:
1. Roll the circuit(s) from the IDLC to any spare copper that exists to the customer premises.
 2. Roll the circuit(s) from the IDLC to an existing DLC that is not integrated.
 3. If capacity exists, provide "side-door" porting through the switch.
 4. If capacity exists, provide "DACS-door" porting (if the IDLC routes through a DACS prior to integration into the switch).

2.6.3 Arrangements 3 and 4 above require the use of a designed circuit. Therefore, non-designed loops such as the SL1 voice grade and UCL-ND may not be ordered in these cases.

2.6.4 If no alternate facility is available, BellSouth will utilize its Special Construction (SC) process to determine the additional costs required to provision the loop facilities. Xspeduis will then have the option of paying the one-time SC rates to place the loop.

2.7 **Network Interface Device (NID)**

2.7.1 The NID is defined as any means of interconnection of end-user customer premises wiring to BellSouth's distribution plant, such as a cross-connect device used for that purpose. The NID is a single-line termination device or that portion of a multiple-line termination device required to terminate a single line or circuit at the premises. The NID features two independent chambers or divisions that separate the service provider's network from the end user's customer-premises wiring. Each chamber or division contains the appropriate connection points or posts to which the service provider and the end user each make their connections. The NID provides a protective ground connection and is capable of terminating cables such as twisted pair cable.

2.7.2 BellSouth shall permit Xspeduis to connect Xspeduis's Loop facilities the end-user's customer-premises wiring through the BellSouth NID or at any other technically feasible point.

2.7.3 **Access to NID**

2.7.3.1 Xspeduis may access the end user's customer-premises wiring by any of the following means and Xspeduis shall not disturb the existing form of electrical protection and shall maintain the physical integrity of the NID:

2.7.3.1.1 1) BellSouth shall allow Xspeduis to connect its loops directly to BellSouth's multi-line residential NID enclosures that have additional space and are not used by BellSouth or any other telecommunications carriers to provide service to the premises.

2.7.3.1.2 2) Where an adequate length of the end user's customer premises wiring is present and environmental conditions permit, either Party may remove the customer premises wiring from the other Party's NID and connect such wiring to that Party's own NID;

2.7.3.1.3 3) Enter the subscriber access chamber or dual chamber NID enclosures for the purpose of extending a connect divisioned or spliced jumper wire from the customer premises wiring through a suitable "punch-out" hole of such NID enclosures; or

- 2.7.3.1.4 4) Request BellSouth to make other rearrangements to the end user customer premises wiring terminations or terminal enclosure on a time and materials cost basis.
- 2.7.3.2 In no case shall either Party remove or disconnect the other Party's loop facilities from either Party's NIDs, enclosures, or protectors unless the applicable Commission has expressly permitted the same and the disconnecting Party provides prior notice to the other Party. In such cases, it shall be the responsibility of the Party disconnecting loop facilities to leave undisturbed the existing form of electrical protection and to maintain the physical integrity of the NID. It will be Xspeduis's responsibility to ensure there is no safety hazard and will hold BellSouth harmless for any liability associated with the removal of the BellSouth loop from the BellSouth NID. Furthermore, it shall be the responsibility of the disconnecting Party, once the other Party's loop has been disconnected from the NID, to reconnect the disconnected loop to a nationally recognized testing laboratory listed station protector, which has been grounded as per Article 800 of the National Electrical Code. If no spare station protector exists in the NID, the disconnected loop must be appropriately cleared, capped and stored.
- 2.7.3.3 In no case shall either Party remove or disconnect ground wires from BellSouth's NIDs, enclosures, or protectors.
- 2.7.3.4 In no case shall either Party remove or disconnect NID modules, protectors, or terminals from BellSouth's NID enclosures.
- 2.7.3.5 Due to the wide variety of NID enclosures and outside plant environments, BellSouth will work with Xspeduis to develop specific procedures to establish the most effective means of implementing this section if the procedures set forth herein do not apply to the NID in question.
- 2.7.4 Technical Requirements
- 2.7.4.1 The NID shall provide an accessible point of interconnection and shall maintain a connection to ground.
- 2.7.4.2 If an existing NID is accessed, it shall be capable of transferring electrical analog or digital signals between the end user's customer premises and the Distribution Media and/or cross connect to Xspeduis's NID.
- 2.7.4.3 Existing BellSouth NIDS will be provided in "as is" condition. Xspeduis may request BellSouth do additional work to the NID on a time and material basis. When Xspeduis deploys its own local loops with respect to multiple-line termination devices, Xspeduis shall specify the quantity of NIDs connections that it requires within such device.

2.8 **Sub-loop Elements**

2.8.1 Where facilities permit, BellSouth shall offer access to its Unbundled Sub-Loop (USL) and Unbundled Sub-loop Concentration (USLC) System.

2.8.2 **Unbundled Sub-Loop Distribution**

2.8.2.1 The unbundled sub-loop distribution facility is a dedicated transmission facility that BellSouth provides from an end user's point of demarcation to a BellSouth cross-connect device. The BellSouth cross-connect device may be located within a remote terminal (RT) or a stand-alone cross-box in the field or in the equipment room of a building. The unbundled sub-loop distribution media is a copper twisted pair that can be provisioned as a 2 Wire or 4 Wire facility. BellSouth will make the following available sub-loop distribution offerings where facilities permit:

Unbundled Sub-Loop Distribution – Voice Grade

Unbundled Copper Sub-Loop

Unbundled Sub-Loop Distribution – Intrabuilding Network Cable (aka riser cable)

2.8.2.2 Unbundled Sub-Loop Distribution – Voice Grade (USLD-VG) is a sub-loop facility from the cross-box in the field up to and including the point of demarcation, at the end user's premises and may have load coils.

2.8.2.3 Unbundled Copper Sub-Loop (UCSL) is a copper facility of any length provided from the cross-box in the field up to and including the end-user's point of demarcation. If available, this facility will not have any intervening equipment such as load coils between the end-user and the cross-box.

2.8.2.4 If Xspeduis requests a UCSL and it is not available, Xspeduis may request the Sub-Loop facility be modified pursuant to the ULM process request to remove load coils and/or bridged taps. If load coils and/or bridged taps are removed, the facility will be classified as a UCSL.

2.8.2.5 Unbundled Sub-Loop Distribution – Intrabuilding Network Cable (USLD-INC) is the distribution facility inside a building or between buildings on the same continuous property which is not separated by a public street or road. USLD-INC includes the facility from the cross-connect device in the building equipment room up to and including the point of demarcation, at the end user's premises.

2.8.2.6 BellSouth will install a cross connect panel in the building equipment room for the purpose of accessing USLD-INC pairs from a building equipment room. The cross-connect panel will function as a single point of interconnection (SPOI) for USLD-INC and will be accessible by multiple carriers as space permits. BellSouth will place cross-connect blocks in 25-pair increments for Xspeduis's use on this cross-connect panel. Xspeduis will be responsible for connecting its facilities to the 25-pair cross-connect block(s).

- 2.8.2.7 Unbundled Sub-Loop distribution facilities shall support functions associated with provisioning, maintenance and testing of the Unbundled Sub-Loop. For access to Voice Grade USLD and UCSL, Xspeduis shall install a cable to the BellSouth cross-box pursuant to the terms and conditions for physical collocation for remote sites set forth in this Agreement. This cable would be connected by a BellSouth technician within the BellSouth cross-box during the set-up process. Xspeduis's cable pairs can then be connected to BellSouth's USL within the BellSouth cross-box by the BellSouth technician.
- 2.8.2.8 Through the Service Inquiry (SI) process, BellSouth will determine whether access to Unbundled Sub-Loops at the location requested by Xspeduis is technically feasible and whether sufficient capacity exists in the cross-box. If existing capacity is sufficient to meet Xspeduis's request, then BellSouth will perform the site set-up as described in Section 2.8.2.9. If any work must be done to modify existing BellSouth facilities or add new facilities (other than adding the cross-connect panel in a building equipment room as noted in Section 2.8.2.9) to accommodate Xspeduis's request for Unbundled Sub-Loops, Xspeduis may request BellSouth's Special Construction (SC) process to determine additional costs required to provision the Unbundled Sub-Loops. Xspeduis will have the option to proceed under the SC process to modify the BellSouth facilities.
- 2.8.2.9 The site set-up must be completed before Xspeduis can order sub-loop pairs. For the site set-up in a BellSouth cross-connect box in the field, BellSouth will perform the necessary work to splice Xspeduis's cable into the cross-connect box. For the site set-up inside a building equipment room, BellSouth will perform the necessary work to install the cross-connect panel and the connecting block(s) that will be used to provide access to the requested USLs.
- 2.8.2.10 Once the site set-up is complete, Xspeduis will request sub-loop pairs through submission of a Local Service Request (LSR) form to the Local Carrier Service Center (LCSC). Order Coordination is required with USL pair provisioning when Xspeduis requests reuse of an existing facility and is in addition to the USL pair rate. For expedite requests by Xspeduis for sub-loop pairs, expedite charges will apply for intervals less than 5 days.
- 2.8.2.11 Unbundled Sub-Loops will be provided in accordance with technical reference TR73600.
- 2.8.3 **Unbundled Network Terminating Wire (UNTW)**
- 2.8.3.1 Unbundled Network Terminating Wire (UNTW) is unshielded twisted copper wiring that is used to extend circuits from an intra-building network cable terminal or from a building entrance terminal to an individual customer's point of demarcation. It is the final portion of the Loop which in multi-subscriber configurations represents the point at which the network branches out to serve individual subscribers.

- 2.8.3.2 This element will be provided in Multi-Dwelling Units (MDUs) and/or Multi-Tenants Units (MTUs) where either Party owns wiring all the way to the end-users premises. Neither Party will provide this element in those locations where the property owner provides its own wiring to the end-user's premises, where a third party owns the wiring to the end-user's premises or where the property owner will not allow the other Party to place its facilities to the end user.
- 2.8.3.3 Requirements
- 2.8.3.3.1 On a multi-unit premises, upon request of the other Party ("Requesting Party"), the Party owning the network terminating wire ("Provisioning Party") will provide access to UNTW pairs on an Access Terminal that is suitable for use by multiple carriers at each Garden Terminal or Wiring Closet.
- 2.8.3.3.2 The Provisioning Party shall not be required to install new or additional NTW beyond existing NTW to provision the services of the Requesting Party.
- 2.8.3.3.3 In existing Multi-Dwelling Units (MDUs) and/or Multi-Tenant Units (MTUs) in which BellSouth does not own or control wiring (INC/NTW) to the end users premises, Xspeduis will install UNTW Access Terminals for BellSouth at no additional charge.
- 2.8.3.3.4 In situations in which BellSouth activates a UNTW pair, BellSouth will compensate Xspeduis for each pair activated commensurate to the price specified in Xspeduis's Agreement.
- 2.8.3.3.5 Upon receipt of the UNTW Service Inquiry (SI) requesting access to the Provisioning Party's UNTW pairs at a multi-unit premises, representatives of both Parties will participate in a meeting at the site of the requested access. The purpose of the site visit will include discussion of the procedures for installation and location of the Access Terminals. By request of the Requesting Party, an Access Terminal will be installed either adjacent to each Provisioning Party's Garden Terminal or inside each Wiring Closet. Requesting Party will deliver and connect its central office facilities to the UNTW pairs within the Access Terminal. Requesting Party may access any available pair on an Access Terminal. A pair is available when a pair is not being utilized to provide service or where the end user has requested a change in its local service provider to the Requesting Party. Prior to connecting Requesting Party's service on a pair previously used by Provisioning Party, Requesting Party is responsible for ensuring the end-user is no longer using Provisioning Party's service or another CLEC's service before accessing UNTW pairs.
- 2.8.3.3.6 Access Terminal installation intervals will be established on an individual case basis.

- 2.8.3.3.7 Requesting Party is responsible for obtaining the property owner's permission for Provisioning Party to install an Access Terminal(s) on behalf of the Requesting Party. The submission of the SI by the Requesting Party will serve as certification by the Requesting Party that such permission has been obtained. If the property owner objects to Access Terminal installations that are in progress or subsequent to completion and demands removal of Access Terminals, Requesting Party will be responsible for costs associated with removing Access Terminals and restoring property to its original state prior to Access Terminals being installed.
- 2.8.3.3.8 The Requesting Party shall indemnify and hold harmless the Provisioning Party against any claims of any kind that may arise out of the Requesting Party's failure to obtain the property owner's permission. Requesting Party will be billed for non-recurring and recurring charges for accessing UNTW pairs at the time the Requesting Party activates the pair(s). The Requesting Party will notify the Provisioning Party each time it activates UNTW pairs using the LSR form.
- 2.8.3.3.9 Requesting Party will isolate and report troubles in the manner specified by the Provisioning Party. Requesting Party must tag the UNTW pair that requires repair. If Provisioning Party dispatches a technician on a reported trouble call and no UNTW trouble is found, Provisioning Party will charge Requesting Party for time spent on the dispatch and testing the UNTW pair(s).
- 2.8.3.3.10 If Requesting Party initiates the Access Terminal installation and the Requesting Party has not activated at least one pair on the Access Terminal installed pursuant to Requesting Party's request for an Access Terminal within 6 months of installation of the Access Terminal, Provisioning Party will bill Requesting Party a non-recurring charge equal to the actual cost of provisioning the Access Terminal.
- 2.8.3.3.11 If Provisioning Party determines that Requesting Party is using the UNTW pairs without reporting the activation of the pairs, the following charges shall apply:
- 2.8.3.3.11.1 If Requesting Party issued a LSR to disconnect an end-user from Provisioning Party in order to use a UNTW pair, Requesting Party will be billed for the use of the pair back to the disconnect order date.
- 2.8.3.3.11.2 If Requesting Party activated a UNTW pair on which Provisioning Party was not previously providing service, Requesting Party will be billed for the use of that pair back to the date the end-user began receiving service using that pair. Upon request, Requesting Party will provide copies of its billing record to substantiate such date. If Requesting Party fails to provide such records, then Provisioning Party will bill the Requesting Party back to the date of the Access Terminal installation.

2.8.4 **Unbundled Sub-Loop Feeder**

- 2.8.4.1 Unbundled Sub-Loop Feeder (USLF) provides connectivity between BellSouth's central office and cross-box (or other access point) that serves an end user location.
- 2.8.4.2 USLF utilized for voice traffic can be configured as 2-wire voice (USLF-2W/V) or 4-wire voice (USLF-4W/V).
- 2.8.4.3 USLF utilized for digital traffic can be configured as 2-wire ISDN (USLF-2W/I); 2-wire Copper (USLF-2W/C); 4-wire Copper (USLF-4W/C); 4-wire DS0 level loop (USLF-4W/D0); or 4-wire DS1 and ISDN (USLF-4W/DI).
- 2.8.4.4 USLF will provide access to both the equipment and the features in the BellSouth central office and BellSouth cross box necessary to provide a 2W or 4W communications pathway from the BellSouth central office to the BellSouth cross-box. This element will allow for the connection of Xspeduis's loop distribution elements onto BellSouth's feeder system.
- 2.8.4.5 Requirements
- 2.8.4.5.1 Xspeduis will extend a compatible cable to BellSouth's cross-box. BellSouth will connect the cable to a cross-connect panel inside the BellSouth cross-box to the requested level of feeder element. In those cases when there is no room in the BellSouth cross-box to accommodate the additional cross-connect panels mentioned above, Xspeduis may request, through the BellSouth Special Construction process, a determination of costs to provide the sub-loop feeder element to Xspeduis. Xspeduis will then have the option of paying the special construction charges or canceling the order.
- 2.8.4.5.2 USLF will be a designed circuit and BellSouth will provide a Design Layout Record (DLR) for this element.
- 2.8.4.5.3 BellSouth will provide USLF elements in accordance with applicable industry standards for these types of facilities. Where industry standards do not exist, BellSouth's TR73600 will be used to determine performance parameters.
- 2.8.4.6 Unbundled Sub-Loop Feeder – (USLF DS3 and above)
- 2.8.4.6.1 USLF DS3 and above provides connectivity between a BellSouth Serving Wire Center (SWC) and the Remote Terminal (RT) associated with that SWC that serves an end user location.
- 2.8.4.6.2 The sub-loop feeder is intended to be utilized for voice traffic and digital traffic. It can be configured at DS3, STS-1, OC-3, OC-12, or OC-48 transmission capacities.
- 2.8.4.6.3 The OC-48 Sub-Loop Feeder will consist of four (4) OC12 interfaces.

2.8.4.6.4 Both 2-fiber and 4-fiber-protect applications will be supported for OC-3 level and higher.

2.8.4.7 Requirements

2.8.4.7.1 Access in the SWC and RT will be via a Collocation cross-connect.

2.8.4.7.2 USLF DS3 and above will be a designed circuit. BellSouth will provide a Design Layout Record (DLR) for this network element.

2.8.4.7.3 Rates. Rates for these services are as set forth in Exhibit B of this Attachment. Mileage is based on airline miles.

2.8.4.7.4 BellSouth will provide USLF DS3 and above elements in accordance with applicable industry standards.

2.8.5 **Unbundled Loop Concentration (ULC)**

2.8.5.1 BellSouth will provide to Xspeduis Unbundled Loop Concentration (ULC). Loop concentration systems in the central office concentrate the signals transmitted over local loops onto a digital loop carrier system. The concentration device is placed inside a BellSouth central office. BellSouth will offer ULC with a TR008 interface or a TR303 interface.

2.8.5.2 ULC will be offered in two system options. System A will allow up to 96 BellSouth loops to be concentrated onto two or more DS1s. The high-speed connection from the concentrator will be at the electrical DS1 level and will connect to Xspeduis at Xspeduis's collocation site. System B will allow up to 192 BellSouth loops to be concentrated onto 4 or more DS1s. System A may be upgraded to a System B. A minimum of two DS1s is required for each system (i.e., System A requires two DS1s and System B would require an additional two DS1s or four in total). All DS1 interfaces will terminate to Xspeduis's collocation space. ULC service is offered with concentration (2 DS1s for 96 channels) or without concentration (4 DS1s for 96 channels) and with or without protection. A Loop Interface element will be required for each loop that is terminated onto the ULC system.

2.8.6 **Unbundled Sub-Loop Concentration (USLC)**

2.8.6.1 Where facilities permit, Xspeduis may concentrate its sub-loops onto multiple DS1s back to the BellSouth Central Office.

2.8.6.2 USLC, using the Lucent Series 5 equipment, will be offered in two system options. System A will allow up to 96 of Xspeduis's sub-loops to be concentrated onto two or more DS1s. System B will allow an additional 96 of Xspeduis's sub-loops to be concentrated onto two or more additional DS1s. One System A may be supplemented with one System B and they both must be physically located in a

single Series 5 dual channel bank. A minimum of two DS1s is required for each system (i.e., System A requires two DS1s and System B would require an additional two DS1s or four in total). The DS1 level facility that connects the Remote Terminal site with the serving wire center is known as a Feeder Interface. All DS1 Feeder Interfaces will terminate to Xspeduis's demarcation point associated with Xspeduis's collocation space within the SWC that serves the remote terminal (RT). USLC service is offered with or without concentration and with or without a protection DS1.

2.8.6.3 Xspeduis is required to deliver its sub-loops to its own cross-box, RT, or other similar device and deliver a single cable to the BellSouth RT. This cable shall be connected, by a BellSouth technician, to a cross-connect panel within the BellSouth RT/cross-box and shall allow Xspeduis's sub-loops to be placed on the USLC and transported to Xspeduis's collocation space at a DS1 level.

2.8.7 **Dark Fiber Loop**

2.8.7.1 Dark Fiber Loop is an unused optical transmission facility without attached signal regeneration, multiplexing, aggregation or other electronics that connects two points within BellSouth's network. Dark Fiber Loops may be strands of optical fiber existing in aerial or underground structure. BellSouth will not provide line terminating elements, regeneration or other electronics necessary for Xspeduis to utilize Dark Fiber Loops.

2.8.7.2 A Dark Fiber Loop is a point to point arrangement from an end user's premises connected via a cross connect to the demarcation point associated with Xspeduis's collocation space in the end user's serving wire center.

2.8.7.3 Dark Fiber Loop rates are differentiated between Local Channel, Interoffice Channel and Local Loop.

2.8.7.4 Requirements

2.8.7.4.1 BellSouth shall make available Dark Fiber Loop where it exists in BellSouth's network and where, as a result of future building or deployment, it becomes available. Dark Fiber Loop will not be deemed available if: (1) it is used by BellSouth for maintenance and repair purposes; (2) it is designated for use pursuant to a firm order placed by another customer; (3) it is restricted for use by all carriers, including BellSouth, because of transmission problems or because it is scheduled for removal due to documented changes to roads and infrastructure; or (4) BellSouth has plans to use the fiber within a two-year planning period. BellSouth is not required to place the fiber for Dark Fiber Loop if none is available.

- 2.8.7.4.2 If the requested Dark Fiber Loop has any lightwave repeater equipment interspliced to it, BellSouth will remove such equipment at Xspeduis's request subject to time and materials charges.
- 2.8.7.4.3 Xspeduis is solely responsible for testing the quality of the Dark Fiber to determine its usability and performance specifications.
- 2.8.7.4.4 BellSouth shall use its commercially reasonable efforts to provide to Xspeduis information regarding the location, availability and performance of Dark Fiber Loop within ten (10) business days after receiving a Service Inquiry ("SI") from Xspeduis.
- 2.8.7.4.5 If the requested Dark Fiber Loop is available, BellSouth shall use commercially reasonable efforts to provision the Dark Fiber Loop to Xspeduis within twenty (20) business days after Xspeduis submits a valid, error free LSR. Provisioning includes identification of appropriate connection points (e.g., Light Guide Interconnection (LGX)) to enable Xspeduis to connect or splice Xspeduis provided transmission media (e.g., optical fiber) or equipment to the Dark Fiber Loop.

2.9 **Loop Makeup (LMU)**

2.9.1 Description of Service

- 2.9.1.1 BellSouth shall make available to Xspeduis (LMU) information so that Xspeduis can make an independent judgment about whether the Loop is capable of supporting the advanced services equipment Xspeduis intends to install and the services Xspeduis wishes to provide. This section addresses LMU as a preordering transaction, distinct from Xspeduis ordering any other service(s). Loop Makeup Service Inquiries (LMUSI) for preordering loop makeup are likewise unique from other preordering functions with associated service inquiries (SI) as described in this Agreement.
- 2.9.1.2 BellSouth will provide Xspeduis LMU information consisting of the composition of the loop material (copper/fiber); the existence, location and type of equipment on the Loop, including but not limited to digital loop carrier or other remote concentration devices, feeder/distribution interfaces, bridged taps, load coils, pair-gain devices; the loop length; the wire gauge and electrical parameters.
- 2.9.1.3 BellSouth's LMU information is provided to Xspeduis as it exists either in BellSouth's databases or in its hard copy facility records. BellSouth does not guarantee accuracy or reliability of the LMU information provided.
- 2.9.1.4 BellSouth's provisioning of LMU information to the requesting CLEC on facilities is contingent upon either BellSouth or the requesting CLEC owning the loop(s) that serve the service location for which LMU information has been requested by the CLEC. The requesting CLEC is not authorized to receive LMU information

on a facility owned by another CLEC unless BellSouth receives a Letter of Authorization (LOA) from the voice CLEC (owner) or its authorized agent on the LMUSI (Loop Makeup Service Inquiry) submitted by the requesting CLEC.

2.9.1.5 Xspeduis may choose to use equipment that it deems will enable it to provide a certain type and level of service over a particular BellSouth Loop. The determination shall be made solely by Xspeduis and BellSouth shall not be liable in any way for the performance of the advanced data services provisioned over said Loop. The specific Loop type (ADSL, HDSL, or otherwise) ordered on the LSR must match the LMU of the loop reserved taking into consideration any requisite line conditioning. The LMU data is provided for informational purposes only and does not guarantee Xspeduis's ability to provide advanced data services over the ordered loop type. Further, if Xspeduis orders loops that are not intended to support advanced services (such as UV-SL1, UV-SL2, or ISDN compatible loops) and that are not inventoried as advanced services loops, the LMU information for such loops is subject to change at any time due to modifications and/or upgrades to BellSouth's network. Xspeduis is fully responsible for any of its service configurations that may differ from BellSouth's technical standard for the loop type ordered.

2.9.2 **Submitting Loop Makeup Service Inquiries**

2.9.2.1 Xspeduis may obtain LMU information by submitting a LMU Service Inquiry (LMUSI) mechanically or manually. Mechanized LMUSIs should be submitted through BellSouth's Operational Support Systems interfaces. After obtaining the Loop information from the mechanized LMUSI process, if Xspeduis needs further loop information in order to determine loop service capability, Xspeduis may initiate a separate Manual Service Inquiry for a separate nonrecurring charge as set forth in Exhibit B of this Attachment.

2.9.2.2 Manual LMUSIs shall be submitted by electronic mail to BellSouth's Complex Resale Support Group (CRSG) utilizing the Preordering Loop Makeup Service Inquiry form. The service interval for the return of a Loop Makeup Manual Service Inquiry is three business days. Manual LMUSIs are not subject to expedite requests. This service interval is distinct from the interval applied to the subsequent service order.

2.9.3 **Loop Reservations**

2.9.3.1 For a Mechanized LMUSI, Xspeduis may reserve up to ten Loop facilities. For a Manual LMUSI, Xspeduis may reserve up to three Loop facilities.

2.9.3.2 Xspeduis may reserve facilities for up to four (4) business days for each facility requested on a LMUSI from the time the LMU information is returned to Xspeduis. During and prior to Xspeduis placing an LSR, the reserved facilities are rendered unavailable to other customers, including BellSouth. If Xspeduis does

not submit an LSR for a UNE service on a reserved facility within the four-day reservation timeframe, the reservation of that spare facility will become invalid and the facility will be released.

- 2.9.3.3 Charges for preordering LMUSI are separate from any charges associated with ordering other services from BellSouth.

2.9.4 **Ordering of Other UNE Services**

- 2.9.4.1 All LSRs issued for reserved facilities shall reference the facility reservation number as provided by BellSouth. Xspeduis will not be billed any additional LMU charges for the loop ordered on such LSR. If, however, Xspeduis does not reserve facilities upon an initial LMUSI, Xspeduis's placement of an order for an advanced data service type facility will incur the appropriate billing charges to include service inquiry and reservation per Exhibit B of this Attachment.

- 2.9.4.2 Where Xspeduis has reserved multiple Loop facilities on a single reservation, Xspeduis may not specify which facility shall be provisioned when submitting the LSR. For those occasions, BellSouth will assign to Xspeduis, subject to availability, a facility that meets the BellSouth technical standards of the BellSouth type Loop as ordered by Xspeduis. If the ordered Loop type is not available, Xspeduis may utilize the Unbundled Loop Modification process or the Special Construction process, as applicable, to obtain the Loop type ordered.

3 High Frequency Spectrum Network Element

3.1 General

- 3.1.1 BellSouth shall provide Xspeduis access to the high frequency spectrum of the local loop as an unbundled network element only where BellSouth is the voice service provider to the end user at the rates set forth in this Attachment.

- 3.1.2 The High Frequency Spectrum is defined as the frequency range above the voiceband on a copper loop facility carrying analog circuit-switched voiceband transmissions. Access to the High Frequency Spectrum is intended to allow Xspeduis the ability to provide Digital Subscriber Line ("xDSL") data services to the end user for which BellSouth provides voice services. The High Frequency Spectrum shall be available for any version of xDSL complying with Spectrum Management Class 5 of ANSI T1.417, American National Standard for Telecommunications, Spectrum Management for Loop Transmission Systems. BellSouth will continue to have access to the low frequency portion of the loop spectrum (from 300 Hertz to at least 3000 Hertz, and potentially up to 3400 Hertz, depending on equipment and facilities) for the purposes of providing voice service. Xspeduis shall only use xDSL technology that is within the PSD mask for Spectrum Management Class 5 as found in the above-mentioned document.

- 3.1.3 Access to the High Frequency Spectrum requires an unloaded, 2-wire copper Loop. An unloaded Loop is a copper Loop with no load coils, low-pass filters, range extenders, DAMLs, or similar devices and minimal bridged taps consistent with ANSI T1.413 and T1.601.
- 3.1.4 BellSouth will provide Loop Modification to Xspeduis on an existing Loop in accordance with procedures developed in the Line Sharing Collaborative. High Frequency Spectrum (Central Office Based) Unbundled Loop Modification is a separate distinct service from Unbundled Loop Modification set forth in Section 2.5 of this Attachment. Procedures for High Frequency Spectrum (Central Office Based) Unbundled Loop Modification were developed in the Line Sharing Collaborative and may be found posted to the web at <http://www.interconnection.bellsouth.com/html/unes.html>. Nonrecurring rates for this UNE offering may be found in Exhibit B of this Attachment. BellSouth is not required to modify a Loop for access to the High Frequency spectrum if modification of that Loop significantly degrades BellSouth's voice service. If Xspeduis requests that BellSouth modify a Loop longer than 18,000 ft. and such modification significantly degrades the voice services on the Loop, Xspeduis shall pay for the Loop to be restored to its original state.
- 3.2 **Provisioning of High Frequency Spectrum and Splitter Space**
- 3.2.1 BellSouth will provide Xspeduis with access to the High Frequency Spectrum as follows:
- 3.2.1.1 To order High Frequency Spectrum on a particular Loop, Xspeduis must have a Digital Subscriber Line Access Multiplexer (DSLAM) collocated in the central office that serves the end-user of such Loop.
- 3.2.1.2 Xspeduis may provide its own splitters or may order splitters in a central office once it has installed its DSLAM in that central office. BellSouth will install splitters within thirty-six (36) calendar days of Xspeduis's submission of an error free Line Splitter Ordering Document ("LSOD") to the BellSouth Complex Resale Support Group.
- 3.2.1.3 Once a splitter is installed on behalf of Xspeduis in a central office in which Xspeduis is located, Xspeduis shall be entitled to order the High Frequency Spectrum on lines served out of that central office. BellSouth will bill and Xspeduis shall pay the electronic or manual ordering charges as applicable when Xspeduis orders High Frequency Spectrum for end-user service.
- 3.2.1.4 BellSouth will select, purchase, install, and maintain a central office POTS splitter and provide Xspeduis access to data ports on the splitter. The splitter will route the High Frequency Spectrum on the circuit to Xspeduis's xDSL equipment in Xspeduis's collocation space. At least 30 days before making a change in splitter suppliers, BellSouth will provide Xspeduis with a carrier notification letter,

informing Xspeduis of change. Xspeduis shall purchase ports on the splitter in increments of 8 or 24 ports.

- 3.2.1.5 BellSouth will install the splitter in (i) a common area close to Xspeduis's collocation area, if possible; or (ii) in a BellSouth relay rack as close to Xspeduis's DS0 termination point as possible. Xspeduis shall have access to the splitter for test purposes, regardless of where the splitter is placed in the BellSouth premises. For purposes of this section, a common area is defined as an area in the central office in which both Parties have access to a common test access point. A Termination Point is defined as the point of termination for Xspeduis on the toll main distributing frame in the central office and is not the demarcation point set forth in Attachment 4 of this Agreement. BellSouth will cross-connect the splitter data ports to a specified Xspeduis DS0 at such time that a Xspeduis end user's service is established.
- 3.2.1.6 Xspeduis may at its option purchase, install and maintain central office POTS splitters in its collocation arrangements. Xspeduis may use such splitters for access to its customers and to provide digital line subscriber services to its customers using the High Frequency Spectrum. Existing Collocation rules and procedures shall apply.
- 3.2.1.7 Any splitters installed by Xspeduis in its collocation arrangement shall comply with ANSI T1.413, Annex E, or any future ANSI splitter Standards. Xspeduis may install any splitters that BellSouth deploys or permits to be deployed for itself or any BellSouth affiliate.
- 3.2.1.8 The High Frequency Spectrum shall only be available on Loops on which BellSouth is also providing, and continues to provide, analog voice service directly to the end user. In the event the end-user terminates its BellSouth provided voice service for any reason, or in the event BellSouth disconnects the end user's voice service pursuant to its tariffs or applicable law, and Xspeduis desires to continue providing xDSL service on such Loop, Xspeduis shall be required to purchase a full stand-alone Loop unbundled network element. To the extent commercially practicable, BellSouth shall give Xspeduis notice in a reasonable time prior to disconnect, which notice shall give Xspeduis an adequate opportunity to notify BellSouth of its intent to purchase such Loop. In those cases in which BellSouth no longer provides voice service to the end user and Xspeduis purchases the full stand-alone Loop, Xspeduis may elect the type of loop it will purchase. Xspeduis will pay the appropriate recurring and non-recurring rates for such Loop as set forth in Exhibit B to this Attachment. In the event Xspeduis purchases a voice grade Loop, Xspeduis acknowledges that such Loop may not remain xDSL compatible.
- 3.2.1.9 Only one competitive local exchange carrier shall be permitted access to the High Frequency Spectrum of any particular loop.

3.2.2 **Ordering**

- 3.2.2.1 Xspeduis shall use BellSouth's Line Splitter Ordering Document ("LSOD") to order splitters from BellSouth and to activate and deactivate DS0 Collocation Connecting Facility Assignments (CFA) for use with High Frequency Spectrum.
- 3.2.2.2 BellSouth will provide Xspeduis the Local Service Request ("LSR") format to be used when ordering the High Frequency Spectrum.
- 3.2.2.2.1 BellSouth will provision High Frequency Spectrum in compliance with BellSouth's Products and Services Interval Guide available at the website at <http://www.interconnection.bellsouth.com>.
- 3.2.2.2.2 BellSouth will provide Xspeduis access to Preordering Loop Makeup (LMU), in accordance with the terms of this Agreement. BellSouth shall bill and Xspeduis shall pay the rates for such services, as described in Exhibit B.
- 3.2.2.2.3 BellSouth shall test the data portion of the loop to ensure the continuity of the wiring for Xspeduis's data.

3.2.3 **Maintenance and Repair**

- 3.2.3.1 Xspeduis shall have access for repair and maintenance purposes, to any loop for which it has access to the High Frequency Spectrum. If Xspeduis is using a BellSouth owned splitter, Xspeduis may access the loop at the point where the combined voice and data signal exits the central office splitter via a bantam test jack. If Xspeduis provides its own splitter, it may test from the collocation space or the Termination Point.
- 3.2.3.2 BellSouth will be responsible for repairing voice services and the physical line between the network interface device at the customer's premises and the Termination Point. Xspeduis will be responsible for repairing data services. Each Party will be responsible for maintaining its own equipment.
- 3.2.3.3 Xspeduis shall inform its end users to direct data problems to Xspeduis, unless both voice and data services are impaired, in which event the end users should call BellSouth.
- 3.2.3.4 Once a Party has isolated a trouble to the other Party's portion of the loop, the Party isolating the trouble shall notify the end user that the trouble is on the other Party's portion of the Loop.
- 3.2.3.5 Notwithstanding anything else to the contrary in this Agreement, when BellSouth receives a voice trouble and isolates the trouble to the physical collocation arrangement belonging to Xspeduis, BellSouth will notify Xspeduis. Xspeduis will provide no more than two (2) verbal connecting facility assignments (CFA) pair changes to BellSouth in an attempt to resolve the voice trouble. In the event a

CFA pair change resolves the voice trouble, Xspeduis will provide BellSouth an LSR with the new CFA pair information within 24 hours. If the owner of the collocation space fails to resolve the trouble by providing BellSouth with the verbal CFA pair changes, BellSouth may discontinue Xspeduis's access to the High Frequency Spectrum on such loop. BellSouth will not be responsible for any loss of data as a result of this action.

3.2.4 **Line Splitting.**

3.2.4.1 General

3.2.4.2 Line Splitting allows a provider of data services (a "Data LEC") and a provider of voice services (a "Voice CLEC") to deliver voice and data service to end users over the same loop. The Voice CLEC and Data LEC may be the same or different carriers. Xspeduis shall provide BellSouth with a signed Letter of Authorization ("LOA") between it and the Data LEC or Voice CLEC with which it desires to provision Line Splitting services.

3.2.4.3 The splitter may be provided by the Data LEC, Voice CLEC or BellSouth. When Xspeduis or its authorized agent owns the splitter, Line Splitting requires the following: a non-designed analog loop from the serving wire center to the network interface device (NID) at the end user's location; a collocation cross connection connecting the loop to the collocation space; a second collocation cross connection from the collocation space connected to a voice port; and a splitter. The loop and port cannot be a loop and port combination (i.e. UNE-P), but must be individual stand-alone network elements. When BellSouth owns the splitter, Line Splitting requires the following: a non designed analog loop from the serving wire center to the network interface device (NID) at the end user's location with CFA and splitter port assignments, and a collocation cross connection from the collocation space connected to a voice port.

3.2.4.4 An unloaded 2-wire copper loop must serve the end user. The meet point for the Voice CLEC and the Data LEC is the point of termination on the MDF for the Data LEC's cable and pairs.

3.2.4.5 End Users currently receiving voice service from a Voice CLEC through a UNE platform (UNE-P) may be converted to Line Splitting arrangements by Xspeduis or its authorized agent ordering Line Splitting Service. If the CLEC wishes to provide the splitter, the UNE-P arrangement will be converted to a stand-alone UNE loop, a UNE port and two collocation cross connects. If BellSouth owns the splitter, the UNE-P arrangement will be converted to a stand-alone UNE loop, port, and one collocation cross connection.

3.2.4.6 When end users using High Frequency Spectrum CO Based line sharing service convert to Line Splitting, BellSouth will discontinue billing for the upper spectrum.

BellSouth will continue to bill the Data LEC for all associated splitter charges if the Data LEC continues to use a BellSouth splitter. It is the responsibility of Xspeduis or its authorized agent to determine if the loop is compatible for Line Splitting Service. Xspeduis or its authorized agent may use the existing loop unless it is not compatible with the Data LEC's data service and < customer_name> or its authorized agent submits an LSR to BellSouth to change the loop.

- 3.2.4.7 The foregoing procedures are applicable to migration to Line Splitting Service from a UNE-P arrangement. Where a UNE-P arrangement does not already exist, BellSouth will work cooperatively with CLECs to develop methods and procedures to develop a process whereby a Voice CLEC and a Data LEC may provide services over the same loop.
- 3.2.4.8 **Ordering**
- 3.2.4.9 Xspeduis shall use BellSouth's Line Splitter Ordering Document ("LSOD") to order splitters from BellSouth and to activate and deactivate DS0 Collocation Connecting Facility Assignments (CFA) for use with Line Splitting.
- 3.2.4.10 BellSouth shall provide Xspeduis the Local Service Request ("LSR") format to be used when ordering Line Splitting service.
- 3.2.4.11 BellSouth will provision Line Splitting service in compliance with BellSouth's Products and Services Interval Guide available at the website at <http://www.interconnection.bellsouth.com>.
- 3.2.4.12 BellSouth will provide Xspeduis access to Preordering Loop Makeup (LMU) in accordance with the terms of this Agreement. BellSouth shall bill and Xspeduis shall pay the rates for such services as described in Exhibit B.
- 3.2.4.13 BellSouth will provide loop modification to Xspeduis on an existing loop in accordance with procedures developed in the Line Sharing Collaborative. High Frequency Spectrum (CO Based) Unbundled Loop Modification is a separate distinct service from Unbundled Loop Modification set forth in Section 2.5 of this Attachment. Procedures for High Frequency Spectrum (CO Based) Unbundled Loop Modification may be found on the web at: [HTTP://www.interconnection.bellsouth.com/html/unes.html](http://www.interconnection.bellsouth.com/html/unes.html). Nonrecurring rates for this UNE offering may be found in Exhibit B of this Attachment.
- 3.2.4.14 **Maintenance**
- 3.2.4.15 BellSouth will be responsible for repairing voice services and the physical line between the network interface device at the customer's premises and the

Termination Point. Xspeduis will be responsible for repairing data services. Each Party will be responsible for maintaining its own equipment.

- 3.2.4.16 Xspeduis shall inform its end users to direct data problems to Xspeduis, unless both voice and data services are impaired, in which event the end users should call BellSouth.
- 3.2.4.17 Once a Party has isolated a trouble to the other Party's portion of the loop, the Party isolating the trouble shall notify the end user that the trouble is on the other Party's portion of the Loop.
- 3.2.4.18 When BellSouth receives a voice trouble and isolates the trouble to the physical collocation arrangement belonging to owner of the collocation space, BellSouth will notify the owner of the collocation space. The owner of the collocation space will provide no more than two (2) verbal CFA pair changes to BellSouth in an attempt to resolve the voice trouble. In the event the CFA pair is changed, the owner of the collocation space will provide BellSouth an LSR with the new CFA pair information within 24 hours. If the owner of the collocation space fails to resolve the trouble by providing BellSouth with the verbal CFA pair changes, BellSouth may discontinue the owner of the collocation space access to the High Frequency Spectrum on such loop.
- 3.2.4.19 If Xspeduis is not the data provider, Xspeduis shall indemnify, defend and hold harmless BellSouth from and against any claims, losses, actions, causes of action, suits, demands, damages, injury, and costs including reasonable attorney fees which arise out of actions related to the data provider.

3.2.5 **Remote Site High Frequency Spectrum**

3.2.5.1 General

- 3.2.5.1.1 BellSouth shall provide Xspeduis access to the high frequency spectrum of the local sub-loop as an unbundled network element (UNE) only where BellSouth is the voice service provider to the end user at the rates set forth in this Attachment.

- 3.2.6 The High Frequency Spectrum is defined as the frequency range above the voiceband on a copper loop facility carrying analog circuit-switched voiceband transmissions. Access to the High Frequency Spectrum is intended to allow Xspeduis the ability to provide Digital Subscriber Line ("xDSL") data services to the end user for which BellSouth provides voice services. The High Frequency Spectrum shall be available for any version of xDSL complying with Spectrum Management Class 5 of ANSI T1.417, American National Standard for Telecommunications, Spectrum Management for Loop Transmission Systems. BellSouth will continue to have access to the low frequency portion of the loop spectrum (from 300 Hertz to at least 3000 Hertz, and potentially up to 3400 Hertz, depending on equipment and facilities) for the purposes of providing voice

service. Xspeduis shall only use xDSL technology that is within the PSD mask for Spectrum Management Class 5 as found in the above-mentioned document.

- 3.2.7 Access to the High Frequency Spectrum requires an unloaded, 2-wire (Non-Designed) copper sub loop. A unloaded Cooper sub loop has no load coils, low-pass filters, range extenders, DAMLs, or similar devices and minimal bridged taps consistent with ANSI T1.413 and T1.601.
- 3.2.8 BellSouth will provide Loop Modification to Xspeduis on an existing Loop in accordance with procedures developed in the Line Sharing Collaborative. Procedures for High Frequency Spectrum (Remote Site) Unbundled Loop Modification were developed in the Line Sharing Collaborative and may be found posted to the web at <http://www.interconnection.bellsouth.com/html/unes.html>. Nonrecurring rates for this UNE offering may be found in Exhibit B of this Attachment. BellSouth is not required to modify a Loop for access to the High Frequency spectrum if modification of that Loop significantly degrades BellSouth's voice service. If Xspeduis requests modifications on a sub loop longer than 18,000 ft. and requested modifications significantly degrades the voice services on the loop, Xspeduis shall pay for the loop to be restored to its original state.
- 3.2.9 Provisioning of High Frequency Spectrum and Splitter Space
- 3.2.10 BellSouth will provide Xspeduis with access to the High Frequency Spectrum as follows:
- 3.2.10.1 To order High Frequency Spectrum on a particular Loop, Xspeduis must have a Digital Subscriber Line Access Multiplexer (DSLAM) collocated at the remote site that serves the end-user of such Loop.
- 3.2.10.2 Xspeduis may provide its own splitters or may order splitters in a remote site once the Xspeduis has installed its DSLAM at that remote site. BellSouth will install splitters within thirty-six (36) calendar days of Xspeduis's submission of an error free Line Splitter Ordering Document ("LSOD") to the BellSouth Complex Resale Support Group.
- 3.2.10.3 Once a splitter is installed on behalf of Xspeduis in a remote site in which Xspeduis is located, Xspeduis shall be entitled to order the High Frequency Spectrum on lines served out of that remote site. BellSouth will bill and Xspeduis shall pay applicable for High Frequency Spectrum end-user activation.
- 3.2.11 **BellSouth Owned Splitter**
- 3.2.11.1 BellSouth will select, purchase, install and maintain a splitter at the remote site. The Xspeduis's meet point is at the BellSouth "cross connect" point located at the Feeder Distribution Interface (FDI). The Xspeduis will provide a cable facility to the BellSouth FDI. BellSouth will splice the Xspeduis's cable to BellSouth's spare

binding post in the FDI and use “cross connects” to connect the Xspeduis’s cable facility to the BellSouth splitter. The splitter will route the high frequency portion of the circuit to the Xspeduis’s xDSL equipment in their collocation space. Access to the high frequency spectrum is not compatible with foreign exchange (FX) lines, ISDN, and other services listed in the technical section of this document.

3.2.11.2 The BellSouth splitter bifurcates the digital and voice band signals. The low frequency voice band portion of the circuit is routed back to the BellSouth switch. The high frequency digital traffic portion of the circuit is routed to the xDSL equipment in the Xspeduis’s Remote Terminal (RT) collocation space and routed back to the Xspeduis’s network. At least 30 business days before making a change in splitter suppliers, BellSouth will provide Xspeduis with a carrier notification letter, informing Xspeduis of change. Xspeduis shall purchase ports on the splitter in increments of 24 ports.

3.2.11.3 BellSouth will install the splitter in (i) a common area close to Xspeduis’s collocation area, if possible; or (ii) in a BellSouth relay rack as close to Xspeduis’s DS0 termination point as possible. Xspeduis shall have access to the splitter for test purposes, regardless of where the splitter is placed in the BellSouth premises. For purposes of this section, a common area is defined as an area in the remote site in which both Parties have access to a common test access point. BellSouth will cross-connect the splitter data ports to a specified Xspeduis DS0 at such time that a Xspeduis end user’s service is established.

3.2.12 **CLEC Owned Splitter**

3.2.12.1 Xspeduis may at its option purchase, install and maintain splitters in its collocation arrangements. Xspeduis may use such splitters for access to its customers and to provide digital line subscriber services to its customers using the High Frequency Spectrum. Existing Collocation rules and procedures shall apply. The CLEC will be required to activate cable pairs in no less than 8 (eight) pair increments.

3.2.12.2 Any splitters installed by Xspeduis in its collocation arrangement shall comply with ANSI T1.413, Annex E, or any future ANSI splitter Standards. Xspeduis may install any splitters that BellSouth deploys or permits to be deployed for itself or any BellSouth affiliate.

3.2.12.3 The High Frequency Spectrum shall only be available on sub-loops provided by BellSouth that continues to provide, analog voice service directly to the end user. In the event the end-user terminates its BellSouth provided voice service for any reason, or in the event BellSouth disconnects the end user’s voice service pursuant to its tariffs or applicable law, and Xspeduis desires to continue providing xDSL service on such sub-loop, Xspeduis shall be required to purchase a full stand-alone sub-loop. To the extent commercially practicable, BellSouth shall give Xspeduis notice in a reasonable time prior to disconnect, which notice shall give Xspeduis an

adequate opportunity to notify BellSouth of its intent to purchase such sub-loop. In those cases where BellSouth no longer provides voice service to the end user and Xspeduis purchases the full stand-alone sub-loop, Xspeduis may elect the type of sub-loop it will purchase. Xspeduis will pay the appropriate recurring and non-recurring rates for such sub-loop as set forth in Exhibit B to this Attachment. In the event Xspeduis purchases a voice grade Loop, Xspeduis acknowledges that such sub-loop may not remain xDSL compatible.

3.2.12.4 Only one competitive local exchange carrier shall be permitted access to the High Frequency Spectrum of any particular loop.

3.2.13 **Ordering**

3.2.13.1 Xspeduis shall use BellSouth's Remote Splitter Ordering Document ("RSOD") to order and activate splitters from BellSouth or to activate CLEC owned splitters at an RT for use with High Frequency Spectrum.

3.2.13.2 BellSouth will provide Xspeduis the Local Service Request ("LSR") format to be used when ordering the High Frequency Spectrum.

3.2.13.2.1 BellSouth will provision High Frequency Spectrum in compliance with BellSouth's Products and Services Interval Guide available at the website at <http://www.interconnection.bellsouth.com>.

3.2.13.2.2 BellSouth will provide Xspeduis access to Preordering Loop Makeup (LMU), in accordance with the terms of this Agreement. BellSouth shall bill and Xspeduis shall pay the rates for such services as described in Exhibit B.

3.2.13.2.3 BellSouth shall test the data portion of the loop to ensure the continuity of the wiring for Xspeduis's data.

3.2.14 **Maintenance and Repair**

3.2.14.1 Xspeduis shall have access for repair and maintenance purposes, to any loop for which it has access to the High Frequency Spectrum. If Xspeduis is using a BellSouth owned splitter, Xspeduis may access the loop at the point where the data signal exits. If Xspeduis provides its own splitter, it may test from the collocation space or the Termination Point.

3.2.14.2 BellSouth will be responsible for repairing voice services and the physical line between the network interface device at the customer's premises and the Termination Point. Xspeduis will be responsible for repairing data services. Each Party will be responsible for maintaining its own equipment.

3.2.14.3 Xspeduis shall inform its end users to direct data problems to Xspeduis, unless both voice and data services are impaired, in which event the end users should call BellSouth.

- 3.2.14.4 Once a Party has isolated a trouble to the other Party's portion of the loop, the Party isolating the trouble shall notify the end user that the trouble is on the other Party's portion of the Loop.
- 3.2.14.5 Notwithstanding anything else to the contrary in this Agreement, when BellSouth receives a voice trouble and isolates the trouble to the physical collocation arrangement belonging to Xspeduis, BellSouth will notify Xspeduis. Xspeduis will provide no more than two (2) verbal connecting facility assignments (CFA) pair changes to BellSouth in an attempt to resolve the voice trouble. In the event a CFA pair change resolves the voice trouble, Xspeduis will provide BellSouth an LSR with the new CFA pair information within 24 hours. If the owner of the collocation space fails to resolve the trouble by providing BellSouth with the verbal CFA pair changes, BellSouth may discontinue Xspeduis's access to the High Frequency Spectrum on such loop. BellSouth will not be responsible for any loss of data as a result of this action.

4 Local Switching

- 4.1 BellSouth shall provide non-discriminatory access to local circuit switching capability and local tandem switching capability on an unbundled basis, except as set forth in the Sections below to Xspeduis for the provision of a telecommunications service. BellSouth shall provide non-discriminatory access to packet switching capability on an unbundled basis to Xspeduis for the provision of a telecommunications service only in the limited circumstance described below in Section 4.5.

4.2 Local Circuit Switching Capability, including Tandem Switching Capability

- 4.2.1 Local circuit switching capability is defined as: (A) line-side facilities, which include, but are not limited to, the connection between a loop termination at a main distribution frame and a switch line card; (B) trunk-side facilities, which include, but are not limited to, the connection between trunk termination at a trunk-side cross-connect panel and a switch trunk card; (C) switching provided by remote switching modules; and (D) all features, functions, and capabilities of the switch, which include, but are not limited to: (1) the basic switching function of connecting lines to lines, line to trunks, trunks to lines, and trunks to trunks, as well as the same basic capabilities made available to BellSouth's customers, such as a telephone number, white page listings, and dial tone; and (2) all other features that the switch is capable of providing, including but not limited to customer calling, customer local area signaling service features, and Centrex, as well as any technically feasible customized routing functions provided by the switch. Any features that are not currently available but are technically feasible through the switch can be requested through the BFR/NBR process.
- 4.2.2 Notwithstanding BellSouth's general duty to unbundle local circuit switching, BellSouth shall not be required to unbundle local circuit switching for Xspeduis

when Xspeduis serves an end-user with four (4) or more voice-grade (DS-0) equivalents or lines served by BellSouth in one of the following MSAs: Atlanta, GA; Miami, FL; Orlando, FL; Ft. Lauderdale, FL; Charlotte-Gastonia-Rock Hill, NC; Greensboro-Winston Salem-High Point, NC; Nashville, TN; and New Orleans, LA, and BellSouth has provided non-discriminatory cost based access to the Enhanced Extended Link (EEL) throughout Density Zone 1 as determined by NECA Tariff No. 4 as in effect on January 1, 1999.

- 4.2.3 In the event that Xspeduis orders local circuit switching for an end user with four (4) or more DS0 equivalent lines within Density Zone 1 in an MSA listed above, BellSouth shall charge Xspeduis the market based rates in Exhibit B for use of the local circuit switching functionality for the affected facilities. If a market rate is not set forth in Exhibit B, such rate shall be negotiated by the Parties.
- 4.2.4 Unbundled Local Switching consists of three separate unbundled elements: Unbundled Ports, End Office Switching Functionality, and End Office Interoffice Trunk Ports.
- 4.2.5 Unbundled Local Switching combined with Common Transport and, if necessary, Tandem Switching provides to Xspeduis's end user local calling and the ability to presubscribe to a primary carrier for intraLATA and/or to presubscribe to a primary carrier for interLATA toll service.
- 4.2.6 Provided that Xspeduis purchases unbundled local switching from BellSouth and uses the BellSouth CIC for its end users' LPIC or if a BellSouth local end user selects BellSouth as its LPIC, then the Parties will consider as local any calls originated by an Xspeduis local end user, or originated by a BellSouth local end user and terminated to an Xspeduis local end user, where such calls originate and terminate in the same LATA, except for those calls originated and terminated through switched access arrangements (i.e., calls that are transported by a party other than BellSouth). For such calls, BellSouth will charge Xspeduis the UNE elements for the BellSouth facilities utilized. Neither Party shall bill the other originating or terminating switched access charges for such calls. Intercarrier compensation for local calls between BellSouth and Xspeduis shall be as described in BellSouth's UNE Local Call Flows set forth on BellSouth's web site.
- 4.2.7 Where Xspeduis purchases unbundled local switching from BellSouth but does not use the BellSouth CIC for its end users' LPIC, BellSouth will consider as local those direct dialed telephone calls that originate from an Xspeduis end user and terminate within the basic local calling area or within the extended local calling areas and that are dialed using 7 or 10 digits as defined and specified in Section A3 of BellSouth's General Subscriber Services Tariffs. For such local calls, BellSouth will charge Xspeduis the UNE elements for the BellSouth facilities utilized. Intercarrier compensation for local calls between BellSouth and Xspeduis shall be as described in BellSouth's UNE Local Call Flows set forth on BellSouth's web site.

4.2.8 For any calls that originate and terminate through switched access arrangements (i.e., calls that are transported by a party other than BellSouth), BellSouth shall bill Xspeduis the UNE elements for the BellSouth facilities utilized. Each Party may bill the toll provider originating or terminating switched access charges, as appropriate.

4.2.9 **Unbundled Port Features**

4.2.9.1 Charges for Unbundled Port are as set forth in Exhibit B, and as specified in such exhibit, may or may not include individual features.

4.2.9.2 Where applicable and available, non-switch-based services may be ordered with the Unbundled Port at BellSouth's retail rates.

4.2.9.3 Any features that are not currently available but are technically feasible through the switch can be requested through the BFR/NBR process.

4.2.9.4 BellSouth will provide to Xspeduis selective routing of calls to a requested Operator System platform pursuant to Section 10 of Attachment 2. Any other routing requests by Xspeduis will be made pursuant to the BFR/NBR Process as set forth in Attachment 12.

4.2.10 **Provision for Local Switching**

4.2.10.1 BellSouth shall perform routine testing (e.g., Mechanized Loop Tests (MLT) and test calls such as 105, 107 and 108 type calls) and fault isolation on a mutually agreed upon schedule.

4.2.10.2 BellSouth shall control congestion points such as those caused by radio station call-ins, and network routing abnormalities. All traffic shall be restricted in a non-discriminatory manner.

4.2.10.3 BellSouth shall perform manual call trace and permit customer originated call trace. BellSouth shall provide Switching Service Point (SSP) capabilities and signaling software to interconnect the signaling links destined to the Signaling Transfer Point Switch (STPS). These capabilities shall adhere to the technical specifications set forth in the applicable industry standard technical references.

4.2.10.4 BellSouth shall provide interfaces to adjuncts through Telcordia standard interfaces. These adjuncts can include, but are not limited to, the Service Circuit Node and Automatic Call Distributors. BellSouth shall offer to Xspeduis all AIN triggers in connection with its SMS/SCE offering.

4.2.10.5 BellSouth shall provide access to SS7 Signaling Network or Multi-Frequency trunking if requested by Xspeduis.

4.2.11 **Local Switching Interfaces.**

- 4.2.11.1 Xspeduis shall order ports and associated interfaces compatible with the services it wishes to provide, as listed in Exhibit B. BellSouth shall provide the following local switching interfaces:
 - 4.2.11.1.1 Standard Tip/Ring interface including loopstart or groundstart, on-hook signaling (e.g., for calling number, calling name and message waiting lamp);
 - 4.2.11.1.2 Coin phone signaling;
 - 4.2.11.1.3 Basic Rate Interface ISDN adhering to appropriate Telcordia Technical Requirements;
 - 4.2.11.1.4 Two-wire analog interface to PBX;
 - 4.2.11.1.5 Four-wire analog interface to PBX;
 - 4.2.11.1.6 Four-wire DS1 interface to PBX or customer provided equipment (e.g. computers and voice response systems);
 - 4.2.11.1.7 Primary Rate ISDN to PBX adhering to ANSI standards Q.931, Q.932 and appropriate Telcordia Technical Requirements;
 - 4.2.11.1.8 Switched Fractional DS1 with capabilities to configure Nx64 channels (where N = 1 to 24); and
 - 4.2.11.1.9 Loops adhering to Telcordia TR-NWT-08 and TR-NWT-303 specifications to interconnect Digital Loop Carriers.

4.3 **Tandem Switching**

- 4.3.1 The Tandem Switching capability Network Element is defined as: (i) trunk-connect facilities, which include, but are not limited to, the connection between trunk termination at a cross connect panel and switch trunk card; (ii) the basic switch trunk function of connecting trunks to trunks; and (iii) the functions that are centralized in the Tandem Switches (as distinguished from separate end office switches), including but not limited to call recording, the routing of calls to operator services and signaling conversion features.

4.3.2 **Technical Requirements**

- 4.3.2.1 Tandem Switching shall have the same capabilities or equivalent capabilities as those described in Telcordia TR-TSY-000540 Issue 2R2, Tandem Supplement, 6/1/90. The requirements for Tandem Switching include, but are not limited to the following:
 - 4.3.2.1.1 Tandem Switching shall provide signaling to establish a tandem connection;

- 4.3.2.1.2 Tandem Switching will provide screening as jointly agreed to by Xspeduis and BellSouth;
- 4.3.2.1.3 Tandem Switching shall provide Advanced Intelligent Network triggers supporting AIN features where such routing is not available from the originating end office switch, to the extent such Tandem switch has such capability;
- 4.3.2.1.4 Tandem Switching shall provide access to Toll Free number database;
- 4.3.2.1.5 Tandem Switching shall provide connectivity to PSAPs where 911 solutions are deployed and the tandem is used for 911; and
- 4.3.2.1.6 Where appropriate, Tandem Switching shall provide connectivity for the purpose of routing transit traffic to and from other carriers.
- 4.3.2.2 BellSouth may perform testing and fault isolation on the underlying switch that is providing Tandem Switching. Such testing shall be testing routinely performed by BellSouth. The results and reports of the testing shall be made available to Xspeduis.
- 4.3.2.3 BellSouth shall control congestion points and network abnormalities. All traffic will be restricted in a non-discriminatory manner.
- 4.3.2.4 Tandem Switching shall process originating toll-free traffic received from Xspeduis's local switch.
- 4.3.2.5 In support of AIN triggers and features, Tandem Switching shall provide SSP capabilities when these capabilities are not available from the Local Switching Network Element, to the extent such Tandem Switch has such capability.
- 4.3.3 Upon Xspeduis's purchase of overflow trunk groups, Tandem Switching shall provide an alternate routing pattern for Xspeduis's traffic overflowing from direct end office high usage trunk groups.
- 4.4 **AIN Selective Carrier Routing for Operator Services, Directory Assistance and Repair Centers**
- 4.4.1 BellSouth will provide AIN Selective Carrier Routing at the request of Xspeduis. AIN Selective Carrier Routing will provide Xspeduis with the capability of routing operator calls, 0+ and 0- and 0+ NPA (LNPA) 555-1212 directory assistance, 1+411 directory assistance and 611 repair center calls to pre-selected destinations.
- 4.4.2 Xspeduis shall order AIN Selective Carrier Routing through its Account Team and/or Local Contract Manager. AIN Selective Carrier Routing must first be established regionally and then on a per central office, per state basis.
- 4.4.3 AIN Selective Carrier Routing is not available in DMS 10 switches.

- 4.4.4 Where AIN Selective Carrier Routing is utilized by Xspeduis, the routing of Xspeduis's end user calls shall be pursuant to information provided by Xspeduis and stored in BellSouth's AIN Selective Carrier Routing Service Control Point database. AIN Selective Carrier Routing shall utilize a set of Line Class Codes (LCCs) unique to a basic class of service assigned on an 'as needed' basis. The same LCCs will be assigned in each central office where AIN Selective Carrier Routing is established.
- 4.4.5 Upon ordering of AIN Selective Carrier Routing Regional Service, Xspeduis shall remit to BellSouth the Regional Service Order non-recurring charges set forth in Exhibit B of this Attachment. There shall be a non-recurring End Office Establishment Charge per office due at the addition of each central office where AIN Selective Carrier Routing will be utilized. Said non-recurring charge shall be as set forth in Exhibit B of this Attachment. For each Xspeduis end user activated, there shall be a non-recurring End User Establishment charge as set forth in Exhibit B of this Attachment. Xspeduis shall pay the AIN Selective Carrier Routing Per Query Charge set forth in Exhibit B of this Attachment.
- 4.4.6 This Regional Service Order non-recurring charge will be non-refundable and will be paid with 1/2 due up-front with the submission of all fully completed required forms, including: Regional Selective Carrier Routing (SCR) Order Request-Form A, Central Office AIN Selective Carrier Routing (SCR) Order Request - Form B, AIN_SCR Central Office Identification Form - Form C, AIN_SCR Routing Options Selection Form - Form D, and Routing Combinations Table - Form E. BellSouth has 30 days to respond to Xspeduis's fully completed firm order as a Regional Service Order. With the delivery of this firm order response to Xspeduis, BellSouth considers that the delivery schedule of this service commences. The remaining 1/2 of the Regional Service Order payment must be paid when at least 90% of the Central Offices listed on the original order have been turned up for the service.
- 4.4.7 The non-recurring End Office Establishment Charge will be billed to Xspeduis following BellSouth's normal monthly billing cycle for this type of order.
- 4.4.8 End-User Establishment Orders will not be turned-up until the second payment is received for the Regional Service Order. The non-recurring End-User Establishment Charges will be billed to Xspeduis following BellSouth's normal monthly billing cycle for this type of order.
- 4.4.9 Additionally, the AIN Selective Carrier Routing Per Query Charge will be billed to Xspeduis following the normal billing cycle for per query charges.
- 4.4.10 All other network components needed, for example, unbundled switching and unbundled local transport, etc, will be billed per contracted rates.

4.5 **Packet Switching Capability**

- 4.5.1 The packet switching capability network element is defined as the function of routing or forwarding packets, frames, cells or other data units based on address or other routing information contained in the packets, frames, cells or other data units.
- 4.5.2 BellSouth shall be required to provide non-discriminatory access to unbundled packet switching capability only where each of the following conditions are satisfied:
- 4.5.2.1 BellSouth has deployed digital loop carrier systems, including but not limited to, integrated digital loop carrier or universal digital loop carrier systems; or has deployed any other system in which fiber optic facilities replace copper facilities in the feeder section (e.g., end office to remote terminal, pedestal or environmentally controlled vault);
- 4.5.2.2 There are no spare copper loops capable of supporting the xDSL services Xspeduis seeks to offer;
- 4.5.2.3 BellSouth has not permitted Xspeduis to deploy a DSLAM at the remote terminal, pedestal or environmentally controlled vault or other interconnection point, nor has Xspeduis obtained a virtual collocation arrangement at these sub-loop interconnection points as defined by 47 CFR § 51.319 (b); and
- 4.5.2.4 BellSouth has deployed packet switching capability for its own use.
- 4.5.3 If there is a dispute as to whether BellSouth must provide Packet Switching, such dispute will be resolved according to the dispute resolution process set forth in Section 12 of the General Terms and Conditions of this Agreement, incorporated herein by this reference.

4.6 **Interoffice Transmission Facilities**

- 4.6.1 BellSouth shall provide nondiscriminatory access, in accordance with FCC Rule 51.311 and Section 251(c)(3) of the Act, to interoffice transmission facilities on an unbundled basis to Xspeduis for the provision of a telecommunications service.

5 Unbundled Network Element Combinations

- 5.1 Unbundled Network Element Combinations shall include: 1) Enhanced Extended Links (EELs); 2) Other Network Element Combinations; and 3) UNE Loop/Port Combinations.
- 5.2 For purposes of this Section, references to “Currently Combined” network elements shall mean that the particular network elements requested by Xspeduis are in fact already combined by BellSouth in the BellSouth network.

5.3 **Enhanced Extended Links (EELs)**

- 5.3.1 Where facilities permit and where necessary to comply with an effective FCC and/or State Commission order, or as otherwise mutually agreed by the Parties, BellSouth shall offer access to loop and transport combinations, also known as the Enhanced Extended Link (“EEL”) as defined in Section 5.3.2 below.
- 5.3.2 Subject to Section 5.3.4 below, BellSouth will provide access to the EEL in the combinations set forth in Section 5.3.5 following. This offering is intended to provide connectivity from an end user’s location through that end user’s SWC to Xspeduis’s POP serving wire center. The circuit must be connected to Xspeduis’s switch for the purpose of provisioning telephone exchange service to Xspeduis’s end-user customers. The EEL will be connected to Xspeduis’s facilities in Xspeduis’s collocation space at the POP SWC, or Xspeduis may purchase BellSouth’s access facilities between Xspeduis’s POP and Xspeduis’s collocation space at the POP SWC.
- 5.3.3 When ordering EEL combinations, Xspeduis shall provide to BellSouth certification that Xspeduis will provide a significant amount of local exchange service over the requested combination and shall indicate under what local usage option Xspeduis seeks to qualify. Xspeduis shall be deemed to be providing a significant amount of local exchange service if one of the two (2) options set forth in Sections 5.3.6.2 through 5.3.6.3 is met. BellSouth shall have the right to audit Xspeduis’s records to verify that Xspeduis is meeting the applicable local usage requirements. Such audit shall comply with the terms of Section 5.3.6.6 in this Attachment.
- 5.3.4 BellSouth shall provide EEL combinations to Xspeduis in Georgia, Kentucky, Louisiana, Mississippi, South Carolina and Tennessee regardless of whether or not such EELs are Currently Combined. In all other states, BellSouth shall make available to Xspeduis those EEL combinations described in Section 5.3.5 below only to the extent such combinations are Currently Combined. Furthermore, BellSouth will make available new EEL combinations to Xspeduis in density Zone 1, as defined in 47 CFR 69.123 as of January 1, 1999, in the Atlanta, GA; Miami, FL; Orlando, FL; Ft. Lauderdale, FL; Charlotte-Gastonia-Rock Hill, NC; Greensboro-Winston Salem-High Point, NC; Nashville, TN; and New Orleans, LA, MSAs. Except as stated above, EELs will be provided to Xspeduis only to the extent such network elements are Currently Combined.
- 5.3.5 **EEL Combinations**
- 5.3.5.1 DS1 Interoffice Channel + DS1 Channelization + 2-wire VG Local Loop
- 5.3.5.2 DS1 Interoffice Channel + DS1 Channelization + 4-wire VG Local Loop
- 5.3.5.3 DS1 Interoffice Channel + DS1 Channelization + 2-wire ISDN Local Loop
- 5.3.5.4 DS1 Interoffice Channel + DS1 Channelization + 4-wire 56 kbps Local Loop

- 5.3.5.5 DS1 Interoffice Channel + DS1 Channelization + 4-wire 64 kbps Local Loop
- 5.3.5.6 DS1 Interoffice Channel + DS1 Local Loop
- 5.3.5.7 DS3 Interoffice Channel + DS3 Local Loop
- 5.3.5.8 STS-1 Interoffice Channel + STS-1 Local Loop
- 5.3.5.9 DS3 Interoffice Channel + DS3 Channelization + DS1 Local Loop
- 5.3.5.10 STS-1 Interoffice Channel + DS3 Channelization + DS1 Local Loop
- 5.3.5.11 2-wire VG Interoffice Channel + 2-wire VG Local Loop
- 5.3.5.12 4wire VG Interoffice Channel + 4-wire VG Local Loop
- 5.3.5.13 4-wire 56 kbps Interoffice Channel + 4-wire 56 kbps Local Loop
- 5.3.5.14 4-wire 64 kbps Interoffice Channel + 4-wire 64 kbps Local Loop

5.3.6 **Special Access Service Conversions**

- 5.3.6.1 Xspeduis may not convert special access services to combinations of loop and transport network elements, whether or not Xspeduis self-provides its entrance facilities (or obtains entrance facilities from a third party), unless Xspeduis uses the combination to provide a significant amount of local exchange service, in addition to exchange access service, to a particular customer. To the extent Xspeduis requests to convert any special access services to combinations of loop and transport network elements at UNE prices, Xspeduis shall provide to BellSouth certification that Xspeduis is providing a significant amount of local exchange service (as described in this Section) over such combinations. The certification shall also indicate under what local usage option Xspeduis seeks to qualify for conversion of special access circuits. Xspeduis shall be deemed to be providing a significant amount of local exchange service over such combinations if one of the following options is met:
- 5.3.6.2 Xspeduis certifies that it is the exclusive provider of an end user's local exchange service. The loop-transport combinations must terminate at Xspeduis's collocation arrangement in at least one BellSouth central office. This option does not allow loop-transport combinations to be connected to BellSouth's tariffed services. Under this option, Xspeduis is the end user's only local service provider, and thus, is providing more than a significant amount of local exchange service. Xspeduis can then use the loop-transport combinations that serve the end user to carry any type of traffic, including using them to carry 100 percent interstate access traffic; or

- 5.3.6.3 Xspeduis certifies that it provides local exchange and exchange access service to the end user customer's premises and handles at least one third of the end user customer's local traffic measured as a percent of total end user customer local dialtone lines; and for DS1 circuits and above, at least 50 percent of the activated channels on the loop portion of the loop-transport combination have at least 5 percent local voice traffic individually, and the entire loop facility has at least 10 percent local voice traffic. When a loop-transport combination includes multiplexing, each of the individual DS1 circuits must meet these criteria. The loop-transport combination must terminate at Xspeduis's collocation arrangement in at least one BellSouth central office. This option does not allow loop-transport combinations to be connected to BellSouth tariffed services; or
- 5.3.6.4 Xspeduis certifies that at least 50 percent of the activated channels on a circuit are used to provide originating and terminating local dialtone service and at least 50 percent of the traffic on each of these local dialtone channels is local voice traffic, and that the entire loop facility has at least 33 percent local voice traffic. When a loop-transport combination includes multiplexing, each of the individual DS1 circuits must meet these criteria. This option does not allow loop-transport combinations to be connected to BellSouth's tariffed services. Under this option, collocation is not required. Xspeduis does not need to provide a defined portion of the end user's local service, but the active channels on any loop-transport combination, and the entire facility, must carry the amount of local exchange traffic specified in this option.
- 5.3.6.5 In addition, there may be extraordinary circumstances where Xspeduis is providing a significant amount of local exchange service, but does not qualify under any of the three options set forth in Section 5.3.6. In such case, Xspeduis may petition the FCC for a waiver of the local usage options set forth in the June 2, 2000 Order. If a waiver is granted, then upon Xspeduis's request the Parties shall amend this Agreement to the extent necessary to incorporate the terms of such waiver for such extraordinary circumstance.
- 5.3.6.6 BellSouth may at its sole discretion audit Xspeduis records in order to verify the type of traffic being transmitted over combinations of loop and transport network elements. The audit shall be conducted by a third party independent auditor, and Xspeduis shall be given thirty days written notice of scheduled audit. Such audit shall occur no more than one time in a calendar year, unless results of an audit find noncompliance with the significant amount of local exchange service requirement. In the event of noncompliance, Xspeduis shall reimburse BellSouth for the cost of the audit. If, based on its audits, BellSouth concludes that Xspeduis is not providing a significant amount of local exchange traffic over the combinations of loop and transport network elements, BellSouth may file a complaint with the appropriate Commission, pursuant to the dispute resolution process as set forth in the Interconnection Agreement. In the event that BellSouth prevails, BellSouth may convert such combinations of loop and transport network elements to special

access services and may seek appropriate retroactive reimbursement from Xspeduis.

- 5.3.6.7 Xspeduis may convert special access circuits to combinations of loop and transport UNEs pursuant to the terms of this Section and subject to the termination provisions in the applicable special access tariffs, if any.

5.3.7 **Rates**

- 5.3.7.1 Subject to the limitations set forth in Section 5.3.4 above, the rates for EEL combinations are as follows:

5.3.7.1.1 The non-recurring and recurring rates for the EEL Combinations of network elements set forth in 5.3.5, whether or not Currently Combined, are as set forth in Exhibit B of this Attachment.

5.3.7.1.2 For combinations of loop and transport network elements that are not set forth in Section 5.3.5 but are Currently Combined, the recurring charge shall be the sum of the recurring charges for the individual UNEs that comprise the combination and the nonrecurring charge shall be the conversion charge set forth in Exhibit B of this Attachment.

5.3.7.1.3 For combinations of loop and transport network elements that are not set forth in Section 5.3.5, where the elements are not Currently Combined but are ordinarily combined in BellSouth's network, the non-recurring and recurring charges for such UNE combinations shall be the sum of the stand-alone non-recurring and recurring charges of the network elements which make up the combination as set forth in Exhibit B of this Attachment.

5.3.8 **Multiplexing**

- 5.3.8.1 Where multiplexing functionality is required in connection with loop and transport combinations, such multiplexing will be provided at the rates and on the terms set forth in this Agreement.

5.4 **Other Network Element Combinations**

- 5.4.1 In the states of Georgia, Kentucky, Louisiana, Mississippi, South Carolina and Tennessee, BellSouth shall make available to Xspeduis, in accordance with Section 5.4.25.4.2.1 below: (1) combinations of network elements other than those described in this Section that are Currently Combined; and (2) combinations of network elements other than those described in this Section that are not Currently Combined but that BellSouth ordinarily combines in its network. In all other states, BellSouth shall make available to Xspeduis, in accordance with Section 5.4.2 below, combinations of network elements other than those described in this Section 5 only to the extent such combinations are Currently Combined.

- 5.4.2 Rates
- 5.4.2.1 Subject to the limitations set forth in Section 5.4.1 above, the rates for network element combinations other than those described in this Section 5 are as follows:
- 5.4.2.1.1 The recurring charge for Currently Combined combinations of network elements other than those described in this Section 5 shall be the sum of the recurring charges for the individual UNEs that comprise the combination and the nonrecurring charge shall be the conversion charge set forth in Exhibit B of this Attachment.
- 5.4.2.1.2 For network element combinations other than those described in this Section 5 where the elements are not Currently Combined but are ordinarily combined in BellSouth's network, the non-recurring and recurring charges for such UNE combinations shall be the sum of the stand-alone non-recurring and recurring charges of the network elements that make up the combination as set forth in Exhibit B of this Attachment.
- 5.4.2.1.3 To the extent that Xspeduis seeks to obtain other combinations of network elements that BellSouth ordinarily combines in its network which have not been specifically priced by the Commission when purchased in combined form, Xspeduis, at its option, can request that such rates be determined pursuant to the BFR/NBR process set forth in this Agreement. In addition, to the extent BellSouth has not developed methods and procedures to provide any specific combination of network elements requested by Xspeduis, whether or not Currently Combined, such methods and procedures shall be established pursuant to the BFR/NBR process.
- 5.5 UNE Port/Loop Combinations
- 5.5.1 Combinations of port and loop unbundled network elements along with switching and transport unbundled network elements provide local exchange service for the origination or termination of calls. Port/ loop combinations support the same local calling and feature requirements as described in the Unbundled Local Switching or Port section of this Attachment 2 and the ability to presubscribe to a primary carrier for intraLATA and/or to presubscribe to a primary carrier for interLATA toll service.
- 5.5.2 BellSouth shall make available UNE port/loop combinations, regardless of whether such combinations are Currently Combined, so long as such combinations are ordinarily combined in BellSouth's network.
- 5.5.3 Except as set forth in section 5.6.3 below, in Georgia, Kentucky, Louisiana, Mississippi, South Carolina and Tennessee, BellSouth shall provide UNE port/loop combinations that are ordinarily combined in BellSouth's network, regardless of

whether such combinations are Currently Combined at the cost-based rates in Exhibit B.

- 5.5.4 In Alabama, Florida, and North Carolina, BellSouth shall provide UNE port/loop combinations that are not Currently Combined but that are ordinarily combined in BellSouth's network at the market rates in Exhibit B. If a market rate is not set forth in Exhibit B for a UNE port/loop combination, such rate shall be negotiated by the Parties.
- 5.5.5 In Alabama, Florida, and North Carolina, BellSouth shall provide UNE port/loop combinations that are Currently Combined at the cost-based rates in Exhibit B.
- 5.5.6 BellSouth is not required to provide combinations of port and loop network elements on an unbundled basis in locations where, pursuant to FCC rules, BellSouth is not required to provide circuit switching as an unbundled network element.
- 5.5.6.1 BellSouth shall not be required to provide local circuit switching as an unbundled network element in density Zone 1, as defined in 47 CFR 69.123 as of January 1, 1999 of the Atlanta, GA; Miami, FL; Orlando, FL; Ft. Lauderdale, FL; Charlotte-Gastonia-Rock Hill, NC; Greensboro-Winston Salem-High Point, NC; Nashville, TN; and New Orleans, LA, MSAs to Xspeduis if Xspeduis's customer has 4 or more DS0 equivalent lines.
- 5.5.6.2 Notwithstanding the foregoing, BellSouth shall provide combinations of port and loop network elements on an unbundled basis where, pursuant to FCC rules, BellSouth is not required to provide local circuit switching as an unbundled network element and shall do so at the market rates in Exhibit B. If a market rate is not set forth in Exhibit B for a UNE port/loop combination, such rate shall be negotiated by the Parties.
- 5.5.7 BellSouth shall make 911 updates in the BellSouth 911 database for Xspeduis's UNE port/loop combinations. BellSouth will not bill Xspeduis for 911 surcharges. Xspeduis is responsible for paying all 911 surcharges to the applicable governmental agency.
- 5.5.8 Combination Offerings
- 5.5.8.1 2-wire voice grade port, voice grade loop, unbundled end office switching, unbundled end office trunk port, common transport per mile per MOU, common transport facilities termination, tandem switching, and tandem trunk port.
- 5.5.8.2 2-wire voice grade Coin port, voice grade loop, unbundled end office switching, unbundled end office trunk port, common transport per mile per MOU, common transport facilities termination, tandem switching, and tandem trunk port.

- 5.5.8.3 2-wire voice grade DID port, voice grade loop, unbundled end office switching, unbundled end office trunk port, common transport per mile per MOU, common transport facilities termination, tandem switching, and tandem trunk port.
- 5.5.8.4 2-wire CENTREX port, voice grade loop, CENTREX intercom functionality, unbundled end office switching, unbundled end office trunk port, common transport per mile per MOU, common transport facilities termination, tandem switching, and tandem trunk port.
- 5.5.8.5 2-wire ISDN Basic Rate Interface, voice grade loop, unbundled end office switching, unbundled end office trunk port, common transport per mile per MOU, common transport facilities termination, tandem switching, and tandem trunk port.
- 5.5.8.6 4-wire ISDN Primary Rate Interface, DS1 loop, unbundled end office switching, unbundled end office trunk port, common transport per mile per MOU, common transport facilities termination, tandem switching, and tandem trunk port.
- 5.5.8.7 4-wire DS1 Trunk port, DS1 Loop, unbundled end office switching, unbundled end office trunk port, common transport per mile per MOU, common transport facilities termination, tandem switching, and tandem trunk port.
- 5.5.8.8 4-wire DS1 Loop with normal serving wire center channelization interface, 2-wire voice grade ports (PBX), 2-wire DID ports, unbundled end office switching, unbundled end office trunk port, common transport per mile per MOU, common transport facilities termination, tandem switching, and tandem trunk port.

6 Transport, Channelization and Dark Fiber

6.1 Transport

- 6.1.1 Interoffice transmission facility network elements include:
 - 6.1.1.1 Dedicated transport, defined as BellSouth's transmission facilities, is dedicated to a particular customer or carrier that provides telecommunications between wire centers or switches owned by BellSouth, or between wire centers and switches owned by BellSouth and Xspeduis.
 - 6.1.1.2 Dark Fiber transport, defined as BellSouth's optical transmission facilities without attached signal regeneration, multiplexing, aggregation or other electronics;
 - 6.1.1.3 Common (Shared) transport, defined as transmission facilities shared by more than one carrier, including BellSouth, between end office switches, between end office switches and tandem switches, and between tandem switches, in BellSouth's network. Where BellSouth Network Elements are connected by intraoffice wiring, such wiring is provided as part of the Network Element and is not Common (Shared) Transport.

- 6.1.2 BellSouth shall:
- 6.1.2.1 Provide Xspeduis exclusive use of interoffice transmission facilities dedicated to a particular customer or carrier, or shared use of the features, functions, and capabilities of interoffice transmission facilities shared by more than one customer or carrier;
 - 6.1.2.2 Provide all technically feasible transmission facilities, features, functions, and capabilities of the transport facility for the provision of telecommunications services;
 - 6.1.2.3 Permit, to the extent technically feasible, Xspeduis to connect such interoffice facilities to equipment designated by Xspeduis, including but not limited to, Xspeduis's collocated facilities; and
 - 6.1.2.4 Permit, to the extent technically feasible, Xspeduis to obtain the functionality provided by BellSouth's digital cross-connect systems.
- 6.1.3 Technical Requirements of Common (Shared) Transport
- 6.1.3.1 Common (Shared) Transport provided on DS1 or VT1.5 circuits, shall, at a minimum, meet the performance, availability, jitter, and delay requirements specified for Central Office to Central Office ("CO to CO") connections in the applicable industry standards.
 - 6.1.3.2 Common (Shared) Transport provided on DS3 circuits, STS-1 circuits, and higher transmission bit rate circuits, shall, at a minimum, meet the performance, availability, jitter, and delay requirements specified for CO to CO connections in the applicable industry standards.
 - 6.1.3.3 BellSouth shall be responsible for the engineering, provisioning, and maintenance of the underlying equipment and facilities that are used to provide Common (Shared) Transport.
 - 6.1.3.4 At a minimum, Common (Shared) Transport shall meet all of the requirements set forth in the applicable industry standards.
- 6.2 **Dedicated Transport**
- 6.2.1 Dedicated Transport is composed of the following Unbundled Network Elements:
 - 6.2.1.1 Unbundled Local Channel, defined as the dedicated transmission path between Xspeduis's Point of Presence ("POP") and Xspeduis's collocation space in the BellSouth Serving Wire Center for Xspeduis's POP, and

- 6.2.1.2 Unbundled Interoffice Channel, defined as the dedicated transmission path that provides telecommunication between BellSouth's Serving Wire Centers' collocations.
- 6.2.1.3 BellSouth shall offer Dedicated Transport in each of the following ways:
 - 6.2.1.3.1 As capacity on a shared UNE facility.
 - 6.2.1.3.2 As a circuit (e.g., DS0, DS1, DS3) dedicated to Xspeduis.
- 6.2.1.4 Dedicated Transport may be provided over facilities such as optical fiber, copper twisted pair, and coaxial cable, and shall include transmission equipment such as, line terminating equipment, amplifiers, and regenerators.
- 6.2.2 Technical Requirements
 - 6.2.2.1 The entire designated transmission service (e.g., DS0, DS1, DS3) shall be dedicated to Xspeduis designated traffic.
 - 6.2.2.2 For DS1 or VT1.5 circuits, Dedicated Transport shall, at a minimum, meet the performance, availability, jitter, and delay requirements specified for Customer Interface to Central Office ("CI to CO") connections in the applicable industry standards.
 - 6.2.2.3 For DS3 circuits, Dedicated Transport shall, at a minimum, meet the performance, availability, jitter, and delay requirements specified for CI to CO connections in the applicable industry standards.
 - 6.2.2.4 BellSouth shall offer the following interface transmission rates for Dedicated Transport:
 - 6.2.2.4.1 DS0 Equivalent;
 - 6.2.2.4.2 DS1;
 - 6.2.2.4.3 DS3; and
 - 6.2.2.4.4 SDH (Synchronous Digital Hierarchy) Standard interface rates in accordance with International Telecommunications Union (ITU) Recommendation G.707 and Plesiochronous Digital Hierarchy (PDH) rates per ITU Recommendation G.704.
 - 6.2.2.5 BellSouth shall design Dedicated Transport according to its network infrastructure. Xspeduis shall specify the termination points for Dedicated Transport.
 - 6.2.2.6 At a minimum, Dedicated Transport shall meet each of the requirements set forth in the applicable industry technical references.

- 6.2.2.7 BellSouth Technical References:
- 6.2.2.7.1 TR-TSY-000191 Alarm Indication Signals Requirements and Objectives, Issue 1, May 1986.
- 6.2.2.7.2 TR 73501 LightGate[®] Service Interface and Performance Specifications, Issue D, June 1995.
- 6.2.2.7.3 TR 73525 MegaLink[®] Service, MegaLink Channel Service and MegaLink Plus Service Interface and Performance Specifications, Issue C, May 1996.

6.3 **Unbundled Channelization (Multiplexing)**

- 6.3.1 Unbundled Channelization (UC) provides the multiplexing capability that will allow a DS1 (1.544 Mbps) or DS3 (44.736 Mbps) or STS-1 (51.84 Mbps) Unbundled Network Element (UNE) or collocation cross-connect to be multiplexed or channelized at a BellSouth central office. Channelization will be offered with both the high and low speed sides to be connected to collocation. Channelization can be accomplished through the use of a stand-alone multiplexer or a digital cross-connect system at the discretion of BellSouth. Once UC has been installed, Xspeduis may request channel activation on an as-needed basis and BellSouth shall connect the requested facilities via Central Office Channel Interfaces (COCI). The COCI must be compatible with the lower capacity facility and ordered with the lower capacity facility.
- 6.3.2 BellSouth shall make available the following channelization systems:
 - 6.3.2.1 DS3/STS-1 Channelization System: channelizes a DS3 signal into 28 DS1s.
 - 6.3.2.2 DS1 Channelization System: channelizes a DS1 signal into 24 DS0s.
- 6.3.3 BellSouth shall make available the following
 - 6.3.3.1 Central Office Channel Interfaces (COCI):
 - 6.3.3.2 DS1 COCI, which can be activated on a DS3 Channelization System.
 - 6.3.3.3 Voice Grade and Digital Data COCI, which can be activated on a DS1 Channelization System.
 - 6.3.3.4 Data COCI, which can be activated on a DS1 Channelization System.
 - 6.3.3.5 AMI and B8ZS line coding with either Super Frame (SF) and Extended Super Frame (ESF) framing formats will be supported as options.
- 6.3.4 Technical Requirements

- 6.3.4.1 In order to assure proper operation with BellSouth provided central office multiplexing functionality, Xspeduis's channelization equipment must adhere strictly to form and protocol standards. Xspeduis must also adhere to such applicable industry standards for the multiplex channel bank, for voice frequency encoding, for various signaling schemes, and for sub rate digital access.
- 6.3.4.2 DS0 to DS1 Channelization
- 6.3.4.2.1 The DS1 signal must be framed utilizing the framing structure defined in ANSI T1.107, Digital Hierarchy Formats Specifications and ANSI T1.403.02, DS1 Robbed-bit Signaling State Definitions.
- 6.3.4.3 DS1 to DS3 Channelization
- 6.3.4.3.1 The DS3 signal must be framed utilizing the framing structure define in ANSI T1.107, Digital Hierarchy Formats Specifications. The asynchronous M13 multiplex format (combination of M12 and M23 formats) is specified for terminal equipment that multiplexes 28 DS1s into a DS3.
- 6.3.4.4 DS1 to STS Channelization
- 6.3.4.4.1 The STS-1 signal must be framed utilizing the framing structure define in ANSI T1.105, Synchronous Optical Network (SONET) – Basic Description Including Multiplex Structure, Rates and Formats and T1.105.02, Synchronous Optical Network (SONET) – Payload Mappings.
- 6.4 **Dark Fiber Transport**
- 6.4.1 Dark Fiber Transport is an unused optical transmission facility without attached signal regeneration, multiplexing, aggregation or other electronics that connects two points within BellSouth's network. It may be strands of optical fiber existing in aerial or underground structure. BellSouth will not provide line terminating elements, regeneration or other electronics necessary for Xspeduis to utilize Dark Fiber Transport.
- 6.4.2 Dark Fiber Transport rates are differentiated between Local Channel, Interoffice Channel and Local Loop.
- 6.4.3 Requirements
- 6.4.3.1 BellSouth shall make available Dark Fiber Transport where it exists in BellSouth's network and where, as a result of future building or deployment, it becomes available. Dark Fiber Transport will not be deemed available if (1) it is used by BellSouth for maintenance and repair purposes, (2) it is designated for use pursuant to a firm order placed by another customer, (3) it is restricted for use by all carriers, including BellSouth, because of transmission problems or because it is scheduled for removal due to documented changes to roads and infrastructure, or

(4) BellSouth has plans to use the fiber within a two-year planning period. BellSouth is not required to place fibers for Dark Fiber Transport if there are none available.

- 6.4.3.2 If the requested Dark Fiber Transport has any lightwave repeater equipment interspliced to it, BellSouth will remove such equipment at Xspeduis's request subject to time and materials charges.
- 6.4.3.3 Xspeduis is solely responsible for testing the quality of the Dark Fiber Transport to determine its usability and performance specifications.
- 6.4.3.4 BellSouth shall use its best efforts to provide to Xspeduis information regarding the location, availability and performance of Dark Fiber Transport within ten (10) business days after receiving a request from Xspeduis. Within such time period, BellSouth shall send written confirmation of availability of the Dark Fiber Transport.
- 6.4.3.5 If the requested Dark Fiber Transport is available, BellSouth shall use its commercially reasonable efforts to provision the Dark Fiber Transport to Xspeduis within twenty (20) business days after Xspeduis submits a valid, error free LSR. Provisioning includes identification of appropriate connection points (e.g., Light Guide Interconnection (LGX)) to enable Xspeduis to connect or splice Xspeduis provided transmission media (e.g., optical fiber) or equipment to the Dark Fiber Transport.

7 BellSouth Switched Access ("SWA") 8XX Toll Free Dialing Ten Digit Screening Service

- 7.1 The BellSouth SWA 8XX Toll Free Dialing Ten Digit Screening Service database ("8XX SCP Database") is a Signaling control Point ("SCP") that contains customer record information and the functionality to provide call-handling instructions for 8XX calls. The 8XX SCP IN software stores data downloaded from the national SMS/8XX database and provides the routing instructions in response to queries from the Switching Service Point ("SSP") or tandem. The BellSouth SWA 8XX Toll Free Dialing Ten Digit Screening Service ("8XX TFD Service") utilizes the 8XX SCP Database to provide identification and routing of the 8XX calls, based on the ten digits dialed. At Xspeduis's option, 8XX TFD Service is provided with or without POTS number delivery, dialing number delivery, and other optional complex features as selected by Xspeduis.
- 7.2 The 8XX SCP Database is designated to receive and respond to queries using the ANSI Specification of Signaling System Seven (SS7) protocol.

8 Line Information Database (LIDB)

- 8.1 The Line Information Database (LIDB) is a transaction-oriented database accessible through Common Channel Signaling (CCS) networks. For access to

LIDB, Xspeduis must purchase appropriate signaling links pursuant to Section 9 of this Attachment. LIDB contains records associated with end user Line Numbers and Special Billing Numbers. LIDB accepts queries from other Network Elements and provides appropriate responses. The query originator need not be the owner of LIDB data. LIDB queries include functions such as screening billed numbers that provides the ability to accept Collect or Third Number Billing calls and validation of Telephone Line Number based non-proprietary calling cards. The interface for the LIDB functionality is the interface between BellSouth's CCS network and other CCS networks. LIDB also interfaces to administrative systems.

8.2 Technical Requirements

8.2.1 BellSouth will offer to Xspeduis any additional capabilities that are developed for LIDB during the life of this Agreement.

8.2.2 BellSouth shall process Xspeduis's Customer records in LIDB at least at parity with BellSouth customer records, with respect to other LIDB functions. BellSouth shall indicate to Xspeduis what additional functions (if any) are performed by LIDB in the BellSouth network.

8.2.3 Within two (2) weeks after a request by Xspeduis, BellSouth shall provide Xspeduis with a list of the customer data items, which Xspeduis would have to provide in order to support each required LIDB function. The list shall indicate which data items are essential to LIDB function, and which are required only to support certain services. For each data item, the list shall show the data formats, the acceptable values of the data item and the meaning of those values.

8.2.4 BellSouth shall provide LIDB systems for which operating deficiencies that would result in calls being blocked shall not exceed 30 minutes per year.

8.2.5 BellSouth shall provide LIDB systems for which operating deficiencies that would not result in calls being blocked shall not exceed 12 hours per year.

8.2.6 BellSouth shall provide LIDB systems for which the LIDB function shall be in overload no more than 12 hours per year.

8.2.7 All additions, updates and deletions of Xspeduis data to the LIDB shall be solely at the direction of Xspeduis. Such direction from Xspeduis will not be required where the addition, update or deletion is necessary to perform standard fraud control measures (e.g., calling card auto-deactivation).

8.2.8 BellSouth shall provide priority updates to LIDB for Xspeduis data upon Xspeduis's request (e.g., to support fraud detection), via password-protected telephone card, facsimile, or electronic mail within one hour of notice from the established BellSouth contact.

- 8.2.9 BellSouth shall provide LIDB systems such that no more than 0.01% of Xspeduis customer records will be missing from LIDB, as measured by Xspeduis audits. BellSouth will audit Xspeduis records in LIDB against DBAS to identify record mismatches and provide this data to a designated Xspeduis contact person to resolve the status of the records and BellSouth will update system appropriately. BellSouth will refer record of mis-matches to Xspeduis within one business day of audit. Once reconciled records are received back from Xspeduis, BellSouth will update LIDB the same business day if less than 500 records are received before 1:00PM Central Time. If more than 500 records are received, BellSouth will contact Xspeduis to negotiate a time frame for the updates, not to exceed three business days.
- 8.2.10 BellSouth shall perform backup and recovery of all of Xspeduis's data in LIDB including sending to LIDB all changes made since the date of the most recent backup copy, in at least the same time frame BellSouth performs backup and recovery of BellSouth data in LIDB for itself. Currently, BellSouth performs backups of the LIDB for itself on a weekly basis and when a new software release is scheduled, a backup is performed prior to loading the new release.
- 8.2.11 BellSouth shall provide Xspeduis with LIDB reports of data, which are missing or contain errors, as well as any misrouted errors, within a reasonable time period as negotiated between Xspeduis and BellSouth.
- 8.2.12 BellSouth shall prevent any access to or use of Xspeduis data in LIDB by BellSouth personnel that are outside of established administrative and fraud control personnel, or by any other Party that is not authorized by Xspeduis in writing.
- 8.2.13 BellSouth shall provide Xspeduis performance of the LIDB Data Screening function, which allows a LIDB to completely or partially deny specific query originators access to LIDB data owned by specific data owners, for Customer Data that is part of an NPA-NXX or RAO-0/1XX wholly or partially owned by Xspeduis at least at parity with BellSouth Customer Data. BellSouth shall obtain from Xspeduis the screening information associated with LIDB Data Screening of Xspeduis data in accordance with this requirement. BellSouth currently does not have LIDB Data Screening capabilities. When such capability is available, BellSouth shall offer it to Xspeduis under the BFR/NBR process as set forth in Attachment 12.
- 8.2.14 BellSouth shall accept queries to LIDB associated with Xspeduis customer records, and shall return responses in accordance with industry standards.
- 8.2.15 BellSouth shall provide mean processing time at the LIDB within 0.50 seconds under normal conditions as defined in industry standards.

- 8.2.16 BellSouth shall provide processing time at the LIDB within 1 second for 99% of all messages under normal conditions as defined in industry standards.
- 8.3 Interface Requirements
- 8.3.1 BellSouth shall offer LIDB in accordance with the requirements of this subsection.
- 8.3.2 The interface to LIDB shall be in accordance with the technical references contained within.
- 8.3.3 The CCS interface to LIDB shall be the standard interface described herein.
- 8.3.4 The LIDB Data Base interpretation of the ANSI-TCAP messages shall comply with the technical reference herein. Global Title Translation shall be maintained in the signaling network in order to support signaling network routing to the LIDB.
- 8.3.5 The application of the LIDB rates contained in Exhibit B to this Attachment will be based on a Percent CLEC LIDB Usage (“PCLU”) factor. Xspeduis shall provide BellSouth a PCLU. The PCLU will be applied to determine the percentage of total LIDB usage to be billed to the other Party at local rates. Xspeduis shall update its PCLU on the first of January, April, July and October and shall send it to BellSouth to be received no later than thirty (30) calendar days after the first of each such month based on local usage for the past three months ending the last day of December, March, June and September, respectively. Requirements associated with PCLU calculation and reporting shall be as set forth in BellSouth’s Jurisdictional Factors Reporting Guide, as it is amended from time to time.

9 Signaling

- 9.1 BellSouth shall offer access to signaling and access to BellSouth’s signaling databases subject to compatibility testing and at the rates set forth in this Attachment. BellSouth may provide mediated access to BellSouth signaling systems and databases. Available signaling elements include signaling links, signal transfer points and service control points. Signaling functionality will be available with both A-link and B-link connectivity.

9.2 Signaling Link Transport

- 9.2.1 Signaling Link Transport is a set of two or four dedicated 56 kbps transmission paths between Xspeduis-designated Signaling Points of Interconnection that provide appropriate physical diversity.
- 9.2.2 Technical Requirements
- 9.2.3 Signaling Link Transport shall consist of full duplex mode 56 kbps transmission paths and shall perform in the following two ways:

- 9.2.3.1 As an “A-link” Signaling Link Transport is a connection between a switch or SCP and a home Signaling Transfer Point switch pair; and
- 9.2.3.2 As a “B-link” Signaling Link Transport is a connection between two Signaling Transfer Point switch pairs in different company networks (e.g., between two Signaling Transfer Point switch pairs for two CLECs).
- 9.2.4 Signaling Link Transport shall consist of two or more signaling link layers as follows:
 - 9.2.4.1 An A-link layer shall consist of two links.
 - 9.2.4.2 A B-link layer shall consist of four links.
 - 9.2.4.3 A signaling link layer shall satisfy interoffice and intraoffice diversity of facilities and equipment, such that:
 - 9.2.4.4 No single failure of facilities or equipment causes the failure of both links in an A-link layer (i.e., the links should be provided on a minimum of two separate physical paths end-to-end); and
 - 9.2.4.5 No two concurrent failures of facilities or equipment shall cause the failure of all four links in a B-link layer (i.e., the links should be provided on a minimum of three separate physical paths end-to-end).
- 9.2.5 Interface Requirements
 - 9.2.5.1 There shall be a DS1 (1.544 Mbps) interface at Xspeduis’s designated SPOIs. Each 56 kbps transmission path shall appear as a DS0 channel within the DS1 interface.
- 9.3 **Signaling Transfer Points (STPs)**
 - 9.3.1 A Signaling Transfer Point is a signaling network function that includes all of the capabilities provided by the signaling transfer point switches (STPs) and their associated signaling links that enables the exchange of SS7 messages among and between switching elements, database elements and signaling transfer point switches.
 - 9.3.2 Technical Requirements
 - 9.3.2.1 Signaling Transfer Point s shall provide access to BellSouth Local Switching or Tandem Switching and to BellSouth Service Control Points/Databases connected to BellSouth SS7 network. Signaling Transfer Point also provide access to third-party local or tandem switching and Third-party-provided Signaling Transfer Points.

- 9.3.2.2 The connectivity provided by Signaling Transfer Points shall fully support the functions of all other Network Elements connected to the BellSouth SS7 network. This includes the use of the BellSouth SS7 network to convey messages that neither originate nor terminate at a signaling end point directly connected to the BellSouth SS7 network (i.e., transit messages). When the BellSouth SS7 network is used to convey transit messages, there shall be no alteration of the Integrated Services Digital Network User Part or Transaction Capabilities Application Part (TCAP) user data that constitutes the content of the message.
- 9.3.2.3 If a BellSouth tandem switch routes traffic, based on dialed or translated digits, on SS7 trunks between a Xspeduis local switch and third party local switch, the BellSouth SS7 network shall convey the TCAP messages that are necessary to provide Call Management features (Automatic Callback, Automatic Recall, and Screening List Editing) between Xspeduis local STPs and the STPs that provide connectivity with the third party local switch, even if the third party local switch is not directly connected to BellSouth STPs.
- 9.3.2.4 STPs shall provide all functions of the SCCP necessary for Class 0 (basic connectionless) service, as defined in Telcordia ANSI Interconnection Requirements. This includes Global Title Translation (GTT) and SCCP Management procedures, as specified in ANSI T1.112.4. Where the destination signaling point is a Xspeduis or third party local or tandem switching system directly connected to BellSouth SS7 network, BellSouth shall perform final GTT of messages to the destination and SCCP Subsystem Management of the destination. In all other cases, BellSouth shall perform intermediate GTT of messages to a gateway pair of STPs in an SS7 network connected with BellSouth SS7 network, and shall not perform SCCP Subsystem Management of the destination. If BellSouth performs final GTT to a Xspeduis database, then Xspeduis agrees to provide BellSouth with the Destination Point Code for Xspeduis database.
- 9.3.2.5 STPs shall provide all functions of the OMAP as specified in applicable industry standard technical references, which may include, where available in BellSouth's network, MTP Routing Verification Test (MRVT); and SCCP Routing Verification Test (SRVT).
- 9.3.2.6 Where the destination signaling point is a BellSouth local or tandem switching system or database, or is a Xspeduis or third party local or tandem switching system directly connected to the BellSouth SS7 network, STPs shall perform MRVT and SRVT to the destination signaling point. In all other cases, STPs shall perform MRVT and SRVT to a gateway pair of STPs in an SS7 network connected with the BellSouth SS7 network. This requirement may be superseded by the specifications for Internetwork MRVT and SRVT when these become approved ANSI standards and available capabilities of BellSouth STPs.

9.4 **SS7 Advanced Intelligent Network (AIN) Access**

- 9.4.1 When technically feasible and upon request by Xspeduis, SS7 AIN Access shall be made available in association with switching. SS7 AIN Access is the provisioning of AIN 0.1 triggers in an equipped BellSouth local switch and interconnection of the BellSouth SS7 network with Xspeduis's SS7 network to exchange TCAP queries and responses with a Xspeduis SCP.
- 9.4.2 SS7 AIN Access shall provide Xspeduis SCP access to an equipped BellSouth local switch via interconnection of BellSouth's SS7 and Xspeduis SS7 Networks. BellSouth shall offer SS7 AIN Access through its STPs. If BellSouth requires a mediation device on any part of its network specific to this form of access, BellSouth must route its messages in the same manner. The interconnection arrangement shall result in the BellSouth local switch recognizing the Xspeduis SCP as at least at parity with BellSouth's SCPs in terms of interfaces, performance and capabilities.
- 9.4.3 Interface Requirements
- 9.4.3.1 BellSouth shall provide the following STP options to connect Xspeduis or Xspeduis-designated local switching systems to the BellSouth SS7 network:
- 9.4.3.1.1 An A-link interface from Xspeduis local switching systems; and,
- 9.4.3.1.2 A B-link interface from Xspeduis local STPs.
- 9.4.3.2 Each type of interface shall be provided by one or more layers of signaling links.
- 9.4.3.3 The Signaling Point of Interconnection for each link shall be located at a cross-connect element in the Central Office (CO) where the BellSouth STP is located. There shall be a DS1 or higher rate transport interface at each of the SPOIs. Each signaling link shall appear as a DS0 channel within the DS1 or higher rate interface.
- 9.4.3.4 BellSouth shall provide intraoffice diversity between the Signaling Point of Interconnection and BellSouth STPs, so that no single failure of intraoffice facilities or equipment shall cause the failure of both B-links in a layer connecting to a BellSouth STP.
- 9.4.3.5 STPs shall provide all functions of the MTP as defined in the applicable industry standard technical references.
- 9.4.4 Message Screening
- 9.4.4.1 BellSouth shall set message screening parameters so as to accept valid messages from Xspeduis local or tandem switching systems destined to any signaling point within BellSouth's SS7 network where the Xspeduis switching system has a valid signaling relationship.

- 9.4.4.2 BellSouth shall set message screening parameters so as to pass valid messages from Xspeduis local or tandem switching systems destined to any signaling point or network accessed through BellSouth's SS7 network where the Xspeduis switching system has a valid signaling relationship.
- 9.4.4.3 BellSouth shall set message screening parameters so as to accept and pass/send valid messages destined to and from Xspeduis from any signaling point or network interconnected through BellSouth's SS7 network where the Xspeduis SCP has a valid signaling relationship.

9.5 **Service Control Points/Databases**

- 9.5.1 Call Related Databases provide the storage of, access to, and manipulation of information required to offer a particular service and/or capability. BellSouth shall provide access to the following Databases: Local Number Portability, LIDB, Toll Free Number Database, Automatic Location Identification/Data Management System, and Calling Name Database. BellSouth also provides access to Service Creation Environment and Service Management System (SCE/SMS) application databases and Directory Assistance.
- 9.5.2 A Service Control Point (SCP) is deployed in a SS7 network that executes service application logic in response to SS7 queries sent to it by a switching system also connected to the SS7 network. Service Management Systems provide operational interfaces to allow for provisioning, administration and maintenance of subscriber data and service application data stored in SCPs.
- 9.5.3 Technical Requirements for SCPs/Databases
- 9.5.3.1 BellSouth shall provide physical access to SCPs through the SS7 network and protocols with TCAP as the application layer protocol.
- 9.5.3.2 BellSouth shall provide physical interconnection to databases via industry standard interfaces and protocols (e.g. SS7, ISDN and X.25).
- 9.5.3.3 The reliability of interconnection options shall be consistent with requirements for diversity and survivability.

9.6 **Local Number Portability Database**

- 9.6.1 The Permanent Number Portability (PNP) database supplies routing numbers for calls involving numbers that have been ported from one local service provider to another. BellSouth agrees to provide access to the PNP database at rates, terms and conditions as set forth by BellSouth and in accordance with an effective FCC or Commission directive.

9.7 **SS7 Network Interconnection**

- 9.7.1 SS7 Network Interconnection is the interconnection of Xspeduis local signaling transfer point switches or Xspeduis local or tandem switching systems with BellSouth signaling transfer point switches. This interconnection provides connectivity that enables the exchange of SS7 messages among BellSouth switching systems and databases, Xspeduis local or tandem switching systems, and other third-party switching systems directly connected to the BellSouth SS7 network.
- 9.7.2 The connectivity provided by SS7 Network Interconnection shall fully support the functions of BellSouth switching systems and databases and Xspeduis or other third-party switching systems with A-link access to the BellSouth SS7 network.
- 9.7.3 If traffic is routed based on dialed or translated digits between a Xspeduis local switching system and a BellSouth or other third-party local switching system, either directly or via a BellSouth tandem switching system, then it is a requirement that the BellSouth SS7 network convey via SS7 Network Interconnection the TCAP messages that are necessary to provide Call Management services (Automatic Callback, Automatic Recall, and Screening List Editing) between the Xspeduis local signaling transfer point switches and BellSouth or other third-party local switch.
- 9.7.4 SS7 Network Interconnection shall provide:
- 9.7.4.1 Signaling Data Link functions, as specified in ANSI T1.111.2;
- 9.7.4.2 Signaling Link functions, as specified in ANSI T1.111.3; and
- 9.7.4.3 Signaling Network Management functions, as specified in ANSI T1.111.4.
- 9.7.5 SS7 Network Interconnection shall provide all functions of the SCCP necessary for Class 0 (basic connectionless) service, as specified in ANSI T1.112. This includes Global Title Translation (GTT) and SCCP Management procedures, as specified in ANSI T1.112.4. Where the destination signaling point is a BellSouth switching system or DB, or is another third-party local or tandem switching system directly connected to the BellSouth SS7 network, SS7 Network Interconnection shall include final GTT of messages to the destination and SCCP Subsystem Management of the destination. Where the destination signaling point is a Xspeduis local or tandem switching system, SS7 Network Interconnection shall include intermediate GTT of messages to a gateway pair of Xspeduis local STPs, and shall not include SCCP Subsystem Management of the destination.
- 9.7.6 SS7 Network Interconnection shall provide all functions of the Integrated Services Digital Network User Part, as specified in ANSI T1.113.
- 9.7.7 SS7 Network Interconnection shall provide all functions of the TCAP, as specified in ANSI T1.114.

- 9.7.8 If Internetwork MRVT and SRVT become approved ANSI standards and available capabilities of BellSouth STPs, SS7 Network Interconnection may provide these functions of the OMAP.
- 9.7.9 Interface Requirements
- 9.7.9.1 The following SS7 Network Interconnection interface options are available to connect Xspeduis or Xspeduis-designated local or tandem switching systems or signaling transfer point switches to the BellSouth SS7 network:
- 9.7.9.1.1 A-link interface from Xspeduis local or tandem switching systems; and
- 9.7.9.1.2 B-link interface from Xspeduis STPs.
- 9.7.9.2 The Signaling Point of Interconnection for each link shall be located at a cross-connect element in the central office where the BellSouth STP is located. There shall be a DS1 or higher rate transport interface at each of the Signaling Points of interconnection. Each signaling link shall appear as a DS0 channel within the DS1 or higher rate interface.
- 9.7.9.3 BellSouth shall provide intraoffice diversity between the Signaling Points of Interconnection and the BellSouth STP, so that no single failure of intraoffice facilities or equipment shall cause the failure of both B-links in a layer connecting to a BellSouth STP.
- 9.7.9.4 The protocol interface requirements for SS7 Network Interconnection include the MTP, ISDNUP, SCCP, and TCAP. These protocol interfaces shall conform to the applicable industry standard technical references.
- 9.7.9.5 BellSouth shall set message screening parameters to accept messages from Xspeduis local or tandem switching systems destined to any signaling point in the BellSouth SS7 network with which the Xspeduis switching system has a valid signaling relationship.

10 Operator Services (Operator Call Processing and Directory Assistance)

- 10.1 Operator Call Processing provides: (1) operator handling for call completion (for example, collect, third number billing, and manual calling-card calls), (2) operator or automated assistance for billing after the end user has dialed the called number (for example, calling card calls); and (3) special services including but not limited to Busy Line Verification and Emergency Line Interrupt (ELI), Emergency Agency Call, and Operator-assisted Directory Assistance.
- 10.2 Upon request for BellSouth Operator Call Processing, BellSouth shall:
- 10.2.1 Process 0+ and 0- dialed local calls.

- 10.2.2 Process 0+ and 0- intraLATA toll calls.
- 10.2.3 Process calls that are billed to Xspeduis end user's calling card that can be validated by BellSouth.
- 10.2.4 Process person-to-person calls.
- 10.2.5 Process collect calls.
- 10.2.6 Provide the capability for callers to bill to a third party and shall also process such calls.
- 10.2.7 Process station-to-station calls.
- 10.2.8 Process Busy Line Verify and Emergency Line Interrupt requests.
- 10.2.9 Process emergency call trace originated by Public Safety Answering Points.
- 10.2.10 Process operator-assisted directory assistance calls.
- 10.2.11 Adhere to equal access requirements, providing Xspeduis local end users the same IXC access as provided to BellSouth end users.
- 10.2.12 Exercise at least the same level of fraud control in providing Operator Service to Xspeduis that BellSouth provides for its own operator service.
- 10.2.13 Perform Billed Number Screening when handling Collect, Person-to-Person, and Billed-to-Third-Party calls.
- 10.2.14 Direct customer account and other similar inquiries to the customer service center designated by Xspeduis.
- 10.2.15 Provide call records to Xspeduis in accordance with ODUF standards specified in Attachment 7.
- 10.2.16 The interface requirements shall conform to the interface specifications for the platform used to provide Operator Services as long as the interface conforms to industry standards.
- 10.3 **Directory Assistance Service**
- 10.3.1 Directory Assistance Service provides local and non-local end user telephone number listings with the option to complete the call at the caller's direction separate and distinct from local switching.
- 10.3.2 Directory Assistance Service shall provide up to two listing requests per call. If available and if requested by Xspeduis's end user, BellSouth shall provide caller-

optional directory assistance call completion service at rates contained in this Attachment to one of the provided listings.

10.3.3 Directory Assistance Service Updates

- 10.3.3.1 BellSouth shall update end user listings changes daily. These changes include:
 - 10.3.3.1.1 New end user connections
 - 10.3.3.1.2 End user disconnections
 - 10.3.3.1.3 End user address changes
- 10.3.3.2 These updates shall also be provided for non-listed and non-published numbers for use in emergencies.

10.4 Branding for Operator Call Processing and Directory Assistance

- 10.4.1 BellSouth's branding feature provides a definable announcement to Xspeduis end users using Directory Assistance (DA)/Operator Call Processing (OCP) prior to placing such end users in queue or connecting them to an available operator or automated operator system. This feature allows Xspeduis to have its calls custom branded with Xspeduis's name on whose behalf BellSouth is providing Directory Assistance and/or Operator Call Processing. Rates for the branding features are set forth in this Attachment.
- 10.4.2 BellSouth offers three branding offering options to Xspeduis when ordering BellSouth's Directory Assistance and Operator Call Processing: BellSouth Branding, Unbranding and Custom Branding.
- 10.4.3 Upon receipt of the custom branding order from Xspeduis, the order is considered firm after ten business days. Should Xspeduis decide to cancel the order, written notification to <customer_name's> BellSouth Account Executive is required. If Xspeduis decides to cancel after ten business days from receipt of the custom branding order, Xspeduis shall pay all charges per the order.

10.4.4 Selective Call Routing Using Line Class Codes (SCR-LCC)

- 10.4.4.1 Where Xspeduis purchases unbundled local switching from BellSouth and utilizes an Operator Services Provider other than BellSouth, BellSouth will route Xspeduis's end user calls to that provider through Selective Call Routing.
- 10.4.4.2 Selective Call Routing using Line Class Codes (SCR-LCC) provides the capability for Xspeduis to have its OCP/DA calls routed to BellSouth's OCP/DA platform for BellSouth provided Custom Branded or Unbranded OCP/DA or to its own or an alternate OCP/DA platform for Self-Branded OCP/DA. SCR-LCC is only

available if line class code capacity is available in the requested BellSouth end office switches.

- 10.4.4.3 Custom Branding for Directory Assistance is not available for certain classes of service, including but not limited to Hotel/Motel services, WATS service, and certain PBX services.
- 10.4.4.4 Where available, Xspeduis specific and unique line class codes are programmed in each BellSouth end office switch where Xspeduis intends to serve end users with customized OCP/DA branding. The line class codes specifically identify Xspeduis's end users so OCP/DA calls can be routed over the appropriate trunk group to the requested OCP/DA platform. Additional line class codes are required in each end office if the end office serves multiple NPAs (i.e., a unique LCC is required per NPA), and/or if the end office switch serves multiple rate areas and Xspeduis intends to provide Xspeduis -branded OCP/DA to its end users in these multiple rate areas.
- 10.4.4.5 BellSouth Branding is the default branding offering.
- 10.4.4.6 SCR-LCC supporting Custom Branding and Self Branding require Xspeduis to order dedicated trunking from each BellSouth end office identified by Xspeduis, either to the BellSouth Traffic Operator Position System (TOPS) for Custom Branding or to the Xspeduis Operator Service Provider for Self Branding. Separate trunk groups are required for Operator Services and for Directory Assistance. Rates for trunks are set forth in applicable BellSouth tariffs.
- 10.4.4.7 Unbranding - Unbranded Directory Assistance and/or Operator Call Processing calls ride common trunk groups provisioned by BellSouth from those end offices identified by Xspeduis to the BellSouth TOPS. These calls are routed to "No Announcement."
- 10.4.4.8 The Rates for SCR-LCC are as set forth in this Attachment. There is a nonrecurring charge for the establishment of each Line Class Code in each BellSouth central office. Furthermore, for Unbranded and Custom Branded OCP/DA provided by BellSouth Operator Services with unbundled ports and unbundled port/loop switch combinations, monthly recurring usage charges shall apply for the UNEs necessary to provide the service, such as end office and tandem switching and common transport. A flat rated end office switching charge shall apply to Self-Branded OCP/DA when used in conjunction with unbundled ports and unbundled port/loop switch combinations.
- 10.4.4.9 UNE Provider Branding via Originating Line Number Screening (OLNS)
- 10.4.5.1 BellSouth Branding, Unbranding and Custom Branding are also available for Directory Assistance, Operator Call Processing or both via Originating Line Number Screening (OLNS) software. When utilizing this method of Unbranding

or Custom Branding, Xspeduis shall not be required to purchase dedicated trunking.

- 10.4.5.2 For BellSouth to provide Unbranding or Custom Branding via OLNS software for Operator Call Processing or for Directory Assistance, Xspeduis must have its Operating Company Number (“OCN(s)”) and telephone numbers reside in BellSouth’s LIDB; however, a BellSouth LIDB Storage Agreement is not required. To implement Unbranding and Custom Branding via OLNS software, Xspeduis must submit a manual order form which requires, among other things, Xspeduis’s OCN and a forecast for the traffic volume anticipated for each BellSouth TOPS during the peak busy hour. Xspeduis shall provide updates to such forecast on a quarterly basis and at any time such forecasted traffic volumes are expected to change significantly. Upon Xspeduis’s purchase of Unbranding or Custom Branding using OLNS software for any particular TOPS, all Xspeduis end users served by that TOPS will receive the Unbranded “no announcement” or the Custom Branded announcement.
- 10.4.5.3 BellSouth Branding is the default branding offering.
- 10.4.5.4 Rates for Unbranding and Custom Branding via OLNS software for Directory Assistance and for Operator Call Processing are as set forth in this Attachment. Notwithstanding anything to the contrary in this Agreement, to the extent BellSouth is unable to bill Xspeduis applicable charges currently, BellSouth shall track such charges and will bill the same retroactively at such time as a billing process is implemented. In addition to the charges for Unbranding and Custom Branding via OLNS software, Xspeduis shall continue to pay BellSouth applicable labor and other charges for the use of BellSouth’s Directory Assistance and Operator Call Processing platforms as set forth in this Attachment. Further, where Xspeduis is purchasing unbundled local switching from BellSouth, UNE usage charges for end office switching, tandem switching and transport, as applicable, shall continue to apply.
- 10.4.6 **Facilities Based Carrier Branding**
- 10.4.6.1 All Service Levels require Xspeduis to order dedicated trunking from their end office(s) point of interface to the BellSouth TOPS Switches. Rates for trunks are set forth in applicable BellSouth tariffs.
- 10.4.6.2 Unbranding is the default branding offering.
- 10.4.6.3 Rates for Custom Branded OCP/DA are set forth in this Attachment.
- 10.4.6.4 Customized Branding includes charges for the recording of the branding announcement and the loading of the audio units in each TOPS Switch and Network Applications Vehicle (NAV) equipment for which Xspeduis requires service.

- 10.4.6.5 Directory Assistance customized branding uses:
 - 10.4.6.5.1 the recording of Xspeduis;
 - 10.4.6.5.2 the loading on the Digital Recorded Announcement Machine (DRAM) in each TOPS switch.
- 10.4.6.6 Operator Call Processing customized branding uses:
 - 10.4.6.6.1 the recording of Xspeduis;
 - 10.4.6.6.2 the loading on the DRAM in the TOPS Switch (North Carolina);
 - 10.4.6.6.3 the loading on the Network Applications Vehicle (NAV). All NAV shelves within the region where the customer is offering service must be loaded.
- 10.5 **Directory Assistance Database Service (DADS)**
 - 10.5.1 BellSouth shall make its Directory Assistance Database Service (DADS) available at the rates set forth in this Attachment solely for the expressed purpose of providing Directory Assistance type services to Xspeduis end users. The term “end user” denotes any entity that obtains Directory Assistance type services for its own use from a DADS customer. Directory Assistance type service is defined as Voice Directory Assistance (DA Operator assisted) and Electronic Directory Assistance (Data System assisted). Xspeduis agrees that DADS will not be used for any purpose that violates federal or state laws, statutes, regulatory orders or tariffs. For the purposes of provisioning a Directory Assistance type service, all terms and conditions of GSST A38 apply and are incorporated by reference herein. Except for the permitted uses, Xspeduis agrees not to disclose DADS to others and shall provide due care in providing for the security and confidentiality of DADS.
 - 10.5.2 BellSouth shall initially provide Xspeduis with a Base File of subscriber listings via magnetic tape. DADS is available and may be ordered on a Business, Residence or combined Business and Residence listings basis for each central office requested. BellSouth will require approximately 30- 45 days after receiving an order from Xspeduis to prepare the Base File.
 - 10.5.3 BellSouth will provide updates on either a daily or weekly basis reflecting all listing change activity occurring since Xspeduis’s previous update. Delivery of updates will commence immediately after Xspeduis receives the Base File. Updates will be provided via magnetic tape unless BellSouth and Xspeduis mutually develop CONNECT: Direct™ electronic connectivity. Xspeduis will pay all costs associated with CONNECT: Direct™ connectivity, which will vary depending upon volume and mileage.

10.5.4 Xspeduis authorizes the inclusion of Xspeduis Directory Assistance listings in the BellSouth Directory Assistance products, including but not limited to DADS. Any other use is not authorized.

10.6 **Direct Access to Directory Assistance Service**

10.6.1 Direct Access to Directory Assistance Service (DADAS) will provide Xspeduis's directory assistance operators with the ability to search, using a standard directory assistance search format, the same listing information that is available to BellSouth operators including all available BellSouth subscriber listings, all available listings associated with lines resold by competitive local exchange carriers, and all available listings associated with lines provisioned by local exchange carriers that provide their listings to BellSouth. DADAS will also provide Xspeduis with the ability to search all listings BellSouth obtains from sources other than the provider of the local exchange lines associated with the listings. The search format will be provided to Xspeduis by BellSouth upon subscription to the service. Subscription to DADAS requires that Xspeduis utilize its own switch, operator workstations, directory assistance operators, transport facilities, and optional audio subsystems.

10.6.2 Rates, terms and conditions for provisioning DADAS are as set forth in the FCC tariff No. 1.

11 **Automatic Location Identification/Data Management System (ALI/DMS)**

11.1 The ALI/DMS Database contains end user information (including name, address, telephone information, and sometimes special information from the local service provider or end user) used to determine to which Public Safety Answering Point ("PSAP") to route the call. The ALI/DMS database is used to provide enhanced routing flexibility for E911.

11.2 Technical Requirements

11.2.1 BellSouth shall provide Xspeduis access to the ALI/DMS database. BellSouth shall provide error reports from the ALI/DMS database to Xspeduis after Xspeduis provides end user information for input into the ALI/DMS database.

11.2.2 When BellSouth is responsible for administering the ALI/DMS database in its entirety, ported number NXXs entries for the ported numbers should be maintained unless Xspeduis requests otherwise and shall be updated if Xspeduis requests, provided Xspeduis supplies BellSouth with the updates.

11.2.3 When Remote Call Forwarding (RCF) is used to provide number portability to the local end user and a remark or other appropriate field information is available in the database, the shadow or "forwarded-to" number and an indication that the number is ported shall be added to the customer record.

- 11.2.4 If BellSouth is responsible for configuring PSAP features (for cases when the PSAP or BellSouth supports an ISDN interface) it shall ensure that CLASS Automatic Recall (Call Return) is not used to call back to the ported number. Although BellSouth currently does not have ISDN interface, BellSouth agrees to comply with this requirement once ISDN interfaces are in place.
- 11.3 Interface Requirements
- 11.3.1 The interface between the E911 Switch or Tandem and the ALI/DMS database for Xspeduis end users shall meet industry standards.

12 Calling Name (CNAM) Database Service

- 12.1 CNAM is the ability to associate a name with the calling party number, allowing the end user (to which a call is being terminated) to view the calling party's name before the call is answered. This service also provides Xspeduis the opportunity to load and store its subscriber names in the BellSouth CNAM SCPs.
- 12.2 Xspeduis shall submit to BellSouth a notice of its intent to access and utilize BellSouth CNAM Database Services. Said notice shall be in writing, no less than 60 days prior to Xspeduis's access to BellSouth's CNAM Database Services and shall be addressed to Xspeduis's Account Manager.
- 12.3 BellSouth's provision of CNAM Database Services to Xspeduis requires interconnection from Xspeduis to BellSouth CNAM Service Control Points (SCPs). Such interconnections shall be established pursuant to Attachment 3 of this Agreement, incorporated herein by this reference.
- 12.4 In order to formulate a CNAM query to be sent to the BellSouth CNAM SCP, Xspeduis shall provide its own CNAM SSP. Xspeduis's CNAM SSPs must be compliant with TR-NWT-001188, "CLASS Calling Name Delivery Generic Requirements".
- 12.5 If Xspeduis elects to access the BellSouth CNAM SCP via a third party CCS7 transport provider, the third party CCS7 provider shall interconnect with the BellSouth CCS7 network according to BellSouth's Common Channel Signaling Interconnection Guidelines and Telcordia's CCS Network Interface Specification document, TR-TSV-000905. In addition, the third party provider shall establish CCS7 interconnection at the BellSouth Local Signal Transfer Points (LSTPs) serving the BellSouth CNAM SCPs that Xspeduis desires to query.
- 12.6 If Xspeduis queries the BellSouth CNAM SCP via a third party national SS7 transport provider, the third party SS7 provider shall interconnect with the BellSouth CCS7 network according to BellSouth's Common Channel Signaling Interconnection Guidelines and Telcordia's CCS Network Interface Specification document, TR-TSV-000905. In addition, the third party provider shall establish SS7 interconnection at one or more of the BellSouth Gateway Signal Transfer

Points (STPs). The payment of all costs associated with the transport of SS7 signals via a third party will be established by mutual agreement of the Parties and this Agreement shall be amended in accordance with modification of the General Terms and Conditions incorporated herein by this reference.

12.7 The mechanism to be used by Xspeduis for initial CNAM record load and/or updates shall be determined by mutual agreement. The initial load and all updates shall be provided by Xspeduis in the BellSouth specified format and shall contain records for every working telephone number that can originate phone calls. It is the responsibility of Xspeduis to provide accurate information to BellSouth on a current basis.

12.8 Updates to the SMS shall occur no less than once a week, reflect service order activity affecting either name or telephone number, and involve only record additions, deletions or changes.

12.9 Xspeduis CNAM records provided for storage in the BellSouth CNAM SCP shall be available, on a SCP query basis only, to all Parties querying the BellSouth CNAM SCP. Further, CNAM service shall be provided by each Party consistent with state and/or federal regulation.

13 Service Creation Environment and Service Management System (SCE/SMS) Advanced Intelligent Network (AIN) Access

13.1 BellSouth's Service Creation Environment and Service Management System (SCE/SMS) Advanced Intelligent Network (AIN) Access shall provide Xspeduis the capability to create service applications in a BellSouth SCE and deploy those applications in a BellSouth SMS to a BellSouth SCP.

13.2 BellSouth's SCE/SMS AIN Access shall provide access to SCE hardware, software, testing and technical support (e.g., help desk, system administrator) resources available to Xspeduis. Training, documentation, and technical support will address use of SCE and SMS access and administrative functions, but will not include support for the creation of a specific service application.

13.3 BellSouth SCP shall partition and protect Xspeduis service logic and data from unauthorized access.

13.4 When Xspeduis selects SCE/SMS AIN Access, BellSouth shall provide training, documentation, and technical support to enable Xspeduis to use BellSouth's SCE/SMS AIN Access to create and administer applications.

13.5 Xspeduis access will be provided via remote data connection (e.g., dial-in, ISDN).

13.6 BellSouth shall allow Xspeduis to download data forms and/or tables to BellSouth SCP via BellSouth SMS without intervention from BellSouth.

14 Basic 911 and E911

- 14.1 Basic 911 and E911 provides a caller access to the applicable emergency service bureau by dialing 911.
- 14.2 Basic 911 Service Provisioning. BellSouth will provide to Xspeduis a list consisting of each municipality that subscribes to Basic 911 service. The list will also provide, if known, the E911 conversion date for each municipality and, for network routing purposes, a ten-digit directory number representing the appropriate emergency answering position for each municipality subscribing to 911. Xspeduis will be required to arrange to accept 911 calls from its end users in municipalities that subscribe to Basic 911 service and translate the 911 call to the appropriate 10-digit directory number as stated on the list provided by BellSouth. Xspeduis will be required to route that call to BellSouth at the appropriate tandem or end office. When a municipality converts to E911 service, Xspeduis will be required to begin using E911 procedures.
- 14.3 E911 Service Provisioning. Xspeduis shall install a minimum of two dedicated trunks originating from the Xspeduis serving wire center and terminating to the appropriate E911 tandem. The dedicated trunks shall be, at a minimum, DS-0 level trunks configured either as a 2-wire analog interface or as part of a digital (1.544 Mb/s) interface. Either configuration shall use CAMA-type signaling with multifrequency (“MF”) pulsing that will deliver automatic number identification (“ANI”) with the voice portion of the call. If the user interface is digital, MF pulses, as well as other AC signals, shall be encoded per the u-255 Law convention. Xspeduis will be required to provide BellSouth daily updates to the E911 database. Xspeduis will be required to forward 911 calls to the appropriate E911 tandem, along with ANI, based upon the current E911 end office to tandem homing arrangement as provided by BellSouth. If the E911 tandem trunks are not available, Xspeduis will be required to route the call to a designated 7-digit local number residing in the appropriate Public Service Answering Point (“PSAP”). This call will be transported over BellSouth’s interoffice network and will not carry the ANI of the calling party. Xspeduis shall be responsible for providing BellSouth with complete and accurate data for submission to the 911/E911 database for the purpose of providing 911/E911 to its end users.
- 14.4 Rates. Charges for 911/E911 service are borne by the municipality purchasing the service. BellSouth will impose no charge on Xspeduis beyond applicable charges for BellSouth trunking arrangements.
- 14.5 Basic 911 and E911 functions provided to Xspeduis shall be at least at parity with the support and services that BellSouth provides to its end users for such similar functionality.

- 14.6 The detailed practices and procedures for 911/E911 services are contained in the E911 Local Exchange Carrier Guide For Facility-Based Providers as amended from time to time during the term of this Agreement.

15 Operational Support Systems (OSS)

- 15.1 BellSouth has developed and made available the following electronic interfaces by which Xspeduis may submit LSRs electronically.

LENS	Local Exchange Navigation System
EDI	Electronic Data Interchange
TAG	Telecommunications Access Gateway

- 15.2 LSRs submitted by means of one of these electronic interfaces will incur an OSS electronic ordering charge. An individual LSR will be identified for billing purposes by its Purchase Order Number (PON). LSRs submitted by means other than one of these interactive interfaces (mail, fax, courier, etc.) will incur a manual order charge. All OSS charges are specified in Rate Exhibit B of this Attachment 2.

- 15.3 Denial/Restoral OSS Charge

- 15.3.1 In the event Xspeduis provides a list of customers to be denied and restored, rather than an LSR, each location on the list will require a separate PON and, therefore will be billed as one LSR per location.

- 15.4 Cancellation OSS Charge

- 15.4.1 Xspeduis will incur an OSS charge for an accepted LSR that is later canceled.

- 15.4.2 Supplements or clarifications to a previously billed LSR will not incur another OSS charge.

- 15.4.3 Network Elements and Other Services Manual Additive

- 15.4.4 The Commissions in some states have ordered per-element manual additive non-recurring charges (NRC) for Network Elements and Other Services ordered by means other than one of the interactive interfaces. These ordered Network Elements and Other Services manual additive NRCs will apply in these states, rather than the charge per LSR. The per-element charges are listed on the Rate Tables in Exhibit B.

EXHIBIT A**LINE INFORMATION DATA BASE (LIDB)****FACILITIES BASED STORAGE AGREEMENT****I. Definitions**

- A. Billing number - a number that Xspeduis creates for the purpose of identifying an account liable for charges. This number may be a line or a special billing number.
- B. Line number - a ten-digit number that identifies a telephone line administered by Xspeduis.
- C. Special billing number - a ten-digit number that identifies a billing account established by Xspeduis.
- D. Calling Card number - a billing number plus PIN number.
- E. PIN number - a four-digit security code assigned by Xspeduis that is added to a billing number to compose a fourteen-digit calling card number.
- F. Toll billing exception indicator - associated with a billing number to indicate that it is considered invalid for billing of collect calls or third number calls or both, by Xspeduis.
- G. Billed Number Screening - refers to the activity of determining whether a toll billing exception indicator is present for a particular billing number.
- H. Calling Card Validation - refers to the activity of determining whether a particular calling card number exists as stated or otherwise provided by a caller.
- I. Billing number information - information about billing number, Calling Card number and toll billing exception indicator provided to BellSouth by Xspeduis.

II. General

- A. This Agreement sets forth the terms and conditions pursuant to which BellSouth agrees to store in its LIDB certain information at the request of Xspeduis and pursuant to which BellSouth, its LIDB customers and Xspeduis shall have access to such information. In addition, this Agreement sets forth the terms and conditions for Xspeduis's provision of billing number information to BellSouth for inclusion in BellSouth's LIDB. Xspeduis understands that BellSouth provides access to information in its LIDB to various telecommunications service providers pursuant to applicable tariffs and agrees that information stored at the request of Xspeduis, pursuant to this Agreement, shall be available to those telecommunications service providers. The terms and conditions contained herein shall hereby be made a part of this Interconnection Agreement upon notice to Xspeduis's account team and/or Local Contract Manager to activate this LIDB Storage Agreement. The General Terms and

Conditions of the Interconnection/Resale Agreement shall govern this LIDB Storage Agreement.

B. BellSouth will provide responses to on-line, call-by-call queries to billing number information for the following purposes:

1. Billed Number Screening

BellSouth is authorized to use the billing number information to determine whether Xspeduis has identified the billing number as one that should not be billed for collect or third number calls.

2. Calling Card Validation

BellSouth is authorized to validate a 14-digit Calling Card number where the first 10 digits are a line number or special billing number assigned by BellSouth and where the last four digits (PIN) are a security code assigned by BellSouth.

3. Fraud Control

BellSouth will provide seven days per week, 24-hours per day, fraud monitoring on Calling Cards, bill-to-third and collect calls made to numbers in BellSouth's LIDB, provided that such information is included in the LIDB query. BellSouth will establish fraud alert thresholds and will notify Xspeduis of fraud alerts so that Xspeduis may take action it deems appropriate.

III. Responsibilities of the Parties

A. BellSouth will administer all data stored in the LIDB, including the data provided by Xspeduis pursuant to this Agreement, in the same manner as BellSouth's data for BellSouth's end user customers. BellSouth shall not be responsible to Xspeduis for any lost revenue which may result from BellSouth's administration of the LIDB pursuant to its established practices and procedures as they exist and as they may be changed by BellSouth in its sole discretion from time to time.

B. Billing and Collection Customers

BellSouth currently has in effect numerous billing and collection agreements with various interexchange carriers and billing clearinghouses and as such these billing and collection customers ("B&C Customers") query BellSouth's LIDB to determine whether to accept various billing options from end users. Until such time as BellSouth implements in its LIDB and its supporting systems the means to differentiate Xspeduis's data from BellSouth's data, the following terms and conditions shall apply:

1. Xspeduis will accept responsibility for telecommunications services billed by BellSouth for its B&C Customers for Xspeduis's End User accounts which are resident in LIDB pursuant to this Agreement. Xspeduis authorizes BellSouth to

place such charges on Xspeduis's bill from BellSouth and shall pay all such charges including, but not limited to, collect and third number calls.

2. Charges for such services shall appear on a separate BellSouth bill page identified with the name of the B&C Customers for which BellSouth is billing the charge.
3. Xspeduis shall have the responsibility to render a billing statement to its End Users for these charges, but Xspeduis shall pay BellSouth for the charges billed regardless of whether Xspeduis collects from Xspeduis's End Users.
4. BellSouth shall have no obligation to become involved in any disputes between Xspeduis and B&C Customers. BellSouth will not issue adjustments for charges billed on behalf of any B&C Customer to Xspeduis. It shall be the responsibility of Xspeduis and the B&C Customers to negotiate and arrange for any appropriate adjustments.

C. SPNP Arrangements

1. BellSouth will include billing number information associated with exchange lines or SPNP arrangements in its LIDB. Xspeduis will request any toll billing exceptions via the Local Service Request (LSR) form used to order exchange lines, or the SPNP service request form used to order SPNP arrangements.
2. Under normal operating conditions, BellSouth shall include the billing number information in its LIDB upon completion of the service order establishing either the local exchange service or the SPNP arrangement, provided that BellSouth shall not be held responsible for any delay or failure in performance to the extent such delay or failure is caused by circumstances or conditions beyond BellSouth's reasonable control. BellSouth will store in its LIDB an unlimited volume of the working telephone numbers associated with either the local exchange lines or the SPNP arrangements. For local exchange lines or for SPNP arrangements, BellSouth will issue line-based calling cards only in the name of Xspeduis. BellSouth will not issue line-based calling cards in the name of Xspeduis's individual End Users. In the event that Xspeduis wants to include calling card numbers assigned by Xspeduis in the BellSouth LIDB, a separate agreement is required.

V. Fees for Service and Taxes

- A. Xspeduis will not be charged a fee for storage services provided by BellSouth to Xspeduis, as described in this LIDB Facilities Based Storage Agreement.
- B. Sales, use and all other taxes (excluding taxes on BellSouth's income) determined by BellSouth or any taxing authority to be due to any federal, state or local taxing jurisdiction with respect to the provision of the service set forth herein will be paid by Xspeduis in accordance with the tax provisions set forth in the General Terms and Conditions of this Agreement.

UNBUNDLED NETWORK ELEMENTS - Louisiana											Attachment: 2		Exhibit: B							
CATEGORY	RATE ELEMENTS	Interim	Zone	BCS	USOC	RATES(\$)	Svc Order Submitted Elec per LSR	Svc Order Submitted Manually per LSR	Incremental Charge - Manual Svc Order vs. Electronic-1st	Incremental Charge - Manual Svc Order vs. Electronic-Add'l	Incremental Charge - Manual Svc Order vs. Electronic-Disc 1st	Incremental Charge - Manual Svc Order vs. Electronic-Disc Add'l	OSS Rates(\$)							
													Rec	Nonrecurring		Nonrecurring Disconnect		SOMEc	SOMAN	SOMAN
													First	Add'l	First	Add'l				
OPERATIONAL SUPPORT SYSTEMS																				
NOTE: (1) Electronic Service Order: CLEC should contact its contract negotiator if it prefers the state specific electronic service ordering charges as ordered by the State Commissions. The electronic service ordering charge currently contained in this rate exhibit is the BellSouth regional electronic service ordering charge. CLEC may elect either the state specific Commission ordered rates for the electronic service ordering charges, or CLEC may elect the regional electronic service ordering charge.																				
NOTE: (2) Any element that can be ordered electronically will be billed according to the SOMEc rate listed in this category. Please refer to BellSouth's Business Rules for Local Ordering (BBR-LO) to determine if a product can be ordered electronically. For those elements that cannot be ordered electronically at present per the BBR-LO, the listed SOMEc rate in this category reflects the charge that would be billed to a CLEC once electronic ordering capabilities come on-line for that element. Otherwise, the manual ordering charge, SOMAN, will be applied to a CLECs bill when it submits an LSR to BellSouth.																				
	Electronic OSS Charge, per LSR, submitted via BST's OSS interactive interfaces (Regional)					SOMEc	3.50													
UNBUNDLED EXCHANGE ACCESS LOOP																				
2-WIRE ANALOG VOICE GRADE LOOP																				
	2-Wire Analog Voice Grade Loop - Service Level 1- Zone 1		1	UEANL	UEAL2	12.90	36.54	16.87												
	2-Wire Analog Voice Grade Loop - Service Level 1- Zone 2		2	UEANL	UEAL2	23.33	36.54	16.87												
	2-Wire Analog Voice Grade Loop - Service Level 1- Zone 3		3	UEANL	UEAL2	48.43	36.54	16.87												
	Loop Testing - Basic 1st Half Hour			UEANL	URET1		33.17	33.17												
	Loop Testing - Basic Additional Half Hour			UEANL	URETA		19.28	19.28												
	CLEC to CLEC Conversion Charge Without Outside Dispatch (UVL-SL1)			UEANL	UREWO		15.75	8.93												
	Engineering Information Document (EI)			UEANL			13.04	13.04												
	Manual Order Coordination for UVL-SL1s (per loop)			UEANL	UEAMC		7.92	7.92												
	Order Coordination for Specified Conversion Time for UVL-SL1 (per LSR)			UEANL	OCOSL		17.56	17.56												
2-WIRE Unbundled COPPER LOOP																				
	2-Wire Unbundled Copper Loop - Non-Designed Zone 1	I	1	UEQ	UEQ2X	12.40	35.27	15.60												
	2 Wire Unbundled Copper Loop - Non-Designed - Zone 2	I	2	UEQ	UEQ2X	14.32	35.27	15.60												
	2 Wire Unbundled Copper Loop - Non-Designed - Zone 3	I	3	UEQ	UEQ2X	16.87	35.27	15.60												
	Order Coordination 2 Wire Unbundled Copper Loop - Non-Designed (per loop)			UEQ	USBMC		7.92	7.92												
	Engineering Information Document			UEQ			13.04	13.04												
	Loop Testing - Basic 1st Half Hour			UEQ	URET1		33.17	33.17												
	Loop Testing - Basic Additional Half Hour			UEQ	URETA		19.28	19.28												
	CLEC to CLEC Conversion Charge Without Outside Dispatch (UCL-ND)			UEQ	UREWO		14.25	7.42												
UNBUNDLED EXCHANGE ACCESS LOOP																				
2-WIRE ANALOG VOICE GRADE LOOP																				
	2 Wire Analog Voice Grade Loop-Service Level 1-Line Splitting-Zone 1		1	UEPSR UEPSB	UEALS	12.90	36.54	16.87	0.00	0.00										
	2 Wire Analog Voice Grade Loop-Service Level 1-Line Splitting-Zone 1		1	UEPSR UEPSB	UEABS	12.90	36.54	16.87	0.00	0.00										
	2 Wire Analog Voice Grade Loop- Service Level 1-Line Splitting-Zone 2		2	UEPSR UEPSB	UEALS	23.33	36.54	16.87	0.00	0.00										
	2 Wire Analog Voice Grade Loop- Service Level 1-Line Splitting-Zone 2		2	UEPSR UEPSB	UEABS	23.33	36.54	16.87	0.00	0.00										
	2 Wire Analog Voice Grade Loop-Service Level 1-Line Splitting-Zone 3		3	UEPSR UEPSB	UEALS	48.43	36.54	16.87	0.00	0.00										
	2 Wire Analog Voice Grade Loop-Service Level 1-Line Splitting-Zone 3		3	UEPSR UEPSB	UEABS	48.43	36.54	16.87	0.00	0.00										
UNBUNDLED EXCHANGE ACCESS LOOP																				
2-WIRE ANALOG VOICE GRADE LOOP																				
	2-Wire Analog Voice Grade Loop - Service Level 2 w/Loop or Ground Start Signaling - Zone 1		1	UEA	UEAL2	14.93	102.10	65.72												
	2-Wire Analog Voice Grade Loop - Service Level 2 w/Loop or Ground Start Signaling - Zone 2		2	UEA	UEAL2	25.35	102.10	65.72												
	2-Wire Analog Voice Grade Loop - Service Level 2 w/Loop or Ground Start Signaling - Zone 3		3	UEA	UEAL2	50.46	102.10	65.72												
	Order Coordination for Specified Conversion Time (per LSR)			UEA	OCOSL		17.56													
	2-Wire Analog Voice Grade Loop - Service Level 2 w/Reverse Battery Signaling - Zone 1		1	UEA	UEAR2	14.93	102.10	65.72												

UNBUNDLED NETWORK ELEMENTS - Louisiana										Attachment: 2		Exhibit: B											
CATEGORY	RATE ELEMENTS	Interim	Zone	BCS	USOC	RATES(\$)	Svc Order Submitted Elec per LSR	Svc Order Submitted Manually per LSR	Incremental Charge - Manual Svc Order vs. Electronic-1st	Incremental Charge - Manual Svc Order vs. Electronic-Add'l	Incremental Charge - Manual Svc Order vs. Electronic-Disc 1st	Incremental Charge - Manual Svc Order vs. Electronic-Disc Add'l	OSS Rates(\$)										
													Rec	Nonrecurring		Nonrecurring Disconnect		SOMEc	SOMAN	SOMAN	SOMAN	SOMAN	SOMAN
													First	Add'l	First	Add'l							
	2-Wire Analog Voice Grade Loop - Service Level 2 w/Reverse Battery Signaling - Zone 2		2	UEA	UEAR2	25.35							102.10	65.72									15.20
	2-Wire Analog Voice Grade Loop - Service Level 2 w/Reverse Battery Signaling - Zone 3		3	UEA	UEAR2	50.46							102.10	65.72									15.20
	Order Coordination for Specified Conversion Time (per LSR)			UEA	OCOSL									17.56									
	CLEC to CLEC Conversion Charge without outside dispatch			UEA	UREWO									87.59	36.30								15.20
	4-WIRE ANALOG VOICE GRADE LOOP																						
	4-Wire Analog Voice Grade Loop - Zone 1		1	UEA	UEAL4	30.81							127.40	91.02									15.20
	4-Wire Analog Voice Grade Loop - Zone 2		2	UEA	UEAL4	38.32							127.40	91.02									15.20
	4-Wire Analog Voice Grade Loop - Zone 3		3	UEA	UEAL4	60.39							127.40	91.02									15.20
	Order Coordination for Specified Conversion Time (per LSR)			UEA	OCOSL									17.56									
	CLEC to CLEC Conversion Charge without outside dispatch			UEA	UREWO									87.59	36.30								15.20
	2-WIRE ISDN DIGITAL GRADE LOOP																						
	2-Wire ISDN Digital Grade Loop - Zone 1		1	UDN	U1L2X	22.09							113.34	76.96									15.20
	2-Wire ISDN Digital Grade Loop - Zone 2		2	UDN	U1L2X	35.28							113.34	76.96									15.20
	2-Wire ISDN Digital Grade Loop - Zone 3		3	UDN	U1L2X	65.18							113.34	76.96									15.20
	Order Coordination For Specified Conversion Time (per LSR)			UDN	OCOSL									17.56									
	CLEC to CLEC Conversion Charge without outside dispatch			UDN	UREWO									91.49	44.09								15.20
	2-WIRE Universal Digital Channel (UDC) COMPATIBLE LOOP																						
	2-Wire Universal Digital Channel (UDC) Compatible Loop - Zone 1		1	UDC	UDC2X	22.09							113.34	76.96									15.20
	2-Wire Universal Digital Channel (UDC) Compatible Loop - Zone 2		2	UDC	UDC2X	35.28							113.34	76.96									15.20
	2-Wire Universal Digital Channel (UDC) Compatible Loop - Zone 3		3	UDC	UDC2X	65.18							113.34	76.96									15.20
	CLEC to CLEC Conversion Charge without outside dispatch			UDC	UREWO									91.49	44.09								15.20
	2-WIRE ASYMMETRICAL DIGITAL SUBSCRIBER LINE (ADSL) COMPATIBLE LOOP																						
	2 Wire Unbundled ADSL Loop including manual service inquiry & facility reservation - Zone 1		1	UAL	UAL2X	12.29							117.08	68.36									15.20
	2 Wire Unbundled ADSL Loop including manual service inquiry & facility reservation - Zone 2		2	UAL	UAL2X	14.09							117.08	68.36									15.20
	2 Wire Unbundled ADSL Loop including manual service inquiry & facility reservation - Zone 3		3	UAL	UAL2X	15.75							117.08	68.36									15.20
	Order Coordination for Specified Conversion Time (per LSR)			UAL	OCOSL									17.56									
	2 Wire Unbundled ADSL Loop without manual service inquiry & facility reservaton - Zone 1		1	UAL	UAL2W	12.29							92.83	56.02									15.20
	2 Wire Unbundled ADSL Loop without manual service inquiry & facility reservaton - Zone 2		2	UAL	UAL2W	14.09							92.83	56.02									15.20
	2 Wire Unbundled ADSL Loop without manual service inquiry & facility reservaton - Zone 3		3	UAL	UAL2W	15.75							92.83	56.02									15.20
	Order Coordination for Specified Conversion Time (per LSR)			UAL	OCOSL									17.56									
	CLEC to CLEC Conversion Charge without outside dispatch			UAL	UREWO									86.07	40.34								15.20
	2-WIRE HIGH BIT RATE DIGITAL SUBSCRIBER LINE (HDSL) COMPATIBLE LOOP																						
	2 Wire Unbundled HDSL Loop including manual service inquiry & facility reservation - Zone 1		1	UHL	UHL2X	9.79							125.50	76.77									15.20
	2 Wire Unbundled HDSL Loop including manual service inquiry & facility reservation - Zone 2		2	UHL	UHL2X	11.52							125.50	76.77									15.20
	2 Wire Unbundled HDSL Loop including manual service inquiry & facility reservation - Zone 3		3	UHL	UHL2X	12.74							125.50	76.77									15.20
	Order Coordination for Specified Conversion Time (per LSR)			UHL	OCOSL									17.56									
	2 Wire Unbundled HDSL Loop without manual service inquiry and facility reservation - Zone 1		1	UHL	UHL2W	9.79							101.24	64.43									15.20
	2 Wire Unbundled HDSL Loop without manual service inquiry and facility reservation - Zone 2		2	UHL	UHL2W	11.52							101.24	64.43									15.20
	2 Wire Unbundled HDSL Loop without manual service inquiry and facility reservation - Zone 3		3	UHL	UHL2W	12.74							101.24	64.43									15.20
	Order Coordination for Specified Conversion Time (per LSR)			UHL	OCOSL									17.56									
	CLEC to CLEC Conversion Charge without outside dispatch			UHL	UREWO									86.00	40.34								15.20
	4-WIRE HIGH BIT RATE DIGITAL SUBSCRIBER LINE (HDSL) COMPATIBLE LOOP																						

UNBUNDLED NETWORK ELEMENTS - Louisiana											Attachment: 2		Exhibit: B		
CATEGORY	RATE ELEMENTS	Interim	Zone	BCS	USOC	RATES(\$)		Svc Order Submitted Elec per LSR	Svc Order Submitted Manually per LSR	Incremental Charge - Manual Svc Order vs. Electronic-1st	Incremental Charge - Manual Svc Order vs. Electronic-Add'l	Incremental Charge - Manual Svc Order vs. Electronic-Disc 1st	Incremental Charge - Manual Svc Order vs. Electronic-Disc Add'l		
						Rec	Nonrecurring							Nonrecurring Disconnect	
						First	Add'l	First	Add'l	SOMEc	SOMAN	SOMAN	SOMAN	SOMAN	SOMAN
	2-Wire Unbundled Copper Loop/Long - without manual service inquiry and facility reservation - Zone 2		2	UCL	UCL2W	24.98	91.92	55.12			15.20				
	2-Wire Unbundled Copper Loop/Long - without manual service inquiry and facility reservation - Zone 3		3	UCL	UCL2W	39.57	91.92	55.12			15.20				
	Order Coordination for Unbundled Copper Loops (per loop)			UCL	UCLMC		7.92	7.92							
	CLEC to CLEC Conversion Charge without outside dispatch (UCL-Des)			UCL	UREWO		91.92	42.47			15.20				
4-WIRE COPPER LOOP															
	4-Wire Copper Loop/Short - including manual service inquiry and facility reservation - Zone 1		1	UCL	UCL4S	22.27	139.69	90.96			15.20				
	4-Wire Copper Loop/Short - including manual service inquiry and facility reservation - Zone 2		2	UCL	UCL4S	18.95	139.69	90.96			15.20				
	4-Wire Copper Loop/Short - including manual service inquiry and facility reservation - Zone 3		3	UCL	UCL4S	10.99	139.69	90.96			15.20				
	Order Coordination for Unbundled Copper Loops (per loop)			UCL	UCLMC		7.92	7.92							
	4-Wire Copper Loop/Short - without manual service inquiry and facility reservation - Zone 1		1	UCL	UCL4W	22.27	115.43	78.63			15.20				
	4-Wire Copper Loop/Short - without manual service inquiry and facility reservation - Zone 2		2	UCL	UCL4W	18.95	115.43	78.63			15.20				
	4-Wire Copper Loop/Short - without manual service inquiry and facility reservation - Zone 3		3	UCL	UCL4W	10.99	115.43	78.63			15.20				
	Order Coordination for Unbundled Copper Loops (per loop)			UCL	UCLMC		7.92	7.92							
	4-Wire Unbundled Copper Loop/Long - includes manual svc. inquiry and facility reservation - Zone 1		1	UCL	UCL4L	26.17	139.69	90.96			15.20				
	4-Wire Unbundled Copper Loop/Long - includes manual svc. inquiry and facility reservation - Zone 2		2	UCL	UCL4L	28.47	139.69	90.96			15.20				
	4-Wire Unbundled Copper Loop/Long - includes manual svc. inquiry and facility reservation - Zone 3		3	UCL	UCL4L	62.93	139.69	90.96			15.20				
	Order Coordination for Unbundled Copper Loops (per loop)			UCL	UCLMC		7.92	7.92							
	4-Wire Unbundled Copper Loop/Long - without manual svc. inquiry and facility reservation - Zone 1		1	UCL	UCL4O	26.17	115.43	78.63			15.20				
	4-Wire Unbundled Copper Loop/Long - without manual svc. inquiry and facility reservation - Zone 2		2	UCL	UCL4O	28.47	115.43	78.63			15.20				
	4-Wire Unbundled Copper Loop/Long - without manual svc. inquiry and facility reservation - Zone 3		3	UCL	UCL4O	62.93	115.43	78.63			15.20				
	Order Coordination for Unbundled Copper Loops (per loop)			UCL	UCLMC		7.92	7.92							
	CLEC to CLEC Conversion Charge without outside dispatch (UCL-Des)			UCL	UREWO		91.92	42.47			15.20				
LOOP MODIFICATION															
	Unbundled Loop Modification, Removal of Load Coils - 2 Wire pair less than or equal to 18k ft			UAL, UHL, UCL, UEQ, ULS, UEA, UEANL, UDL, UDC, UDN, UDL, USL	ULM2L		0.00	0.00			15.20				
	Unbundled Loop Modification, Removal of Load Coils - 2 wire greater than 18k ft			UCL, ULS	ULM2G		0.00	0.00			15.20				
	Unbundled Loop Modification Removal of Load Coils - 4 Wire less than or equal to 18K ft			UHL, UCL	ULM4L		0.00	0.00			15.20				
	Unbundled Loop Modification Removal of Load Coils - 4 Wire pair greater than 18k ft			UCL	ULM4G		0.00	0.00			15.20				
	Unbundled Loop Modification Removal of Bridged Tap Removal, per unbundled loop			UAL, UHL, UCL, UEQ, UEF, ULS, UEA, UEANL, UDL, UDC, UDN, UDL, USL	ULMBT		12.15	12.15			15.20				
SUB-LOOPS															
Sub-Loop Distribution															
	Sub-Loop - Per Cross Box Location - CLEC Feeder Facility Set-Up	I		UEANL	USBSA		144.09	144.09			15.20				

UNBUNDLED NETWORK ELEMENTS - Louisiana											Attachment: 2		Exhibit: B		
CATEGORY	RATE ELEMENTS	Interim	Zone	BCS	USOC	RATES(\$)		Svc Order Submitted Elec per LSR	Svc Order Submitted Manually per LSR	Incremental Charge - Manual Svc Order vs. Electronic-1st	Incremental Charge - Manual Svc Order vs. Electronic-Add'l	Incremental Charge - Manual Svc Order vs. Electronic-Disc 1st	Incremental Charge - Manual Svc Order vs. Electronic-Disc Add'l		
						Rec	Nonrecurring							Nonrecurring Disconnect	OSS Rates(\$)
						First	Add'l	First	Add'l	SOMEc	SOMAN	SOMAN	SOMAN	SOMAN	SOMAN
	Sub-Loop - Per Cross Box Location - Per 25 Pair Panel Set-Up	I		UEANL	USBSB	10.99	10.99				15.20				
	Sub-Loop - Per Building Equipment Room - CLEC Feeder Facility Set-Up	I		UEANL	USBSC	86.16	86.16				15.20				
	Sub-Loop - Per Building Equipment Room - Per 25 Pair Panel Set-Up	I		UEANL	USBSD	27.13	27.13				15.20				
	Sub-Loop Distribution Per 2-Wire Analog Voice Grade Loop - Zone 1	I	1	UEANL	USBN2	7.57	63.89	30.06			15.20				
	Sub-Loop Distribution Per 2-Wire Analog Voice Grade Loop - Zone 2	I	2	UEANL	USBN2	12.75	63.89	30.06			15.20				
	Sub-Loop Distribution Per 2-Wire Analog Voice Grade Loop - Zone 3	I	3	UEANL	USBN2	21.45	63.89	30.06			15.20				
	Order Coordination for Unbundled Sub-Loops, per sub-loop pair			UEANL	USBMC	7.92	7.92								
	Sub-Loop Distribution Per 4-Wire Analog Voice Grade Loop - Zone 1		1	UEANL	USBN4	11.76	76.75	42.92			15.20				
	Sub-Loop Distribution Per 4-Wire Analog Voice Grade Loop - Zone 2		2	UEANL	USBN4	16.84	76.75	42.92			15.20				
	Sub-Loop Distribution Per 4-Wire Analog Voice Grade Loop - Zone 3		3	UEANL	USBN4	19.27	76.75	42.92			15.20				
	Order Coordination for Unbundled Sub-Loops, per sub-loop pair			UEANL	USBMC	7.92	7.92								
	Sub-Loop 2-Wire IntraBuilding Network Cable (INC)	I		UEANL	USBR2	2.91	51.48	17.65			15.20				
	Order Coordination for Unbundled Sub-Loops, per sub-loop pair			UEANL	USBMC	7.92	7.92								
	Sub-Loop 4-Wire IntraBuilding Network Cable (INC)	I		UEANL	USBR4	6.58	57.54	23.71			15.20				
	Order Coordination for Unbundled Sub-Loops, per sub-loop pair			UEANL	USBMC	7.92	7.92								
	2 Wire Copper Unbundled Sub-Loop Distribution - Zone 1	I	1	UEF	UCS2X	6.26	63.89	30.06			15.20				
	2 Wire Copper Unbundled Sub-Loop Distribution - Zone 2	I	2	UEF	UCS2X	10.07	63.89	30.06			15.20				
	2 Wire Copper Unbundled Sub-Loop Distribution - Zone 3	I	3	UEF	UCS2X	12.70	63.89	30.06			15.20				
	Order Coordination for Unbundled Sub-Loops, per sub-loop pair			UEF	USBMC	7.92	7.92								
	4 Wire Copper Unbundled Sub-Loop Distribution - Zone 1	I	1	UEF	UCS4X	8.03	76.75	42.92			15.20				
	4 Wire Copper Unbundled Sub-Loop Distribution - Zone 2	I	2	UEF	UCS4X	10.71	76.75	42.92			15.20				
	4 Wire Copper Unbundled Sub-Loop Distribution - Zone 3	I	3	UEF	UCS4X	6.08	76.75	42.92			15.20				
	Order Coordination for Unbundled Sub-Loops, per sub-loop pair			UEF	USBMC	7.92	7.92								
	Unbundled Sub-Loop Modification														
	Unbundled Sub-Loop Modification - 2-W Copper Dist Load Coil/Equip Removal per 2-W PR			UEF	ULM2X	0.00	0.00				15.20				
	Unbundled Sub-loop Modification - 4-W Copper Dist Load Coil/Equip Removal per 4-W PR			UEF	ULM4X	0.00	0.00				15.20				
	Unbundled Sub-loop Modification - 2-w/4-w Copper Dist Bridged Tap Removal, per PR unloaded			UEF	ULM4T	224.55	4.29				15.20				
	Unbundled Network Terminating Wire (UNTW)														
	Unbundled Network Terminating Wire (UNTW) per Pair			UENTW	UENPP	0.3454	14.72	14.72			15.20				
	Network Interface Device (NID)														
	Network Interface Device (NID) - 1-2 lines			UENTW	UND12	42.26	27.83				15.20				
	Network Interface Device (NID) - 1-6 lines			UENTW	UND16	62.86	48.43				15.20				
	Network Interface Device Cross Connect - 2 W			UENTW	UNDC2	5.73	5.73				15.20				
	Network Interface Device Cross Connect - 4W			UENTW	UNDC4	5.73	5.73				15.20				
SUB-LOOPS															
	Sub-Loop Feeder														
	USL-Feeder, DS0 Set-up per Cross Box location - CLEC Distribution Facility set-up			UEA, UDN,UCL,UDL,UDC	USBFW	144.09					15.20				
	USL Feeder - DS0 Set-up per Cross Box location - per 25 pair set-up			UEA, UDN,UCL,UDL,UDC	USBFX	10.99	10.99				15.20				
	USL Feeder DS1 Set-up at DSX location, per DS1 termination			USL	USBFZ	568.98	11.30				15.20				

UNBUNDLED NETWORK ELEMENTS - Louisiana											Attachment: 2		Exhibit: B										
CATEGORY	RATE ELEMENTS	Interim	Zone	BCS	USOC	RATES(\$)	Svc Order Submitted Elec per LSR	Svc Order Submitted Manually per LSR	Incremental Charge - Manual Svc Order vs. Electronic-1st	Incremental Charge - Manual Svc Order vs. Electronic-Add'l	Incremental Charge - Manual Svc Order vs. Electronic-Disc 1st	Incremental Charge - Manual Svc Order vs. Electronic-Disc Add'l	OSS Rates(\$)										
													Rec	Nonrecurring		Nonrecurring Disconnect		SOMEc	SOMAN	SOMAN	SOMAN	SOMAN	SOMAN
													First	Add'l	First	Add'l							
	Unbundled Sub-Loop Feeder Loop, 2 Wire Ground Start, Voice Grade - Zone 1		1	UEA	USBFA	8.71							89.81	54.35						15.20			
	Unbundled Sub-Loop Feeder Loop, 2 Wire Ground-Start, Voice Grade - Zone 2		2	UEA	USBFA	13.64							89.81	54.35						15.20			
	Unbundled Sub-Loop Feeder Loop, Per 2 Wire Ground-Start, Voice Grade - Zone 3		3	UEA	USBFA	30.21							89.81	54.35						15.20			
	Order Coordination for Specified Conversion Time, per LSR			UEA	OCOSL								17.56										
	Unbundled Sub-Loop Feeder Loop, 2 Wire Loop-Start, Voice Grade - Zone 1		1	UEA	USBFB	8.71							89.81	54.35						15.20			
	Unbundled Sub-Loop Feeder Loop, 2 Wire Loop-Start, Voice Grade - Zone 2		2	UEA	USBFB	13.64							89.81	54.35						15.20			
	Unbundled Sub-Loop Feeder Loop, 2 Wire Start Loop, Voice Grade - Zone 3		3	UEA	USBFB	30.21							89.81	54.35						15.20			
	Order Coordination for Specified Time Conversion, per LSR			UEA	OCOSL								17.56										
	Unbundled Sub-Loop Feeder Loop, 2 Wire Reverse Battery, Voice Grade - Zone 1		1	UEA	USBFC	8.71							89.81	54.35						15.20			
	Unbundled Sub-Loop Feeder Loop, 2 Wire Reverse Battery, Voice Grade - Zone 2		2	UEA	USBFC	13.64							89.81	54.35						15.20			
	Unbundled Sub-Loop Feeder Loop, 2 Wire Analog Reverse Battery, Voice Grade - Zone 3		3	UEA	USBFC	30.21							89.81	54.35						15.20			
	Order Coordination For Specified Conversion Time, per LSR			UEA	OCOSL								17.56										
	Unbundled Sub-Loop Feeder Loop, 4 Wire Ground-Start, Voice Grade - Zone 1		1	UEA	USBFD	21.44							103.69	67.31						15.20			
	Unbundled Sub-Loop Feeder Loop, 4 Wire Ground-Start, Voice Grade - Zone 2		2	UEA	USBFD	24.66							103.69	67.31						15.20			
	Unbundled Sub-Loop Feeder Loop, 4 Wire Ground Start, Voice Grade - Zone 3		3	UEA	USBFD	42.84							103.69	67.31						15.20			
	Order Coordination For Specified Conversion Time, Per LSR			UEA	OCOSL								17.56										
	Unbundled Sub-Loop Feeder Loop, 4 Wire Loop-Start, Voice Grade - Zone 1		1	UEA	USBFE	21.44							103.69	67.31						15.20			
	Unbundled Sub-Loop Feeder Loop, 4 Wire Loop-Start, Voice Grade - Zone 2		2	UEA	USBFE	24.66							103.69	67.31						15.20			
	Unbundled Sub-Loop Feeder Loop, 4 Wire Loop-Start, Voice Grade - Zone 3		3	UEA	USBFE	42.84							103.69	67.31						15.20			
	Order Coordination For Specified Conversion Time, Per LSR			UEA	OCOSL								17.56										
	Unbundled Sub-Loop Feeder Loop, 2 Wire ISDN BRI - Zone 1		1	UDN	USBFF	15.44							102.58	66.20						15.20			
	Unbundled Sub-Loop Feeder Loop, 2-Wire ISDN BRI - Zone 2		2	UDN	USBFF	23.32							102.58	66.20						15.20			
	Unbundled Sub-Loop Feeder Loop, 2-Wire ISDN BRI - Zone 3		3	UDN	USBFF	44.57							102.58	66.20						15.20			
	Order Coordination For Specified Conversion Time, Per LSR			UDN	OCOSL								17.56										
	Unbundled Sub-Loop Feeder, 2 Wire UDC (IDSL compatible)		1	UDC	USBFS	15.44							102.58	66.20						15.20			
	Unbundled Sub-Loop Feeder, 2 Wire UDC (IDSL compatible)		2	UDC	USBFS	23.32							102.58	66.20						15.20			
	Unbundled Sub-Loop Feeder, 2 Wire UDC (IDSL compatible)		3	UDC	USBFS	44.57							102.58	66.20						15.20			
	Unbundled Sub-Loop Feeder Loop, 4-Wire DS1 - Zone 1		1	USL	USBFG	55.38							98.15	61.77						15.20			
	Unbundled Sub-Loop Feeder Loop, 4-Wire DS1 - Zone 2		2	USL	USBFG	167.83							98.15	61.77						15.20			
	Unbundled Sub-Loop Feeder Loop, 4-Wire DS1 - Zone 3		3	USL	USBFG	469.87							98.15	61.77						15.20			
	Order Coordination For Specified Conversion Time, Per LSR			USL	OCOSL								17.56										
	Unbundled Sub-Loop Feeder, 2-Wire Copper Loop - Zone 1		1	UCL	USBFH	6.96							81.36	44.98						15.20			
	Unbundled Sub-Loop Feeder Loop, 2-Wire Copper Loop - Zone 2		2	UCL	USBFH	4.97							81.36	44.98						15.20			
	Unbundled Sub-Loop Feeder Loop, 2-Wire Copper Loop - Zone 3		3	UCL	USBFH	3.99							81.36	44.98						15.20			
	Order Coordination For Specified Conversion Time, per LSR			UCL	OCOSL								17.56										
	Sub-Loop Feeder - Per 4-Wire Copper Loop - Zone 1		1	UCL	USBFJ	15.68							98.07	61.69						15.20			
	Sub-Loop Feeder - Per 4-Wire Copper Loop - Zone 2		2	UCL	USBFJ	9.68							98.07	61.69						15.20			
	Sub-Loop Feeder - Per 4-Wire Copper Loop - Zone 3		3	UCL	USBFJ	6.39							98.07	61.69						15.20			
	Order Coordination For Specified Conversion Time, per LSR			UCL	OCOSL								17.56										
	Sub-Loop Feeder - Per 4-Wire 19.2 Kbps Digital Grade Loop		1	UDL	USBFN	22.61							98.15	61.77						15.20			
	Sub-Loop Feeder - Per 4-Wire 19.2 Kbps Digital Grade Loop		2	UDL	USBFN	22.87							98.15	61.77						15.20			
	Sub-Loop Feeder - Per 4-Wire 19.2 Kbps Digital Grade Loop		3	UDL	USBFN	24.25							98.15	61.77						15.20			

UNBUNDLED NETWORK ELEMENTS - Louisiana										Attachment: 2		Exhibit: B						
CATEGORY	RATE ELEMENTS	Interim	Zone	BCS	USOC	RATES(\$)	Svc Order Submitted Elec per LSR	Svc Order Submitted Manually per LSR	Incremental Charge - Manual Svc Order vs. Electronic-1st	Incremental Charge - Manual Svc Order vs. Electronic-Add'l	Incremental Charge - Manual Svc Order vs. Electronic-Disc 1st	Incremental Charge - Manual Svc Order vs. Electronic-Disc Add'l						
													Rec	Nonrecurring		Nonrecurring Disconnect		OSS Rates(\$)
													SOMEc	SOMAN	SOMAN	SOMAN	SOMAN	SOMAN
	Sub-Loop Feeder - Per 4-Wire 56 Kbps Digital Grade Loop - Zone 1		1	UDL	USBFO	22.61								15.20				
	Sub-Loop Feeder - Per 4-Wire 56 Kbps Digital Grade Loop - Zone 2		2	UDL	USBFO	22.87								15.20				
	Sub-Loop Feeder - Per 4-Wire 56 Kbps Digital Grade Loop - Zone 3		3	UDL	USBFO	24.25								15.20				
	Order Coordination For Specified Time Conversion, per LSR			UDL	OCOSL													
	Sub-Loop Feeder - Per 4-Wire 64 Kbps Digital Grade Loop - Zone 1		1	UDL	USBFP	22.61								15.20				
	Sub-Loop Feeder - Per 4-Wire 64 Kbps Digital Grade Loop - Zone 2		2	UDL	USBFP	22.87								15.20				
	Sub-Loop Feeder - Per 4-Wire 64 Kbps Digital Grade Loop - Zone 3		3	UDL	USBFP	24.25								15.20				
	Order Coordination For Specified Conversion Time, per LSR			UDL	OCOSL													
SUB-LOOPS																		
Sub-Loop Feeder																		
	Sub Loop Feeder - DS3 - Per Mile Per Month			UE3	1L5SL	17.00												
	Sub Loop Feeder - DS3 - Facility Termination Per Month			UE3	USBF1	368.44	3,381.00	406.56						15.20				
	Sub Loop Feeder - STS-1 - Per Mile Per Month			UDLSX	1L5SL	17.00												
	Sub Loop Feeder - STS-1 - Facility Termination Per Month			UDLSX	USBF7	395.92	3,381.00	406.56						15.20				
	Sub Loop Feeder - OC-3 - Per Mile Per Month			UDLO3	1L5SL	12.90												
	Sub Loop Feeder - OC-3 - Facility Termination Protection Per Month			UDLO3	USBF5	60.45												
	Sub Loop Feeder - OC-3 - Facility Termination Per Month			UDLO3	USBF2	594.77	3,381.00	406.56						15.20				
	Sub Loop Feeder - OC-12 - Per Mile Per Month			UDL12	1L5SL	15.87												
	Sub Loop Feeder - OC-12 - Facility Termination Protection Per Month			UDL12	USBF6	683.03												
	Sub Loop Feeder - OC-12 - Facility Termination Per Month			UDL12	USBF3	1,922.00	3,381.00	406.56						15.20				
	Sub Loop Feeder - OC-48 - Per Mile Per Month			UDL48	1L5SL	52.07												
	Sub Loop Feeder - OC-48 - Facility Termination Protection Per Month			UDL48	USBF9	341.64												
	Sub Loop Feeder - OC-48 - Facility Termination Per Month			UDL48	USBF4	1,663.00	3,566.00	406.56						15.20				
	Sub Loop Feeder - OC-12 Interface On OC-48			UDL48	USBF8	385.45	787.24	406.56						15.20				
UNBUNDLED LOOP CONCENTRATION																		
	Unbundled Loop Concentration - System A (TR008)			ULC	UCT8A	374.26	316.00	316.00						15.20				
	Unbundled Loop Concentration - System B (TR008)			ULC	UCT8B	53.40	131.67	131.67						15.20				
	Unbundled Loop Concentration - System A (TR303)			ULC	UCT3A	412.08	316.00	316.00						15.20				
	Unbundled Loop Concentration - System B (TR303)			ULC	UCT3B	89.98	131.67	131.67						15.20				
	Unbundled Loop Concentration - DS1 Loop Interface Card			ULC	UCTCO	5.12	61.46	44.74						15.20				
	Unbundled Loop Concentration - ISDN Loop Interface (Brite Card)			UDN	ULCC1	8.12	10.23	10.18						15.20				
	Unbundled Loop Concentration - UDC Loop Interface (Brite Card)			UDC	ULCCU	8.12	10.23	10.18						15.20				
	Unbundled Loop Concentration - 2 Wire Voice-Loop Start or Ground Start Loop Interface (POTS Card)			UEA	ULCC2	2.03	10.23	10.18						15.20				
	Unbundled Loop Concentration - 2 Wire Voice - Reverse Battery Loop Interface (SPOTS Card)			UEA	ULCCR	12.07	10.23	10.18						15.20				
	Unbundled Loop Concentration - 4 Wire Voice Loop Interface (Specials Card)			UEA	ULCC4	7.20	10.23	10.18						15.20				
	Unbundled Loop Concentration - TEST CIRCUIT Card			ULC	UCTTC	35.19	10.23	10.18						15.20				
	Unbundled Loop Concentration - Digital 19.2 Kbps Data Loop Interface			UDL	ULCC7	10.67	10.23	10.18						15.20				
	Unbundled Loop Concentration - Digital 56 Kbps Data Loop Interface			UDL	ULCC5	10.67	10.23	10.18						15.20				
	Unbundled Loop Concentration - Digital 64 Kbps Data Loop Interface			UDL	ULCC6	10.67	10.23	10.18						15.20				
UNE OTHER, PROVISIONING ONLY - NO RATE																		
	NID - Dispatch and Service Order for NID installation			UENTW	UNDBX													
	UNTW Circuit Id Establishment, Provisioning Only - No Rate			UENTW	UENCE													

UNBUNDLED NETWORK ELEMENTS - Louisiana										Attachment: 2		Exhibit: B											
CATEGORY	RATE ELEMENTS	Interim	Zone	BCS	USOC	RATES(\$)	Svc Order Submitted Elec per LSR	Svc Order Submitted Manually per LSR	Incremental Charge - Manual Svc Order vs. Electronic-1st	Incremental Charge - Manual Svc Order vs. Electronic-Add'l	Incremental Charge - Manual Svc Order vs. Electronic-Disc 1st	Incremental Charge - Manual Svc Order vs. Electronic-Disc Add'l	OSS Rates(\$)										
													Rec	Nonrecurring		Nonrecurring Disconnect		SOME C	SOMAN	SOMAN	SOMAN	SOMAN	SOMAN
													First	Add'l	First	Add'l							
	Unbundled Contract Name, Provisioning Only - No Rate			UEANL,UEF,UEQ,UENTW	UNECN																		
UNE OTHER, PROVISIONING ONLY - NO RATE																							
	Unbundled Contact Name, Provisioning Only - no rate			UAL,UCL,UDC,UDL,UDN,UEA,UHL,ULC	UNECN	0.00																	
	Unbundled Sub-Loop Feeder-2 Wire Cross Box Jumper - no rate			UEA,UDN,UCL,UDC	USBFQ	0.00																	
	Unbundled Sub-Loop Feeder-4 Wire Cross Box Jumper - no rate			UEA,USL,UCL,UDL	USBFR	0.00																	
	Unbundled DS1 Loop - Superframe Format Option - no rate			USL	CCOSF	0.00																	
	Unbundled DS1 Loop - Expanded Superframe Format option - no rate			USL	CCOEF	0.00																	
HIGH CAPACITY UNBUNDLED LOCAL LOOP																							
	High Capacity Unbundled Local Loop - DS3 - Per Mile per month			UE3	1L5ND	10.04																	
	High Capacity Unbundled Local Loop - DS3 - Facility Termination per month			UE3	UE3PX	362.34																15.20	
	High Capacity Unbundled Local Loop - STS-1 - Per Mile per month			UDLSX	1L5ND	10.04																	
	High Capacity Unbundled Local Loop - STS-1 - Facility Termination per month			UDLSX	UDLS1	374.56																15.20	
LOOP MAKE-UP																							
	Loop Makeup - Preordering Without Reservation, per working or spare facility queried (Manual).			UMK	UMKLW																		23.29
	Loop Makeup - Preordering With Reservation, per spare facility queried (Manual).			UMK	UMKLP																		24.70
	Loop Makeup--With or Without Reservation, per working or spare facility queried (Mechanized)			UMK	PSUMK																		0.19
HIGH FREQUENCY SPECTRUM																							
SPLITTERS-CENTRAL OFFICE BASED																							
	Line Sharing Splitter, per System 96 Line Capacity			ULS	ULSDA	187.17																	183.33
	Line Sharing Splitter, per System 24 Line Capacity			ULS	ULSDB	46.79																	183.33
	Line Sharing Splitter, Per System, 8 Line Capacity		I	ULS	ULSD8	15.59																	183.33
	Line Sharing-DLEC Owned Splitter in CO-CFA activation-deactivation (per LSOD)			ULS	ULSDG																		83.98
END USER ORDERING-CENTRAL OFFICE BASED-HIGH FREQUENCY SPECTRUM AKA LINE SHARING																							
	Line Sharing - per Line Activation (BST Owned Splitter)			ULS	ULSDC	0.61																	17.97
	Line Sharing - per Subsequent Activity per Line Rearrangement(BST Owned Splitter)			ULS	ULSDS																		15.91
	Line Sharing - per Subsequent Activity per Line Rearrangement(DLEC Owned Splitter)			ULS	ULSCS																		15.91
	Line Sharing - per Line Activation (DLEC owned Splitter)		I	ULS	ULSCC	0.61																	47.44
	Line Splitting - per line activation DLEC owned splitter		I	UEPSR UEPSB	UREOS	0.61																	19.31
	Line Splitting - per line activation BST owned - physical		I	UEPSR UEPSB	UREBP	0.642																	0.00
	Line Splitting - per line activation BST owned - virtual		I	UEPSR UEPSB	UREBV	0.64																	0.00
UNBUNDLED DEDICATED TRANSPORT																							
NOTE: INTEROFFICE CHANNEL DEDICATED TRANSPORT - minimum billing period - below DS3=one month, DS3/STS-1=four months																							
INTEROFFICE CHANNEL - DEDICATED TRANSPORT																							
	Interoffice Channel - Dedicated Transport - 2-Wire Voice Grade - Per Mile per month			U1TVX	1L5XX	0.013																	
	Interoffice Channel - Dedicated Transport- 2- Wire Voice Grade - Facility Termination per month			U1TVX	U1TV2	22.60																	39.36
	Interoffice Channel - Dedicated Transport- 2-Wire Voice Grade Rev Bat. - Per Mile per month			U1TVX	1L5XX	0.013																	
	Interoffice Channel - Dedicated Transport- 2- Wire VG Rev Bat. Facility Termination per month			U1TVX	U1TR2	22.60																	26.62
	Interoffice Channel - Dedicated Transport - 4-Wire Voice Grade - Per Mile per month			U1TVX	1L5XX	0.013																	

UNBUNDLED NETWORK ELEMENTS - Louisiana											Attachment: 2		Exhibit: B							
CATEGORY	RATE ELEMENTS	Interim	Zone	BCS	USOC	RATES(\$)	Svc Order Submitted Elec per LSR	Svc Order Submitted Manually per LSR	Incremental Charge - Manual Svc Order vs. Electronic-1st	Incremental Charge - Manual Svc Order vs. Electronic-Add'l	Incremental Charge - Manual Svc Order vs. Electronic-Disc 1st	Incremental Charge - Manual Svc Order vs. Electronic-Disc Add'l	OSS Rates(\$)							
													Rec	Nonrecurring		Nonrecurring Disconnect		SOMEc	SOMAN	SOMAN
													First	Add'l	First	Add'l				
	Interoffice Channel - Dedicated Transport - 4- Wire Voice Grade - Facility Termination per month			U1TVX	U1TV4	19.81							39.36	26.62						15.20
	Interoffice Channel - Dedicated Transport - 56 kbps - per mile per month			U1TDX	1L5XX	0.013														
	Interoffice Channel - Dedicated Transport - 56 kbps - Facility Termination per month			U1TDX	U1TD5	15.61														15.20
	Interoffice Channel - Dedicated Transport - 64 kbps - per mile per month			U1TDX	1L5XX	0.013														
	Interoffice Channel - Dedicated Transport - 64 kbps - Facility Termination per month			U1TDX	U1TD6	15.61														15.20
	Interoffice Channel - Dedicated Channel - DS1 - Per Mile per month			U1TD1	1L5XX	0.2652														
	Interoffice Channel - Dedicated Transport - DS1 - Facility Termination per month			U1TD1	U1TF1	70.47														15.20
	Interoffice Channel - Dedicated Transport - DS3 - Per Mile per month			U1TD3	1L5XX	6.04														
	Interoffice Channel - Dedicated Transport - DS3 - Facility Termination per month			U1TD3	U1TF3	850.45														15.20
	Interoffice Channel - Dedicated Transport - STS-1 - Per Mile per month			U1TS1	1L5XX	6.04														
	Interoffice Channel - Dedicated Transport - STS-1 - Facility Termination per month			U1TS1	U1TFS	830.19														15.20
LOCAL CHANNEL - DEDICATED TRANSPORT																				
NOTE: LOCAL CHANNEL DEDICATED TRANSPORT - minimum billing period - below DS3=one month, DS3/STS-1=four months																				
	Local Channel - Dedicated - 2-Wire Voice Grade Per Month			ULDVX	ULDV2	18.32														15.20
	Local Channel - Dedicated - 2-Wire Voice Grade Rev Bat per month			ULDVX	ULDR2	18.32														15.20
	Local Channel - Dedicated - 4-Wire Voice Grade per month			ULDVX	ULDV4	19.41														15.20
	Local Channel - Dedicated - DS1 per month - Zone 1		1	ULDD1	ULDF1	39.18														15.20
	Local Channel - Dedicated - DS1 per month - Zone 2		2	ULDD1	ULDF1	121.58														15.20
	Local Channel - Dedicated - DS1 per month - Zone 3		3	ULDD1	ULDF1	70.02														15.20
	Local Channel - Dedicated - DS3 - Per Mile per month			ULDD3	1L5NC	7.82														
	Local Channel - Dedicated - DS3 - Facility Termination per month			ULDD3	ULDF3	469.44														15.20
	Local Channel - Dedicated - STS-1- Per Mile per month			ULDS1	1L5NC	7.82														
	Local Channel - Dedicated - STS-1 - Facility Termination per month			ULDS1	ULDFS	457.22														15.20
MULTIPLEXERS																				
	Channelization - DS1 to DS0 Channel System			UXTD1	MQ1	105.09														15.20
	OCU-DP COCI (data) - DS1 to DS0 Channel System - per month (2.4-64kbs)			UDL	1D1DD	1.38														15.20
	2-wire ISDN COCI (BRITE) - DS1 to DS0 Channel System - per month			UDN	UC1CA	2.96														15.20
	Voice Grade COCI - DS1 to DS0 Channel System - per month			UEA	1D1VG	0.6497														15.20
	DS3 to DS1 Channel System per month			UXTD3	MQ3	201.48														15.20
	STS1 to DS1 Channel System per month			UXTS1	MQ3	201.48														15.20
	DS3 Interface Unit (DS1 COCI) used with Loop per month			USL	UC1D1	11.78														15.20
	DS3 Interface Unit (DS1 COCI) used with Local Channel per month			ULDD1	UC1D1	11.78														15.20
	DS3 Interface Unit (DS1 COCI) used with Interoffice Channel per month			U1TD1	UC1D1	11.78														15.20
DARK FIBER																				
	Dark Fiber, Four Fiber Strands, Per Route Mile or Fraction Thereof per month - Local Channel			UDF	1L5DC	52.23														
	NRC Dark Fiber - Local Channel			UDF	UDFC4															15.20
	Dark Fiber, Four Fiber Strands, Per Route Mile or Fraction Thereof per month - Interoffice Channel			UDF	1L5DF	25.28														
	NRC Dark Fiber - Interoffice Channel			UDF	UDF14															15.20

UNBUNDLED NETWORK ELEMENTS - Louisiana										Attachment: 2		Exhibit: B	
CATEGORY	RATE ELEMENTS	Interim	Zone	BCS	USOC	RATES(\$)	Svc Order Submitted Elec per LSR	Svc Order Submitted Manually per LSR	Incremental Charge - Manual Svc Order vs. Electronic-1st	Incremental Charge - Manual Svc Order vs. Electronic-Add'l	Incremental Charge - Manual Svc Order vs. Electronic-Disc 1st	Incremental Charge - Manual Svc Order vs. Electronic-Disc Add'l	
													Rec
	CNAM For DB Owners - Service Provisioning With Point Code Establishment			OQV		962.22	711.64			15.20			
	CNAM For Non DB Owners - Service Provisioning With Point Code Establishment			OQV		332.43	238.05			15.20			
LNP Query Service													
	LNP Charge Per query			OQV		0.0008559							
	LNP Service Establishment Manual									15.20			
	LNP Service Provisioning with Point Code Establishment					576.33	294.43			15.20			
OPERATOR CALL PROCESSING													
	Oper. Call Processing - Oper. Provided, Per Min. - Using BST LIDB					1.20							
	Oper. Call Processing - Oper. Provided, Per Min. - Using Foreign LIDB					1.24							
	Oper. Call Processing - Fully Automated, per Call - Using BST LIDB					0.20							
	Oper. Call Processing - Fully Automated, per Call - Using Foreign LIDB					0.20							
INWARD OPERATOR SERVICES													
	Inward Operator Services - Verification, Per Minute					1.15							
	Inward Operator Services - Verification and Emergency Interrupt - Per Minute					1.15							
BRANDING - OPERATOR CALL PROCESSING													
	Recording of Custom Branded OA Announcement				CBAOS	7,000.00	7,000.00			15.20			
	Loading of Custom Branded OA Announcement per shelf/NAV				CBAOL	500.00	500.00			15.20			
Unbranding via OLNS for UNEP CLEC													
	Loading of OA per OCN (Regional)					1,200.00	1,200.00			15.20			
DIRECTORY ASSISTANCE SERVICES													
DIRECTORY ASSISTANCE ACCESS SERVICE													
	Directory Assistance Access Service Calls, Charge Per Call					0.275							
DIRECTORY ASSISTANCE CALL COMPLETION ACCESS SERVICE (DACC)													
	Directory Assistance Call Completion Access Service (DACC), Per Call Attempt					0.10							
DIRECTORY TRANSPORT													
DIRECTORY ASSISTANCE SERVICES													
DIRECTORY ASSISTANCE DATA BASE SERVICE (DADS)													
	Directory Assistance Data Base Service Charge Per Listing					0.04							
	Directory Assistance Data Base Service, per month				DBSOF	150.00							
BRANDING - DIRECTORY ASSISTANCE													
Facility Based CLEC													
	Recording and Provisioning of DA Custom Branded Announcement			AMT	CBADA	6,000.00	6,000.00						
	Loading of Custom Branded Announcement per DRAM Card/Switch			AMT	CBADC	1,170.00	1,170.00						
UNEP CLEC													
	Recording of DA Custom Branded Announcement					3,000.00	3,000.00						
	Loading of DA Custom Branded Announcement per DRAM Card/Switch per OCN					1,170.00	1,170.00						
Unbranding via OLNS for UNEP CLEC													
	Loading of DA per OCN (1 OCN per Order)					420.00	420.00						
	Loading of DA per Switch per OCN					16.00	16.00						
SELECTIVE ROUTING													
	Selective Routing Per Unique Line Class Code Per Request Per Switch				USRCR	82.25	82.25			15.20			
VIRTUAL COLLOCATION													
	Virtual Collocation - Application Cost			AMTFS	EAF	1,770.40							
	Virtual Collocation - Cable Installation Cost, per cable			AMTFS	ESPCX	841.54							
	Virtual Collocation - Floor Space, per sq. ft.			AMTFS	ESPVX	3.20							
	Virtual Collocation - Power, per breaker amp			AMTFS	ESPAX	8.32							

UNBUNDLED NETWORK ELEMENTS - Louisiana											Attachment: 2		Exhibit: B											
CATEGORY	RATE ELEMENTS	Interim	Zone	BCS	USOC	RATES(\$)	Svc Order Submitted Elec per LSR	Svc Order Submitted Manually per LSR	Incremental Charge - Manual Svc Order vs. Electronic-1st	Incremental Charge - Manual Svc Order vs. Electronic-Add'l	Incremental Charge - Manual Svc Order vs. Electronic-Disc 1st	Incremental Charge - Manual Svc Order vs. Electronic-Disc Add'l	OSS Rates(\$)											
													Rec	Nonrecurring		Nonrecurring Disconnect		SOMEc	SOMAN	SOMAN	SOMAN	SOMAN	SOMAN	
													First	Add'l	First	Add'l								
	Virtual Collocation - Cable Support Structure, per entrance cable			AMTFS	ESPSX	16.02																		
	Virtual Collocation - 2-wire Cross Connects (loop)			UEANL,UEA,UDN,U DC,UAL,UHL,UCL,U EQ, AMTFS, UDL, UNCVX, UNCDX, UNCNX	UEAC2	0.0296		11.94	11.46															15.20
	Virtual Collocation - 4-wire Cross Connects (loop)			UEA,UHL,UCL,UDL, AMTFS, UAL, UDN, UNCVX, UNCDX	UEAC4	0.0591		12.04	11.53															15.20
	Virtual Collocation - 2-Fiber Cross Connects			AMTFS,UDL12, UDLO3, U1T48, U1T12, U1T03, ULDO3, ULD12, ULD48, UDF	CNC2F	2.65		20.29	14.76															15.20
	Virtual Collocation - 4-Fiber Cross Connects			AMTFS,UDL12, UDLO3, U1T48, U1T12, U1T03, ULDO3, ULD12, ULD48, UDF	CNC4F	5.31		24.81	19.29															15.20
	Virtual collocation - DS1 Cross Connects			USL,UCL,AMTFS, ULR, UXTD1, UNC1X, ULDD1, U1TD1, USLEL, UNLD1	CNC1X	1.04		21.39	15.47															15.20
	Virtual collocation - DS3 Cross Connects			USL,UCL,AMTFS,U E3, U1TD3, UXTS1, UXTD3, UNC3X, UNCSX, ULDD3, U1TS1, ULDS1, UDLsx, UNLD3	CND3X	13.21		20.28	14.76															15.20
	Virtual Collocation - Co-Carrier Cross Connects - Fiber Cable Support Structure, per linear foot			AMTFS	VE1CB	0.0024																		
	Virtual Collocation - Co-Carrier Cross Connects - Copper/Coax Cable Support Structure, per linear ft			AMTFS	VE1CD	0.0036																		
	Virtual Collocation - Co-Carrier Cross Connects - Fiber Cable Support Structure,per cable			AMTFS	VE1CC			534.79																
	Virtual Collocation - Co-Carrier Cross Connects - Copper/Coax Cable Support Structure, per cable			AMTFS	VE1CE			534.79																
	Virtual collocation - Security Escort - Basic, per half hour			AMTFS	SPTBX			16.44	10.42															
	Virtual collocation - Security Escort - Overtime, per half hour			AMTFS	SPTOX			21.41	13.45															
	Virtual collocation - Security Escort - Premium, per half hour			AMTFS	SPTPX			26.38	16.49															
	Virtual collocation - Maintenance in CO - Basic, per half hour			AMTFS	CTRLX			27.12	10.42															
	Virtual collocation - Maintenance in CO - Overtime, per half hour			AMTFS	SPTOM			35.42	13.45															
	Virtual collocation - Maintenance in CO - Premium per half hour			AMTFS	SPTPM			43.72	16.49															
VIRTUAL COLLOCATION																								
	Virtual Collocation - 2-wire Cross Connect, Exchange Port 2-Wire Analog - Res			UEPSR	VE1R2	0.0296		11.94	11.46															15.20
	Virtual Collocation 2-Wire Cross Connect, Exchange Port 2-Wire Line Side PBX Trunk - Bus			UEPSP	VE1R2	0.0296		11.94	11.46															15.20
	Virtual Collocation 2-Wire Cross Connect, Exchange Port 2-Wire Voice Grade PBX Trunk - Res			UEPSE	VE1R2	0.0296		11.94	11.46															15.20
	Virtual Collocation 2-Wire Cross Connect, Exchange Port 2-Wire Analog Bus			UEPSB	VE1R2	0.0296		11.94	11.46															15.20
	Virtual Collocation 2-Wire Cross Connect, Exchnage Port 2-Wire ISDN			UEPSX	VE1R2	0.0296		11.94	11.46															15.20

UNBUNDLED NETWORK ELEMENTS - Louisiana											Attachment: 2		Exhibit: B							
CATEGORY	RATE ELEMENTS	Interim	Zone	BCS	USOC	RATES(\$)	Svc Order Submitted Elec per LSR	Svc Order Submitted Manually per LSR	Incremental Charge - Manual Svc Order vs. Electronic-1st	Incremental Charge - Manual Svc Order vs. Electronic-Add'l	Incremental Charge - Manual Svc Order vs. Electronic-Disc 1st	Incremental Charge - Manual Svc Order vs. Electronic-Disc Add'l	OSS Rates(\$)							
													Rec	Nonrecurring		Nonrecurring Disconnect		SOMEc	SOMAN	SOMAN
2-WIRE VOICE GRADE EXTENDED LOOP WITH DEDICATED DS1 INTEROFFICE TRANSPORT (EEL)																				
	First 2-Wire VG Loop(SL2) in a DS1 Interofficed Transport Combination - Zone 1		1	UNCVX	UEAL2	14.93														
	First 2-Wire VG Grade Loop(SL2) in a DS1 Interofficed Transport Combination - Zone 2		2	UNCVX	UEAL2	25.35														
	First 2-Wire VG Grade Loop(SL2) in a DS1 Interofficed Transport Combination - Zone 3		3	UNCVX	UEAL2	50.46														
	Interoffice Transport - Dedicated - DS1 combination - Per Mile per month			UNC1X	1L5XX	0.2652														
	Interoffice Transport - Dedicated - DS1 combination - Facility Termination per month			UNC1X	U1TF1	70.47														
	DS1 Channelization System Per Month			UNC1X	MQ1	105.09														
	Voice Grade COCI - DS1 To Ds0 Interface - Per Month			UNCVX	1D1VG	0.6497														
	Each Additional 2-Wire VG Loop(SL 2) in the same DS1 Interoffice Transport Combination - Zone 1		1	UNCVX	UEAL2	14.93														
	Each Additional 2-Wire VG Loop(SL2) in the same DS1 Interoffice Transport Combination - Zone 2		2	UNCVX	UEAL2	25.35														
	Each Additional 2-Wire VG Loop(SL2) in the same DS1 Interoffice Transport Combination - Zone 3		3	UNCVX	UEAL2	50.46														
	Voice Grade COCI - DS1 to DS0 Channel System combination - per month			UNCVX	1D1VG	0.6497														
	Nonrecurring Currently Combined Network Elements Switch -As-Is Charge			UNC1X	UNCCC															
4-WIRE VOICE GRADE EXTENDED LOOP WITH DEDICATED DS1 INTEROFFICE TRANSPORT (EEL)																				
	First 4-Wire Analog Voice Grade Loop in a DS1 Interoffice Transport Combination - Zone 1		1	UNCVX	UEAL4	30.81														
	First 4-Wire Analog Voice Grade Loop in a DS1 Interoffice Transport Combination - Zone 2		2	UNCVX	UEAL4	38.32														
	First 4-Wire Analog Voice Grade Loop in a DS1 Interoffice Transport Combination - Zone 3		3	UNCVX	UEAL4	60.39														
	Interoffice Transport - Dedicated - DS1 combination - Per Mile Per Month			UNC1X	1L5XX	0.2652														
	Interoffice Transport - Dedicated - DS1 - Facility Termination Per Month			UNC1X	U1TF1	70.47														
	Channelization - Channel System DS1 to DS0 combination Per Month			UNC1X	MQ1	105.09														
	Voice Grade COCI - DS1 to DS0 Channel System combination - per month			UNCVX	1D1VG	0.6497														
	Additional 4-Wire Analog Voice Grade Loop in same DS1 Interoffice Transport Combination - Zone 1		1	UNCVX	UEAL4	30.81														
	Additional 4-Wire Analog Voice Grade Loop in same DS1 Interoffice Transport Combination - Zone 2		2	UNCVX	UEAL4	38.32														
	Additional 4-Wire Analog Voice Grade Loop in same DS1 Interoffice Transport Combination - Zone 3		3	UNCVX	UEAL4	60.39														
	Voice Grade COCI - DS1 to DS0 Channel System combination - per month			UNCVX	1D1VG	0.6497														
	Nonrecurring Currently Combined Network Elements Switch -As-Is Charge			UNC1X	UNCCC															
4-WIRE 56 KBPS EXTENDED DIGITAL LOOP WITH DEDICATED DS1 INTEROFFICE TRANSPORT (EEL)																				
	First 4-Wire 56Kbps Digital Grade Loop in a DS1 Interoffice Transport Combination - Zone 1		1	UNCDX	UDL56	30.99														
	First 4-wire 56Kbps Digital Grade Loop in a DS1 Interoffice Transport Combination - Zone 2		2	UNCDX	UDL56	36.78														
	First 4-Wire 56Kbps Digital Grade Loop in a DS1 Interoffice Transport Combination - Zone 3		3	UNCDX	UDL56	38.92														
	Interoffice Transport - Dedicated - DS1 combination - Per Mile Per Month			UNC1X	1L5XX	0.2652														
	Interoffice Transport - Dedicated - DS1 - combination Facility Termination Per Month			UNC1X	U1TF1	70.47														

UNBUNDLED NETWORK ELEMENTS - Louisiana										Attachment: 2		Exhibit: B											
CATEGORY	RATE ELEMENTS	Interim	Zone	BCS	USOC	RATES(\$)	Svc Order Submitted Elec per LSR	Svc Order Submitted Manually per LSR	Incremental Charge - Manual Svc Order vs. Electronic-1st	Incremental Charge - Manual Svc Order vs. Electronic-Add'l	Incremental Charge - Manual Svc Order vs. Electronic-Disc 1st	Incremental Charge - Manual Svc Order vs. Electronic-Disc Add'l	OSS Rates(\$)										
													Rec	Nonrecurring		Nonrecurring Disconnect		SOMEc	SOMAN	SOMAN	SOMAN	SOMAN	SOMAN
													First	Add'l	First	Add'l							
	Channelization - Channel System DS1 to DS0 combination Per Month			UNC1X	MQ1	105.09																	
	OCU-DP COCI (data) - DS1 to DS0 Channel System - per month (2.4-64kbs)			UNC1X	MQ1	105.09																	
	Additional 4-Wire 56Kbps Digital Grade Loopin same DS1 Interoffice Transport Combination - Zone 1		1	UNC1X	UDL56	30.99																	
	Additional 4-Wire 56Kbps Digital Grade Loopin same DS1 Interoffice Transport Combination - Zone 2		2	UNC1X	UDL56	30.99																	
	Additional 4-Wire 56Kbps Digital Grade Loopin same DS1 Interoffice Transport Combination - Zone 3		3	UNC1X	UDL56	30.99																	
	OCU-DP COCI (data) - DS1 to DS0 Channel System - combination per month (2.4-64kbs)			UNC1X	UDL56	30.99																	
	Nonrecurring Currently Combined Network Elements Switch -As-Is Charge			UNC1X	UNCCC	5.43																	
4-WIRE 64 KBPS EXTENDED DIGITAL LOOP WITH DEDICATED DS1 INTEROFFICE TRANSPORT (EEL)																							
	First 4-Wire 64Kbps Digital Grade Loop in a DS1 Interoffice Transport Combination - Zone 1		1	UNC1X	UDL64	30.99																	
	First 4-Wire 64Kbps Digital Grade Loop in a DS1 Interoffice Transport Combination - Zone 2		2	UNC1X	UDL64	30.99																	
	First 4-Wire 64Kbps Digital Grade Loop in a DS1 Interoffice Transport Combination - Zone 3		3	UNC1X	UDL64	30.99																	
	Interoffice Transport - Dedicated - DS1 combination - Per Mile Per Month			UNC1X	1L5XX	0.2652																	
	Interoffice Transport - Dedicated - DS1 combination - Facility Termination Per Month			UNC1X	U1TF1	70.47																	
	Channelization - Channel System DS1 to DS0 combination Per Month			UNC1X	MQ1	105.09																	
	OCU-DP COCI (data) - DS1 to DS0 Channel System combination - per month (2.4-64kbs)			UNC1X	MQ1	105.09																	
	Additional 4-Wire 64Kbps Digital Grade Loopin same DS1 Interoffice Transport Combination - Zone 1		1	UNC1X	UDL64	30.99																	
	Additional 4-Wire 64Kbps Digital Grade Loopin same DS1 Interoffice Transport Combination - Zone 2		2	UNC1X	UDL64	30.99																	
	Additional 4-Wire 64Kbps Digital Grade Loopin same DS1 Interoffice Transport Combination - Zone 3		3	UNC1X	UDL64	30.99																	
	OCU-DP COCI (data) - DS1 to DS0 Channel System combination - per month (2.4-64kbs)			UNC1X	UDL64	30.99																	
	Nonrecurring Currently Combined Network Elements Switch -As-Is Charge			UNC1X	UNCCC	5.43																	
4-WIRE DS1 DIGITAL EXTENDED LOOP WITH DEDICATED DS1 INTEROFFICE TRANSPORT (EEL)																							
	4-Wire DS1 Digital Loop in Combination with DS1 Interoffice Transport - Zone 1		1	UNC1X	USLXX	85.70																	
	4-Wire DS1 Digital Loop in Combination with DS1 Interoffice Transport - Zone 2		2	UNC1X	USLXX	194.96																	
	4-Wire DS1 Digital Loop in Combination with DS1 Interoffice Transport - Zone 3		3	UNC1X	USLXX	491.94																	
	Interoffice Transport - Dedicated - DS1 combination - Per Mile Per Month			UNC1X	1L5XX	0.2652																	
	Interoffice Transport - Dedicated - DS1 combination - Facility Termination Per Month			UNC1X	U1TF1	70.47																	
	Nonrecurring Currently Combined Network Elements Switch -As-Is Charge			UNC1X	UNCCC	5.43																	
4-WIRE DS1 DIGITAL EXTENDED LOOP WITH DEDICATED DS3 INTEROFFICE TRANSPORT (EEL)																							
	First DS1Loop in DS3 Interoffice Transport Combination - Zone 1		1	UNC1X	USLXX	85.70																	
	First DS1Loop in DS3 Interoffice Transport Combination - Zone 2		2	UNC1X	USLXX	194.96																	
	First DS1Loop in DS3 Interoffice Transport Combination - Zone 3		3	UNC1X	USLXX	491.94																	

UNBUNDLED NETWORK ELEMENTS - Louisiana											Attachment: 2		Exhibit: B							
CATEGORY	RATE ELEMENTS	Interim	Zone	BCS	USOC	RATES(\$)	Svc Order Submitted Elec per LSR	Svc Order Submitted Manually per LSR	Incremental Charge - Manual Svc Order vs. Electronic-1st	Incremental Charge - Manual Svc Order vs. Electronic-Add'l	Incremental Charge - Manual Svc Order vs. Electronic-Disc 1st	Incremental Charge - Manual Svc Order vs. Electronic-Disc Add'l	OSS Rates(\$)							
													Rec	Nonrecurring		Nonrecurring Disconnect		SOMEc	SOMAN	SOMAN
													First	Add'l	First	Add'l				
	Interoffice Transport - Dedicated - DS3 combination - Per Mile Per Month			UNC3X	1L5XX	6.04														
	Interoffice Transport - Dedicated - DS3 - Facility Termination per month			UNC3X	U1TF3	850.45	296.68	121.16					15.20							
	DS3 to DS1 Channel System combination per month			UNC3X	MQ3	201.48	107.05	48.07												
	DS3 Interface Unit (DS1 COC) combination per month			UNC1X	UC1D1	11.78	5.91	4.26												
	Additional DS1Loop in DS3 Interoffice Transport Combination - Zone 1		1	UNC1X	USLXX	85.70	169.22	100.89					15.20							
	Additional DS1Loop in DS3 Interoffice Transport Combination - Zone 2		2	UNC1X	USLXX	194.96	169.22	100.89					15.20							
	Additional DS1Loop in DS3 Interoffice Transport Combination - Zone 3		3	UNC1X	USLXX	491.94	169.22	100.89					15.20							
	DS3 Interface Unit (DS1 COC) combination per month			UNC1X	UC1D1	11.78	5.91	4.26												
	Nonrecurring Currently Combined Network Elements Switch -As-Is Charge			UNC3X	UNCCC		5.43	5.43					15.20							
2-WIRE VOICE GRADE EXTENDED LOOP/ 2 WIRE VOICE GRADE INTEROFFICE TRANSPORT (EEL)																				
	2-WireVG Loop used with 2-wire VG Interoffice Transport Combination - Zone 1		1	UNCVX	UEAL2	14.93	94.21	45.09					15.20							
	2-WireVG Loop used with 2-wire VG Interoffice Transport Combination - Zone 2		2	UNCVX	UEAL2	25.35	94.21	45.09					15.20							
	2-WireVG Loop used with 2-wire VG Interoffice Transport Combination - Zone 3		3	UNCVX	UEAL2	50.46	94.21	45.09					15.20							
	Interoffice Transport - Dedicated - 2-wire VG combination - Per Mile Per Month			UNCVX	1L5XX	0.013														
	Interoffice Transport - Dedicated - 2-Wire Voice Grade combination - Facility Termination per month			UNCVX	U1TV2	22.60	72.60	41.75					15.20							
	Nonrecurring Currently Combined Network Elements Switch -As-Is Charge			UNCVX	UNCCC		5.43	5.43					15.20							
4-WIRE VOICE GRADE EXTENDED LOOP/ 4 WIRE VOICE GRADE INTEROFFICE TRANSPORT (EEL)																				
	4-WireVG Loop used with 4-wire VG Interoffice Transport Combination - Zone 1		1	UNCVX	UEAL4	30.81	94.21	45.09					15.20							
	4-WireVG Loop used with 4-wire VG Interoffice Transport Combination - Zone 2		2	UNCVX	UEAL4	38.32	94.21	45.09					15.20							
	4-WireVG Loop used with 4-wire VG Interoffice Transport Combination - Zone 3		3	UNCVX	UEAL4	60.39	94.21	45.09					15.20							
	Interoffice Transport - Dedicated - 4-wire VG combination - Per Mile Per Month			UNCVX	1L5XX	0.013														
	Interoffice Transport - Dedicated - 4-Wire Voice Grade combination - Facility Termination per month			UNCVX	U1TV4	19.81	72.60	41.75					15.20							
	Nonrecurring Currently Combined Network Elements Switch -As-Is Charge			UNCVX	UNCCC		5.43	5.43					15.20							
DS3 DIGITAL EXTENDED LOOP WITH DEDICATED DS3 INTEROFFICE TRANSPORT (EEL)																				
	High Capacity Unbundled Local Loop - DS3 combination - Per Mile per month			UNC3X	1L5ND	10.04														
	High Capacity Unbundled Local Loop - DS3 combination - Facility Termination per month			UNC3X	UE3PX	362.34	188.45	125.51												
	Interoffice Transport - Dedicated - DS3 - Per Mile per month			UNC3X	1L5XX	6.04														
	Interoffice Transport - Dedicated - DS3 combination - Facility Termination per month			UNC3X	U1TF3	850.45	296.68	121.16					15.20							
	Nonrecurring Currently Combined Network Elements Switch -As-Is Charge			UNC3X	UNCCC		5.43	5.43					15.20							
STS1 DIGITAL EXTENDED LOOP WITH DEDICATED STS1 INTEROFFICE TRANSPORT (EEL)																				
	High Capacity Unbundled Local Loop - STS1 combination - Per Mile per month			UNCSX	1L5ND	10.04														
	High Capacity Unbundled Local Loop - STS1 combination - Facility Termination per month			UNCSX	UDLS1	374.56	188.45	125.51												
	Interoffice Transport - Dedicated - STS1 combination - Per Mile per month			UNCSX	1L5XX	6.04														

UNBUNDLED NETWORK ELEMENTS - Louisiana										Attachment: 2		Exhibit: B											
CATEGORY	RATE ELEMENTS	Interim	Zone	BCS	USOC	RATES(\$)	Svc Order Submitted Elec per LSR	Svc Order Submitted Manually per LSR	Incremental Charge - Manual Svc Order vs. Electronic-1st	Incremental Charge - Manual Svc Order vs. Electronic-Add'l	Incremental Charge - Manual Svc Order vs. Electronic-Disc 1st	Incremental Charge - Manual Svc Order vs. Electronic-Disc Add'l	OSS Rates(\$)										
													Rec	Nonrecurring		Nonrecurring Disconnect		SOMEc	SOMAN	SOMAN	SOMAN	SOMAN	SOMAN
													First	Add'l	First	Add'l							
	Interoffice Transport - Dedicated - STS1 combination - Facility Termination per month			UNCSX	U1TFS	830.19							296.68	121.16									15.20
	Nonrecurring Currently Combined Network Elements Switch -As-Is Charge			UNCSX	UNCCC									5.43	5.43								15.20
2-WIRE ISDN EXTENDED LOOP WITH DS1 INTEROFFICE TRANSPORT (EEL)																							
	First 2-Wire ISDN Loop in a DS1 Interoffice Combination Transport - Zone 1		1	UNCNX	U1L2X	22.09								94.21	45.09								15.20
	First 2-Wire ISDN Loop in a DS1 Interoffice Combination Transport - Zone 2		2	UNCNX	U1L2X	35.28								94.21	45.09								15.20
	First 2-Wire ISDN Loop in a DS1 Interoffice Combination Transport - Zone 3		3	UNCNX	U1L2X	65.18								94.21	45.09								15.20
	Interoffice Transport - Dedicated - DS1 combination - Per Mile			UNC1X	1L5XX	0.2652																	
	Interoffice Transport - Dedicated - DS1 combination - Facility Termination per month			UNC1X	U1TF1	70.47								143.58	103.88								15.20
	Channelization - Channel System DS1 to DS0 combination - per month			UNC1X	MQ1	105.09								59.97	12.96								
	2-wire ISDN COCI (BRITE) - DS1 to DS0 Channel System combination - per month			UNCNX	UC1CA	2.96								5.91	4.26								
	Additional 2-wire ISDN Loop in same DS1Interoffice Transport Combination - Zone 1		1	UNCNX	U1L2X	22.09								94.21	45.09								15.20
	Additional 2-wire ISDN Loop in same DS1Interoffice Transport Combination - Zone 2		2	UNCNX	U1L2X	35.28								94.21	45.09								15.20
	Additional 2-wire ISDN Loop in same DS1Interoffice Transport Combination - Zone 3		3	UNCNX	U1L2X	65.18								94.21	45.09								15.20
	2-wire ISDN COCI (BRITE) - DS1 to DS0 Channel System combaintaion- per month			UNCNX	UC1CA	2.96								5.91	4.26								
	Nonrecurring Currently Combined Network Elements Switch -As-Is Charge			UNC1X	UNCCC									5.43	5.43								15.20
4-WIRE DS1 DIGITAL EXTENDED LOOP WITH DEDICATED STS-1 INTEROFFICE TRANSPORT (EEL)																							
	First DS1 Loop in STS1 Interoffice Transport Combination - Zone 1		1	UNC1X	USLXX	85.70								169.22	100.89								15.20
	First DS1 Loop in STS1 Interoffice Transport Combination - Zone 2		2	UNC1X	USLXX	194.96								169.22	100.89								15.20
	First DS1 Loop in STS1 Interoffice Transport Combination - Zone 3		3	UNC1X	USLXX	491.94								169.22	100.89								15.20
	Interoffice Transport - Dedicated - STS1 combination - Per Mile Per Month			UNCSX	1L5XX	6.04																	
	Interoffice Transport - Dedicated - STS1 combination - Facility Termination			UNCSX	U1TFS	830.19								296.68	121.16								15.20
	STS1 to DS1 Channel System combination per month			UNCSX	MQ3	201.48								107.05	48.07								
	DS3 Interface Unit (DS1 COCI) combination per month			UNC1X	UC1D1	11.78								5.91	4.26								
	Additional DS1Loop in STS1 Interoffice Transport Combination - Zone 1		1	UNC1X	USLXX	85.70								169.22	100.89								15.20
	Additional DS1Loop in STS1 Interoffice Transport Combination - Zone 2		2	UNC1X	USLXX	194.96								169.22	100.89								15.20
	Additional DS1Loop in STS1 Interoffice Transport Combination - Zone 3		3	UNC1X	USLXX	491.94								169.22	100.89								15.20
	DS3 Interface Unit (DS1 COCI) combination per month			UNC1X	UC1D1	11.78								5.91	4.26								
	Nonrecurring Currently Combined Network Elements Switch -As-Is Charge			UNCSX	UNCCC									5.43	5.43								15.20
4-WIRE 56 KBPS DIGITAL EXTENDED LOOP WITH 56 KBPS INTEROFFICE TRANSPORT (EEL)																							
	4-wire 56 kbps Loop/4-wire 56 kbps Interoffice Transport Combination - Zone 1		1	UNCDX	UDL56	30.99								94.21	45.09								15.20
	4-wire 56 kbps Loop/4-wire 56 kbps Interoffice Transport Combination - Zone 2		2	UNCDX	UDL56	36.78								94.21	45.09								15.20
	4-wire 56 kbps Loop/4-wire 56 kbps Interoffice Transport Combination - Zone 3		3	UNCDX	UDL56	38.92								94.21	45.09								15.20
	Interoffice Transport - Dedicated - 4-wire 56 kbps combination - Per Mile			UNCDX	1L5XX	0.013																	

UNBUNDLED NETWORK ELEMENTS - Louisiana										Attachment: 2		Exhibit: B											
CATEGORY	RATE ELEMENTS	Interim	Zone	BCS	USOC	RATES(\$)	Svc Order Submitted Elec per LSR	Svc Order Submitted Manually per LSR	Incremental Charge - Manual Svc Order vs. Electronic-1st	Incremental Charge - Manual Svc Order vs. Electronic-Add'l	Incremental Charge - Manual Svc Order vs. Electronic-Disc 1st	Incremental Charge - Manual Svc Order vs. Electronic-Disc Add'l	OSS Rates(\$)										
													Rec	Nonrecurring		Nonrecurring Disconnect		SOMEc	SOMAN	SOMAN	SOMAN	SOMAN	SOMAN
													First	Add'l	First	Add'l							
	Interoffice Transport - Dedicated - 4-wire 56 kbps combination - Facility Termination			UNCDX	U1TD5	15.61							72.60	41.75								15.20	
	Nonrecurring Currently Combined Network Elements Switch -As-Is Charge			UNCDX	UNCCC								5.43	5.43								15.20	
4-WIRE 64 KBPS DIGITAL EXTENDED LOOP WITH 64 KBPS INTEROFFICE TRANSPORT (EEL)																							
	4-wire 64 kbps Loop/4-wire 64 kbps Interoffice Transport Combination - Zone 1		1	UNCDX	UDL64	30.99							94.21	45.09								15.20	
	4-wire 64 kbps Loop/4-wire 64 kbps Interoffice Transport Combination - Zone 2		2	UNCDX	UDL64	36.78							94.21	45.09								15.20	
	4-wire 64 kbps Loop/4-wire 64 kbps Interoffice Transport Combination - Zone 3		3	UNCDX	UDL64	38.92							94.21	45.09								15.20	
	Interoffice Transport - Dedicated - 4-wire 64 kbps combination - Per Mile			UNCDX	1L5XX	0.013																	
	Interoffice Transport - Dedicated - 4-wire 64 kbps combination - Facility Termination			UNCDX	U1TD6	15.61							72.60	41.75								15.20	
	Nonrecurring Currently Combined Network Elements Switch -As-Is Charge			UNCDX	UNCCC								5.43	5.43								15.20	
ADDITIONAL NETWORK ELEMENTS																							
When used as a part of a currently combined facility, the non-recurring charges do not apply, but a Switch As Is charge does apply.																							
When used as ordinary combined network elements in Louisiana, the non-recurring charges apply and the Switch As Is Charge does not.																							
Access to DCS - Customer Reconfiguration (FlexServ)																							
Node (SynchroNet)																							
Nonrecurring Currently Combined Network Elements "Switch As Is" Charge (One applies to each combination)																							
	Nonrecurring Currently Combined Network Elements Switch -As-Is Charge - 2 wire/4-Wire VG			UNCVX	UNCCC								5.43	5.43								15.20	
	Nonrecurring Currently Combined Network Elements Switch -As-Is Charge - 56/64 kbps			UNCDX	UNCCC								5.43	5.43								15.20	
	Nonrecurring Currently Combined Network Elements Switch -As-Is Charge - DS1			UNC1X	UNCCC								5.43	5.43								15.20	
	Nonrecurring Currently Combined Network Elements Switch -As-Is Charge - DS3			UNC3X	UNCCC								5.43	5.43								15.20	
	Nonrecurring Currently Combined Network Elements Switch -As-Is Charge - STS1			UNCSX	UNCCC								5.43	5.43								15.20	
NOTE: Local Channel - Dedicated Transport - minimum billing period - Below DS3=one month, DS3 and above=four months																							
	Local Channel - Dedicated - 2-Wire Voice Grade Zone 1		1	UNCVX	ULDV2	18.32							187.51	32.21								15.20	
	Local Channel - Dedicated - 4-Wire Voice Grade Zone 1		1	UNCVX	ULDV4	19.41							187.94	32.63								15.20	
	Local Channel - Dedicated - DS1 per month Zone 1		1	UNC1X	ULDF1	39.18							172.34	149.27								15.20	
	Local Channel - Dedicated -DS1 Per Month Zone 2		2	UNC1X	ULDF1	121.58							172.34	149.27								15.20	
	Local Channel - Dedicated - DS1 - Per Month Zone 3		3	UNC1X	ULDF1	70.02							172.34	149.27								15.20	
	Local Channel - Dedicated - DS3 - Per Mile per month			UNC3X	1L5NC	7.82																	
	Local Channel - Dedicated - DS3 - Facility Termination per month			UNC3X	ULDF3	469.44							438.46	256.30								15.20	
	Local Channel - Dedicated - STS-1 - Per Mile per month			UNCSX	1L5NC	7.82																15.20	
	Local Channel - Dedicated - STS-1 - Facility Termination per month			UNCSX	ULDFS	457.22							438.46	256.30									
UNBUNDLED LOCAL EXCHANGE SWITCHING(PORTS)																							
Exchange Ports																							
NOTE: Although the Port Rate includes all available features in GA, KY, LA & TN, the desired features will need to be ordered using retail USOCs																							
2-WIRE VOICE GRADE LINE PORT RATES (RES)																							
	Exchange Ports - 2-Wire Analog Line Port- Res.			UEPSR	UEPRL	1.52							2.31	2.21								15.20	
	Exchange Ports - 2-Wire Analog Line Port with Caller ID - Res.			UEPSR	UEPRC	1.52							2.31	2.21								15.20	
	Exchange Ports - 2-Wire Analog Line Port outgoing only - Res.			UEPSR	UEPRO	1.52							2.31	2.21								15.20	
	Exchange Ports - 2-Wire VG unbundled LA extended local dialing parity Port with Caller ID - Res.			UEPSR	UEPAS	1.52							2.31	2.21								15.20	
	Exchange Ports - 2-Wire VG unbundled Louisiana Area Plus with Caller ID - Res (RUL)			UEPSR	UEPAG	1.52							2.31	2.21								15.20	

UNBUNDLED NETWORK ELEMENTS - Louisiana											Attachment: 2		Exhibit: B			
CATEGORY	RATE ELEMENTS	Interim	Zone	BCS	USOC	RATES(\$)			Svc Order Submitted Elec per LSR	Svc Order Submitted Manually per LSR	Incremental Charge - Manual Svc Order vs. Electronic-1st	Incremental Charge - Manual Svc Order vs. Electronic-Add'l	Incremental Charge - Manual Svc Order vs. Electronic-Disc 1st	Incremental Charge - Manual Svc Order vs. Electronic-Disc Add'l		
						Rec	Nonrecurring								Nonrecurring Disconnect	
							First	Add'l	First	Add'l	SOMEc	SOMAN	SOMAN	SOMAN	SOMAN	SOMAN
	Exchange Ports - 2-Wire VG unbundled res, low usage line port with Caller ID (LUM)			UEPSR	UEPAP	1.52	2.31	2.21				15.20				
	Subsequent Activity			UEPSR	USASC	0.00	0.00	0.00				15.20				
	FEATURES															
	All Available Vertical Features			UEPSR	UEPVF	0.00	0.00	0.00				15.20				
	2-WIRE VOICE GRADE LINE PORT RATES (BUS)															
	Exchange Ports - 2-Wire Analog Line Port without Caller ID - Bus			UEPSB	UEPBL	1.52	2.31	2.21				15.20				
	Exchange Ports - 2-Wire VG unbundled Line Port with unbundled port with Caller+E484 ID - Bus.			UEPSB	UEPBC	1.52	2.31	2.21				15.20				
	Exchange Ports - 2-Wire Analog Line Port outgoing only - Bus.			UEPSB	UEPBO	1.52	2.31	2.21				15.20				
	Exchange Ports - 2-Wire VG unbundled LA extended local dialing parity Port with Caller ID - Bus.			UEPSB	UEPAX	1.52	2.31	2.21				15.20				
	Exchange Ports - 2-Wire VG unbundled incoming only port with Caller ID - Bus			UEPSB	UEPB1	1.52	2.31	2.21				15.20				
	Exchange Ports - 2-Wire VG unbundled Louisiana Bus Area Calling Port with Caller ID - Bus (BUC)			UEPSB	UEPAA	1.52	2.31	2.21				15.20				
	Subsequent Activity			UEPSB	USASC	0.00	0.00	0.00				15.20				
	FEATURES															
	All Available Vertical Features			UEPSB	UEPVF	0.00	0.00	0.00				15.20				
	EXCHANGE PORT RATES (DID & PBX)															
	2-Wire VG Unbundled 2-Way PBX Trunk - Res			UEPSE	UEPRD	1.52	30.37	14.42				15.20				
	2-Wire VG Line Side Unbundled 2-Way PBX Trunk - Bus			UEPSP	UEPPC	1.52	30.37	14.42				15.20				
	2-Wire VG Line Side Unbundled Outward PBX Trunk - Bus			UEPSP	UEPPO	1.52	30.37	14.42				15.20				
	2-Wire VG Line Side Unbundled Incoming PBX Trunk - Bus			UEPSP	UEPP1	1.52	30.37	14.42				15.20				
	2-Wire Analog Long Distance Terminal PBX Trunk - Bus			UEPSP	UEPLD	1.52	30.37	14.42				15.20				
	2-Wire Voice Unbundled 2-Way PBX Louisiana Calling Port			UEPSP	UEPL2	1.52	30.37	14.42				15.20				
	2-Wire Voice Unbundled PBX LD Terminal Ports			UEPSP	UEPLD	1.52	30.37	14.42				15.20				
	2-Wire Vice Unbundled 2-Way PBX Usage Port			UEPSP	UEPXA	1.52	30.37	14.42				15.20				
	2-Wire Voice Unbundled PBX Toll Terminal Hotel Ports			UEPSP	UEPXB	1.52	30.37	14.42				15.20				
	2-Wire Voice Unbundled PBX LD DDD Terminals Port			UEPSP	UEPXC	1.52	30.37	14.42				15.20				
	2-Wire Voice Unbundled PBX LD Terminal Switchboard Port			UEPSP	UEPXD	1.52	30.37	14.42				15.20				
	2-Wire Voice Unbundled PBX LD Terminal Switchboard IDD Capable Port			UEPSP	UEPXE	1.52	30.37	14.42				15.20				
	2-Wire Voice Unbundled 2-Way PBX Louisiana Local Optional Calling Port			UEPSP	UEPKX	1.52	30.37	14.42				15.20				
	2-Wire Voice Unbundled 2-Way PBX Hotel/Hospital Economy Administrative Calling Port			UEPSP	UEPXL	1.52	30.37	14.42				15.20				
	2-Wire Voice Unbundled 2-Way PBX Hotel/Hospital Economy Room Calling Port			UEPSP	UEPXM	1.52	30.37	14.42				15.20				
	2-Wire Voice Unbundled 1-Way Outgoing PBX Hotel/Hospital Discount Room Calling Port			UEPSP	UEPXO	1.52	30.37	14.42				15.20				
	2-Wire Voice Unbundled 1-Way Outgoing PBX Louisiana Local Discount Calling Port			UEPSP	UEPXP	1.52	30.37	14.42				15.20				
	2-Wire Voice Unbundled 1-Way Outgoing PBX Measured Port			UEPSP	UEPXS	1.52	30.37	14.42				15.20				
	Subsequent Activity			UEPSP	USASC	0.00	0.00	0.00				15.20				
	FEATURES															
	All Available Vertical Features			UEPSP	UEPSE	0.00	0.00	0.00				15.20				
	EXCHANGE PORT RATES (COIN)															
	Exchange Ports - Coin Port					1.52	2.31	2.21				15.20				
	NOTE: Transmission/usage charges associated with POTS circuit switched usage will also apply to circuit switched voice and/or circuit switched data transmission by B-Channels associated with 2-wire ISDN ports.															
	NOTE: Access to B Channel or D Channel Packet capabilities will be available only through BFR/New Business Request Process. Rates for the packet capabilities will be determined via the Bona Fide Request/New Business Request Process.															
	UNBUNDLED LOCAL EXCHANGE SWITCHING(PORTS)															
	EXCHANGE PORT RATES (DID & PBX)															
	Exchange Ports - 2-Wire DID Port			UEPEX	UEPP2	8.29	115.85	18.20				15.20				
	Exchange Ports - DDITS Port - 4-Wire DS1 Port with DID capability			UEPDD	UEPDD	68.47	196.18	92.92				15.20				
	Exchange Ports - 2-Wire ISDN Port (See Notes below.)			UEPTX	UEPSX	10.07	70.76	51.46				15.20				

UNBUNDLED NETWORK ELEMENTS - Louisiana											Attachment: 2		Exhibit: B						
CATEGORY	RATE ELEMENTS	Interim	Zone	BCS	USOC	RATES(\$)	Svc Order Submitted Elec per LSR	Svc Order Submitted Manually per LSR	Incremental Charge - Manual Svc Order vs. Electronic-1st	Incremental Charge - Manual Svc Order vs. Electronic-Add'l	Incremental Charge - Manual Svc Order vs. Electronic-Disc 1st	Incremental Charge - Manual Svc Order vs. Electronic-Disc Add'l	OSS Rates(\$)						
													Rec	Nonrecurring First	Nonrecurring Add'l	Nonrecurring Disconnect First	Nonrecurring Disconnect Add'l	SOME C	SOMAN
	All Features Offered			UEPTX UEPSX	UEPVF	0.00													
NOTE: Transmission/usage charges associated with POTS circuit switched usage will also apply to circuit switched voice and/or circuit switched data transmission by B-Channels associated with 2-wire ISDN ports.																			
NOTE: Access to B Channel or D Channel Packet capabilities will be available only through BFR/New Business Request Process. Rates for the packet capabilities will be determined via the Bona Fide Request/New Business Request Process.																			
	Exchange Ports - 2-Wire ISDN Port -- Channel Profiles			UEPTX UEPSX	U1UMA	0.00													
	Exchange Ports - 4-Wire ISDN DS1 Port			UEPEX	UEPEX	94.82													
UNBUNDLED LOCAL SWITCHING, PORT USAGE																			
End Office Switching (Port Usage)																			
	End Office Switching Function, Per MOU					0.001868													
	End Office Trunk Port - Shared, Per MOU					0.00018													
Tandem Switching (Port Usage) (Local or Access Tandem)																			
	Tandem Switching Function Per MOU					0.0001067													
	Tandem Trunk Port - Shared, Per MOU					0.000222													
Common Transport																			
	Common Transport - Per Mile, Per MOU					0.0000032													
	Common Transport - Facilities Termination Per MOU					0.0003748													
UNBUNDLED PORT/LOOP COMBINATIONS - COST BASED RATES																			
Cost Based Rates are applied where BellSouth is required by FCC and/or State Commission rule to provide Unbundled Local Switching or Switch Ports.																			
Features shall apply to the Unbundled Port/Loop Combination - Cost Based Rate section in the same manner as they are applied to the Stand-Alone Unbundled Port section of this Rate Exhibit.																			
End Office and Tandem Switching Usage and Common Transport Usage rates in the Port section of this rate exhibit shall apply to all combinations of loop/port network elements except for UNE Coin Port/Loop Combinations.																			
For Georgia, Kentucky, Louisiana, Mississippi, South Carolina and Tennessee, the recurring UNE Port and Loop charges listed apply to Currently Combined and Not Currently Combined Combos. The first and additional Port nonrecurring charges apply to Not Currently Combined Combos for all states. In GA, KY, LA, MS, SC and TN these nonrecurring charges are commission ordered cost based rates and in AL, FL and NC these nonrecurring charges are Market Rates and are also listed in the Market Rate section.																			
For Currently Combined Combos in all other states, the nonrecurring charges shall be those identified in the Nonrecurring - Currently Combined sections.																			
2-WIRE VOICE GRADE LOOP WITH 2-WIRE LINE PORT (RES)																			
UNE Port/Loop Combination Rates																			
	2-Wire VG Loop/Port Combo - Zone 1		1			13.13													
	2-Wire VG Loop/Port Combo - Zone 2		2			23.75													
	2-Wire VG Loop/Port Combo - Zone 3		3			49.62													
UNE Loop Rates																			
	2-Wire Voice Grade Loop (SL1) - Zone 1		1	UEPRX	UEPLX	11.77													
	2-Wire Voice Grade Loop (SL1) - Zone 2		2	UEPRX	UEPLX	22.39													
	2-Wire Voice Grade Loop (SL1) - Zone 3		3	UEPRX	UEPLX	48.26													
2-Wire Voice Grade Line Port Rates (Res)																			
	2-Wire voice unbundled port - residence			UEPRX	UEPRL	1.36													
	2-Wire voice unbundled port with Caller ID - res			UEPRX	UEPRC	1.36													
	2-Wire voice unbundled port outgoing only - res			UEPRX	UEPRO	1.36													
	2-Wire voice Grade unbundled Louisiana extended local dialing parity port with Caller ID - res			UEPRX	UEPAS	1.36													
	2-Wire voice unbundled Louisiana Area Plus with Caller ID - res (RUL)			UEPRX	UEPAG	1.36													
	2-Wire voice unbundles res, low usage line port with Caller ID (LUM)			UEPRX	UEPAP	1.36													
FEATURES																			
	All Features Offered			UEPRX	UEPVF	0.00													
LOCAL NUMBER PORTABILITY																			
	Local Number Portability (1 per port)			UEPRX	LNPCX	0.35													
NONRECURRING CHARGES (NRCs) - CURRENTLY COMBINED																			
	2-Wire Voice Grade Loop / Line Port Combination - Conversion - Switch-as-is			UEPRX	USAC2														
	2-Wire Voice Grade Loop / Line Port Combination - Conversion - Switch with change			UEPRX	USACC														
ADDITIONAL NRCs																			
	2-Wire Voice Grade Loop/Line Port Combination - Subsequent Activity			UEPRX	USAS2	0.00													
2-WIRE VOICE GRADE LOOP WITH 2-WIRE LINE PORT (BUS)																			
UNE Port/Loop Combination Rates																			
	2-Wire VG Loop/Port Combo - Zone 1		1			13.13													
	2-Wire VG Loop/Port Combo - Zone 2		2			23.75													
	2-Wire VG Loop/Port Combo - Zone 3		3			49.62													
UNE Loop Rates																			
	2-Wire Voice Grade Loop (SL1) - Zone 1		1	UEPRX	UEPLX	11.77													
	2-Wire Voice Grade Loop (SL1) - Zone 2		2	UEPRX	UEPLX	22.39													
	2-Wire Voice Grade Loop (SL1) - Zone 3		3	UEPRX	UEPLX	48.26													

UNBUNDLED NETWORK ELEMENTS - Louisiana											Attachment: 2		Exhibit: B										
CATEGORY	RATE ELEMENTS	Interim	Zone	BCS	USOC	RATES(\$)	Svc Order Submitted Elec per LSR	Svc Order Submitted Manually per LSR	Incremental Charge - Manual Svc Order vs. Electronic-1st	Incremental Charge - Manual Svc Order vs. Electronic-Add'l	Incremental Charge - Manual Svc Order vs. Electronic-Disc 1st	Incremental Charge - Manual Svc Order vs. Electronic-Disc Add'l	OSS Rates(\$)										
													Rec	Nonrecurring		Nonrecurring Disconnect		SOMEc	SOMAN	SOMAN	SOMAN	SOMAN	SOMAN
													First	Add'l	First	Add'l							
2-Wire Voice Grade Line Port Rates (BUS - PBX)																							
	Line Side Unbundled Combination 2-Way PBX Trunk Port - Bus			UEPPX	UEPPC	1.36							66.91	31.29									15.20
	Line Side Unbundled Outward PBX Trunk Port - Bus			UEPPX	UEPPO	1.36							66.91	31.29									15.20
	Line Side Unbundled Incoming PBX Trunk Port - Bus			UEPPX	UEPP1	1.36							66.91	31.29									15.20
	2-Wire Voice Unbundled 2-Way Combination PBX Louisiana Calling Port			UEPPX	UEPL2	1.36							66.91	31.29									15.20
	2-Wire Voice Unbundled PBX LD Terminal Ports			UEPPX	UEPLD	1.36							66.91	31.29									15.20
	2-Wire Voice Unbundled 2-Way Combination PBX Usage Port			UEPPX	UEPXA	1.36							66.91	31.29									15.20
	2-Wire Voice Unbundled PBX Toll Terminal Hotel Ports			UEPPX	UEPXB	1.36							66.91	31.29									15.20
	2-Wire Voice Unbundled PBX LD DDD Terminals Port			UEPPX	UEPXC	1.36							66.91	31.29									15.20
	2-Wire Voice Unbundled PBX LD Terminal Switchboard Port			UEPPX	UEPXD	1.36							66.91	31.29									15.20
	2-Wire Voice Unbundled PBX LD Terminal Switchboard IDD Capable Port			UEPPX	UEPXE	1.36							66.91	31.29									15.20
	2-Wire Voice Unbundled 2-Way PBX Louisiana Local Optional Calling Port			UEPPX	UEPKX	1.36							66.91	31.29									15.20
	2-Wire Voice Unbundled 2-Way PBX Hotel/Hospital Economy Administrative Calling Port			UEPPX	UEPXL	1.36							66.91	31.29									15.20
	2-Wire Voice Unbundled 2-Way PBX Hotel/Hospital Economy Room Calling Port			UEPPX	UEPXM	1.36							66.91	31.29									15.20
	2-Wire Voice Unbundled 1-Way Outgoing PBX Hotel/Hospital Discount Room Calling Port			UEPPX	UEPXO	1.36							66.91	31.29									15.20
	2-Wire Voice Unbundled 1-Way Outgoing PBX Louisiana Local Discount Calling Port			UEPPX	UEPXP	1.36							66.91	31.29									15.20
	2-Wire Voice Unbundled 1-Way Outgoing PBX Measured Port			UEPPX	UEPXS	1.36							66.91	31.29									15.20
LOCAL NUMBER PORTABILITY																							
	Local Number Portability (1 per port)			UEPPX	LNPCP	3.15							0.00	0.00									15.20
FEATURES																							
	All Features Offered			UEPPX	UEPVF	0.00							0.00	0.00									15.20
NONRECURRING CHARGES (NRCs) - CURRENTLY COMBINED																							
	2-Wire Voice Grade Loop/ Line Port Combination (PBX) - Conversion - Switch-As-Is			UEPPX	USAC2								7.68	1.85									15.20
	2-Wire Voice Grade Loop/ Line Port Combination (PBX) - Conversion - Switch with Change			UEPPX	USACC								7.68	1.85									15.20
ADDITIONAL NRCs																							
	2-Wire Voice Grade Loop/ Line Port Combination (PBX) - Subsequent Activity			UEPPX	USAS2	0.00							0.00	0.00									15.20
	PBX Subsequent Activity - Change/Rearrange Multiline Hunt Group												7.11	7.11									15.20
2-WIRE VOICE GRADE LOOP WITH 2-WIRE ANALOG LINE COIN PORT																							
UNE Port/Loop Combination Rates																							
	2-Wire VG Coin Port/Loop Combo - Zone 1		1										13.13										
	2-Wire VG Coin Port/Loop Combo - Zone 2		2										23.75										
	2-Wire VG Coin Port/Loop Combo - Zone 3		3										49.62										
UNE Loop Rates																							
	2-Wire Voice Grade Loop (SL1) - Zone 1		1	UEPCO	UEPLX								11.77										
	2-Wire Voice Grade Loop (SL1) - Zone 2		2	UEPCO	UEPLX								22.39										
	2-Wire Voice Grade Loop (SL1) - Zone 3		3	UEPCO	UEPLX								48.26										
2-Wire Voice Grade Line Ports (COIN)																							
	2-Wire Coin 2-Way without Operator Screening and without Blocking (AL, KY, LA, MS)			UEPCO	UEPRF	1.36							38.85	19.08									15.20
	2-Wire Coin 2-Way with Operator Screening and Blocking: 011, 900/976, 1+DDD (AL, KY, LA, MS)			UEPCO	UEPRA	1.36							38.85	19.08									15.20
	2-Wire Coin 2-Way with Operator Screening and 011 Blocking (AL, LA, MS)			UEPCO	UEPRB	1.36							38.85	19.08									15.20
	2-Wire Coin 2-Way with Operator Screening & Blocking: 900/976, 1+DDD, 011+, & Local (AL, KY, LA, MS)			UEPCO	UEPCD	1.36							38.85	19.08									15.20
	2-Wire Coin Outward without Blocking and without Operator Screening (KY, LA, MS)			UEPCO	UEPRN	1.36							38.85	19.08									15.20

UNBUNDLED NETWORK ELEMENTS - Louisiana										Attachment: 2		Exhibit: B			
CATEGORY	RATE ELEMENTS	Interim	Zone	BCS	USOC	RATES(\$)		Svc Order Submitted Elec per LSR	Svc Order Submitted Manually per LSR	Incremental Charge - Manual Svc Order vs. Electronic-1st	Incremental Charge - Manual Svc Order vs. Electronic-Add'l	Incremental Charge - Manual Svc Order vs. Electronic-Disc 1st	Incremental Charge - Manual Svc Order vs. Electronic-Disc Add'l		
						Rec	Nonrecurring							Nonrecurring Disconnect	
						First	Add'l	First	Add'l	SOME C	SOMAN	SOMAN	SOMAN	SOMAN	SOMAN
	2-Wire Coin Outward with Operator Screening and 011 Blocking (LA)			UEPCO	UEPLA	1.36	38.85	19.08			15.20				
	2-Wire Coin Outward with Operator Screening and Blocking: 011, 900/976, 1+DDD (AL, KY, LA, MS)			UEPCO	UEPRH	1.36	38.85	19.08			15.20				
	2-Wire Coin Outward Operator Screening & Blocking: 900/976, 1+DDD, 011+, and Local (AL, KY, LA, MS)			UEPCO	UEPCN	1.36	38.85	19.08			15.20				
	2-Wire Coin 2-Way Smartline with 900/976 (Louisiana only)			UEPCO	UEPNA	1.36	38.85	19.08			15.20				
	2-Wire Coin Outward Smartline with 900/976 (Louisiana only)			UEPCO	UEPCB	1.36	38.85	19.08			15.20				
	ADDITIONAL UNE COIN PORT/LOOP (RC)														
	UNE Coin Port/Loop Combo Usage (Flat Rate)			UEPCO	URECU	1.81	0.00	0.00			15.20				
	LOCAL NUMBER PORTABILITY														
	Local Number Portability (1 per port)			UEPCO	LNPCX	0.35									
	NONRECURRING CHARGES - CURRENTLY COMBINED														
	2-Wire Voice Grade Loop / Line Port Combination - Conversion - Switch-as-is			UEPCO	USAC2		0.10	0.10			15.20				
	2-Wire Voice Grade Loop / Line Port Combination - Conversion - Switch with change			UEPCO	USACC		0.10	0.10			15.20				
	ADDITIONAL NRCS														
	2-Wire Voice Grade Loop/Line Port Combination - Subsequent Activity			UEPCO	USAS2		0.00	0.00			15.20				
	UNBUNDLED REMOTE CALL FORWARDING - RES														
	Non-Recurring														
	UNBUNDLED REMOTE CALL FORWARDING - Bus														
	Unbundled Remote Call Forwarding, InterState/Intra LATA-Bus			UEPVB	UEPVJ	1.52	2.31	2.21			15.20				
	Non-Recurring														
	2-WIRE VOICE LOOP/ 2WIRE VOICE GRADE IO TRANSPORT/ 2-WIRE LINE PORT (RES)														
	2-WIRE VOICE LOOP/ 2WIRE VOICE GRADE IO TRANSPORT/ 2-WIRE LINE PORT (BUS)														
	UNBUNDLED PORT/LOOP COMBINATIONS - COST BASED RATES														
	2-WIRE VOICE GRADE LOOP- BUS ONLY - WITH 2-WIRE DID TRUNK PORT														
	UNE Port/Loop Combination Rates														
	2-Wire VG Loop/2-Wire DID Trunk Port Combo - UNE Zone 1		1				23.20								
	2-Wire VG Loop/2-Wire DID Trunk Port Combo - UNE Zone 2		2				33.62								
	2-Wire VG Loop/2-Wire DID Trunk Port Combo - UNE Zone 3		3				58.73								
	UNE Loop Rates														
	2-Wire Analog Voice Grade Loop - (SL2) - UNE Zone 1		1	UEPPX	UECD1		14.93				15.20				
	2-Wire Analog Voice Grade Loop - (SL2) - UNE Zone 2		2	UEPPX	UECD1		25.35				15.20				
	2-Wire Analog Voice Grade Loop - (SL2) - UNE Zone 3		3	UEPPX	UECD1		50.46				15.20				
	UNE Port Rate														
	Exchange Ports - 2-Wire DID Port			UEPPX	UEPD1	8.27	217.95	83.92			15.20				
	NONRECURRING CHARGES - CURRENTLY COMBINED														
	2-Wire Voice Grade Loop / 2-Wire DID Trunk Port Combination - Switch-as-is			UEPPX	USAC1		7.10	1.81			15.20				
	2-Wire Voice Grade Loop / 2-Wire DID Trunk Port Conversion with BellSouth Allowable Changes			UEPPX	USA1C		7.10	1.81			15.20				
	ADDITIONAL NRCS														
	2-Wire DID Subsequent Activity - Add Trunks, Per Trunk			UEPPX	USAS1		26.01	26.01			15.20				
	Telephone Number/Trunk Group Establishment Charges														
	DID Trunk Termination (One Per Port)			UEPPX	NDT	0.00	0.00	0.00			15.20				
	Additional DID Numbers for each Group of 20 DID Numbers			UEPPX	ND4	0.00	0.00	0.00			15.20				
	DID Numbers, Non- consecutive DID Numbers , Per Number			UEPPX	ND5	0.00	0.00	0.00			15.20				
	Reserve Non-Consecutive DID numbers			UEPPX	ND6	0.00	0.00	0.00			15.20				
	Reserve DID Numbers			UEPPX	NDV	0.00	0.00	0.00			15.20				
	LOCAL NUMBER PORTABILITY														
	Local Number Portability (1 per port)			UEPPX	LNPCP	3.15	0.00	0.00							
	2-WIRE ISDN DIGITAL GRADE LOOP WITH 2-WIRE ISDN DIGITAL LINE SIDE PORT														
	UNE Port/Loop Combination Rates														
	2W ISDN Digital Grade Loop/2W ISDN Digital Line Side Port - UNE Zone 1		1	UEPPB	UEPPR		27.48								

UNBUNDLED NETWORK ELEMENTS - Louisiana											Attachment: 2		Exhibit: B							
CATEGORY	RATE ELEMENTS	Interim	Zone	BCS	USOC	RATES(\$)	Svc Order Submitted Elec per LSR	Svc Order Submitted Manually per LSR	Incremental Charge - Manual Svc Order vs. Electronic-1st	Incremental Charge - Manual Svc Order vs. Electronic-Add'l	Incremental Charge - Manual Svc Order vs. Electronic-Disc 1st	Incremental Charge - Manual Svc Order vs. Electronic-Disc Add'l	OSS Rates(\$)							
													Rec	Nonrecurring		Nonrecurring Disconnect		SOMEc	SOMAN	SOMAN
													First	Add'l	First	Add'l				
	2W ISDN Digital Grade Loop/2W ISDN Digital Line Side Port - UNE Zone 2		2	UEPPB UEPPR		40.34														
	2W ISDN Digital Grade Loop/2W ISDN Digital Line Side Port - UNE Zone 3		3	UEPPB UEPPR		70.99														
UNE Loop Rates																				
	2-Wire ISDN Digital Grade Loop - UNE Zone 1		1	UEPPB UEPPR USL2X		19.09												15.20		
	2-Wire ISDN Digital Grade Loop - UNE Zone 2		2	UEPPB UEPPR USL2X		31.95												15.20		
	2-Wire ISDN Digital Grade Loop - UNE Zone 3		3	UEPPB UEPPR USL2X		62.60												15.20		
UNE Port Rate																				
	Exchange Port - 2-Wire ISDN Line Side Port			UEPPB UEPPR UEPPB		8.39	184.10	128.42										15.20		
NONRECURRING CHARGES - CURRENTLY COMBINED																				
	2-Wire ISDN Digital Grade Loop / 2-Wire ISDN Line Side Port Combination - Conversion			UEPPB UEPPR USACB		0.00	37.40	26.23										15.20		
ADDITIONAL NRCs																				
LOCAL NUMBER PORTABILITY																				
	Local Number Portability (1 per port)			UEPPB UEPPR LNPCX		0.35	0.00	0.00												
B-CHANNEL USER PROFILE ACCESS:																				
	CVS/CSD (DMS/5ESS)			UEPPB UEPPR U1UCA		0.00	0.00	0.00												
	CVS (EWSD)			UEPPB UEPPR U1UCB		0.00	0.00	0.00												
	CSD			UEPPB UEPPR U1UCC		0.00	0.00	0.00												
B-CHANNEL AREA PLUS USER PROFILE ACCESS: (AL,KY,LA,MS SC,MS, & TN)																				
	CVS/CSD (DMS/5ESS)			UEPPB UEPPR U1UCD		0.00	0.00	0.00												
	CVS (EWSD)			UEPPB UEPPR U1UCE		0.00	0.00	0.00												
	CSD			UEPPB UEPPR U1UCF		0.00	0.00	0.00												
USER TERMINAL PROFILE																				
	User Terminal Profile (EWSD only)			UEPPB UEPPR U1UMA		0.00	0.00	0.00												
VERTICAL FEATURES																				
	All Vertical Features - One per Channel B User Profile			UEPPB UEPPR UEPVF		0.00	0.00	0.00										15.20		
INTEROFFICE CHANNEL MILEAGE																				
	Interoffice Channel mileage each, including first mile and facilities termination			UEPPB UEPPR M1GNC		22.613	39.36	26.62										15.20		
	Interoffice Channel mileage each, additional mile			UEPPB UEPPR M1GNM		0.013	0.00	0.00										15.20		
4-WIRE DS1 DIGITAL LOOP WITH 4-WIRE ISDN DS1 DIGITAL TRUNK PORT																				
UNE Port/Loop Combination Rates																				
	4W DS1 Digital Loop/4W ISDN DS1 Digital Trunk Port - UNE Zone 1		1	UEPPP		180.52														
	4W DS1 Digital Loop/4W ISDN DS1 Digital Trunk Port - UNE Zone 2		2	UEPPP		289.78														
	4W DS1 Digital Loop/4W ISDN DS1 Digital Trunk Port - UNE Zone 3		3	UEPPP		586.76														
UNE Loop Rates																				
	4-Wire DS1 Digital Loop - UNE Zone 1		1	UEPPP USL4P		85.70												15.20		
	4-Wire DS1 Digital Loop - UNE Zone 2		2	UEPPP USL4P		194.96												15.20		
	4-Wire DS1 Digital Loop - UNE Zone 3		3	UEPPP USL4P		491.94												15.20		
UNE Port Rate																				
	Exchange Ports - 4-Wire ISDN DS1 Port			UEPPP UEPPP		94.82	443.08	251.60										15.20		
NONRECURRING CHARGES - CURRENTLY COMBINED																				
	4-Wire DS1 Digital Loop / 4-Wire ISDN DS1 Digital Trunk Port Combination - Conversion -Switch-as-is			UEPPP USACP		0.00	115.63	76.29										15.20		
ADDITIONAL NRCs																				
	4-Wire DS1 Loop/4-W ISDN Digtl Trk Port - Subsqct Actvy-Inward/two way tel nos within Std Allowance (except NC)			UEPPP PR7TF			0.48											15.20		
	4-Wire DS1 Loop / 4-Wire ISDN DS1 Digital Trunk Port - Outward Tel Numbers (All States except NC)			UEPPP PR7TO			11.18	11.18										15.20		
	4-Wire DS1 Loop / 4-Wire ISDN DS1 Digital Trk Port - Subsequent Inward Tel Nos Above Std Allowance			UEPPP PR7ZT			22.35	22.35										15.20		
LOCAL NUMBER PORTABILITY																				
	Local Number Portability (1 per port)			UEPPP LNPCN		1.75														

UNBUNDLED NETWORK ELEMENTS - Louisiana										Attachment: 2		Exhibit: B										
CATEGORY	RATE ELEMENTS	Interim	Zone	BCS	USOC	RATES(\$)	Svc Order Submitted Elec per LSR	Svc Order Submitted Manually per LSR	Incremental Charge - Manual Svc Order vs. Electronic-1st	Incremental Charge - Manual Svc Order vs. Electronic-Add'l	Incremental Charge - Manual Svc Order vs. Electronic-Disc 1st	Incremental Charge - Manual Svc Order vs. Electronic-Disc Add'l	OSS Rates(\$)									
													Rec	Nonrecurring		Nonrecurring Disconnect		SOMEc	SOMAN	SOMAN	SOMAN	SOMAN
													First	Add'l	First	Add'l						
INTERFACE (Provisioning Only)																						
	Voice/Data			UEPPP	PR71V	0.00																
	Digital Data			UEPPP	PR71D	0.00																
	Inward Data			UEPPP	PR71E	0.00																
New or Additional "B" Channel																						
	New or Additional - Voice/Data B Channel			UEPPP	PR7BV	0.00																
	New or Additional - Digital Data B Channel			UEPPP	PR7BF	0.00																
	New or Additional Inward Data B Channel			UEPPP	PR7BD	0.00																
CALL TYPES																						
	Inward			UEPPP	PR7C1	0.00																
	Outward			UEPPP	PR7C0	0.00																
	Two-way			UEPPP	PR7CC	0.00																
Interoffice Channel Mileage																						
	Fixed Each Including First Mile			UEPPP	1LN1A	70.7352																
	Each Airline-Fractional Additional Mile			UEPPP	1LN1B	0.2652																
4-WIRE DS1 DIGITAL LOOP WITH 4-WIRE DDITS TRUNK PORT																						
UNE Port/Loop Combination Rates																						
	4W DS1 Digital Loop/4W DDITS Trunk Port - UNE Zone 1		1	UEPDC		154.17																
	4W DS1 Digital Loop/4W DDITS Trunk Port - UNE Zone 2		2	UEPDC		263.43																
	4W DS1 Digital Loop/4W DDITS Trunk Port - UNE Zone 3		3	UEPDC		560.41																
UNE Loop Rates																						
	4-Wire DS1 Digital Loop - UNE Zone 1		1	UEPDC	USLDC	85.70																
	4-Wire DS1 Digital Loop - UNE Zone 2		2	UEPDC	USLDC	194.96																
	4-Wire DS1 Digital Loop - UNE Zone 3		3	UEPDC	USLDC	491.94																
UNE Port Rate																						
	4-Wire DDITS Digital Trunk Port			UEPDC	UDD1T	68.47																
NONRECURRING CHARGES - CURRENTLY COMBINED																						
	4-Wire DS1 Digital Loop / 4-Wire DDITS Trunk Port Combination - Switch-as-is			UEPDC	USAC4																	
	4-Wire DS1 Digital Loop / 4-Wire DDITS Trunk Port Combination - Conversion with DS1 Changes			UEPDC	USAWA																	
	4-Wire DS1 Digital Loop / 4-Wire DDITS Trunk Port Combination - Conversion with Change - Trunk			UEPDC	USAWB																	
ADDITIONAL NRCs																						
	4-Wire DS1 Loop / 4-Wire DDITS Trunk Port - NRC - Subsequent Channel Activation/Chan - 2-Way Trunk			UEPDC	UDTTA																	
	4-Wire DS1 Loop / 4-Wire DDITS Trunk Port - Subsequent Channel Activation/Chan - 1-Way Outward Trunk			UEPDC	UDTTB																	
	4-Wire DS1 Loop / 4-Wire DDITS Trunk Port - Subsqnt Channel Activation/Chan - Inward Trunk w/out DID			UEPDC	UDTTC																	
	4-Wire DS1 Loop / 4-Wire DDITS Trunk Port - Subsqnt Chan Activation Per Chan - Inward Trunk with DID			UEPDC	UDTTD																	
	4-Wire DS1 Loop / 4-Wire DDITS Trunk Port - Subsqnt Chan Activation / Chan - 2-Way DID w User Trans			UEPDC	UDTTE																	
BIPOLAR 8 ZERO SUBSTITUTION																						
	B8ZS - Superframe Format			UEPDC	CCOSF																	
	B8ZS - Extended Superframe Format			UEPDC	CCOEF																	
Alternate Mark Inversion																						
	AMI - Superframe Format			UEPDC	MCOSF																	
	AMI - Extended SuperFrame Format			UEPDC	MCOPO																	
Telephone Number/Trunk Group Establishment Charges																						
	Telephone Number for 2-Way Trunk Group			UEPDC	UDTGX	0.00																
	Telephone Number for 1-Way Outward Trunk Group			UEPDC	UDTGY	0.00																
	Telephone Number for 1-Way Inward Trunk Group Without DID			UEPDC	UDTGZ	0.00																
	DID Numbers for each Group of 20 DID Numbers			UEPDC	ND4	0.00																
	DID Numbers, Non- consecutive DID Numbers , Per Number			UEPDC	ND5	0.00																
	Reserve Non-Consecutive DID Nos.			UEPDC	ND6	0.00																
	Reserve DID Numbers			UEPDC	NDV	0.00																
Dedicated DS1 (Interoffice Channel Mileage) - FX/FCO for 4-Wire DS1 Digital Loop with 4-Wire DDITS Trunk Port																						

UNBUNDLED NETWORK ELEMENTS - Louisiana											Attachment: 2		Exhibit: B							
CATEGORY	RATE ELEMENTS	Interim	Zone	BCS	USOC	RATES(\$)	Svc Order Submitted Elec per LSR	Svc Order Submitted Manually per LSR	Incremental Charge - Manual Svc Order vs. Electronic-1st	Incremental Charge - Manual Svc Order vs. Electronic-Add'l	Incremental Charge - Manual Svc Order vs. Electronic-Disc 1st	Incremental Charge - Manual Svc Order vs. Electronic-Disc Add'l	OSS Rates(\$)							
													Rec	Nonrecurring		Nonrecurring Disconnect		SOMEc	SOMAN	SOMAN
													First	Add'l	First	Add'l				
	Interoffice Channel Mileage - Fixed rate 0-8 miles (Facilities Termination)			UEPDC	1LNO1	70.47							86.69	79.44					15.20	
	Interoffice Channel Mileage - Additional rate per mile - 0-8 miles			UEPDC	1LNOA	0.2652							0.00	0.00						
	Interoffice Channel Mileage - Fixed rate 9-25 miles (Facilities Termination)			UEPDC	1LNO2	0.00							0.00	0.00						
	Interoffice Channel Mileage - Additional rate per mile - 9-25 miles			UEPDC	1LNOB	0.2652							0.00	0.00						
	Interoffice Channel Mileage - Fixed rate 25+ miles (Facilities Termination)			UEPDC	1LNO3	0.00							0.00	0.00	0.00					
	Interoffice Channel Mileage - Additional rate per mile - 25+ miles			UEPDC	1LNOc	0.2652							0.00	0.00						
	Local Number Portability, per DSO Activated			UEPDC	LNPCP	3.15							0.00	0.00	0.00					
	Central Office Terminating Point			UEPDC	CTG	0.00														
4-WIRE DS1 LOOP WITH CHANNELIZATION WITH PORT																				
System is 1 DS1 Loop, 1 D4 Channel Bank, and up to 24 Feature Activations																				
Each System can have up to 24 combinations of rates depending on type and number of ports used																				
UNE DS1 Loop																				
	4-Wire DS1 Loop - UNE Zone 1		1	UEPMG	USLDC	85.70							0.00	0.00					15.20	
	4-Wire DS1 Loop - UNE Zone 2		2	UEPMG	USLDC	194.96							0.00	0.00					15.20	
	4-Wire DS1 Loop - UNE Zone 3		3	UEPMG	USLDC	491.94							0.00	0.00					15.20	
UNE DSO Channelization Capacities (D4 Channel Bank Configurations)																				
	24 DSO Channel Capacity - 1 per DS1			UEPMG	VUM24	97.35							0.00	0.00					15.20	
	48 DSO Channel Capacity - 1 per 2 DS1s			UEPMG	VUM48	194.70							0.00	0.00					15.20	
	96 DSO Channel Capacity -1per 4 DS1s			UEPMG	VUM96	389.40							0.00	0.00					15.20	
	144 DSO Channel Capacity - 1 per 6 DS1s			UEPMG	VUM144	584.10							0.00	0.00					15.20	
	192 DSO Channel Capacity -1 per 8 DS1s			UEPMG	VUM192	778.80							0.00	0.00					15.20	
	240 DSO Channel Capacity - 1 per 10 DS1s			UEPMG	VUM240	973.50							0.00	0.00					15.20	
	288 DSO Channel Capacity - 1 per 12 DS1s			UEPMG	VUM288	1,168.20							0.00	0.00					15.20	
	384 DSO Channel Capacity - 1 per 16 DS1s			UEPMG	VUM384	1,557.60							0.00	0.00					15.20	
	480 DSO Channel Capacity - 1 per 20 DS1s			UEPMG	VUM480	1,947.00							0.00	0.00					15.20	
	576 DSO Channel Capacity -1 per 24 DS1s			UEPMG	VUM576	2,336.40							0.00	0.00					15.20	
	672 DSO Channel Capacity - 1 per 28 DS1s			UEPMG	VUM672	2,725.80							0.00	0.00					15.20	
Non-Recurring Charges (NRC) Associated with 4-Wire DS1 Loop with Channelization with Port - Conversion Charge Based on a System																				
A Minimum System configuration is One (1) DS1, One (1) D4 Channel Bank, and Up To 24 DSO Ports with Feature Activations.																				
Multiples of this configuration functioning as one are considered Add'l after the minimum system configuration is counted.																				
	NRC - Conversion (Currently Combined) with or without BellSouth Allowed Changes			UEPMG	USAC4	0.00							146.13	8.12					15.20	
System Additions at End User Locations Where 4-Wire DS1 Loop with Channelization with Port Combination Currently Exists and New (Not Currently Combined) In GA, KY, LA, MS & TN Only																				
	1 DS1/D4 Channel Bank - Add NRC for each Port and Assoc Fea Activation - New GA, LA, KY, MS, & TN Only			UEPMG	VUMD4	0.00							715.54	467.54					15.20	
Bipolar 8 Zero Substitution																				
	Clear Channel Capability Format, superframe - Subsequent Activity Only			UEPMG	CCOSF	0.00							0.00	0.00	605.00				15.20	
	Clear Channel Capability Format - Extended Superframe - Subsequent Activity Only			UEPMG	CCOEF	0.00							0.00	0.00	605.00				15.20	
Alternate Mark Inversion (AMI)																				
	Superframe Format			UEPMG	MCOSF	0.00							0.00	0.00	0.00					
	Extended Superframe Format			UEPMG	MCOPO	0.00							0.00	0.00	0.00					
Exchange Ports Associated with 4-Wire DS1 Loop with Channelization with Port Exchange Ports																				
	Line Side Combination Channelized PBX Trunk Port - Business			UEPPX	UEPCX	1.52							0.00	0.00	0.00	0.00			15.20	
	Line Side Outward Channelized PBX Trunk Port - Business			UEPPX	UEPOX	1.52							0.00	0.00	0.00	0.00			15.20	
	Line Side Inward Only Channelized PBX Trunk Port without DID			UEPPX	UEP1X	1.52							0.00	0.00	0.00	0.00			15.20	
	2-Wire Trunk Side Unbundled Channelized DID Trunk Port			UEPPX	UEPDM	8.29							0.00	0.00	0.00	0.00			15.20	
Feature Activations - Unbundled Loop Concentration																				

UNBUNDLED NETWORK ELEMENTS - Louisiana										Attachment: 2		Exhibit: B			
CATEGORY	RATE ELEMENTS	Interim	Zone	BCS	USOC	RATES(\$)		Svc Order Submitted Elec per LSR	Svc Order Submitted Manually per LSR	Incremental Charge - Manual Svc Order vs. Electronic-1st	Incremental Charge - Manual Svc Order vs. Electronic-Add'l	Incremental Charge - Manual Svc Order vs. Electronic-Disc 1st	Incremental Charge - Manual Svc Order vs. Electronic-Disc Add'l		
						Rec	Nonrecurring							Nonrecurring Disconnect	OSS Rates(\$)
						First	Add'l	First	Add'l	SOMEc	SOMAN	SOMAN	SOMAN	SOMAN	SOMAN
	Feature (Service) Activation for each Line Side Port Terminated in D4 Bank			UEPPX	1PQWM	0.6497	25.36	13.40			15.20				
	Feature (Service) Activation for each Trunk Side Port Terminated in D4 Bank			UEPPX	1PQWU	0.6497	78.05	18.40			15.20				
Telephone Number/ Group Establishment Charges for DID Service															
	DID Trunk Termination (1 per Port)			UEPPX	NDT	0.00	0.00	0.00			15.20				
	DID Numbers - groups of 20 - Valid all States			UEPPX	ND4	0.00	0.00	0.00			15.20				
	Non-Consecutive DID Numbers - per number			UEPPX	ND5	0.00	0.00	0.00			15.20				
	Reserve Non-Consecutive DID Numbers			UEPPX	ND6	0.00	0.00	0.00			15.20				
	Reserve DID Numbers			UEPPX	NDV	0.00	0.00	0.00			15.20				
Local Number Portability															
	Local Number Portability - 1 per port			UEPPX	LNPCP	3.15	0.00	0.00							
FEATURES - Vertical and Optional															
Local Switching Features Offered with Line Side Ports Only															
	All Features Available			UEPPX	UEPVF	0.00	0.00	0.00			15.20				
UNBUNDLED PORT LOOP COMBINATIONS - MARKET RATES															
Market Rates shall apply where BellSouth is not required to provide unbundled local switching or switch ports per FCC and/or State Commission rules.															
These scenarios include:															
1. Unbundled port/loop combinations that are Not Currently Combined in Alabama, Florida and North Carolina.															
2. Unbundled port/loop combinations that are Currently Combined or Not Currently Combined in Zone 1 of the Top 8 MSAs in BellSouth's region for end users with 4 or more DS0 equivalent lines.															
The Top 8 MSAs in BellSouth's region are: FL (Orlando, Ft. Lauderdale, Miami); GA (Atlanta); LA (New Orleans); NC (Greensboro-Winston Salem-Highpoint/Charlotte-Gastonia-Rock Hill); TN (Nashville).															
BellSouth currently is developing the billing capability to mechanically bill the recurring and non-recurring Market Rates in this section except for nonrecurring charges for not currently combined in AL, FL and NC. In the interim where BellSouth cannot bill Market Rates, BellSouth shall bill the rates in the Cost-Based section preceding in lieu of the Market Rates and reserves the right to true-up the billing difference.															
The Market Rate for unbundled ports includes all available features in all states.															
End Office and Tandem Switching Usage and Common Transport Usage rates in the Port section of this rate exhibit shall apply to all combinations of loop/port network elements except for UNE Coin Port/Loop Combinations which have a flat rate usage charge (USOC: URECU).															
For Not Currently Combined scenarios where Market Rates apply, the Nonrecurring charges are listed in the First and Additional NRC columns for each Port USOC. For Currently Combined scenarios, the Nonrecurring charges are listed in the NRC - Currently Combined section. Additional NRCs may apply also and are categorized accordingly.															
2-WIRE VOICE GRADE LOOP WITH 2-WIRE LINE PORT (RES)															
UNE Port/Loop Combination Rates															
	2-Wire VG Loop/Port Combo - Zone 1		1			25.77									
	2-Wire VG Loop/Port Combo - Zone 2		2			36.39									
	2-Wire VG Loop/Port Combo - Zone 3		3			62.26									
UNE Loop Rates															
	2-Wire Voice Grade Loop (SL1) - Zone 1		1	UEPRX	UEPLX	11.77									
	2-Wire Voice Grade Loop (SL1) - Zone 2		2	UEPRX	UEPLX	22.39									
	2-Wire Voice Grade Loop (SL1) - Zone 3		3	UEPRX	UEPLX	48.26									
2-Wire Voice Grade Line Port (Res)															
	2-Wire voice unbundled port - residence			UEPRX	UEPRL	14.00	90.00	90.00			31.92	7.32			
	2-Wire voice unbundled port with Caller ID - res			UEPRX	UEPRC	14.00	90.00	90.00			31.92	7.32			
	2-Wire voice unbundled port outgoing only - res			UEPRX	UEPRO	14.00	90.00	90.00			31.92	7.32			
	2-Wire voice Grade unbundled Louisiana extended local dialing parity port with Caller ID - res			UEPRX	UEPAS	14.00	90.00	90.00			31.92	7.32			
	2-Wire voice unbundled Louisiana Area Plus with Caller ID - res (RUL)			UEPRX	UEPAG	14.00	90.00	90.00			31.92	7.32			
	2-Wire voice unbundled Louisiana Area Plus with Caller ID - res (AC7)			UEPRX	UEPAH	14.00	90.00	90.00			31.92	7.32			
	2-Wire voice unbundles res, low usage line port with Caller ID (LUM)			UEPRX	UEPAP	14.00	90.00	90.00			31.92	7.32			
LOCAL NUMBER PORTABILITY															
	Local Number Portability (1 per port)			UEPRX	LNPCX	0.35									
FEATURES															
	All Features Offered			UEPRX	UEPVF	0.00	0.00	0.00			31.92	7.32			
NONRECURRING CHARGES - CURRENTLY COMBINED															
	2-Wire Voice Grade Loop / Line Port Combination - Switch-as-is			UEPRX	USAC2		41.50	41.50			31.92	7.32			
	2-Wire Voice Grade Loop / Line Port Combination - Switch with change			UEPRX	USACC		41.50	41.50			31.92	7.32			
ADDITIONAL NRCs															

UNBUNDLED NETWORK ELEMENTS - Louisiana										Attachment: 2		Exhibit: B									
CATEGORY	RATE ELEMENTS	Interim	Zone	BCS	USOC	RATES(\$)	Svc Order Submitted Elec per LSR	Svc Order Submitted Manually per LSR	Incremental Charge - Manual Svc Order vs. Electronic-1st	Incremental Charge - Manual Svc Order vs. Electronic-Add'l	Incremental Charge - Manual Svc Order vs. Electronic-Disc 1st	Incremental Charge - Manual Svc Order vs. Electronic-Disc Add'l	OSS Rates(\$)								
													Rec	Nonrecurring		Nonrecurring Disconnect		SOMEc	SOMAN	SOMAN	SOMAN
													First	Add'l	First	Add'l					
	NRC - 2-Wire Voice Grade Loop/Line Port Combination - Subsequent			UEPRX	USAS2								0.00	0.00						31.92	7.32
	2-WIRE VOICE GRADE LOOP WITH 2-WIRE LINE PORT (BUS)																				
	UNE Port/Loop Combination Rates																				
	2-Wire VG Loop/Port Combo - Zone 1		1			25.77															
	2-Wire VG Loop/Port Combo - Zone 2		2			36.39															
	2-Wire VG Loop/Port Combo - Zone 3		3			62.26															
	UNE Loop Rates																				
	2-Wire Voice Grade Loop (SL1) - Zone 1		1	UEPBX	UEPLX	11.77															
	2-Wire Voice Grade Loop (SL1) - Zone 2		2	UEPBX	UEPLX	22.39															
	2-Wire Voice Grade Loop (SL1) - Zone 3		3	UEPBX	UEPLX	48.26															
	2-Wire Voice Grade Line Port (Bus)																				
	2-Wire voice unbundled port without Caller ID - bus			UEPBX	UEPBL	14.00							90.00	90.00						31.92	7.32
	2-Wire voice unbundled port with Caller + E484 ID - bus			UEPBX	UEPBC	14.00							90.00	90.00						31.92	7.32
	2-Wire voice unbundled port outgoing only - bus			UEPBX	UEPBO	14.00							90.00	90.00						31.92	7.32
	2-Wire voice Grade unbundled Louisiana extended local dialing parity port with Caller ID - bus			UEPBX	UEPAX	14.00							90.00	90.00						31.92	7.32
	2-Wire voice unbundled Louisiana Bus Area Calling Port with Caller ID (BUC)			UEPBX	UEPAA	14.00							90.00	90.00						31.92	7.32
	LOCAL NUMBER PORTABILITY																				
	Local Number Portability (1 per port)			UEPBX	LNPCX	0.35															
	NONRECURRING CHARGES - CURRENTLY COMBINED																				
	2-Wire Voice Grade Loop / Line Port Combination - Switch-as-is			UEPBX	USAC2								41.50	41.50						31.92	7.32
	2-Wire Voice Grade Loop / Line Port Combination - Switch with change			UEPBX	USACC								41.50	41.50						31.92	7.32
	ADDITIONAL NRCs																				
	NRC - 2-Wire Voice Grade Loop/Line Port Combination - Subsequent			UEPBX	USAS2								0.00	0.00						31.92	7.32
	2-WIRE VOICE GRADE LOOP WITH 2-WIRE LINE PORT (RES - PBX)																				
	UNE Port/Loop Combination Rates																				
	2-Wire VG Loop/Port Combo - Zone 1		1			25.77															
	2-Wire VG Loop/Port Combo - Zone 2		2			36.39															
	2-Wire VG Loop/Port Combo - Zone 3		3			62.26															
	UNE Loop Rates																				
	2-Wire Voice Grade Loop (SL1) - Zone 1		1	UEPRG	UEPLX	11.77															
	2-Wire Voice Grade Loop (SL1) - Zone 2		2	UEPRG	UEPLX	22.39															
	2-Wire Voice Grade Loop (SL1) - Zone 3		3	UEPRG	UEPLX	48.26															
	2-Wire Voice Grade Line Port Rates (RES - PBX)																				
	2-Wire VG Unbundled Combination 2-Way PBX Trunk Port - Res			UEPRG	UEPRD	14.00							90.00	90.00						31.92	7.32
	LOCAL NUMBER PORTABILITY																				
	Local Number Portability (1 per port)			UEPRG	LNPCP	3.15															
	NONRECURRING CHARGES - CURRENTLY COMBINED																				
	2-Wire Voice Grade Loop/ Line Port Combination - Switch-As-Is			UEPRG	USAC2								41.50	41.50						31.92	7.32
	2-Wire Voice Grade Loop/ Line Port Combination - Switch with Change			UEPRG	USACC								41.50	41.50						31.92	7.32
	ADDITIONAL NRCs																				
	2 Wire Loop/Line Side Port Combination - Non feature - Subsequent Activity - Nonrecurring												0.00	0.00						31.92	7.32
	PBX Subsequent Activity - Change/Rearrange Multiline Hunt Group												14.64	14.64						31.92	7.32
	2-WIRE VOICE GRADE LOOP WITH 2-WIRE LINE PORT (BUS - PBX)																				
	UNE Port/Loop Combination Rates																				
	2-Wire VG Loop/Port Combo - Zone 1		1			25.77															
	2-Wire VG Loop/Port Combo - Zone 2		2			36.39															
	2-Wire VG Loop/Port Combo - Zone 3		3			62.26															
	UNE Loop Rates																				

UNBUNDLED NETWORK ELEMENTS - Louisiana											Attachment: 2		Exhibit: B								
CATEGORY	RATE ELEMENTS	Interim	Zone	BCS	USOC	RATES(\$)	Svc Order Submitted Elec per LSR	Svc Order Submitted Manually per LSR	Incremental Charge - Manual Svc Order vs. Electronic-1st	Incremental Charge - Manual Svc Order vs. Electronic-Add'l	Incremental Charge - Manual Svc Order vs. Electronic-Disc 1st	Incremental Charge - Manual Svc Order vs. Electronic-Disc Add'l	OSS Rates(\$)								
													Rec	Nonrecurring		Nonrecurring Disconnect		SOMEc	SOMAN	SOMAN	SOMAN
													First	Add'l	First	Add'l					
	DID Numbers, Non- consecutive DID Numbers , Per Number			UEPDC	ND5	0.00															
	Reserve Non-Consecutive DID Nos.			UEPDC	ND6	0.00	0.00	0.00													
	Reserve DID Numbers			UEPDC	NDV	0.00	0.00	0.00													
	Dedicated DS1 (Interoffice Channel Mileage) -																				
	FX/FCO for 4-Wire DS1 Digital Loop with 4-Wire DDITS Trunk Port																				
	Interoffice Channel Mileage - Fixed rate 0-8 miles (Facilities Termination)			UEPDC	1LNO1	70.47	86.69	79.44													
	Interoffice Channel Mileage - Additional rate per mile - 0-8 miles			UEPDC	1LNOA	0.2652	0.00	0.00													
	Interoffice Channel Mileage - Fixed rate 9-25 miles (Facilities Termination)			UEPDC	1LNO2	0.00	0.00	0.00													
	Interoffice Channel Mileage - Additional rate per mile - 9-25 miles			UEPDC	1LNOB	0.2652	0.00	0.00													
	Interoffice Channel Mileage - Fixed rate 25+ miles (Facilities Termination)			UEPDC	1LNO3	0.00	0.00	0.00													
	Interoffice Channel Mileage - Additional rate per mile - 25+ miles			UEPDC	1LNOC	0.2652	0.00	0.00													
	Local Number Portability, per DS0 Activated			UEPDC	LNPCP	3.15	0.00	0.00													
	Central Office Terminating Point			UEPDC	CTG	0.00															
	4-WIRE DS1 LOOP WITH CHANNELIZATION WITH PORT																				
	System is 1 DS1 Loop, 1 D4 Channel Bank, and up to 24 Feature Activations																				
	A system can have various rate combinations based on type and number of ports used																				
	UNE DS1 Loop																				
	4-Wire DS1 Loop - UNE Zone 1		1	UEPMG	USLDC	85.70	0.00	0.00													
	4-Wire DS1 Loop - UNE Zone 2		2	UEPMG	USLDC	194.96	0.00	0.00													
	4-Wire DS1 Loop - UNE Zone 3		3	UEPMG	USLDC	491.94	0.00	0.00													
	UNE DSO Channelization Capacities (D4 Channel Bank Configurations)																				
	24 DSO Channel Capacity - 1 per DS1			UEPMG	VUM24	97.35	0.00	0.00													
	48 DSO Channel Capacity - 1 per 2 DS1s			UEPMG	VUM48	194.70	0.00	0.00													
	96 DSO Channel Capacity -1per 4 DS1s			UEPMG	VUM96	389.40	0.00	0.00													
	144 DSO Channel Capacity - 1 per 6 DS1s			UEPMG	VUM144	584.10	0.00	0.00													
	192 DSO Channel Capacity -1 per 8 DS1s			UEPMG	VUM192	778.80	0.00	0.00													
	240 DSO Channel Capacity - 1 per 10 DS1s			UEPMG	VUM240	973.50	0.00	0.00													
	288 DSO Channel Capacity - 1 per 12 DS1s			UEPMG	VUM288	1,168.20	0.00	0.00													
	384 DSO Channel Capacity - 1 per 16 DS1s			UEPMG	VUM384	1,557.60	0.00	0.00													
	480 DSO Channel Capacity - 1 per 20 DS1s			UEPMG	VUM480	1,947.00	0.00	0.00													
	576 DSO Channel Capacity -1 per 24 DS1s			UEPMG	VUM576	2,336.40	0.00	0.00													
	672 DSO Channel Capacity - 1 per 28 DS1s			UEPMG	VUM672	2,725.80	0.00	0.00													
	Non-Recurring Charges (NRC) Associated with 4-Wire DS1 Loop with Channelization with Port - Conversion Charge Based on a System																				
	A Minimum System configuration is One (1) DS1, One (1) D4 Channel Bank, and Up To 24 DSO Ports with Feature Activations.																				
	Multiples of this configuration functioning as one are considered Add'l after the minimum system configuration is counted.																				
	NRC - Conversion (Currently Combined) with or without BellSouth Allowed Changes - Top 8 MSAs Only			UEPMG	USAC4	0.00	450.00	50.00													
	System Additions Where Currently Combined and New (Not Currently Combined)																				
	In Top 8 MSAs and AL, FL, and NC Only																				
	1 DS1/D4 Channel Bank - Add NRC for each Port and Assoc Fea Activation -			UEPMG	VUMD4	0.00	900.00	600.00													
	Bipolar 8 Zero Substitution																				
	Clear Channel Capability Format, superframe - Subsequent Activity Only			UEPMG	CCOSF	0.00	0.00	605.00													
	Clear Channel Capability Format - Extended Superframe - Subsequent Activity Only			UEPMG	CCOEF	0.00	0.00	605.00													
	Alternate Mark Inversion (AMI)																				
	Superframe Format			UEPMG	MCOSE	0.00	0.00	0.00													
	Extended Superframe Format			UEPMG	MCOPO	0.00	0.00	0.00													
	Exchange Ports Associated with 4-Wire DS1 Loop with Channelization with Port																				
	Exchange Ports																				
	Line Side Combination Channelized PBX Trunk Port - Business			UEPPX	UEPCX	14.00	0.00	0.00													

UNBUNDLED NETWORK ELEMENTS - Louisiana											Attachment: 2		Exhibit: B								
CATEGORY	RATE ELEMENTS	Interim	Zone	BCS	USOC	RATES(\$)	Svc Order Submitted Elec per LSR	Svc Order Submitted Manually per LSR	Incremental Charge - Manual Svc Order vs. Electronic-1st	Incremental Charge - Manual Svc Order vs. Electronic-Add'l	Incremental Charge - Manual Svc Order vs. Electronic-Disc 1st	Incremental Charge - Manual Svc Order vs. Electronic-Disc Add'l	OSS Rates(\$)								
													Rec	Nonrecurring		Nonrecurring Disconnect		SOMEc	SOMAN	SOMAN	SOMAN
													First	Add'l	First	Add'l					
	Line Side Outward Channelized PBX Trunk Port - Business			UEPPX	UEPOX	14.00							0.00	0.00				15.20			
	Line Side Inward Only Channelized PBX Trunk Port without DID			UEPPX	UEP1X	14.00							0.00	0.00				15.20			
	2-Wire Trunk Side Unbundled Channelized DID Trunk Port			UEPPX	UEPDM	36.00							0.00	0.00				15.20			
Feature Activations - Unbundled Loop Concentration																					
	Feature (Service) Activation for each Line Side Port Terminated in D4 Bank			UEPPX	1PQWM	0.6497							40.00	20.00				15.20			
	Feature (Service) Activation for each Trunk Side Port Terminated in D4 Bank			UEPPX	1PQWU	0.6497							110.00	30.00				15.20			
Telephone Number/ Group Establishment Charges for DID Service																					
	DID Trunk Termination (1 per Port)			UEPPX	NDT	0.00							0.00	0.00				15.20			
	DID Numbers - groups of 20 - Valid all States			UEPPX	ND4	0.00							0.00	0.00				15.20			
	Non-Consecutive DID Numbers - per number			UEPPX	ND5	0.00							0.00	0.00				15.20			
	Reserve Non-Consecutive DID Numbers			UEPPX	ND6	0.00							0.00	0.00				15.20			
	Reserve DID Numbers			UEPPX	NDV	0.00							0.00	0.00				15.20			
Local Number Portability																					
	Local Number Portability - 1 per port			UEPPX	LNPCP	3.15							0.00	0.00							
FEATURES - Vertical and Optional																					
Local Switching Features Offered with Line Side Ports Only																					
	All Features Available			UEPPX	UEPVF	0.00							0.00	0.00				15.20			
UNBUNDLED CENTREX PORT/LOOP COMBINATIONS - COST BASED RATES																					
1. Cost Based Rates are applied where BellSouth is required by FCC and/or State Commission rule to provide Unbundled Local Switching or Switch Ports.																					
2. Features shall apply to the Unbundled Port/Loop Combination - Cost Based Rate section in the same manner as they are applied to the Stand-Alone Unbundled Port section of this Rate Exhibit.																					
3. End Office and Tandem Switching Usage and Common Transport Usage rates in the Port section of this rate exhibit shall apply to all combinations of loop/port network elements except for UNE Coin Port/Loop Combinations. For Georgia, Kentucky, Louisiana, Mississippi and Tennessee, the recurring UNE Port and Loop charges listed apply to Currently Combined and Not Currently Combined Combos. The the first and additional Port nonrecurring charges apply to Not Currently Combined Combos for all states. In GA, KY, LA, MS and TN these nonrecurring charges are commission ordered cost based rates and in AL, FL, NC and SC these nonrecurring charges are Market Rates and are listed in the Market Rate section. For Currently Combined Combos in all other states, the nonrecurring charges shall be those identified in the Nonrecurring - Currently Combined sections.																					
5. Market Rates for Unbundled Centrex Port/Loop Combination will be negotiated on an Individual Case Basis, until further notice.																					
UNE-P CENTREX - 1AESS - (Valid in AL,FL,GA,KY,LA,MS,&TN only)																					
2-Wire VG Loop/2-Wire Voice Grade Port (Centrex) Combo																					
UNE Port/Loop Combination Rates (Non-Design)																					
	2-Wire VG Loop/2-Wire Voice Grade Port (Centrex) Port Combo - Non-Design		1	UEP91		13.13															
	2-Wire VG Loop/2-Wire Voice Grade Port (Centrex)Port Combo - Non-Design		2	UEP91		23.75															
	2-Wire VG Loop/2-Wire Voice Grade Port (Centrex)Port Combo - Non-Design		3	UEP91		49.62															
UNE Port/Loop Combination Rates (Design)																					
	2-Wire VG Loop/2-Wire Voice Grade Port (Centrex) Port Combo - Design		1	UEP91		16.29															
	2-Wire VG Loop/2-Wire Voice Grade Port (Centrex)Port Combo - Design		2	UEP91		26.71															
	2-Wire VG Loop/2-Wire Voice Grade Port (Centrex)Port Combo - Design		3	UEP91		48.26															
UNE Loop Rate																					
	2-Wire Voice Grade Loop (SL 1) - Zone 1		1	UEP91	UECS1	11.77															
	2-Wire Voice Grade Loop (SL 1) - Zone 2		2	UEP91	UECS1	22.39															
	2-Wire Voice Grade Loop (SL 1) - Zone 3		3	UEP91	UECS1	48.26															
	2-Wire Voice Grade Loop (SL 2) - Zone 1		1	UEP91	UECS2	14.93															
	2-Wire Voice Grade Loop (SL 2) - Zone 2		2	UEP91	UECS2	25.35															
	2-Wire Voice Grade Loop (SL 2) - Zone 3		3	UEP91	UECS2	50.46															
UNE Ports																					
All States (Except North Carolina and Sout Carolina)																					
	2-Wire Voice Grade Port (Centrex) Basic Local Area			UEP91	UEPYA	1.36							38.85	19.08				15.20			
	2-Wire Voice Grade Port (Centrex 800 termination)Basic Local Area			UEP91	UEPYB	1.36							38.85	19.08				15.20			
	2-Wire Voice Grade Port (Centrex with Caller ID)1Basic Local Area			UEP91	UEPYH	1.36							38.85	19.08				15.20			

UNBUNDLED NETWORK ELEMENTS - Louisiana											Attachment: 2		Exhibit: B							
CATEGORY	RATE ELEMENTS	Interim	Zone	BCS	USOC	RATES(\$)	Svc Order Submitted Elec per LSR	Svc Order Submitted Manually per LSR	Incremental Charge - Manual Svc Order vs. Electronic-1st	Incremental Charge - Manual Svc Order vs. Electronic-Add'l	Incremental Charge - Manual Svc Order vs. Electronic-Disc 1st	Incremental Charge - Manual Svc Order vs. Electronic-Disc Add'l	OSS Rates(\$)							
													Rec	Nonrecurring First	Nonrecurring Add'l	Nonrecurring Disconnect First	Nonrecurring Disconnect Add'l	SOMEc	SOMAN	SOMAN
	Unbundled Network Access Register - Outdial			UEP95	UAROx	0.00														
	Miscellaneous Terminations																			
	2-Wire Trunk Side																			
	Trunk Side Terminations, each			UEP95	CEND6	8.29		115.85	18.20											
	4-Wire Digital (1,544 Megabits)																			
	DS1 Circuit Terminations, each			UEP95	M1HD1	68.47		196.18	92.92	4.90										
	DS0 Channels Activated, each			UEP95	M1HDO	0.00		14.06												
	Interoffice Channel Mileage - 2-Wire																			
	Interoffice Channel Facilities Termination			UEP95	MIGBC	22.60		39.36	26.62											
	Interoffice Channel mileage, per mile or fraction of mile			UEP95	MIGBM	0.013														
	Feature Activations (DS0) Centrex Loops on Channelized DS1 Service																			
	D4 Channel Bank Feature Activations																			
	Feature Activation on D-4 Channel Bank Centrex Loop Slot			UEP95	1PQWS	0.6497														
	Feature Activation on D-4 Channel Bank FX line Side Loop Slot			UEP95	1PQW6	0.6497														
	Feature Activation on D-4 Channel Bank FX Trunk Side Loop Slot			UEP95	1PQW7	0.6497														
	Feature Activation on D-4 Channel Bank Centrex Loop Slot - Different Wire Center			UEP95	1PQWP	0.6497														
	Feature Activation on D-4 Channel Bank Private Line Loop Slot			UEP95	1PQWV	0.6497														
	Feature Activation on D-4 Channel Bank Tjje Line/Trunk Loop Slot			UEP95	1PQWQ	0.6497														
	Feature Activation on D-4 Channel Bank WATS Loop Slot			UEP95	1PQWA	0.6497														
	Non-Recurring Charges (NRC) Associated with UNE-P Centrex																			
	NRC Conversion Currently Combined Switch-As-Is with allowed changes, per port			UEP95	USAC2			0.10	0.10											
	Conversion of Existing Centrex Common Block, each			UEP95	USACN			36.66	16.10											
	New Centrex Standard Common Block			UEP95	M1ACS	0.00		680.40												
	New Centrex Customized Common Block			UEP95	M1ACC	0.00		680.40												
	NAR Establishment Charge, Per Occasion			UEP95	URECA	0.00		73.93												
	UNE-P CENTREX - DMS100 (Valid in All States)																			
	2-Wire VG Loop/2-Wire Voice Grade Port (Centrex) Combo																			
	UNE Port/Loop Combination Rates (Non-Design)																			
	2-Wire VG Loop/2-Wire Voice Grade Port (Centrex) Port Combo - Non-Design		1	UEP9D		13.13														
	2-Wire VG Loop/2-Wire Voice Grade Port (Centrex)Port Combo - Non-Design		2	UEP9D		23.75														
	2-Wire VG Loop/2-Wire Voice Grade Port (Centrex)Port Combo - Non-Design		3	UEP9D		49.62														
	UNE Port/Loop Combination Rates (Design)																			
	2-Wire VG Loop/2-Wire Voice Grade Port (Centrex) Port Combo - Design		1	UEP9D		16.29														
	2-Wire VG Loop/2-Wire Voice Grade Port (Centrex)Port Combo - Design		2	UEP9D		26.71														
	2-Wire VG Loop/2-Wire Voice Grade Port (Centrex)Port Combo - Design		3	UEP9D		51.82														
	UNE Loop Rate																			
	2-Wire Voice Grade Loop (SL 1) - Zone 1		1	UEP9D	UECS1	11.77														
	2-Wire Voice Grade Loop (SL 1) - Zone 2		2	UEP9D	UECS1	22.39														
	2-Wire Voice Grade Loop (SL 1) - Zone 3		3	UEP9D	UECS1	48.26														
	2-Wire Voice Grade Loop (SL 2) - Zone 1		1	UEP9D	UECS2	14.93														
	2-Wire Voice Grade Loop (SL 2) - Zone 2		2	UEP9D	UECS2	25.35														
	2-Wire Voice Grade Loop (SL 2) - Zone 3		3	UEP9D	UECS2	50.46														
	UNE Port Rate																			
	ALL STATES																			
	2-Wire Voice Grade Port (Centrex) Basic Local Area			UEP9D	UEPYA	1.36		38.85	19.08											
	2-Wire Voice Grade Port (Centrex 800 termination)Basic Local Area			UEP9D	UEPYB	1.36		38.85	19.08											

UNBUNDLED NETWORK ELEMENTS - Louisiana											Attachment: 2		Exhibit: B										
CATEGORY	RATE ELEMENTS	Interim	Zone	BCS	USOC	RATES(\$)	Svc Order Submitted Elec per LSR	Svc Order Submitted Manually per LSR	Incremental Charge - Manual Svc Order vs. Electronic-1st	Incremental Charge - Manual Svc Order vs. Electronic-Add'l	Incremental Charge - Manual Svc Order vs. Electronic-Disc 1st	Incremental Charge - Manual Svc Order vs. Electronic-Disc Add'l	OSS Rates(\$)										
													Rec	Nonrecurring		Nonrecurring Disconnect		SOMEc	SOMAN	SOMAN	SOMAN	SOMAN	SOMAN
													First	Add'l	First	Add'l							
	2-Wire Voice Grade Port (Centrex / EBS-PSET)3Basic Local Area			UEP9D	UEPYC	1.36							38.85	19.08					15.20				
	2-Wire Voice Grade Port (Centrex / EBS-M5009)3Basic Local Area			UEP9D	UEPYD	1.36							38.85	19.08					15.20				
	2-Wire Voice Grade Port (Centrex / EBS-M5209)3 Basic Local Area			UEP9D	UEPYE	1.36							38.85	19.08					15.20				
	2-Wire Voice Grade Port (Centrex / EBS-M5112)3 Basic Local Area			UEP9D	UEPYF	1.36							38.85	19.08					15.20				
	2-Wire Voice Grade Port (Centrex / EBS-M5312)3Basic Local Area			UEP9D	UEPYG	1.36							38.85	19.08					15.20				
	2-Wire Voice Grade Port (Centrex / EBS-M5008)3 Basic Local Area			UEP9D	UEPYT	1.36							38.85	19.08					15.20				
	2-Wire Voice Grade Port (Centrex / EBS-M5208)3 Basic Local Area			UEP9D	UEPYU	1.36							38.85	19.08					15.20				
	2-Wire Voice Grade Port (Centrex / EBS-M5216)3 Basic Local Area			UEP9D	UEPYV	1.36							38.85	19.08					15.20				
	2-Wire Voice Grade Port (Centrex / EBS-M5316)3 Basic Local Area			UEP9D	UEPY3	1.36							38.85	19.08					15.20				
	2-Wire Voice Grade Port (Centrex with Caller ID) Basic Local Area			UEP9D	UEPYH	1.36							38.85	19.08					15.20				
	2-Wire Voice Grade Port (Centrex/Caller ID/Msg Wtg Lamp Indication))3 Basic Local Area			UEP9D	UEPYW	1.36							38.85	19.08					15.20				
	2-Wire Voice Grade Port (Centrex/Msg Wtg Lamp Indication))3 Basic Local Area			UEP9D	UEPYJ	1.36							38.85	19.08					15.20				
	2-Wire Voice Grade Port (Centrex from diff Serving Wire Center) 2 Basic Local Area			UEP9D	UEPYM	1.36							104.41	67.93					15.20				
	2-Wire Voice Grade Port (Centrex/differ SWC /EBS-PSET)2, 3 Basic Local Area			UEP9D	UEPYO	1.36							104.41	67.93					15.20				
	2-Wire Voice Grade Port (Centrex/differ SWC /EBS-M5009)2, 3 Basic Local Area			UEP9D	UEPYP	1.36							104.41	67.93					15.20				
	2-Wire Voice Grade Port (Centrex/differ SWC /EBS-5209)2, 3 Basic Local Area			UEP9D	UEPYQ	1.36							104.41	67.93					15.20				
	2-Wire Voice Grade Port (Centrex/differ SWC /EBS-M5112)2, 3 Basic Local Area			UEP9D	UEPYR	1.36							104.41	67.93					15.20				
	2-Wire Voice Grade Port (Centrex/differ SWC /EBS-M5312)2, 3 Basic Local Area			UEP9D	UEPYS	1.36							104.41	67.93					15.20				
	2-Wire Voice Grade Port (Centrex/differ SWC /EBS-M5008)2, 3 Basic Local Area			UEP9D	UEPY4	1.36							104.41	67.93					15.20				
	2-Wire Voice Grade Port (Centrex/differ SWC /EBS-M5208)2, 3 Basic Local Area			UEP9D	UEPY5	1.36							104.41	67.93					15.20				
	2-Wire Voice Grade Port (Centrex/differ SWC /EBS-M5216)2, 3 Basic Local Area			UEP9D	UEPY6	1.36							104.41	67.93					15.20				
	2-Wire Voice Grade Port (Centrex/differ SWC /EBS-M5316)2, 3 Basic Local Area			UEP9D	UEPY7	1.36							104.41	67.93					15.20				
	2-Wire Voice Grade Port, Diff Serving Wire Center - 800 Service Term			UEP9D	UEPYZ	1.36							104.41	67.93					15.20				
	2-Wire Voice Grade Port terminated in on Megalink or equivalent Basic Local Area			UEP9D	UEPY9	1.36							38.85	19.08					15.20				
	2-Wire Voice Grade Port Terminated on 800 Service Term Basic Local Area			UEP9D	UEPY2	1.36							38.85	19.08					15.20				
	AL, KY, LA, MS, SC, & TN Only																						
	2-Wire Voice Grade Port (Centrex)			UEP9D	UEPQA	1.36							38.85	19.08					15.20				
	2-Wire Voice Grade Port (Centrex 800 termination)			UEP9D	UEPQB	1.36							38.85	19.08					15.20				
	2-Wire Voice Grade Port (Centrex / EBS-PSET)3			UEP9D	UEPQC	1.36							38.85	19.08					15.20				
	2-Wire Voice Grade Port (Centrex / EBS-M5009)3			UEP9D	UEPQD	1.36							38.85	19.08					15.20				
	2-Wire Voice Grade Port (Centrex / EBS-M5209)3			UEP9D	UEPQE	1.36							38.85	19.08					15.20				
	2-Wire Voice Grade Port (Centrex / EBS-M5112)3			UEP9D	UEPQF	1.36							38.85	19.08					15.20				
	2-Wire Voice Grade Port (Centrex / EBS-M5312)3			UEP9D	UEPQG	1.36							38.85	19.08					15.20				
	2-Wire Voice Grade Port (Centrex / EBS-M5008)3			UEP9D	UEPQT	1.36							38.85	19.08					15.20				

UNBUNDLED NETWORK ELEMENTS - Louisiana											Attachment: 2		Exhibit: B							
CATEGORY	RATE ELEMENTS	Interim	Zone	BCS	USOC	RATES(\$)	Svc Order Submitted Elec per LSR	Svc Order Submitted Manually per LSR	Incremental Charge - Manual Svc Order vs. Electronic-1st	Incremental Charge - Manual Svc Order vs. Electronic-Add'l	Incremental Charge - Manual Svc Order vs. Electronic-Disc 1st	Incremental Charge - Manual Svc Order vs. Electronic-Disc Add'l	OSS Rates(\$)							
													Rec	Nonrecurring		Nonrecurring Disconnect		SOMEc	SOMAN	SOMAN
													First	Add'l	First	Add'l				
	2-Wire Voice Grade Port (Centrex / EBS-M5208)3			UEP9D	UEPQU	1.36							38.85	19.08						
	2-Wire Voice Grade Port (Centrex / EBS-M5216)3			UEP9D	UEPQV	1.36							38.85	19.08						
	2-Wire Voice Grade Port (Centrex / EBS-M5316)3			UEP9D	UEPQ3	1.36							38.85	19.08						
	2-Wire Voice Grade Port (Centrex with Caller ID)			UEP9D	UEPQH	1.36							38.85	19.08						
	2-Wire Voice Grade Port (Centrex/Caller ID/Msg Wtg Lamp Indication)3			UEP9D	UEPQW	1.36							38.85	19.08						
	2-Wire Voice Grade Port (Centrex/Msg Wtg Lamp Indication)3			UEP9D	UEPQJ	1.36							38.85	19.08						
	2-Wire Voice Grade Port (Centrex from diff Serving Wire Center) 2			UEP9D	UEPQM	1.36							104.41	67.93						
	2-Wire Voice Grade Port (Centrex/differ SWC /EBS-PSET)2, 3			UEP9D	UEPQO	1.36							104.41	67.93						
	2-Wire Voice Grade Port (Centrex/differ SWC /EBS-M5009)2, 3			UEP9D	UEPQP	1.36							104.41	67.93						
	2-Wire Voice Grade Port (Centrex/differ SWC /EBS-5209)2, 3			UEP9D	UEPQQ	1.36							104.41	67.93						
	2-Wire Voice Grade Port (Centrex/differ SWC /EBS-M5112)2, 3			UEP9D	UEPQR	1.36							104.41	67.93						
	2-Wire Voice Grade Port (Centrex/differ SWC /EBS-M5312)2, 3			UEP9D	UEPQS	1.36							104.41	67.93						
	2-Wire Voice Grade Port (Centrex/differ SWC /EBS-M5008)2, 3			UEP9D	UEPQ4	1.36							104.41	67.93						
	2-Wire Voice Grade Port (Centrex/differ SWC /EBS-M5208)2, 3			UEP9D	UEPQ5	1.36							104.41	67.93						
	2-Wire Voice Grade Port (Centrex/differ SWC /EBS-M5216)2, 3			UEP9D	UEPQ6	1.36							104.41	67.93						
	2-Wire Voice Grade Port (Centrex/differ SWC /EBS-M5316)2, 3			UEP9D	UEPQ7	1.36							104.41	67.93						
	2-Wire Voice Grade Port, Diff Serving Wire Center - 800 Service Term			UEP9D	UEPQZ	1.36							104.41	67.93						
	2-Wire Voice Grade Port terminated in on Megalink or equivalent			UEP9D	UEPQ9	1.36							38.85	19.08						
	2-Wire Voice Grade Port Terminated on 800 Service Term			UEP9D	UEPQ2	1.36							38.85	19.08						
	Local Switching																			
	Centrex Intercom Functionality, per port			UEP9D	URECS	0.8577														
	Local Number Portability																			
	Local Number Portability (1 per port)			UEP9D	LNPCc	0.35														
	Features																			
	All Standard Features Offered, per port			UEP9D	UEPVF	0.00														15.20
	All Select Features Offered, per port			UEP9D	UEPVS	0.00							412.25							15.20
	All Centrex Control Features Offered, per port			UEP9D	UEPVC	0.00														15.20
	NARS																			
	Unbundled Network Access Register - Combination			UEP9D	UARCX	0.00							0.00	0.00						15.20
	Unbundled Network Access Register - Inward			UEP9D	UAR1X	0.00							0.00	0.00						15.20
	Unbundled Network Access Register - Outdial			UEP9D	UAROx	0.00							0.00	0.00						15.20
	Miscellaneous Terminations																			
	2-Wire Trunk Side																			
	Trunk Side Terminations, each			UEP9D	CEND6	8.29							115.85	18.20						15.20
	4-Wire Digital (1.544 Megabits)																			
	DS1 Circuit Terminations, each			UEP9D	M1HD1	68.47							196.18	98.62						15.20
	DS0 Channels Activated per Channel			UEP9D	M1HDO	0.00							14.06							15.20
	Interoffice Channel Mileage - 2-Wire																			
	Interoffice Channel Facilities Termination			UEP9D	MIGBC	22.60							39.36	26.62						15.20
	Interoffice Channel mileage, per mile or fraction of mile			UEP9D	MIGBM	0.013														
	Feature Activations (DS0) Centrex Loops on Channelized DS1 Service																			
	D4 Channel Bank Feature Activations																			
	Feature Activation on D-4 Channel Bank Centrex Loop Slot			UEP9D	1PQWS	0.6497														15.20
	Feature Activation on D-4 Channel Bank FX line Side Loop Slot			UEP9D	1PQW6	0.6497														15.20
	Feature Activation on D-4 Channel Bank FX Trunk Side Loop Slot			UEP9D	1PQW7	0.6497														15.20

UNBUNDLED NETWORK ELEMENTS - Louisiana											Attachment: 2		Exhibit: B					
CATEGORY	RATE ELEMENTS	Interim	Zone	BCS	USOC	RATES(\$)	Svc Order Submitted Elec per LSR	Svc Order Submitted Manually per LSR	Incremental Charge - Manual Svc Order vs. Electronic-1st	Incremental Charge - Manual Svc Order vs. Electronic-Add'l	Incremental Charge - Manual Svc Order vs. Electronic-Disc 1st	Incremental Charge - Manual Svc Order vs. Electronic-Disc Add'l						
													Rec	Nonrecurring		Nonrecurring Disconnect		OSS Rates(\$)
							First	Add'l	First	Add'l	SOMEC	SOMAN	SOMAN	SOMAN	SOMAN	SOMAN		
	2-Wire Voice Grade Port, Diff Serving Wire Center - 800 Service Term			UEP9E	UEPQZ	1.36	104.41	67.93				15.20						
	2-Wire Voice Grade Port terminated in on Megalink or equivalent			UEP9E	UEPQ9	1.36	38.85	19.08				15.20						
	2-Wire Voice Grade Port Terminated on 800 Service Term			UEP9E	UEPQ2	1.36	38.85	19.08				15.20						
	Local Switching																	
	Centrex Intercom Functionality, per port			UEP9E	URECS	0.8577												
	Local Number Portability																	
	Local Number Portability (1 per port)			UEP9E	LNPC	0.35												
	Features																	
	All Standard Features Offered, per port			UEP9E	UEPVF	0.00						15.20						
	All Select Features Offered, per port			UEP9E	UEPVS	0.00	412.25					15.20						
	All Centrex Control Features Offered, per port			UEP9E	UEPVC	0.00						15.20						
	NARS																	
	Unbundled Network Access Register - Combination			UEP9E	UARCX	0.00	0.00	0.00										
	Unbundled Network Access Register - Indial			UEP9E	UAR1X	0.00	0.00	0.00										
	Unbundled Network Access Register - Outdial			UEP9E	UAROY	0.00	0.00	0.00										
	Miscellaneous Terminations																	
	2-Wire Trunk Side																	
	Trunk Side Terminations, each			UEP9E	CEND6	8.29	115.85	18.20				15.20						
	4-Wire Digital (1.544 Megabits)																	
	DS1 Circuit Terminations, each			UEP9E	M1HD1	68.47	196.18	92.92				15.20						
	DS0 Channel Activated Per Channel			UEP9E	M1HDO	0.00	14.06					15.20						
	Interoffice Channel Mileage - 2-Wire																	
	Interoffice Channel Facilities Termination			UEP9E	MIGBC	22.60	39.36	26.62				15.20						
	Interoffice Channel mileage, per mile or fraction of mile			UEP9E	MIGBM	0.013												
	Feature Activations (DS0) Centrex Loops on Channelized DS1 Service																	
	D4 Channel Bank Feature Activations																	
	Feature Activation on D-4 Channel Bank Centrex Loop Slot			UEP9E	1PQWS	0.6497						15.20						
	Feature Activation on D-4 Channel Bank FX line Side Loop Slot			UEP9E	1PQW6	0.6497						15.20						
	Feature Activation on D-4 Channel Bank FX Trunk Side Loop Slot			UEP9E	1PQW7	0.6497						15.20						
	Feature Activation on D-4 Channel Bank Centrex Loop Slot - Different Wire Center			UEP9E	1PQWP	0.6497						15.20						
	Feature Activation on D-4 Channel Bank Private Line Loop Slot			UEP9E	1PQWV	0.6497						15.20						
	Feature Activation on D-4 Channel Bank Tjje Line/Trunk Loop Slot			UEP9E	1PQWQ	0.6497						15.20						
	Feature Activation on D-4 Channel Bank WATS Loop Slot			UEP9E	1PQWA	0.6497						15.20						
	Non-Recurring Charges (NRC) Associated with UNE-P Centrex																	
	NRC Conversion Currently Combined Switch-As-Is with allowed changes, per port			UEP9E	USAC2		0.10	0.10				15.20						
	Conversion of Existing Centrex Common Block, each			UEP9E	USACN		36.66	16.10				15.20						
	New Centrex Standard Common Block			UEP9E	M1ACS	0.00	680.40					15.20						
	New Centrex Customized Common Block			UEP9E	M1ACC	0.00	680.40					15.20						
	NAR Establishment Charge, Per Occasion			UEP9E	URECA	0.00	73.93					15.20						
	UNE-P CENTREX - DCO - Valid in AL, KY, LA, MS, & TN																	
	2-Wire VG Loop/2-Wire Voice Grade Port (Centrex) Combo																	
	UNE Port/Loop Combination Rates (Non-Design)																	
	2-Wire VG Loop/2-Wire Voice Grade Port (Centrex) Port Combo - Non-Design		1	UEP93		13.13												
	2-Wire VG Loop/2-Wire Voice Grade Port (Centrex)Port Combo - Non-Design		2	UEP93		23.75												
	2-Wire VG Loop/2-Wire Voice Grade Port (Centrex)Port Combo - Non-Design		3	UEP93		49.62												
	UNE Port/Loop Combination Rates (Design)																	
	2-Wire VG Loop/2-Wire Voice Grade Port (Centrex) Port Combo - Design		1	UEP93		16.29												

UNBUNDLED NETWORK ELEMENTS - Louisiana										Attachment: 2		Exhibit: B						
CATEGORY	RATE ELEMENTS	Interim	Zone	BCS	USOC	RATES(\$)	Svc Order Submitted Elec per LSR	Svc Order Submitted Manually per LSR	Incremental Charge - Manual Svc Order vs. Electronic-1st	Incremental Charge - Manual Svc Order vs. Electronic-Add'l	Incremental Charge - Manual Svc Order vs. Electronic-Disc 1st	Incremental Charge - Manual Svc Order vs. Electronic-Disc Add'l						
													Rec	Nonrecurring		Nonrecurring Disconnect		OSS Rates(\$)
							First	Add'l	First	Add'l	SOMEc	SOMAN	SOMAN	SOMAN	SOMAN	SOMAN		
	2-Wire VG Loop/2-Wire Voice Grade Port (Centrex)Port Combo - Design		2	UEP93		26.71												
	2-Wire VG Loop/2-Wire Voice Grade Port (Centrex)Port Combo - Design		3	UEP93		51.82												
UNE Loop Rate																		
	2-Wire Voice Grade Loop (SL 1) - Zone 1		1	UEP93	UECS1	11.77												
	2-Wire Voice Grade Loop (SL 1) - Zone 2		2	UEP93	UECS1	22.36												
	2-Wire Voice Grade Loop (SL 1) - Zone 3		3	UEP93	UECS1	48.26												
	2-Wire Voice Grade Loop (SL 2) - Zone 1		1	UEP93	UECS2	14.93												
	2-Wire Voice Grade Loop (SL 2) - Zone 2		2	UEP93	UECS2	25.35												
	2-Wire Voice Grade Loop (SL 2) - Zone 3		3	UEP93	UECS2	50.46												
UNE Port Rate																		
AL, KY, LA, MS, & TN only																		
	2-Wire Voice Grade Port (Centrex) Basic Local Area			UEP93	UEPYA	1.36	38.85	19.08			15.20							
	2-Wire Voice Grade Port (Centrex 800 termination)Basic Local Area			UEP93	UEPYB	1.36	38.85	19.08			15.20							
	2-Wire Voice Grade Port (Centrex with Caller ID)1Basic Local Area			UEP93	UEPYH	1.36	38.85	19.08			15.20							
	2-Wire Voice Grade Port (Centrex from diff Serving Wire Center)2 Basic Local Area			UEP93	UEPYM	1.36	104.41	67.93			15.20							
	2-Wire Voice Grade Port, Diff Serving Wire Center - 800 Service Term - Basic Local Area			UEP93	UEPYZ	1.36	104.41	67.93			15.20							
	2-Wire Voice Grade Port terminated in on Megalink or equivalent - Basic Local Area			UEP93	UEPY9	1.36	38.85	19.08			15.20							
	2-Wire Voice Grade Port Terminated on 800 Service Term - Basic Local Area			UEP93	UEPY2	1.36	38.85	19.08			15.20							
	2-Wire Voice Grade Port (Centrex)			UEP93	UEPQA	1.36	38.85	19.08			15.20							
	2-Wire Voice Grade Port (Centrex 800 termination)			UEP93	UEPQB	1.36	38.85	19.08			15.20							
	2-Wire Voice Grade Port (Centrex with Caller ID)1			UEP93	UEPQH	1.36	38.85	19.08			15.20							
	2-Wire Voice Grade Port (Centrex from diff Serving Wire Center)2			UEP93	UEPQM	1.36	104.41	67.93			15.20							
	2-Wire Voice Grade Port, Diff Serving Wire Center - 800 Service Term			UEP93	UEPQZ	1.36	104.41	67.93			15.20							
	2-Wire Voice Grade Port terminated in on Megalink or equivalent			UEP93	UEPQ9	1.36	38.85	19.08			15.20							
	2-Wire Voice Grade Port Terminated on 800 Service Term			UEP93	UEPQ2	1.36	38.85	19.08			15.20							
Local Switching																		
	Centrex Intercom Funtionality, per port			UEP93	URECS	0.8577												
Local Number Portability																		
	Local Number Portability (1 per port)			UEP93	LNCCC	0.35												
Features																		
	All Standard Features Offered, per port			UEP93	UEPVF	0.00					15.20							
	All Centrex Control Features Offered, per port			UEP93	UEPVC	0.00					15.20							
NARS																		
	Unbundled Network Access Register - Combination			UEP93	UARCX	0.00	0.00	0.00			15.20							
	Unbundled Network Access Register - Indial			UEP93	UAR1X	0.00	0.00	0.00			15.20							
	Unbundled Network Access Register - Outdial			UEP93	UAROX	0.00	0.00	0.00			15.20							
Miscellaneous Terminations																		
2-Wire Trunk Side																		
	Trunk Side Terminations, each			UEP93	CEND6	8.27	115.85	18.20			15.20							
4-Wire Digital (1.544 Megabits)																		
	DS1 Circuit Terminations, each			UEP93	M1HD1	68.47	196.18	92.92			15.20							
	DS0 Channels Activated, Per Channel			UEP93	M1HDO	0.00	14.01				15.20							
Interoffice Channel Mileage - 2-Wire																		
	Interoffice Channel Facilities Termination			UEP93	MIGBC	22.60	39.36	26.62			15.20							
	Interoffice Channel mileage, per mile or fraction of mile			UEP93	MIGBM	0.013												
Feature Activations (DS0) Centrex Loops on Channelized DS1 Service																		
D4 Channel Bank Feature Activations																		
	Feature Activation on D-4 Channel Bank Centrex Loop Slot			UEP93	1PQWS	0.6497					15.20							

UNBUNDLED NETWORK ELEMENTS - Louisiana										Attachment: 2		Exhibit: B			
CATEGORY	RATE ELEMENTS	Interim	Zone	BCS	USOC	RATES(\$)				Svc Order Submitted Elec per LSR	Svc Order Submitted Manually per LSR	Incremental Charge - Manual Svc Order vs. Electronic-1st	Incremental Charge - Manual Svc Order vs. Electronic-Add'l	Incremental Charge - Manual Svc Order vs. Electronic-Disc 1st	Incremental Charge - Manual Svc Order vs. Electronic-Disc Add'l
						Rec	Nonrecurring		Nonrecurring Disconnect						
							First	Add'l	First	Add'l	SOME C	SOMAN	SOMAN	SOMAN	SOMAN
	Feature Activation on D-4 Channel Bank FX Line Side Loop Slot			UEP93	1PQW6	0.6497						15.20			
	Feature Activation on D-4 Channel Bank FX Trunk Side Loop Slot			UEP93	1PQW7	0.6497						15.20			
	Feature Activation on D-4 Channel Bank Centrex Loop Slot - Different Wire Center			UEP93	1PQWP	0.6497						15.20			
	Feature Activation on D-4 Channel Bank Private Line Loop Slot			UEP93	1PQWV	0.6497						15.20			
	Feature Activation on D-4 Channel Bank Tie Line/Trunk Loop Slot			UEP93	1PQWQ	0.6497						15.20			
	Feature Activation on D-4 Channel Bank WATS Loop Slot			UEP93	1PQWA	0.6497						15.20			
	Non-Recurring Charges (NRC) Associated with UNE-P Centrex														
	NRC Conversion Currently Combined Switch-As-Is with allowed changes, per port			UEP93	USAC2		0.10	0.10				15.20			
	Conversion of Existing Centrex Common Block, each			UEP93	USACN		36.66	16.10				15.20			
	New Centrex Standard Common Block			UEP93	M1ACS	0.00	680.40					15.20			
	New Centrex Customized Common Block			UEP93	M1ACC	0.00	680.40					15.20			
	NAR Establishment Charge, Per Occasion			UEP93	URECA	0.00	73.93					15.20			
	Note 1 - Required Port for Centrex Control in 1AESS, 5ESS & EWSD														
	Note 2 - Requires Interoffice Channel Mileage														
	Note 3 - Requires Specific Customer Premises Equipment														
	NOTE: Rates displaying an "R" in Interim column are interim and subject to rate true-up as set forth in General Terms and Conditions.														

UNBUNDLED NETWORK ELEMENTS - Mississippi											Attachment: 2		Exhibit: B					
CATEGORY	RATE ELEMENTS	Interim	Zone	BCS	USOC	RATES(\$)	Svc Order Submitted Elec per LSR	Svc Order Submitted Manually per LSR	Incremental Charge - Manual Svc Order vs. Electronic-1st	Incremental Charge - Manual Svc Order vs. Electronic-Add'l	Incremental Charge - Manual Svc Order vs. Electronic-Disc 1st	Incremental Charge - Manual Svc Order vs. Electronic-Disc Add'l	OSS Rates(\$)					
													Rec	Nonrecurring		Nonrecurring Disconnect		SOMEc
							First	Add'l	First	Add'l								
OPERATIONAL SUPPORT SYSTEMS																		
NOTE: (1) Electronic Service Order: CLEC should contact its contract negotiator if it prefers the state specific electronic service ordering charges as ordered by the State Commissions. The electronic service ordering charge currently contained in this rate exhibit is the BellSouth regional electronic service ordering charge. CLEC may elect either the state specific Commission ordered rates for the electronic service ordering charges, or CLEC may elect the regional electronic service ordering charge.																		
NOTE: (2) Any element that can be ordered electronically will be billed according to the SOMEc rate listed in this category. Please refer to BellSouth's Business Rules for Local Ordering (BBR-LO) to determine if a product can be ordered electronically. For those elements that cannot be ordered electronically at present per the BBR-LO, the listed SOMEc rate in this category reflects the charge that would be billed to a CLEC once electronic ordering capabilities come on-line for that element. Otherwise, the manual ordering charge, SOMAN, will be applied to a CLECs bill when it submits an LSR to BellSouth.																		
	Manual Service Order Charge, per LSR, Disconnect Only (MS)				SOMAN				1.97									
	Electronic OSS Charge, per LSR, submitted via BST's OSS interactive interfaces (Regional)				SOMEc		3.50											
UNBUNDLED EXCHANGE ACCESS LOOP																		
2-WIRE ANALOG VOICE GRADE LOOP																		
	2-Wire Analog Voice Grade Loop - Service Level 1- Zone 1		1	UEANL	UEAL2	12.03	37.92	17.55	23.48	5.25		15.75						
	2-Wire Analog Voice Grade Loop - Service Level 1- Zone 2		2	UEANL	UEAL2	16.87	37.92	17.55	23.48	5.25		15.75						
	2-Wire Analog Voice Grade Loop - Service Level 1- Zone 3		3	UEANL	UEAL2	25.68	37.92	17.55	23.48	5.25		15.75						
	2-Wire Analog Voice Grade Loop - Service Level 1- Zone 4		4	UEANL	UEAL2	43.85	37.92	17.55	23.48	5.25		15.75						
	Loop Testing - Basic 1st Half Hour			UEANL	URET1		34.36					15.75						
	Loop Testing - Basic Additional Half Hour			UEANL	URETA		19.97					15.75						
	CLEC to CLEC Conversion Charge Without Outside Dispatch			UEANL	UREWO		15.75	8.92				15.75						
	Engineering Information Document (EI)			UEANL			13.51	13.51										
	Manual Order Coordination for UVL-SL1s (per loop)			UEANL	UEAMC		8.20	8.20										
	Order Coordination for Specified Conversion Time for UVL-SL1 (per LSR)			UEANL	OCOSL		18.19	18.19										
2-WIRE Unbundled COPPER LOOP																		
	2-Wire Unbundled Copper Loop - Non-Designed Zone 1	I	1	UEQ	UEQ2X	11.01	36.53	16.16	22.66	4.42		15.75						
	2 Wire Unbundled Copper Loop - Non-Designed - Zone 2	I	2	UEQ	UEQ2X	11.51	36.53	16.16	22.66	4.42		15.75						
	2 Wire Unbundled Copper Loop - Non-Designed - Zone 3	I	3	UEQ	UEQ2X	11.57	36.53	16.16	22.66	4.42		15.75						
	2 Wire Unbundled Copper Loop - Non-Designed - Zone 4	I	4	UEQ	UEQ2X	13.10	36.53	16.16	22.66	4.42		15.75						
	Order Coordination 2 Wire Unbundled Copper Loop - Non-Designed (per loop)			UEQ	USBMC		8.20	8.20										
	Engineering Information Document			UEQ			13.51	13.51										
	Loop Testing - Basic 1st Half Hour			UEQ	URET1		34.36					15.75						
	Loop Testing - Basic Additional Half Hour			UEQ	URETA		19.97					15.75						
	CLEC to CLEC Conversion Charge Without Outside Dispatch			UEQ	UREWO		14.24	7.42				15.75						
UNBUNDLED EXCHANGE ACCESS LOOP																		
2-WIRE ANALOG VOICE GRADE LOOP																		
	2 Wire Analog Voice Grade Loop-Service Level 1-Line Splitting-Zone 1		1	UEPSR UEPSB	UEALS	12.03	37.92	17.55	23.48	5.25		15.75						
	2 Wire Analog Voice Grade Loop-Service Level 1-Line Splitting-Zone 1		1	UEPSR UEPSB	UEABS	12.03	37.92	17.55	23.48	5.25		15.75						
	2 Wire Analog Voice Grade Loop- Service Level 1-Line Splitting-Zone 2		2	UEPSR UEPSB	UEALS,	16.87	37.92	17.55	23.48	5.25		15.75						
	2 Wire Analog Voice Grade Loop- Service Level 1-Line Splitting-Zone 2		2	UEPSR UEPSB	UEABS	16.87	37.92	17.55	23.48	5.25		15.75						
	2 Wire Analog Voice Grade Loop-Service Level 1-Line Splitting-Zone 3		3	UEPSR UEPSB	UEALS,	25.68	37.92	17.55	23.48	5.25		15.75						
	2 Wire Analog Voice Grade Loop-Service Level 1-Line Splitting-Zone 3		3	UEPSR UEPSB	UEABS	25.68	37.92	17.55	23.48	5.25		15.75						
	2 Wire Analog Voice Grade Loop-Service Level 1-Line Splitting-Zone 4		4	UEPSR UEPSB	UEALS,	43.85	37.92	17.55	23.48	5.25		15.75						
	2 Wire Analog Voice Grade Loop-Service Level 1-Line Splitting-Zone 4		4	UEPSR UEPSB	UEABS	43.85	37.92	17.55	23.48	5.25		15.75						
UNBUNDLED EXCHANGE ACCESS LOOP																		
2-WIRE ANALOG VOICE GRADE LOOP																		
	2-Wire Analog Voice Grade Loop - Service Level 2 w/Loop or Ground Start Signaling - Zone 1		1	UEA	UEAL2	13.89	105.96	68.28	52.82	10.37		15.75						
	2-Wire Analog Voice Grade Loop - Service Level 2 w/Loop or Ground Start Signaling - Zone 2		2	UEA	UEAL2	18.75	105.96	68.28	52.82	10.37		15.75						

UNBUNDLED NETWORK ELEMENTS - Mississippi											Attachment: 2		Exhibit: B										
CATEGORY	RATE ELEMENTS	Interim	Zone	BCS	USOC	RATES(\$)	Svc Order Submitted Elec per LSR	Svc Order Submitted Manually per LSR	Incremental Charge - Manual Svc Order vs. Electronic-1st	Incremental Charge - Manual Svc Order vs. Electronic-Add'l	Incremental Charge - Manual Svc Order vs. Electronic-Disc 1st	Incremental Charge - Manual Svc Order vs. Electronic-Disc Add'l	OSS Rates(\$)										
													Rec	Nonrecurring		Nonrecurring Disconnect		SOMEc	SOMAN	SOMAN	SOMAN	SOMAN	SOMAN
													First	Add'l	First	Add'l							
	2-Wire Analog Voice Grade Loop - Service Level 2 w/Loop or Ground Start Signaling - Zone 3		3	UEA	UEAL2	27.55							105.96	68.28	52.82	10.37							15.75
	2-Wire Analog Voice Grade Loop - Service Level 2 w/Loop or Ground Start Signaling - Zone 4		4	UEA	UEAL2	45.72							105.96	68.28	52.82	10.37							15.75
	Order Coordination for Specified Conversion Time (per LSR)			UEA	OCOSL								18.19										
	2-Wire Analog Voice Grade Loop - Service Level 2 w/Reverse Battery Signaling - Zone 1		1	UEA	UEAR2	13.89							105.96	68.28	52.82	10.37							15.75
	2-Wire Analog Voice Grade Loop - Service Level 2 w/Reverse Battery Signaling - Zone 2		2	UEA	UEAR2	18.75							105.96	68.28	52.82	10.37							15.75
	2-Wire Analog Voice Grade Loop - Service Level 2 w/Reverse Battery Signaling - Zone 3		3	UEA	UEAR2	27.55							105.96	68.28	52.82	10.37							15.75
	2-Wire Analog Voice Grade Loop - Service Level 2 w/Reverse Battery Signaling - Zone 4		4	UEA	UEAR2	45.72							105.96	68.28	52.82	10.37							15.75
	Order Coordination for Specified Conversion Time (per LSR)			UEA	OCOSL								18.19										
	CLEC to CLEC Conversion Charge without outside dispatch			UEA	UREWO								87.56	36.29									15.75
	4-WIRE ANALOG VOICE GRADE LOOP																						
	4-Wire Analog Voice Grade Loop - Zone 1		1	UEA	UEAL4	27.47							132.27	94.59	60.68	14.64							15.75
	4-Wire Analog Voice Grade Loop - Zone 2		2	UEA	UEAL4	38.26							132.27	94.59	60.68	14.64							15.75
	4-Wire Analog Voice Grade Loop - Zone 3		3	UEA	UEAL4	50.03							132.27	94.59	60.68	14.64							15.75
	4-Wire Analog Voice Grade Loop - Zone 4		4	UEA	UEAL4	50.03							132.27	94.59	60.68	14.64							15.75
	Order Coordination for Specified Conversion Time (per LSR)			UEA	OCOSL								18.19										
	CLEC to CLEC Conversion Charge without outside dispatch			UEA	UREWO								87.56	36.29									15.75
	2-WIRE ISDN DIGITAL GRADE LOOP																						
	2-Wire ISDN Digital Grade Loop - Zone 1		1	UDN	U1L2X	21.01							117.61	79.92	52.82	10.37							15.75
	2-Wire ISDN Digital Grade Loop - Zone 2		2	UDN	U1L2X	27.59							117.61	79.92	52.82	10.37							15.75
	2-Wire ISDN Digital Grade Loop - Zone 3		3	UDN	U1L2X	37.34							117.61	79.92	52.82	10.37							15.75
	2-Wire ISDN Digital Grade Loop - Zone 4		4	UDN	U1L2X	59.18							117.61	79.92	52.82	10.37							15.75
	Order Coordination For Specified Conversion Time (per LSR)			UDN	OCOSL								18.19										
	CLEC to CLEC Conversion Charge without outside dispatch			UDN	UREWO								91.46	44.07									15.75
	2-WIRE Universal Digital Channel (UDC) COMPATIBLE LOOP																						
	2-Wire Universal Digital Channel (UDC) Compatible Loop - Zone 1		1	UDC	UDC2X	21.01							117.61	79.92	52.82	10.37							15.75
	2-Wire Universal Digital Channel (UDC) Compatible Loop - Zone 2		2	UDC	UDC2X	27.59							117.61	79.92	52.82	10.37							15.75
	2-Wire Universal Digital Channel (UDC) Compatible Loop - Zone 3		3	UDC	UDC2X	37.34							117.61	79.92	52.82	10.37							15.75
	2-Wire Universal Digital Channel (UDC) Compatible Loop - Zone 4		4	UDC	UDC2X	59.18							117.61	79.92	52.82	10.37							15.75
	CLEC to CLEC Conversion Charge without outside dispatch *			UDC	UREWO								91.46	44.07									15.75
	2-WIRE ASYMMETRICAL DIGITAL SUBSCRIBER LINE (ADSL) COMPATIBLE LOOP																						
	2 Wire Unbundled ADSL Loop including manual service inquiry & facility reservation - Zone 1		1	UAL	UAL2X	11.11							121.27	70.81	50.38	7.93							15.75
	2 Wire Unbundled ADSL Loop including manual service inquiry & facility reservation - Zone 2		2	UAL	UAL2X	11.47							121.27	70.81	50.38	7.93							15.75
	2 Wire Unbundled ADSL Loop including manual service inquiry & facility reservation - Zone 3		3	UAL	UAL2X	11.74							121.27	70.81	50.38	7.93							15.75
	2 Wire Unbundled ADSL Loop including manual service inquiry & facility reservation - Zone 4		4	UAL	UAL2X	12.69							121.27	70.81	50.38	7.93							15.75
	Order Coordination for Specified Conversion Time (per LSR)			UAL	OCOSL								18.19										
	2 Wire Unbundled ADSL Loop without manual service inquiry & facility reservaton - Zone 1		1	UAL	UAL2W	11.11							96.15	58.03	50.38	7.93							15.75
	2 Wire Unbundled ADSL Loop without manual service inquiry & facility reservaton - Zone 2		2	UAL	UAL2W	11.47							96.15	58.03	50.38	7.93							15.75
	2 Wire Unbundled ADSL Loop without manual service inquiry & facility reservaton - Zone 3		3	UAL	UAL2W	11.74							96.15	58.03	50.38	7.93							15.75
	2 Wire Unbundled ADSL Loop without manual service inquiry & facility reservaton - Zone 4		4	UAL	UAL2W	12.69							96.15	58.03	50.38	7.93							15.75
	Order Coordination for Specified Conversion Time (per LSR)			UAL	OCOSL								18.19										
	CLEC to CLEC Conversion Charge without outside dispatch			UAL	UREWO								86.04	40.33									15.75

UNBUNDLED NETWORK ELEMENTS - Mississippi											Attachment: 2		Exhibit: B							
CATEGORY	RATE ELEMENTS	Interim	Zone	BCS	USOC	RATES(\$)	Svc Order Submitted Elec per LSR	Svc Order Submitted Manually per LSR	Incremental Charge - Manual Svc Order vs. Electronic-1st	Incremental Charge - Manual Svc Order vs. Electronic-Add'l	Incremental Charge - Manual Svc Order vs. Electronic-Disc 1st	Incremental Charge - Manual Svc Order vs. Electronic-Disc Add'l	OSS Rates(\$)							
													Rec	Nonrecurring		Nonrecurring Disconnect		SOMEc	SOMAN	SOMAN
													First	Add'l	First	Add'l				
2-WIRE HIGH BIT RATE DIGITAL SUBSCRIBER LINE (HDSL) COMPATIBLE LOOP																				
	2 Wire Unbundled HDSL Loop including manual service inquiry & facility reservation - Zone 1		1	UHL	UHL2X	8.75		129.98	79.52		50.38	7.93						15.75		
	2 Wire Unbundled HDSL Loop including manual service inquiry & facility reservation - Zone 2		2	UHL	UHL2X	9.22		129.98	79.52		50.38	7.93						15.75		
	2 Wire Unbundled HDSL Loop including manual service inquiry & facility reservation - Zone 3		3	UHL	UHL2X	9.87		129.98	79.52		50.38	7.93						15.75		
	2 Wire Unbundled HDSL Loop including manual service inquiry & facility reservation - Zone 4		4	UHL	UHL2X	10.46		129.98	79.52		50.38	7.93						15.75		
	Order Coordination for Specified Conversion Time (per LSR)			UHL	OCOSL			18.19												
	2 Wire Unbundled HDSL Loop without manual service inquiry and facility reservation - Zone 1		1	UHL	UHL2W	8.75		104.86	66.74		50.38	7.93						15.75		
	2 Wire Unbundled HDSL Loop without manual service inquiry and facility reservation - Zone 2		2	UHL	UHL2W	9.22		104.86	66.74		50.38	7.93						15.75		
	2 Wire Unbundled HDSL Loop without manual service inquiry and facility reservation - Zone 3		3	UHL	UHL2W	9.87		104.86	66.74		50.38	7.93						15.75		
	2 Wire Unbundled HDSL Loop without manual service inquiry and facility reservation - Zone 4		4	UHL	UHL2W	10.46		104.86	66.74		50.38	7.93						15.75		
	Order Coordination for Specified Conversion Time (per LSR)			UHL	OCOSL			18.19												
	CLEC to CLEC Conversion Charge without outside dispatch			UHL	UREWO			85.98	40.33									15.75		
4-WIRE HIGH BIT RATE DIGITAL SUBSCRIBER LINE (HDSL) COMPATIBLE LOOP																				
	4 Wire Unbundled HDSL Loop including manual service inquiry and facility reservation - Zone 1		1	UHL	UHL4X	13.78		158.74	108.28		56.72	10.68						15.75		
	4-Wire Unbundled HDSL Loop including manual service inquiry and facility reservation - Zone 2		2	UHL	UHL4X	13.43		158.74	108.28		56.72	10.68						15.75		
	4-Wire Unbundled HDSL Loop including manual service inquiry and facility reservation - Zone 3		3	UHL	UHL4X	15.59		158.74	108.28		56.72	10.68						15.75		
	4-Wire Unbundled HDSL Loop including manual service inquiry and facility reservation - Zone 4		4	UHL	UHL4X	14.46		158.74	108.28		56.72	10.68						15.75		
	Order Coordination for Specified Conversion Time (per LSR)			UHL	OCOSL			18.19												
	4-Wire Unbundled HDSL Loop without manual service inquiry and facility reservation - Zone 1		1	UHL	UHL4W	13.78		133.62	95.50		56.72	10.68						15.75		
	4-Wire Unbundled HDSL Loop without manual service inquiry and facility reservation - Zone 2		2	UHL	UHL4W	13.43		133.62	95.50		56.72	10.68						15.75		
	4-Wire Unbundled HDSL Loop without manual service inquiry and facility reservation - Zone 3		3	UHL	UHL4W	15.59		133.62	95.50		56.72	10.68						15.75		
	4-Wire Unbundled HDSL Loop without manual service inquiry and facility reservation - Zone 4		4	UHL	UHL4W	14.46		133.62	95.50		56.72	10.68						15.75		
	Order Coordination for Specified Conversion Time (per LSR)			UHL	OCOSL			18.19												
	CLEC to CLEC Conversion Charge without outside dispatch			UHL	UREWO			85.98	40.33									15.75		
4-WIRE DS1 DIGITAL LOOP																				
	4-Wire DS1 Digital Loop - Zone 1		1	USL	USLXX	79.08		253.93	158.45		46.10	12.07						15.75		
	4-Wire DS1 Digital Loop - Zone 2		2	USL	USLXX	129.38		253.93	158.45		46.10	12.07						15.75		
	4-Wire DS1 Digital Loop - Zone 3		3	USL	USLXX	206.74		253.93	158.45		46.10	12.07						15.75		
	4-Wire DS1 Digital Loop - Zone 4		4	USL	USLXX	458.46		253.93	158.45		46.10	12.07						15.75		
	Order Coordination for Specified Conversion Time (per LSR)			USL	OCOSL			18.19												
	CLEC to CLEC Conversion Charge without outside dispatch			USL	UREWO			100.90	42.96									15.75		
4-WIRE 19.2, 56 OR 64 KBPS DIGITAL GRADE LOOP																				
	4 Wire Unbundled Digital 19.2 Kbps		1	UDL	UDL19	27.44		126.53	88.85		60.68	14.64						15.75		
	4 Wire Unbundled Digital 19.2 Kbps		2	UDL	UDL19	34.55		126.53	88.85		60.68	14.64						15.75		
	4 Wire Unbundled Digital 19.2 Kbps		3	UDL	UDL19	40.76		126.53	88.85		60.68	14.64						15.75		
	4 Wire Unbundled Digital 19.2 Kbps		4	UDL	UDL19	32.25		126.53	88.85		60.68	14.64						15.75		
	4 Wire Unbundled Digital Loop 56 Kbps - Zone 1		1	UDL	UDL56	27.44		126.53	88.85		60.68	14.64						15.75		
	4 Wire Unbundled Digital Loop 56 Kbps - Zone 2		2	UDL	UDL56	34.55		126.53	88.85		60.68	14.64						15.75		
	4 Wire Unbundled Digital Loop 56 Kbps - Zone 3		3	UDL	UDL56	40.76		126.53	88.85		60.68	14.64						15.75		
	4 Wire Unbundled Digital Loop 56 Kbps - Zone 4		4	UDL	UDL56	32.25		126.53	88.85		60.68	14.64						15.75		
	Order Coordination for Specified Conversion Time (per LSR)			UDL	OCOSL			18.19												
	4 Wire Unbundled Digital Loop 64 Kbps - Zone 1		1	UDL	UDL64	27.44		126.53	88.85		60.68	14.64						15.75		
	4 Wire Unbundled Digital Loop 64 Kbps - Zone 2		2	UDL	UDL64	34.55		126.53	88.85		60.68	14.64						15.75		

UNBUNDLED NETWORK ELEMENTS - Mississippi											Attachment: 2		Exhibit: B								
CATEGORY	RATE ELEMENTS	Interim	Zone	BCS	USOC	RATES(\$)	Svc Order Submitted Elec per LSR	Svc Order Submitted Manually per LSR	Incremental Charge - Manual Svc Order vs. Electronic-1st	Incremental Charge - Manual Svc Order vs. Electronic-Add'l	Incremental Charge - Manual Svc Order vs. Electronic-Disc 1st	Incremental Charge - Manual Svc Order vs. Electronic-Disc Add'l	OSS Rates(\$)								
													Rec	Nonrecurring		Nonrecurring Disconnect		SOMEc	SOMAN	SOMAN	SOMAN
													First	Add'l	First	Add'l					
	4 Wire Unbundled Digital Loop 64 Kbps - Zone 3		3	UDL	UDL64	40.76							126.53	88.85	60.68	14.64					
	4 Wire Unbundled Digital Loop 64 Kbps - Zone 4		4	UDL	UDL64	32.25							126.53	88.85	60.68	14.64					
	Order Coordination for Specified Conversion Time (per LSR)			UDL	OCOSL								18.19								
	CLEC to CLEC Conversion Charge without outside dispatch			UDL	UREWO								101.94	49.66							
	2-WIRE Unbundled COPPER LOOP																				
	2-Wire Unbundled Copper Loop/Short including manual service inquiry & facility reservation - Zone 1		1	UCL	UCLPB	11.11							120.34	69.87	50.38	7.93					
	2-Wire Unbundled Copper Loop/Short including manual service inquiry & facility reservation - Zone 2		2	UCL	UCLPB	11.47							120.34	69.87	50.38	7.93					
	2 Wire Unbundled Copper Loop/Short including manual service inquiry & facility reservation - Zone 3		3	UCL	UCLPB	11.74							120.34	69.87	50.38	7.93					
	2 Wire Unbundled Copper Loop/Short including manual service inquiry & facility reservation - Zone 4		4	UCL	UCLPB	12.69							120.34	69.87	50.38	7.93					
	Order Coordination for Unbundled Copper Loops (per loop)			UCL	UCLMC								8.20	8.20							
	2-Wire Unbundled Copper Loop/Short without manual service inquiry and facility reservation - Zone 1		1	UCL	UCLPW	11.11							95.21	57.09	50.38	7.93					
	2-Wire Unbundled Copper Loop/Short without manual service inquiry and facility reservation - Zone 2		2	UCL	UCLPW	11.47							95.21	57.09	50.38	7.93					
	2-Wire Unbundled Copper Loop/Short without manual service inquiry and facility reservation - Zone 3		3	UCL	UCLPW	11.74							95.21	57.09	50.38	7.93					
	2-Wire Unbundled Copper Loop/Short without manual service inquiry and facility reservation - Zone 4		4	UCL	UCLPW	12.69							95.21	57.09	50.38	7.93					
	Order Coordination for Unbundled Copper Loops (per loop)			UCL	UCLMC								8.20	8.20							
	2-Wire Unbundled Copper Loop/Long - includes manual svc. inquiry and facility reservation - Zone 1		1	UCL	UCL2L	29.29							120.34	69.87	50.38	7.93					
	2-Wire Unbundled Copper Loop/Long - includes manual svc. inquiry and facility reservation - Zone 2		2	UCL	UCL2L	43.46							120.34	69.87	50.38	7.93					
	2-Wire Unbundled Copper Loop/Long - includes manual svc. inquiry and facility reservation - Zone 3		3	UCL	UCL2L	64.44							120.34	69.87	50.38	7.93					
	2-Wire Unbundled Copper Loop/Long - includes manual svc. inquiry and facility reservation - Zone 4		4	UCL	UCL2L	87.60							120.34	69.87	50.38	7.93					
	Order Coordination for Unbundled Copper Loops (per loop)			UCL	UCLMC								8.20	8.20							
	2-Wire Unbundled Copper Loop/Long - without manual service inquiry and facility reservation - Zone 1		1	UCL	UCL2W	29.29							95.21	57.09	50.38	7.93					
	2-Wire Unbundled Copper Loop/Long - without manual service inquiry and facility reservation - Zone 2		2	UCL	UCL2W	43.46							95.21	57.09	50.38	7.93					
	2-Wire Unbundled Copper Loop/Long - without manual service inquiry and facility reservation - Zone 3		3	UCL	UCL2W	64.44							95.21	57.09	50.38	7.93					
	2-Wire Unbundled Copper Loop/Long - without manual service inquiry and facility reservation - Zone 4		4	UCL	UCL2W	87.60							95.21	57.09	50.38	7.93					
	Order Coordination for Unbundled Copper Loops (per loop)			UCL	UCLMC								8.20	8.20							
	CLEC to CLEC Conversion Charge without outside dispatch (UCL-Des)			UCL	UREWO								95.21	42.40							
	4-WIRE COPPER LOOP																				
	4-Wire Copper Loop/Short - including manual service inquiry and facility reservation - Zone 1		1	UCL	UCL4S	17.30							144.68	94.22	56.72	10.68					
	4-Wire Copper Loop/Short - including manual service inquiry and facility reservation - Zone 2		2	UCL	UCL4S	18.84							144.68	94.22	56.72	10.68					
	4-Wire Copper Loop/Short - including manual service inquiry and facility reservation - Zone 3		3	UCL	UCL4S	21.33							144.68	94.22	56.72	10.68					
	4-Wire Copper Loop/Short - including manual service inquiry and facility reservation - Zone 4		4	UCL	UCL4S	21.33							144.68	94.22	56.72	10.68					
	Order Coordination for Unbundled Copper Loops (per loop)			UCL	UCLMC								8.20	8.20							
	4-Wire Copper Loop/Short - without manual service inquiry and facility reservation - Zone 1		1	UCL	UCL4W	17.30							119.56	81.44	56.72	10.68					
	4-Wire Copper Loop/Short - without manual service inquiry and facility reservation - Zone 2		2	UCL	UCL4W	18.84							119.56	81.44	56.72	10.68					
	4-Wire Copper Loop/Short - without manual service inquiry and facility reservation - Zone 3		3	UCL	UCL4W	21.33							119.56	81.44	56.72	10.68					

UNBUNDLED NETWORK ELEMENTS - Mississippi										Attachment: 2		Exhibit: B			
CATEGORY	RATE ELEMENTS	Interim	Zone	BCS	USOC	RATES(\$)				Svc Order Submitted Elec per LSR	Svc Order Submitted Manually per LSR	Incremental Charge - Manual Svc Order vs. Electronic-1st	Incremental Charge - Manual Svc Order vs. Electronic-Add'l	Incremental Charge - Manual Svc Order vs. Electronic-Disc 1st	Incremental Charge - Manual Svc Order vs. Electronic-Disc Add'l
						Rec	Nonrecurring		Nonrecurring Disconnect						
							First	Add'l	First	Add'l	SOMEc	SOMAN	SOMAN	SOMAN	SOMAN
	4-Wire Copper Loop/Short - without manual service inquiry and facility reservation - Zone 4		4	UCL	UCL4W	21.33	119.56	81.44	56.72	10.68		15.75			
	Order Coordination for Unbundled Copper Loops (per loop)			UCL	UCLMC		8.20	8.20							
	4-Wire Unbundled Copper Loop/Long - includes manual svc. inquiry and facility reservation - Zone 1		1	UCL	UCL4L	54.72	144.68	94.22	56.72	10.68		15.75			
	4-Wire Unbundled Copper Loop/Long - includes manual svc. inquiry and facility reservation - Zone 2		2	UCL	UCL4L	97.47	144.68	94.22	56.72	10.68		15.75			
	4-Wire Unbundled Copper Loop/Long - includes manual svc. inquiry and facility reservation - Zone 3		3	UCL	UCL4L	106.06	144.68	94.22	56.72	10.68		15.75			
	4-Wire Unbundled Copper Loop/Long - includes manual svc. inquiry and facility reservation - Zone 4		4	UCL	UCL4L	106.06	144.68	94.22	56.72	10.68		15.75			
	Order Coordination for Unbundled Copper Loops (per loop)			UCL	UCLMC		8.20	8.20							
	4-Wire Unbundled Copper Loop/Long - without manual svc. inquiry and facility reservation - Zone 1		1	UCL	UCL4O	54.72	119.56	81.44	56.72	10.68		15.75			
	4-Wire Unbundled Copper Loop/Long - without manual svc. inquiry and facility reservation - Zone 2		2	UCL	UCL4O	97.47	119.56	81.44	56.72	10.68		15.75			
	4-Wire Unbundled Copper Loop/Long - without manual svc. inquiry and facility reservation - Zone 3		3	UCL	UCL4O	106.06	119.56	81.44	56.72	10.68		15.75			
	4-Wire Unbundled Copper Loop/Long - without manual service inquiry and facility reservation - Zone 4		4	UCL	UCL4O	106.06	119.56	81.44	56.72	10.68		15.75			
	Order Coordination for Unbundled Copper Loops (per loop)			UCL	UCLMC		8.20	8.20							
	CLEC to CLEC Conversion Charge without outside dispatch (UCL-Des)			UCL	UREWO		95.21	42.40				15.75			
LOOP MODIFICATION															
	Unbundled Loop Modification, Removal of Load Coils - 2 Wire pair less than or equal to 18k ft			UAL, UHL, UCL, UEQ, ULS, UEA, UEANL, UDL, UDC, UDN, UDL, USL	ULM2L		32.57	32.57				15.75			
	Unbundled Loop Modification, Removal of Load Coils - 2 wire greater than 18k ft			UCL, ULS	ULM2G		171.49	171.49				15.75			
	Unbundled Loop Modification Removal of Load Coils - 4 Wire less than or equal to 18K ft			UHL, UCL	ULM4L		32.57	32.57				15.75			
	Unbundled Loop Modification Removal of Load Coils - 4 Wire pair greater than 18k ft			UCL	ULM4G		171.49	171.49				15.75			
	Unbundled Loop Modification Removal of Bridged Tap Removal, per unbundled loop			UAL, UHL, UCL, UEQ, UEF, ULS, UEA, UEANL, UDL, UDC, UDN, UDL, USL	ULMBT		32.59	32.59				15.75			
SUB-LOOPS															
Sub-Loop Distribution															
	Sub-Loop - Per Cross Box Location - CLEC Feeder Facility Set-Up		I	UEANL	USBSA		259.69					15.75			
	Sub-Loop - Per Cross Box Location - Per 25 Pair Panel Set-Up		I	UEANL	USBSB		22.77					15.75			
	Sub-Loop - Per Building Equipment Room - CLEC Feeder Facility Set-Up		I	UEANL	USBSC		178.47					15.75			
	Sub-Loop - Per Building Equipment Room - Per 25 Pair Panel Set-Up		I	UEANL	USBSD		56.39					15.75			
	Sub-Loop Distribution Per 2-Wire Analog Voice Grade Loop - Zone 1		I 1	UEANL	USBN2	7.15	66.18	31.14	45.36	6.71		15.75			
	Sub-Loop Distribution Per 2-Wire Analog Voice Grade Loop - Zone 2		I 2	UEANL	USBN2	9.51	66.18	31.14	45.36	6.71		15.75			
	Sub-Loop Distribution Per 2-Wire Analog Voice Grade Loop - Zone 3		I 3	UEANL	USBN2	12.45	66.18	31.14	45.36	6.71		15.75			
	Sub-Loop Distribution Per 2-Wire Analog Voice Grade Loop - Zone 4		I 4	UEANL	USBN2	18.26	66.18	31.14	45.36	6.71		15.75			
	Order Coordination for Unbundled Sub-Loops, per sub-loop pair			UEANL	USBMC		8.20	8.20							

UNBUNDLED NETWORK ELEMENTS - Mississippi											Attachment: 2		Exhibit: B										
CATEGORY	RATE ELEMENTS	Interim	Zone	BCS	USOC	RATES(\$)	Svc Order Submitted Elec per LSR	Svc Order Submitted Manually per LSR	Incremental Charge - Manual Svc Order vs. Electronic-1st	Incremental Charge - Manual Svc Order vs. Electronic-Add'l	Incremental Charge - Manual Svc Order vs. Electronic-Disc 1st	Incremental Charge - Manual Svc Order vs. Electronic-Disc Add'l	OSS Rates(\$)										
													Rec	Nonrecurring		Nonrecurring Disconnect		SOMEc	SOMAN	SOMAN	SOMAN	SOMAN	SOMAN
													First	Add'l	First	Add'l							
	Sub-Loop Distribution Per 4-Wire Analog Voice Grade Loop - Zone 1		1	UEANL	USBN4	7.30							79.49	44.45	51.27	9.35			15.75				
	Sub-Loop Distribution Per 4-Wire Analog Voice Grade Loop - Zone 2		2	UEANL	USBN4	13.92							79.49	44.45	51.27	9.35			15.75				
	Sub-Loop Distribution Per 4-Wire Analog Voice Grade Loop - Zone 3		3	UEANL	USBN4	16.73							79.49	44.45	51.27	9.35			15.75				
	Sub-Loop Distribution Per 4-Wire Analog Voice Grade Loop - Zone 4		4	UEANL	USBN4	16.73							79.49	44.45	51.27	9.35			15.75				
	Order Coordination for Unbundled Sub-Loops, per sub-loop pair			UEANL	USBMC								8.20	8.20					15.75				
	Sub-Loop 2-Wire Intrabuilding Network Cable (INC)	I		UEANL	USBR2	2.29							53.32	18.28	45.36	6.71			15.75				
	Order Coordination for Unbundled Sub-Loops, per sub-loop pair			UEANL	USBMC								8.20	8.20					15.75				
	Sub-Loop 4-Wire Intrabuilding Network Cable (INC)	I		UEANL	USBR4	4.40							59.60	24.55	51.27	9.35			15.75				
	Order Coordination for Unbundled Sub-Loops, per sub-loop pair			UEANL	USBMC								8.20	8.20					15.75				
	2 Wire Copper Unbundled Sub-Loop Distribution - Zone 1	I	1	UEF	UCS2X	6.06							66.18	31.14	45.36	6.71			15.75				
	2 Wire Copper Unbundled Sub-Loop Distribution - Zone 2	I	2	UEF	UCS2X	7.09							66.18	31.14	45.36	6.71			15.75				
	2 Wire Copper Unbundled Sub-Loop Distribution - Zone 3	I	3	UEF	UCS2X	8.16							66.18	31.14	45.36	6.71			15.75				
	2 Wire Copper Unbundled Sub-Loop Distribution - Zone 4	I	4	UEF	UCS2X	9.90							66.18	31.14	45.36	6.71			15.75				
	Order Coordination for Unbundled Sub-Loops, per sub-loop pair			UEF	USBMC								8.20	8.20					15.75				
	4 Wire Copper Unbundled Sub-Loop Distribution - Zone 1	I	1	UEF	UCS4X	5.10							79.49	44.45	51.27	9.35			15.75				
	4 Wire Copper Unbundled Sub-Loop Distribution - Zone 2	I	2	UEF	UCS4X	9.11							79.49	44.45	51.27	9.35			15.75				
	4 Wire Copper Unbundled Sub-Loop Distribution - Zone 3	I	3	UEF	UCS4X	14.00							79.49	44.45	51.27	9.35			15.75				
	4 Wire Copper Unbundled Sub-Loop Distribution - Zone 4	I	4	UEF	UCS4X	14.00							79.49	44.45	51.27	9.35			15.75				
	Order Coordination for Unbundled Sub-Loops, per sub-loop pair			UEF	USBMC								8.20	8.20					15.75				
	Unbundled Sub-Loop Modification																						
	Unbundled Sub-Loop Modification - 2-W Copper Dist Load Coil/Equip Removal per 2-W PR			UEF	ULM2X								176.80	5.13					15.75				
	Unbundled Sub-loop Modification - 4-W Copper Dist Load Coil/Equip Removal per 4-W PR			UEF	ULM4X								176.80	5.13					15.75				
	Unbundled Sub-loop Modification - 2-w/4-w Copper Dist Bridged Tap Removal, per PR unloaded			UEF	ULM4T								279.81	6.15					15.75				
	Unbundled Network Terminating Wire (UNTW)																						
	Unbundled Network Terminating Wire (UNTW) per Pair			UENTW	UENPP	0.3366							30.55						15.75				
	Network Interface Device (NID)																						
	Network Interface Device (NID) - 1-2 lines			UENTW	UND12								43.84	28.90					15.75				
	Network Interface Device (NID) - 1-6 lines			UENTW	UND16								65.30	50.36					15.75				
	Network Interface Device Cross Connect - 2 W			UENTW	UNDC2								5.94	5.94					15.75				
	Network Interface Device Cross Connect - 4W			UENTW	UNDC4								5.94	5.94					15.75				
	SUB-LOOPS																						
	Sub-Loop Feeder																						
	USL-Feeder, DS0 Set-up per Cross Box location - CLEC Distribution Facility set-up			UEA, UDN,UCL,UDL,UDC	USBFW								259.69						15.75				
	USL Feeder - DS0 Set-up per Cross Box location - per 25 pair set-up			UEA, UDN,UCL,UDL,UDC	USBFX								22.77	22.77					15.75				
	USL Feeder DS1 Set-up at DSX location, per DS1 termination			USL	USBFZ								534.46	11.30					15.75				
	Unbundled Sub-Loop Feeder Loop, 2 Wire Ground Start, Voice Grade - Zone 1		1	UEA	USBFA	7.98							93.23	56.50	54.45	13.51			15.75				
	Unbundled Sub-Loop Feeder Loop, 2 Wire Ground-Start, Voice Grade - Zone 2		2	UEA	USBFA	10.39							93.23	56.50	54.45	13.51			15.75				
	Unbundled Sub-Loop Feeder Loop, Per 2 Wire Ground-Start, Voice Grade - Zone 3		3	UEA	USBFA	16.11							93.23	56.50	54.45	13.51			15.75				
	Unbundled Sub-Loop Feeder Loop, 2 Wire Ground-Start Loop, Voice Grade - Zone 4		4	UEA	USBFA	28.37							93.23	56.50	54.45	13.51			15.75				
	Order Coordination for Specified Conversion Time, per LSR			UEA	OCOSL								18.19										

UNBUNDLED NETWORK ELEMENTS - Mississippi

UNBUNDLED NETWORK ELEMENTS - Mississippi										Attachment: 2		Exhibit: B													
CATEGORY	RATE ELEMENTS	Interim	Zone	BCS	USOC	RATES(\$)	Svc Order Submitted Elec per LSR	Svc Order Submitted Manually per LSR	Incremental Charge - Manual Svc Order vs. Electronic-1st	Incremental Charge - Manual Svc Order vs. Electronic-Add'l	Incremental Charge - Manual Svc Order vs. Electronic-Disc 1st	Incremental Charge - Manual Svc Order vs. Electronic-Disc Add'l	OSS Rates(\$)												
													Rec	Nonrecurring		Nonrecurring Disconnect		SOMEc	SOMAN	SOMAN	SOMAN	SOMAN	SOMAN		
													First	Add'l	First	Add'l									
	Unbundle Sub-Loop Feeder Loop, 2 Wire Loop-Start, Voice Grade - Zone 1		1	UEA	USBFB	7.98							93.23	56.50	54.45	13.51									
	Unbundled Sub-Loop Feeder Loop, 2 Wire Loop-Start, Voice Grade - Zone 2		2	UEA	USBFB	10.39							93.23	56.50	54.45	13.51									
	Unbundled Sub-Loop Feeder Loop, 2 Wire Start Loop, Voice Grade - Zone 3		3	UEA	USBFB	16.11							93.23	56.50	54.45	13.51									
	Unbundled Sub-Loop Feeder Loop, 2 Wire Loop-Start, Voice Grade - Zone 4		4	UEA	USBFB	28.37							93.23	56.50	54.45	13.51									
	Order Coordination for Specified Time Conversion, per LSR			UEA	OCOSL								18.19												
	Unbundled Sub-Loop Feeder Loop, 2 Wire Reverse Battery, Voice Grade - Zone 1		1	UEA	USBFC	7.98							93.23	56.50	54.45	13.51									
	Unbundled Sub-Loop Feeder Loop, 2 Wire Reverse Battery, Voice Grade - Zone 2		2	UEA	USBFC	10.39							93.23	56.50	54.45	13.51									
	Unbundled Sub-Loop Feeder Loop, 2 Wire Reverse Battery, Voice Grade - Zone 3		3	UEA	USBFC	16.11							93.23	56.50	54.45	13.51									
	Unbundled Sub-Loop Feeder Loop, 2 Wire Reverse Battery, Voice Grade - Zone 4		4	UEA	USBFC	28.37							93.23	56.50	54.45	13.51									
	Order Coordination For Specified Conversion Time, per LSR			UEA	OCOSL								18.19												
	Unbundled Sub-Loop Feeder Loop, 4 Wire Ground-Start, Voice Grade - Zone 1		1	UEA	USBFD	21.69							107.71	70.03	63.68	17.64									
	Unbundled Sub-Loop Feeder Loop, 4 Wire Ground-Start, Voice Grade - Zone 2		2	UEA	USBFD	26.06							107.71	70.03	63.68	17.64									
	Unbundled Sub-Loop Feeder Loop, 4 Wire Ground Start, Voice Grade - Zone 3		3	UEA	USBFD	34.77							107.71	70.03	63.68	17.64									
	Unbundled Sub-Loop Feeder Loop, 4 Wire Ground-Start, Voice Grade - Zone 4		4	UEA	USBFD	34.77							107.71	70.03	63.68	17.64									
	Order Coordination For Specified Conversion Time, Per LSR			UEA	OCOSL								18.19												
	Unbundled Sub-Loop Feeder Loop, 4 Wire Loop-Start, Voice Grade - Zone 1		1	UEA	USBFE	21.69							107.71	70.03	63.68	17.64									
	Unbundled Sub-Loop Feeder Loop, 4 Wire Loop-Start, Voice Grade - Zone 2		2	UEA	USBFE	26.06							107.71	70.03	63.68	17.64									
	Unbundled Sub-Loop Feeder Loop, 4 Wire Loop-Start, Voice Grade - Zone 3		3	UEA	USBFE	34.77							107.71	70.03	63.68	17.64									
	Sub-Loop Feeder - Per 4-Wire Analog Voice Grade Loop-Start Loop - Zone 4		4	UEA	USBFE	34.77							107.71	70.03	63.68	17.64									
	Order Coordination For Specified Conversion Time, Per LSR			UEA	OCOSL								18.19												
	Unbundled Sub-Loop Feeder Loop, 2 Wire ISDN BRI - Zone 1		1	UDN	USBFF	14.60							106.46	68.78	55.58	13.13									
	Unbundled Sub-Loop Feeder Loop, 2-Wire ISDN BRI - Zone 2		2	UDN	USBFF	18.78							106.46	68.78	55.58	13.13									
	Unbundled Sub-Loop Feeder Loop, 2-Wire ISDN BRI - Zone 3		3	UDN	USBFF	25.47							106.46	68.78	55.58	13.13									
	Unbundled Sub-Loop Feeder Loop, 2-Wire ISDN BRI - Zone 4		4	UDN	USBFF	41.41							106.46	68.78	55.58	13.13									
	Order Coordination For Specified Conversion Time, Per LSR			UDN	OCOSL								18.19												
	Unbundled Sub-Loop Feeder, 2 Wire UDC (IDSL compatible)		1	UDC	USBFS	14.60							106.46	68.78	55.58	13.13									
	Unbundled Sub-Loop Feeder, 2 Wire UDC (IDSL compatible)		2	UDC	USBFS	18.78							106.46	68.78	55.58	13.13									
	Unbundled Sub-Loop Feeder, 2 Wire UDC (IDSL compatible)		3	UDC	USBFS	25.47							106.46	68.78	55.58	13.13									
	Unbundled Sub-Loop Feeder, 2 Wire UDC (IDSL compatible)		4	UDC	USBFS	41.41							106.46	68.78	55.58	13.13									
	Unbundled Sub-Loop Feeder Loop, 4-Wire DS1 - Zone 1		1	USL	USBFG	55.19							101.97	64.29	63.68	17.64									
	Unbundled Sub-Loop Feeder Loop, 4-Wire DS1 - Zone 2		2	USL	USBFG	100.03							101.97	64.29	63.68	17.64									
	Unbundled Sub-Loop Feeder Loop, 4-Wire DS1 - Zone 3		3	USL	USBFG	183.66							101.97	64.29	63.68	17.64									
	Unbundled Sub-Loop Feeder Loop, 4-Wire DS1 - Zone 4		4	USL	USBFG	430.04							101.97	64.29	63.68	17.64									
	Order Coordination For Specified Conversion Time, Per LSR			USL	OCOSL								18.19												
	Unbundled Sub-Loop Feeder Loop, 2-Wire Copper Loop - Zone 1		1	UCL	USBFH	5.88							84.27	46.59	53.14	10.70									
	Unbundled Sub-Loop Feeder Loop, 2-Wire Copper Loop - Zone 2		2	UCL	USBFH	5.21							84.27	46.59	53.14	10.70									
	Unbundled Sub-Loop Feeder Loop, 2-Wire Copper Loop - Zone 3		3	UCL	USBFH	4.40							84.27	46.59	53.14	10.70									
	Unbundled Sub-Loop Feeder, 2-Wire Copper Loop - Zone 4		4	UCL	USBFH	3.63							84.27	46.59	53.14	10.70									
	Order Coordination For Specified Conversion Time, per LSR			UCL	OCOSL								18.19												
	Sub-Loop Feeder - Per 4-Wire Copper Loop - Zone 1		1	UCL	USBFJ	13.49							101.58	63.90	59.71	13.67									

UNBUNDLED NETWORK ELEMENTS - Mississippi											Attachment: 2		Exhibit: B							
CATEGORY	RATE ELEMENTS	Interim	Zone	BCS	USOC	RATES(\$)	Svc Order Submitted Elec per LSR	Svc Order Submitted Manually per LSR	Incremental Charge - Manual Svc Order vs. Electronic-1st	Incremental Charge - Manual Svc Order vs. Electronic-Add'l	Incremental Charge - Manual Svc Order vs. Electronic-Disc 1st	Incremental Charge - Manual Svc Order vs. Electronic-Disc Add'l	OSS Rates(\$)							
													Rec	Nonrecurring First	Nonrecurring Add'l	Nonrecurring First	Nonrecurring Add'l	SOMEK	SOMAN	SOMAN
	Sub-Loop Feeder - Per 4-Wire Copper Loop - Zone 2		2	UCL	USBFJ	10.96														
	Sub-Loop Feeder - Per 4-Wire Copper Loop - Zone 3		3	UCL	USBFJ	8.59														
	Sub-Loop Feeder - Per 4-Wire Copper Loop - Zone 4		4	UCL	USBFJ	8.59														
	Order Coordination For Specified Conversion Time, per LSR			UCL	OCOSL			18.19												
	Sub-Loop Feeder - Per 4-Wire 19.2 Kbps Digital Grade Loop		1	UDL	USBFN	22.89														
	Sub-Loop Feeder - Per 4-Wire 19.2 Kbps Digital Grade Loop		2	UDL	USBFN	25.11														
	Sub-Loop Feeder - Per 4-Wire 19.2 Kbps Digital Grade Loop		3	UDL	USBFN	30.84														
	Sub-Loop Feeder - Per 4-Wire 19.2 Kbps Digital Grade Loop		4	UDL	USBFN	41.05														
	Sub-Loop Feeder - Per 4-Wire 56 Kbps Digital Grade Loop - Zone 1		1	UDL	USBFO	22.89														
	Sub-Loop Feeder - Per 4-Wire 56 Kbps Digital Grade Loop - Zone 2		2	UDL	USBFO	25.11														
	Sub-Loop Feeder - Per 4-Wire 56 Kbps Digital Grade Loop - Zone 3		3	UDL	USBFO	30.84														
	Sub-Loop Feeder - Per 4-Wire 56 Kbps Digital Grade Loop - Zone 4		4	UDL	USBFO	41.05														
	Order Coordination For Specified Time Conversion, per LSR			UDL	OCOSL			18.19												
	Sub-Loop Feeder - Per 4-Wire 64 Kbps Digital Grade Loop - Zone 1		1	UDL	USBFP	22.89														
	Sub-Loop Feeder - Per 4-Wire 64 Kbps Digital Grade Loop - Zone 2		2	UDL	USBFP	25.11														
	Sub-Loop Feeder - Per 4-Wire 64 Kbps Digital Grade Loop - Zone 3		3	UDL	USBFP	30.84														
	Sub-Loop Feeder - Per 4-Wire 64 Kbps Digital Grade Loop - Zone 4		4	UDL	USBFP	41.05														
	Order Coordination For Specified Conversion Time, per LSR			UDL	OCOSL			18.19												
SUB-LOOPS																				
Sub-Loop Feeder																				
	Sub Loop Feeder - DS3 - Per Mile Per Month			UE3	1L5SL	18.88														
	Sub Loop Feeder - DS3 - Facility Termination Per Month			UE3	USBF1	349.41	3,380.00	406.45	157.96	89.54										
	Sub Loop Feeder - STS-1 - Per Mile Per Month			UDLSX	1L5SL	18.88														
	Sub Loop Feeder - STS-1 - Facility Termination Per Month			UDLSX	USBF7	376.07	3,380.00	406.45	157.96	89.54										
	Sub Loop Feeder - OC-3 - Per Mile Per Month			UDLO3	1L5SL	14.33														
	Sub Loop Feeder - OC-3 - Facility Termination Protection Per Month			UDLO3	USBF5	58.63														
	Sub Loop Feeder - OC-3 - Facility Termination Per Month			UDLO3	USBF2	569.22	3,380.00	406.45	157.96	89.54										
	Sub Loop Feeder - OC-12 - Per Mile Per Month			UDL12	1L5SL	17.63														
	Sub Loop Feeder - OC-12 - Facility Termination Protection Per Month			UDL12	USBF6	662.39														
	Sub Loop Feeder - OC-12 - Facility Termination Per Month			UDL12	USBF3	1,795.00	3,380.00	406.45	157.96	89.54										
	Sub Loop Feeder - OC-48 - Per Mile Per Month			UDL48	1L5SL	57.83														
	Sub Loop Feeder - OC-48 - Facility Termination Protection Per Month			UDL48	USBF9	331.52														
	Sub Loop Feeder - OC-48 - Facility Termination Per Month			UDL48	USBF4	1,545.00	3,565.00	406.45	157.96	89.54										
	Sub Loop Feeder - OC-12 Interface On OC-48			UDL48	USBF8	374.04	787.04	406.45	157.96	89.54										
UNBUNDLED LOOP CONCENTRATION																				
	Unbundled Loop Concentration - System A (TR008)			ULC	UCT8A	363.67														
	Unbundled Loop Concentration - System B (TR008)			ULC	UCT8B	47.56														
	Unbundled Loop Concentration - System A (TR303)			ULC	UCT3A	397.35														
	Unbundled Loop Concentration - System B (TR303)			ULC	UCT3B	80.15														
	Unbundled Loop Concentration - DS1 Loop Interface Card			ULC	UCTCO	4.52														
	Unbundled Loop Concentration - ISDN Loop Interface (Brite Card)			UDN	ULCC1	7.17														
	Unbundled Loop Concentration - UDC Loop Interface (Brite Card)			UDC	ULCCU	7.17														
	Unbundled Loop Concentration - -2 Wire Voice-Loop Start or Ground Start Loop Interface (POTS Card)			UEA	ULCC2	1.80														
	Unbundled Loop Concentration - 2 Wire Voice - Reverse Battery Loop Interface (SPOTS Card)			UEA	ULCCR	10.66														

UNBUNDLED NETWORK ELEMENTS - Mississippi										Attachment: 2		Exhibit: B								
CATEGORY	RATE ELEMENTS	Interim	Zone	BCS	USOC	RATES(\$)	Svc Order Submitted Elec per LSR	Svc Order Submitted Manually per LSR	Incremental Charge - Manual Svc Order vs. Electronic-1st	Incremental Charge - Manual Svc Order vs. Electronic-Add'l	Incremental Charge - Manual Svc Order vs. Electronic-Disc 1st	Incremental Charge - Manual Svc Order vs. Electronic-Disc Add'l	OSS Rates(\$)							
													Rec	Nonrecurring		Nonrecurring Disconnect		SOMEC	SOMAN	SOMAN
													First	Add'l	First	Add'l				
	Unbundled Loop Concentration - 4 Wire Voice Loop Interface (Specials Card)			UEA	ULCC4	6.36							10.60	10.54	5.56	5.53				15.75
	Unbundled Loop Concentration - TEST CIRCUIT Card			ULC	UCTTC	31.07							10.60	10.54	5.56	5.53				15.75
	Unbundled Loop Concentration - Digital 19.2 Kbps Data Loop Interface			UDL	ULCC7	9.42							10.60	10.54	5.56	5.53				15.75
	Unbundled Loop Concentration - Digital 56 Kbps Data Loop Interface			UDL	ULCC5	9.42							10.60	10.54	5.56	5.53				15.75
	Unbundled Loop Concentration - Digital 64 Kbps Data Loop Interface			UDL	ULCC6	9.42							10.60	10.54	5.56	5.53				15.75
UNE OTHER, PROVISIONING ONLY - NO RATE																				
	NID - Dispatch and Service Order for NID installation			UENTW	UNDBX															
	UNTW Circuit Id Establishment, Provisioning Only - No Rate			UENTW	UENCE															
	Unbundled Contract Name, Provisioning Only - No Rate			UEANL,UEF,UEQ,UENTW	UNECN															
UNE OTHER, PROVISIONING ONLY - NO RATE																				
	Unbundled Contact Name, Provisioning Only - no rate			UAL,UCL,UDC,UDL,UDN,UEA,UHL,ULC	UNECN	0.00							0.00							
	Unbundled Sub-Loop Feeder-2 Wire Cross Box Jumper - no rate			UEA,UDN,UCL,UDC	USBFQ	0.00							0.00							
	Unbundled Sub-Loop Feeder-4 Wire Cross Box Jumper - no rate			UEA,USL,UCL,UDL	USBFR	0.00							0.00							
	Unbundled DS1 Loop - Superframe Format Option - no rate			USL	CCOSF	0.00							0.00							
	Unbundled DS1 Loop - Expanded Superframe Format option - no rate			USL	CCOEF	0.00							0.00							
HIGH CAPACITY UNBUNDLED LOCAL LOOP																				
	High Capacity Unbundled Local Loop - DS3 - Per Mile per month			UE3	1L5ND	11.20														
	High Capacity Unbundled Local Loop - DS3 - Facility Termination per month			UE3	UE3PX	326.15							454.13	265.47	123.23	86.19				15.75
	High Capacity Unbundled Local Loop - STS-1 - Per Mile per month			UDLSX	1L5ND	11.20														
	High Capacity Unbundled Local Loop - STS-1 - Facility Termination per month			UDLSX	UDLS1	338.55							454.13	265.47	123.23	86.19				15.75
LOOP MAKE-UP																				
	Loop Makeup - Preordering Without Reservation, per working or spare facility queried (Manual).			UMK	UMKLW									24.12	24.12					
	Loop Makeup - Preordering With Reservation, per spare facility queried (Manual).			UMK	UMKLP									25.58	25.58					
	Loop Makeup--With or Without Reservation, per working or spare facility queried (Mechanized)			UMK	PSUMK									0.6652	0.6652					
HIGH FREQUENCY SPECTRUM																				
SPLITTERS-CENTRAL OFFICE BASED																				
	Line Sharing Splitter, per System 96 Line Capacity			ULS	ULSDA	186.67							189.89	0.00	178.41	0.00				15.75
	Line Sharing Splitter, per System 24 Line Capacity			ULS	ULSDB	46.67							189.89	0.00	178.41	0.00				15.75
	Line Sharing Splitter, Per System, 8 Line Capacity	I		ULS	ULSD8	15.55							189.89	0.00	178.41	0.00				15.75
	Line Sharing-DLEC Owned Splitter in CO-CFA activation-deactivation (per LSOD)			ULS	ULSDG									86.98	49.96					15.75
END USER ORDERING-CENTRAL OFFICE BASED-HIGH FREQUENCY SPECTRUM AKA LINE SHARING																				
	Line Sharing - per Line Activation (BST Owned Splitter)			ULS	ULSDC	0.61								18.62	10.66	10.04	4.93			15.75
	Line Sharing - per Subsequent Activity per Line Rearrangement(BST Owned Splitter)			ULS	ULSDS									16.48	8.24					15.75
	Line Sharing - per Subsequent Activity per Line Rearrangement(DLEC Owned Splitter)			ULS	ULSCS									16.48	8.24					15.75
	Line Sharing - per Line Activation (DLEC owned Splitter)	I		ULS	ULSCC	0.61								47.44	19.31	20.67	12.74			15.75
	Line Splitting - per line activation DLEC owned splitter	R		UEPSR UEPSB	UREOS	0.61														
	Line Splitting - per line activation BST owned - physical	R		UEPSR UEPSB	UREBP	0.61								18.62	10.66	10.04	4.93			15.75
	Line Splitting - per line activation BST owned - virtual	R		UEPSR UEPSB	UREBV	0.61								18.62	10.66	10.04	4.93			15.75
UNBUNDLED DEDICATED TRANSPORT																				

UNBUNDLED NETWORK ELEMENTS - Mississippi										Attachment: 2		Exhibit: B				
CATEGORY	RATE ELEMENTS	Interim	Zone	BCS	USOC	RATES(\$)	Svc Order Submitted Elec per LSR	Svc Order Submitted Manually per LSR	Incremental Charge - Manual Svc Order vs. Electronic-1st	Incremental Charge - Manual Svc Order vs. Electronic-Add'l	Incremental Charge - Manual Svc Order vs. Electronic-Disc 1st	Incremental Charge - Manual Svc Order vs. Electronic-Disc Add'l				
													Rec	Nonrecurring		Nonrecurring
							First	Add'l	First	Add'l	SOMEc	SOMAN	SOMAN	SOMAN	SOMAN	SOMAN
NOTE: INTEROFFICE CHANNEL DEDICATED TRANSPORT - minimum billing period - below DS3=one month, DS3/STS-1=four months																
INTEROFFICE CHANNEL - DEDICATED TRANSPORT																
	Interoffice Channel - Dedicated Transport - 2-Wire Voice Grade - Per Mile per month			U1TVX	1L5XX	0.0098										
	Interoffice Channel - Dedicated Transport- 2- Wire Voice Grade - Facility Termination per month			U1TVX	U1TV2	22.52	40.77	27.57	17.26	7.11		15.75				
	Interoffice Channel - Dedicated Transport- 2-Wire Voice Grade Rev Bat. - Per Mile per month			U1TVX	1L5XX	0.0098										
	Interoffice Channel - Dedicated Transport- 2- Wire VG Rev Bat. - Facility Termination per month			U1TVX	U1TR2	22.52	40.77	27.57	17.26	7.11		15.75				
	Interoffice Channel - Dedicated Transport - 4-Wire Voice Grade - Per Mile per month			U1TVX	1L5XX	0.0098										
	Interoffice Channel - Dedicated Transport - 4- Wire Voice Grade - Facility Termination per month			U1TVX	U1TV4	19.79	40.77	27.57	17.26	7.11		15.75				
	Interoffice Channel - Dedicated Transport - 56 kbps - per mile per month			U1TDX	1L5XX	0.0098										
	Interoffice Channel - Dedicated Transport - 56 kbps - Facility Termination per month			U1TDX	U1TD5	15.68	40.78	27.57	17.26	7.11		15.75				
	Interoffice Channel - Dedicated Transport - 64 kbps - per mile per month			U1TDX	1L5XX	0.0098										
	Interoffice Channel - Dedicated Transport - 64 kbps - Facility Termination per month			U1TDX	U1TD6	15.68	40.78	27.57	17.26	7.11		15.75				
	Interoffice Channel - Dedicated Channel - DS1 - Per Mile per month			U1TD1	1L5XX	0.201										
	Interoffice Channel - Dedicated Transport - DS1 - Facility Termination per month			U1TD1	U1TF1	57.33	89.79	82.28	16.86	14.90		15.75				
	Interoffice Channel - Dedicated Transport - DS3 - Per Mile per month			U1TD3	1L5XX	4.76										
	Interoffice Channel - Dedicated Transport - DS3 - Facility Termination per month			U1TD3	U1TF3	641.90	280.37	163.70	62.08	60.29		15.75				
	Interoffice Channel - Dedicated Transport - STS-1 - Per Mile per month			U1TS1	1L5XX	4.76										
	Interoffice Channel - Dedicated Transport - STS-1 - Facility Termination per month			U1TS1	U1TFS	644.21	280.37	163.70	62.08	60.29		15.75				
LOCAL CHANNEL - DEDICATED TRANSPORT																
NOTE: LOCAL CHANNEL DEDICATED TRANSPORT - minimum billing period - below DS3=one month, DS3/STS-1=four months																
	Local Channel - Dedicated - 2-Wire Voice Grade Per Month			ULDVX	ULDV2	14.91	194.22	33.36	37.79	3.30		15.75				
	Local Channel - Dedicated - 2-Wire Voice Grade Rev Bat per month			ULDVX	ULDR2	14.91	194.22	33.36	37.79	3.30		15.75				
	Local Channel - Dedicated - 4-Wire Voice Grade per month			UNDVX	ULDV4	15.99	194.66	33.80	38.27	3.78		15.75				
	Local Channel - Dedicated - DS1 per month - Zone 1		1	ULDD1	ULDF1	36.83	178.50	154.61	22.89	15.74		15.75				
	Local Channel - Dedicated - DS1 per month - Zone 2		2	ULDD1	ULDF1	35.99	178.50	154.61	22.89	15.74		15.75				
	Local Channel - Dedicated - DS1 per month - Zone 3		3	ULDD1	ULDF1	221.63	178.50	154.61	22.89	15.74		15.75				
	Local Channel - Dedicated - DS1 per month - Zone 4		4	ULDD1	ULDF1	221.63	178.50	154.61	22.89	15.74		15.75				
	Local Channel - Dedicated - DS3 - Per Mile per month			ULDD3	1L5NC	9.66										
	Local Channel - Dedicated - DS3 - Facility Termination per month			ULDD3	ULDF3	413.87	454.13	265.47	123.23	86.19		15.75				
	Local Channel - Dedicated - STS-1 - Per Mile per month			ULDS1	1L5NC	9.66										
	Local Channel - Dedicated - STS-1 - Facility Termination per month			ULDS1	ULDFS	408.02	454.13	265.47	123.23	86.19		15.75				
MULTIPLEXERS																
	Channelization - DS1 to DS0 Channel System			UXTD1	MQ1	102.85	91.57	62.94	10.87	10.10		15.75				
	OCU-DP COCI (data) - DS1 to DS0 Channel System - per month (2.4-64kbs)			UDL	1D1DD	1.22	6.62	4.74				15.75				
	2-wire ISDN COCI (BRITE) - DS1 to DS0 Channel System - per month			UDN	UC1CA	2.62	6.62	4.74				15.75				
	Voice Grade COCI - DS1 to DS0 Channel System - per month			UEA	1D1VG	0.5737	6.62	4.74				15.75				
	DS3 to DS1 Channel System per month			UXTD3	MQ3	170.63	179.17	94.52	34.30	32.82		15.75				
	STS1 to DS1 Channel System per month			UXTS1	MQ3	170.63	179.17	94.52	34.30	32.82		15.75				

UNBUNDLED NETWORK ELEMENTS - Mississippi											Attachment: 2		Exhibit: B							
CATEGORY	RATE ELEMENTS	Interim	Zone	BCS	USOC	RATES(\$)	Svc Order Submitted Elec per LSR	Svc Order Submitted Manually per LSR	Incremental Charge - Manual Svc Order vs. Electronic-1st	Incremental Charge - Manual Svc Order vs. Electronic-Add'l	Incremental Charge - Manual Svc Order vs. Electronic-Disc 1st	Incremental Charge - Manual Svc Order vs. Electronic-Disc Add'l	OSS Rates(\$)							
													Rec	Nonrecurring		Nonrecurring Disconnect		SOMEc	SOMAN	SOMAN
													First	Add'l	First	Add'l				
	DS3 Interface Unit (DS1 COCI) used with Loop per month			USL	UC1D1	12.96							6.62	4.74						15.75
	DS3 Interface Unit (DS1 COCI) used with Local Channel per month			ULDD1	UC1D1	12.96							6.62	4.74						15.75
	DS3 Interface Unit (DS1 COCI) used with Interoffice Channel per month			U1TD1	UC1D1	12.96							6.62	4.74						15.75
DARK FIBER																				
	Dark Fiber, Four Fiber Strands, Per Route Mile or Fraction Thereof per month - Local Channel			UDF	1L5DC	59.95														
	NRC Dark Fiber - Local Channel			UDF	UDFC4								642.79	138.67	326.97	203.85				15.75
	Dark Fiber, Four Fiber Strands, Per Route Mile or Fraction Thereof per month - Interoffice Channel			UDF	1L5DF	28.27														
	NRC Dark Fiber - Interoffice Channel			UDF	UDF14								642.79	138.67	326.97	203.85				15.75
	Dark Fiber, Four Fiber Strands, Per Route Mile or Fraction Thereof per month - Local Loop			UDF	1L5DL	59.95														
	NRC Dark Fiber - Local Loop			UDF	UDFL4								642.79	138.67	326.97	203.85				15.75
TRANSPORT OTHER																				
Optional Features & Functions:																				
8XX ACCESS TEN DIGIT SCREENING																				
	8XX Access Ten Digit Screening, Per Call			OHD		0.0006216														
	8XX Access Ten Digit Screening, Reservation Charge Per 8XX Number Reserved			OHD	N8R1X								2.60	0.44						15.75
	8XX Access Ten Digit Screening, Per 8XX No. Established W/O POTS Translations			OHD									5.97	0.81	4.60	0.54				15.75
	8XX Access Ten Digit Screening, Per 8XX No. Established With POTS Translations			OHD	N8FTX								5.97	0.81	4.60	0.54				15.75
	8XX Access Ten Digit Screening, Customized Area of Service Per 8XX Number			OHD	N8FCX								2.60	1.30						15.75
	8XX Access Ten Digit Screening, Multiple InterLATA CXR Routing Per CXR Requested Per 8XX No.			OHD	N8FMX								3.04	1.74						15.75
	8XX Access Ten Digit Screening, Change Charge Per Request			OHD	N8FAX								3.04	0.44						15.75
	8XX Access Ten Digit Screening, Call Handling and Destination Features			OHD	N8FDX								2.60							15.75
	8XX Access Ten Digit Screening, w/ 8FL No. Delivery, per query			OHD		0.0006216														
	8XX Access Ten Digit Screening, w/ POTS No. Delivery, per query			OHD		0.0006216														
LINE INFORMATION DATA BASE ACCESS (LIDB)																				
	LIDB Common Transport Per Query			OQT		0.0000197														
	LIDB Validation Per Query			OQU		0.0137053														
	LIDB Originating Point Code Establishment or Change			OQT, OQU	NRPBX								34.52	34.52	42.33	42.33				15.75
SIGNALING (CCS7)																				
	CCS7 Signaling Termination, Per STP Port			UDB	PT8SX	132.21														
	CCS7 Signaling Usage, Per TCAP Message			UDB		0.0000597														
	CCS7 Signaling Connection, Per link (A link)			UDB	TPP++	16.55							35.74	35.74	16.53	16.53				15.75
	CCS7 Signaling Connection, Per link (B link) (also known as D link)			UDB	TPP++	16.55							35.74	35.74	16.53	16.53				15.75
	CCS7 Signaling Usage, Per ISUP Message			UDB		0.0000149														
	CCS7 Signaling Usage Surrogate, per link per LATA			UDB	STU56	683.55														
	CCS7 Signaling Point Code, per Originating Point Code Establishment or Change, per STP affected			UDB	CCAPO								29.18	29.18	35.78	35.78				15.75
E911 SERVICE																				
	Local Channel - Dedicated - 2-wr Voice Grade					14.91							194.22	33.36	37.79	3.30				15.75
	Interoffice Transport - Dedicated - 2-wr Voice Grade Per Mile					0.0098														
	Interoffice Transport - Dedicated - 2-wr Voice Grade Per Facility Termination					22.52							40.77	27.57	17.26	7.11				15.75
	Local Channel - Dedicated - DS1 - Zone 1					36.83							178.50	154.61	22.89	15.74				15.75
	Local Channel - Dedicated - DS1 - Zone 2					35.99							178.50	154.61	22.89	15.74				15.75
	Local Channel - Dedicated - DS1 - Zone 3					221.63							178.50	154.61	22.89	15.74				15.75
	Local Channel - Dedicated - DS1 - Zone 4					221.63							178.50	154.61	22.89	15.74				15.75

UNBUNDLED NETWORK ELEMENTS - Mississippi										Attachment: 2		Exhibit: B				
CATEGORY	RATE ELEMENTS	Interim	Zone	BCS	USOC	RATES(\$)	Svc Order Submitted Elec per LSR	Svc Order Submitted Manually per LSR	Incremental Charge - Manual Svc Order vs. Electronic-1st	Incremental Charge - Manual Svc Order vs. Electronic-Add'l	Incremental Charge - Manual Svc Order vs. Electronic-Disc 1st	Incremental Charge - Manual Svc Order vs. Electronic-Disc Add'l				
													Rec	Nonrecurring		Nonrecurring Disconnect
										SOMEc	SOMAN	SOMAN	SOMAN	SOMAN	SOMAN	
	Interoffice Transport - Dedicated - DS1 Per Mile					0.2010										
	Interoffice Transport - Dedicated - DS1 Per Facility Termination					57.33	89.79	82.28	16.86	14.90		15.75				
											15.75					
CALLING NAME (CNAM) SERVICE																
	CNAM for DB Owners, Per Query			OOV		0.0010231										
	CNAM for Non DB Owners, Per Query			OOV		0.0010231										
	CNAM For DB Owners - Service Establishment			OOV			23.09	23.09	21.23	21.23		15.75				
	CNAM For Non DB Owners - Service Establishment			OOV			23.09	23.09	21.23	21.23		15.75				
	CNAM For DB Owners - Service Provisioning With Point Code Establishment			OOV			996.62	737.08	270.49	198.89		15.75				
	CNAM For Non DB Owners - Service Provisioning With Point Code Establishment			OOV			344.32	246.56	276.85	198.89		15.75				
LNP Query Service																
	LNP Charge Per query			OOV		0.0008477										
	LNP Service Establishment Manual						12.59	12.59	11.58	11.58		15.75				
	LNP Service Provisioning with Point Code Establishment						596.94	304.96	270.49	198.89		15.75				
OPERATOR CALL PROCESSING																
	Oper. Call Processing - Oper. Provided, Per Min. - Using BST LIDB					1.20										
	Oper. Call Processing - Oper. Provided, Per Min. - Using Foreign LIDB					1.24										
	Oper. Call Processing - Fully Automated, per Call - Using BST LIDB					0.20										
	Oper. Call Processing - Fully Automated, per Call - Using Foreign LIDB					0.20										
INWARD OPERATOR SERVICES																
	Inward Operator Services - Verification, Per Minute					1.15										
	Inward Operator Services - Verification and Emergency Interrupt - Per Minute					1.15										
BRANDING - OPERATOR CALL PROCESSING																
	Recording of Custom Branded OA Announcement				CBAOS		7,000.00	7,000.00				15.75				
	Loading of Custom Branded OA Announcement per shelf/NAV				CBAOL		500.00	500.00				15.75				
	Unbranding via OLNS for UNEP CLEC															
	Loading of OA per OCN (Regional)						1,200.00	1,200.00				15.75				
DIRECTORY ASSISTANCE SERVICES																
DIRECTORY ASSISTANCE ACCESS SERVICE																
	Directory Assistance Access Service Calls, Charge Per Call					0.275										
DIRECTORY ASSISTANCE CALL COMPLETION ACCESS SERVICE (DACC)																
	Directory Assistance Call Completion Access Service (DACC), Per Call Attempt					0.10										
DIRECTORY TRANSPORT																
DIRECTORY ASSISTANCE SERVICES																
DIRECTORY ASSISTANCE DATA BASE SERVICE (DADS)																
	Directory Assistance Data Base Service Charge Per Listing					0.04										
	Directory Assistance Data Base Service, per month				DBSOF	150.00										
BRANDING - DIRECTORY ASSISTANCE																
Facility Based CLEC																
	Recording and Provisioning of DA Custom Branded Announcement			AMT	CBADA		6,000.00	6,000.00								
	Loading of Custom Branded Announcement per DRAM Card/Switch			AMT	CBADC		1,170.00	1,170.00								
UNEP CLEC																
	Recording of DA Custom Branded Announcement						3,000.00	3,000.00								
	Loading of DA Custom Branded Announcement per DRAM Card/Switch per OCN						1,170.00	1,170.00								
Unbranding via OLNS for UNEP CLEC																
	Loading of DA per OCN (1 OCN per Order)						420.00	420.00								
	Loading of DA per Switch per OCN						16.00	16.00								

UNBUNDLED NETWORK ELEMENTS - Mississippi										Attachment: 2		Exhibit: B	
CATEGORY	RATE ELEMENTS	Interim	Zone	BCS	USOC	RATES(\$)	Svc Order Submitted Elec per LSR	Svc Order Submitted Manually per LSR	Incremental Charge - Manual Svc Order vs. Electronic-1st	Incremental Charge - Manual Svc Order vs. Electronic-Add'l	Incremental Charge - Manual Svc Order vs. Electronic-Disc 1st	Incremental Charge - Manual Svc Order vs. Electronic-Disc Add'l	
													Rec
SELECTIVE ROUTING													
	Selective Routing Per Unique Line Class Code Per Request Per Switch				USRCR	85.19	85.19	14.19	14.19			15.75	
VIRTUAL COLLOCATION													
	Virtual Collocation - Application Cost			AMTFS	EAF	1,212.25		0.51					
	Virtual Collocation - Cable Installation Cost, per cable			AMTFS	ESPCX	926.27		22.62					
	Virtual Collocation - Floor Space, per sq. ft.			AMTFS	ESPVX	5.74							
	Virtual Collocation - Power, per breaker amp			AMTFS	ESPAX	7.33							
	Virtual Collocation - Cable Support Structure, per entrance cable			AMTFS	ESPSX	15.24							
	Virtual Collocation - 2-wire Cross Connects (loop)			UEANL,UEA,UDN,U DC,UAL,UHL,UCL,U EQ, AMTFS, UDL, UNCVX, UNCDX, UNCNX	UEAC2	0.0268	12.37	11.87	6.04	5.45		15.75	
	Virtual Collocation - 4-wire Cross Connects (loop)			UEA,UHL,UCL,UDL, AMTFS, UAL, UDN, UNCVX, UNCDX	UEAC4	0.0536	12.47	11.94	6.59	5.91		15.75	
	Virtual Collocation - 2-Fiber Cross Connects			AMTFS,UDL12, UDLO3, U1T48, U1T12, U1T03, ULDO3, ULD12, ULD48, UDF	CNC2F	2.91	21.01	15.29	7.61	6.10		15.75	
	Virtual Collocation - 4-Fiber Cross Connects			AMTFS,UDL12, UDLO3, U1T48, U1T12, U1T03, ULDO3, ULD12, ULD48, UDF	CNC4F	5.82	25.70	19.97	10.01	8.50		15.75	
	Virtual collocation - DS1 Cross Connects			USL,ULC,AMTFS, ULR, UXTD1, UNC1X, ULDD1, U1TD1, USLEL, UNLD1	CNC1X	1.14	22.16	16.02	6.60	5.97		15.75	
	Virtual collocation - DS3 Cross Connects			USL,ULC,AMTFS,U E3, U1TD3, UXTS1, UXTD3, UNC3X, UNCSX, ULDD3, U1TS1, ULDS1, UDLSX, UNLD3	CND3X	14.49	21.01	15.29	7.61	6.10		15.75	
	Virtual Collocation - Co-Carrier Cross Connects - Fiber Cable Support Structure, per linear foot			AMTFS	VE1CB	0.0025							
	Virtual Collocation - Co-Carrier Cross Connects - Copper/Coax Cable Support Structure, per linear ft			AMTFS	VE1CD	0.0037							
	Virtual Collocation - Co-Carrier Cross Connects - Fiber Cable Support Structure, per cable			AMTFS	VE1CC		534.65						
	Virtual Collocation - Co-Carrier Cross Connects - Copper/Coax Cable Support Structure, per cable			AMTFS	VE1CE		534.65						
	Virtual collocation - Security Escort - Basic, per half hour			AMTFS	SPTBX		17.02	10.79					
	Virtual collocation - Security Escort - Overtime, per half hour			AMTFS	SPTOX		22.17	13.94					
	Virtual collocation - Security Escort - Premium, per half hour			AMTFS	SPTPX		27.32	17.08					
	Virtual collocation - Maintenance in CO - Basic, per half hour			AMTFS	CTRLX		28.09	10.79					
	Virtual collocation - Maintenance in CO - Overtime, per half hour			AMTFS	SPTOM		36.69	13.94					
	Virtual collocation - Maintenance in CO - Premium per half hour			AMTFS	SPTPM		45.28	17.08					
VIRTUAL COLLOCATION													
	Virtual Collocation - 2-wire Cross Connect, Exchange Port 2-Wire Analog - Res			UEPSR	VE1R2	0.0268	12.37	11.87	6.04	5.45		15.75	

UNBUNDLED NETWORK ELEMENTS - Mississippi										Attachment: 2		Exhibit: B			
CATEGORY	RATE ELEMENTS	Interim	Zone	BCS	USOC	RATES(\$)	Svc Order Submitted Elec per LSR	Svc Order Submitted Manually per LSR	Incremental Charge - Manual Svc Order vs. Electronic-1st	Incremental Charge - Manual Svc Order vs. Electronic-Add'l	Incremental Charge - Manual Svc Order vs. Electronic-Disc 1st	Incremental Charge - Manual Svc Order vs. Electronic-Disc Add'l			
													Rec	Nonrecurring	
										SOMEc	SOMAN	SOMAN	SOMAN	SOMAN	SOMAN
	Virtual Collocation 2-Wire Cross Connect, Exchange Port 2-Wire Line Side PBX Trunk - Bus			UEPSP	VE1R2	0.0268	12.37	11.87	6.04	5.45		15.75			
	Virtual Collocation 2-Wire Cross Connect, Exchange Port 2-Wire Voice Grade PBX Trunk - Res			UEPSE	VE1R2	0.0268	12.37	11.87	6.04	5.45		15.75			
	Virtual Collocation 2-Wire Cross Connect, Exchange Port 2-Wire Analog Bus			UEPSB	VE1R2	0.0268	12.37	11.87	6.04	5.45		15.75			
	Virtual Collocation 2-Wire Cross Connect, Exchange Port 2-Wire ISDN			UEPSX	VE1R2	0.0268	12.37	11.87	6.04	5.45		15.75			
	Virtual Collocation 2-Wire Cross Connect, Exchange Port 2-Wire ISDN			UEPTX	VE1R2	0.0268	12.37	11.87	6.04	5.45		15.75			
	Virtual Collocation 4-Wire Cross Connect, Exchange Port 4-Wire ISDN DS1			UEPEX	VE1R4	0.0536	12.47	11.94	6.59	5.91		15.75			
VIRTUAL COLLOCATION															
	Virtual Collocation-2 Wire Cross Connects (Loop) for Line Splitting			UEPSR, UEPSB	VE1LS	0.0268	12.37	11.87	6.04	5.45		15.75			
AIN SELECTIVE CARRIER ROUTING															
	Regional Service Establishment			SRC	SRCEC		101,685.12		8,640.51			15.75			
	End Office Establishment			SRC	SRCEO		167.49	167.49	1.71	1.71		15.75			
	Query NRC, per query			SRC		0.0030502									
AIN - BELLSOUTH AIN SMS ACCESS SERVICE															
	AIN SMS Access Service - Service Establishment, Per State, Initial Setup			A1N	CAMSE		39.67	39.67	40.92	40.92		15.75			
	AIN SMS Access Service - Port Connection - Dial/Shared Access			A1N	CAMDP		7.87	7.87	9.14	9.14		15.75			
	AIN SMS Access Service - Port Connection - ISDN Access			A1N	CAM1P		7.87	7.87	9.14	9.14		15.75			
	AIN SMS Access Service - User Identification Codes - Per User ID Code			A1N	CAMAU		35.21	35.21	27.21	27.21		15.75			
	AIN SMS Access Service - Security Card, Per User ID Code, Initial or Replacement			A1N	CAMRC		42.13	42.13	11.78	11.78		15.75			
	AIN SMS Access Service - Storage, Per Unit (100 Kilobytes)					0.0021									
	AIN SMS Access Service - Session, Per Minute					0.5649									
	AIN SMS Access Service - Company Performed Session, Per Minute					0.8393									
AIN - BELLSOUTH AIN TOOLKIT SERVICE															
	AIN Toolkit Service - Service Establishment Charge, Per State, Initial Setup			CAM	BAPSC		39.67	39.67	40.92	40.92		15.75			
	AIN Toolkit Service - Training Session, Per Customer				BAPVX		4,226.54	4,226.54				15.75			
	AIN Toolkit Service - Trigger Access Charge, Per Trigger, Per DN, Term. Attempt				BAPTT		7.87	7.87	9.14	9.14		15.75			
	AIN Toolkit Service - Trigger Access Charge, Per Trigger, Per DN, Off-Hook Delay				BAPTD		7.87	7.87	9.14	9.14		15.75			
	AIN Toolkit Service - Trigger Access Charge, Per Trigger, Per DN, Off-Hook Immediate				BAPTM		7.87	7.87	9.14	9.14		15.75			
	AIN Toolkit Service - Trigger Access Charge, Per Trigger, Per DN, 10-Digit PDDP				BAPTO		34.67	34.67	14.44	14.44		15.75			
	AIN Toolkit Service - Trigger Access Charge, Per Trigger, Per DN, CDP				BAPTC		34.67	34.67	14.44	14.44		15.75			
	AIN Toolkit Service - Trigger Access Charge, Per Trigger, Per DN, Feature Code				BAPTF		34.67	34.67	14.44	14.44		15.75			
	AIN Toolkit Service - Query Charge, Per Query					0.0535577									
	AIN Toolkit Service - Type 1 Node Charge, Per AIN Toolkit Subscription, Per Node, Per Query					0.0063509									
	AIN Toolkit Service - SCP Storage Charge, Per SMS Access Account, Per 100 Kilobytes					0.06									
	AIN Toolkit Service - Monthly report - Per AIN Toolkit Service Subscription			CAM	BAPMS	11.11	7.87	7.87	5.54	5.54		15.75			
	AIN Toolkit Service - Special Study - Per AIN Toolkit Service Subscription			CAM	BAPLS	2.71	8.71	8.71				15.75			

UNBUNDLED NETWORK ELEMENTS - Mississippi										Attachment: 2		Exhibit: B			
CATEGORY	RATE ELEMENTS	Interim	Zone	BCS	USOC	RATES(\$)				Svc Order Submitted Elec per LSR	Svc Order Submitted Manually per LSR	Incremental Charge - Manual Svc Order vs. Electronic-1st	Incremental Charge - Manual Svc Order vs. Electronic-Add'l	Incremental Charge - Manual Svc Order vs. Electronic-Disc 1st	Incremental Charge - Manual Svc Order vs. Electronic-Disc Add'l
						Rec	Nonrecurring		Nonrecurring Disconnect						
							First	Add'l	First	Add'l	SOMEc	SOMAN	SOMAN	SOMAN	SOMAN
	AIN Toolkit Service - Call Event Report - Per AIN Toolkit Service Subscription			CAM	BAPDS	8.48	7.87	7.87	5.54	5.54		15.75			
	AIN Toolkit Service - Call Event Special Study - Per AIN Toolkit Service Subscription			CAM	BAPES	0.09	8.71	8.71				15.75			
ENHANCED EXTENDED LINK (EELs)															
NOTE: New EELs available in GA, TN, KY, LA, MS, & SC and density zone 1 of following MSAs: Orlando, FL; Miami, FL; Ft. Lauderdale, FL;															
NOTE: Charlotte-Gastonia-Rockhill, NC; Greensboro-Winston Salem-High Point, NC. Use all rates below except Switch As Is Charge.															
NOTE: In all states, EEL network elements shown below also apply to currently combined facilities which are converted to UNE rates. A Switch As Is Charge applies to currently combined facilities converted to UNEs.(Non-recurring rates do not apply.)															
NOTE: In GA, TN, KY, LA, MS & SC the EEL network elements apply to ordinarily combined network elements.(No Switch As Is Charge.)															
2-WIRE VOICE GRADE EXTENDED LOOP WITH DEDICATED DS1 INTEROFFICE TRANSPORT (EEL)															
	First 2-Wire VG Loop(SL2) in a DS1 Interofficed Transport Combination - Zone 1		1	UNCVX	UEAL2	13.89	105.96	68.28	52.82	10.37		15.75			
	First 2-Wire VG Grade Loop(SL2) in a DS1 Interofficed Transport Combination - Zone 2		2	UNCVX	UEAL2	18.75	105.96	68.28	52.82	10.37		15.75			
	First 2-Wire VG Grade Loop(SL2) in a DS1 Interofficed Transport Combination - Zone 3		3	UNCVX	UEAL2	27.55	105.96	68.28	52.82	10.37		15.75			
	First 2-Wire VG Loop(SL2) in a DS1 Interofficed Transport Combination - Zone 4		4	UNCVX	UEAL2	45.72	105.96	68.28	52.82	10.37		15.75			
	Interoffice Transport - Dedicated - DS1 combination - Per Mile per month			UNC1X	1L5XX	0.1813									
	Interoffice Transport - Dedicated - DS1 combination - Facility Termination per month			UNC1X	U1TF1	51.72	89.79	82.28	16.86	14.90		15.75			
	DS1 Channelization System Per Month			UNC1X	MQ1	102.85	91.57	62.94	10.87	10.10		15.75			
	Voice Grade COCI - DS1 To Ds0 Interface - Per Month			UNCVX	1D1VG	0.5737	6.62	4.74							
	Each Additional 2-Wire VG Loop(SL 2) in the same DS1 Interoffice Transport Combination - Zone 1		1	UNCVX	UEAL2	13.89	105.96	68.28	52.82	10.37		15.75			
	Each Additional 2-Wire VG Loop(SL2) in the same DS1 Interoffice Transport Combination - Zone 2		2	UNCVX	UEAL2	18.75	105.96	68.28	52.82	10.37		15.75			
	Each Additional 2-Wire VG Loop(SL2) in the same DS1 Interoffice Transport Combination - Zone 3		3	UNCVX	UEAL2	27.55	105.96	68.28	52.82	10.37		15.75			
	Each Additional 2-Wire VG Loop(SL2) in the same DS1 Interoffice Transport Combination - Zone 4		4	UNCVX	UEAL2	45.72	105.96	68.28	52.82	10.37		15.75			
	Voice Grade COCI - DS1 to DS0 Channel System combination - per month			UNCVX	1D1VG	0.5737	6.62	4.74				15.75			
	Nonrecurring Currently Combined Network Elements Switch -As-Is Charge			UNC1X	UNCCC		5.63	5.63	7.20	7.20		15.75			
4-WIRE VOICE GRADE EXTENDED LOOP WITH DEDICATED DS1 INTEROFFICE TRANSPORT (EEL)															
	First 4-Wire Analog Voice Grade Loop in a DS1 Interoffice Transport Combination - Zone 1		1	UNCVX	UEAL4	27.47	132.27	94.59	60.68	14.64		15.75			
	First 4-Wire Analog Voice Grade Loop in a DS1 Interoffice Transport Combination - Zone 2		2	UNCVX	UEAL4	38.26	132.27	94.59	60.68	14.64		15.75			
	First 4-Wire Analog Voice Grade Loop in a DS1 Interoffice Transport Combination - Zone 3		3	UNCVX	UEAL4	50.03	132.27	94.59	60.68	14.64		15.75			
	First 4-Wire Analog Voice Grade Loop in a DS1 Interoffice Transport Combination - Zone 4		4	UNCVX	UEAL4	50.03	132.27	94.59	60.68	14.64		15.75			
	Interoffice Transport - Dedicated - DS1 combination - Per Mile Per Month			UNC1X	1L5XX	0.1813									
	Interoffice Transport - Dedicated - DS1 - Facility Termination Per Month			UNC1X	U1TF1	51.72	89.79	82.28	16.86	14.90		15.75			
	Channelization - Channel System DS1 to DS0 combination Per Month			UNC1X	MQ1	102.85	91.57	62.94	10.87	10.10		15.75			
	Voice Grade COCI - DS1 to DS0 Channel System combination - per month			UNCVX	1D1VG	0.5737	6.62	4.74				15.75			
	Additional 4-Wire Analog Voice Grade Loop in same DS1 Interoffice Transport Combination - Zone 1		1	UNCVX	UEAL4	27.47	132.27	94.59	60.68	14.64		15.75			
	Additional 4-Wire Analog Voice Grade Loop in same DS1 Interoffice Transport Combination - Zone 2		2	UNCVX	UEAL4	38.26	132.27	94.59	60.68	14.64		15.75			
	Additional 4-Wire Analog Voice Grade Loop in same DS1 Interoffice Transport Combination - Zone 3		3	UNCVX	UEAL4	50.03	132.27	94.59	60.68	14.64		15.75			

UNBUNDLED NETWORK ELEMENTS - Mississippi										Attachment: 2		Exhibit: B			
CATEGORY	RATE ELEMENTS	Interim	Zone	BCS	USOC	RATES(\$)				Svc Order Submitted Elec per LSR	Svc Order Submitted Manually per LSR	Incremental Charge - Manual Svc Order vs. Electronic-1st	Incremental Charge - Manual Svc Order vs. Electronic-Add'l	Incremental Charge - Manual Svc Order vs. Electronic-Disc 1st	Incremental Charge - Manual Svc Order vs. Electronic-Disc Add'l
						Rec	Nonrecurring		Nonrecurring Disconnect						
							First	Add'l	First	Add'l	SOMEc	SOMAN	SOMAN	SOMAN	SOMAN
	Additional 4-Wire Analog Voice Grade Loop in same DS1 Interoffice Transport Combination - Zone 4		4	UNCVX	UEAL4	50.03	132.27	94.59	60.68	14.64		15.75			
	Voice Grade COCI - DS1 to DS0 Channel System combination - per month			UNCVX	1D1VG	0.5737	6.62	4.74				15.75			
	Nonrecurring Currently Combined Network Elements Switch -As-Is Charge			UNC1X	UNCCC		5.63	5.63	7.20	7.20		15.75			
4-WIRE 56 KBPS EXTENDED DIGITAL LOOP WITH DEDICATED DS1 INTEROFFICE TRANSPORT (EEL)															
	First 4-Wire 56Kbps Digital Grade Loop in a DS1 Interoffice Transport Combination - Zone 1		1	UNCDX	UDL56	27.44	126.53	88.85	60.68	14.64		15.75			
	First 4-wire 56Kbps Digital Grade Loop in a DS1 Interoffice Transport Combination - Zone 2		2	UNCDX	UDL56	34.55	126.53	88.85	60.68	14.64		15.75			
	First 4-Wire 56Kbps Digital Grade Loop in a DS1 Interoffice Transport Combination - Zone 3		3	UNCDX	UDL56	40.76	126.53	88.85	60.68	14.64		15.75			
	First 4-Wire 56Kbps Digital Grade Loop in a DS1 Interoffice Transport Combination - Zone 4		4	UNCDX	UDL56	32.25	126.53	88.85	60.68	14.64		15.75			
	Interoffice Transport - Dedicated - DS1 combination - Per Mile Per Month			UNC1X	1L5XX	0.1813						15.75			
	Interoffice Transport - Dedicated - DS1 - combination Facility Termination Per Month			UNC1X	U1TF1	51.72	89.79	82.28	16.86	14.90		15.75			
	Channelization - Channel System DS1 to DS0 combination Per Month			UNC1X	MQ1	102.85	91.57	62.94	10.87	10.10		15.75			
	OCU-DP COCI (data) - DS1 to DS0 Channel System - per month (2.4-64kbs)			UNCDX	1D1DD	1.22	6.62	4.74				15.75			
	Additional 4-Wire 56Kbps Digital Grade Loop in same DS1 Interoffice Transport Combination - Zone 1		1	UNCDX	UDL56	27.44	126.53	88.85	60.68	14.64		15.75			
	Additional 4-Wire 56Kbps Digital Grade Loop in same DS1 Interoffice Transport Combination - Zone 2		2	UNCDX	UDL56	34.55	126.53	88.85	60.68	14.64		15.75			
	Additional 4-Wire 56Kbps Digital Grade Loop in same DS1 Interoffice Transport Combination - Zone 3		3	UNCDX	UDL56	40.76	126.53	88.85	60.68	14.64		15.75			
	Additional 4-Wire 56Kbps Digital Grade Loop in same DS1 Interoffice Transport Combination - Zone 4		4	UNCDX	UDL56	32.25	126.53	88.85	60.68	14.64		15.75			
	OCU-DP COCI (data) - DS1 to DS0 Channel System - combination per month (2.4-64kbs)			UNCDX	1D1DD	1.22	6.62	4.74				15.75			
	Nonrecurring Currently Combined Network Elements Switch -As-Is Charge			UNC1X	UNCCC		5.63	5.63	7.20	7.20		15.75			
4-WIRE 64 KBPS EXTENDED DIGITAL LOOP WITH DEDICATED DS1 INTEROFFICE TRANSPORT (EEL)															
	First 4-Wire 64Kbps Digital Grade Loop in a DS1 Interoffice Transport Combination - Zone 1		1	UNCDX	UDL64	27.44	126.53	88.85	60.68	14.64		15.75			
	First 4-Wire 64Kbps Digital Grade Loop in a DS1 Interoffice Transport Combination - Zone 2		2	UNCDX	UDL64	34.55	126.53	88.85	60.68	14.64		15.75			
	First 4-Wire 64Kbps Digital Grade Loop in a DS1 Interoffice Transport Combination - Zone 3		3	UNCDX	UDL64	40.76	126.53	88.85	60.68	14.64		15.75			
	First 4-Wire 64Kbps Digital Grade Loop in a DS1 Interoffice Transport Combination - Zone 4		4	UNCDX	UND64	32.25	126.53	88.85	60.68	14.64		15.75			
	Interoffice Transport - Dedicated - DS1 combination - Per Mile Per Month			UNC1X	1L5XX	0.1813						15.75			
	Interoffice Transport - Dedicated - DS1 combination - Facility Termination Per Month			UNC1X	U1TF1	51.72	89.79	82.28	16.86	14.90		15.75			
	Channelization - Channel System DS1 to DS0 combination Per Month			UNC1X	MQ1	102.85	91.57	62.94	10.87	10.10		15.75			
	OCU-DP COCI (data) - DS1 to DS0 Channel System combination - per month (2.4-64kbs)			UNCDX	1D1DD	1.22	6.62	4.74				15.75			
	Additional 4-Wire 64Kbps Digital Grade Loop in same DS1 Interoffice Transport Combination - Zone 1		1	UNCDX	UDL64	27.44	126.53	88.85	60.68	14.64		15.75			
	Additional 4-Wire 64Kbps Digital Grade Loop in same DS1 Interoffice Transport Combination - Zone 2		2	UNCDX	UDL64	34.55	126.53	88.85	60.68	14.64		15.75			
	Additional 4-Wire 64Kbps Digital Grade Loop in same DS1 Interoffice Transport Combination - Zone 3		3	UNCDX	UDL64	40.76	126.53	88.85	60.68	14.64		15.75			

UNBUNDLED NETWORK ELEMENTS - Mississippi											Attachment: 2		Exhibit: B										
CATEGORY	RATE ELEMENTS	Interim	Zone	BCS	USOC	RATES(\$)	Svc Order Submitted Elec per LSR	Svc Order Submitted Manually per LSR	Incremental Charge - Manual Svc Order vs. Electronic-1st	Incremental Charge - Manual Svc Order vs. Electronic-Add'l	Incremental Charge - Manual Svc Order vs. Electronic-Disc 1st	Incremental Charge - Manual Svc Order vs. Electronic-Disc Add'l	OSS Rates(\$)										
													Rec	Nonrecurring		Nonrecurring Disconnect		SOMEc	SOMAN	SOMAN	SOMAN	SOMAN	SOMAN
													First	Add'l	First	Add'l							
	Additional 4-Wire 64Kbps Digital Grade Loop in same DS1 Interoffice Transport Combination - Zone 4		4	UNCDX	UDL64	32.25							126.53	88.85	60.68	14.64							15.75
	OCU-DP COCI (data) - DS1 to DS0 Channel System combination - per month (2.4-64kbs)			UNCDX	1D1DD	1.22							6.62	4.74									15.75
	Nonrecurring Currently Combined Network Elements Switch -As-Is Charge			UNC1X	UNCCC								5.63	5.63	7.20	7.20							15.75
4-WIRE DS1 DIGITAL EXTENDED LOOP WITH DEDICATED DS1 INTEROFFICE TRANSPORT (EEL)																							
	4-Wire DS1 Digital Loop in Combination with DS1 Interoffice Transport - Zone 1		1	UNC1X	USLXX	79.08							253.93	158.45	46.10	12.07							15.75
	4-Wire DS1 Digital Loop in Combination with DS1 Interoffice Transport - Zone 2		2	UNC1X	USLXX	129.38							253.93	158.45	46.10	12.07							15.75
	4-Wire DS1 Digital Loop in Combination with DS1 Interoffice Transport - Zone 3		3	UNC1X	USLXX	206.74							253.93	158.45	46.10	12.07							15.75
	4-Wire DS1 Digital Loop in Combination with DS1 Interoffice Transport - Zone 4		4	UNC1X	USLXX	458.46							253.93	158.45	46.10	12.07							15.75
	Interoffice Transport - Dedicated - DS1 combination - Per Mile Per Month			UNC1X	1L5XX	0.1813																	
	Interoffice Transport - Dedicated - DS1 combination - Facility Termination Per Month			UNC1X	U1TF1	51.72							89.79	82.28	16.86	14.90							15.75
	Nonrecurring Currently Combined Network Elements Switch -As-Is Charge			UNC1X	UNCCC								5.63	5.63	7.20	7.20							15.75
4-WIRE DS1 DIGITAL EXTENDED LOOP WITH DEDICATED DS3 INTEROFFICE TRANSPORT (EEL)																							
	First DS1Loop in DS3 Interoffice Transport Combination - Zone 1		1	UNC1X	USLXX	79.08							253.93	158.45	46.10	12.07							15.75
	First DS1Loop in DS3 Interoffice Transport Combination - Zone 2		2	UNC1X	USLXX	129.38							253.93	158.45	46.10	12.07							15.75
	First DS1Loop in DS3 Interoffice Transport Combination - Zone 3		3	UNC1X	USLXX	206.74							253.93	158.45	46.10	12.07							15.75
	First DS1Loop in DS3 Interoffice Transport Combination - Zone 4		4	UNC1X	USLXX	458.46							253.93	158.45	46.10	12.07							15.75
	Interoffice Transport - Dedicated - DS3 combination - Per Mile Per Month			UNC3X	1L5XX	4.29																	
	Interoffice Transport - Dedicated - DS3 - Facility Termination per month			UNC3X	U1TF3	641.90							280.37	163.70	62.08	60.29							15.75
	DS3 to DS1 Channel System combination per month			UNC3X	MQ3	107.85							179.17	94.52	34.30	32.82							15.75
	DS3 Interface Unit (DS1 COCI) combination per month			UNC1X	UC1D1	12.96							6.62	4.74									15.75
	Additional DS1Loop in DS3 Interoffice Transport Combination - Zone 1		1	UNC1X	USLXX	79.08							253.93	158.45	46.10	12.07							15.75
	Additional DS1Loop in DS3 Interoffice Transport Combination - Zone 2		2	UNC1X	USLXX	129.38							253.93	158.45	46.10	12.07							15.75
	Additional DS1Loop in DS3 Interoffice Transport Combination - Zone 3		3	UNC1X	USLXX	206.74							253.93	158.45	46.10	12.07							15.75
	Additional DS1Loop in DS3 Interoffice Transport Combination - Zone 4		4	UNC1X	USLXX	458.46							253.93	158.45	46.10	12.07							15.75
	DS3 Interface Unit (DS1 COCI) combination per month			UNC1X	UC1D1	12.96							6.62	4.74									15.75
	Nonrecurring Currently Combined Network Elements Switch -As-Is Charge			UNC3X	UNCCC								5.63	5.63	7.20	7.20							15.75
2-WIRE VOICE GRADE EXTENDED LOOP/ 2 WIRE VOICE GRADE INTEROFFICE TRANSPORT (EEL)																							
	2-WireVG Loop used with 2-wire VG Interoffice Transport Combination - Zone 1		1	UNCVX	UEAL2	13.89							105.96	68.28	52.82	10.37							15.75
	2-WireVG Loop used with 2-wire VG Interoffice Transport Combination - Zone 2		2	UNCVX	UEAL2	18.75							105.96	68.28	52.82	10.37							15.75
	2-WireVG Loop used with 2-wire VG Interoffice Transport Combination - Zone 3		3	UNCVX	UEAL2	27.55							105.96	68.28	52.82	10.37							15.75
	A.1.2 2-WireVG Loop used with 2-wire VG Interoffice Transport Combination - Zone 4		4	UNCVX	UEAL2	45.72							105.96	68.28	52.82	10.37							15.75
	Interoffice Transport - Dedicated - 2-wire VG combination - Per Mile Per Month			UNCVX	1L5XX	0.00088																	

UNBUNDLED NETWORK ELEMENTS - Mississippi										Attachment: 2		Exhibit: B	
CATEGORY	RATE ELEMENTS	Interim	Zone	BCS	USOC	RATES(\$)	Svc Order Submitted Elec per LSR	Svc Order Submitted Manually per LSR	Incremental Charge - Manual Svc Order vs. Electronic-1st	Incremental Charge - Manual Svc Order vs. Electronic-Add'l	Incremental Charge - Manual Svc Order vs. Electronic-Disc 1st	Incremental Charge - Manual Svc Order vs. Electronic-Disc Add'l	
													Rec
	Interoffice Transport - Dedicated - 2- Wire Voice Grade combination - Facility Termination per month			UNCVX	U1TV2	20.32	40.77	27.57	17.26	7.11		15.75	
	Nonrecurring Currently Combined Network Elements Switch -As-Is Charge			UNCVX	UNCCC		5.63	5.63	7.20	7.20		15.75	
	4-WIRE VOICE GRADE EXTENDED LOOP/ 4 WIRE VOICE GRADE INTEROFFICE TRANSPORT (EEL)												
	4-WireVG Loop used with 4-wire VG Interoffice Transport Combination - Zone 1		1	UNCVX	UEAL4	27.47	132.27	94.59	60.68	14.64		15.75	
	4-WireVG Loop used with 4-wire VG Interoffice Transport Combination - Zone 2		2	UNCVX	UEAL4	38.26	132.27	94.59	60.68	14.64		15.75	
	4-WireVG Loop used with 4-wire VG Interoffice Transport Combination - Zone 3		3	UNCVX	UEAL4	50.03	132.27	94.59	60.68	14.64		15.75	
	4-WireVG Loop used with 4-wire VG Interoffice Transport Combination - Zone 4		4	UNCVX	UEAL4	50.03	132.27	94.59	60.68	14.64		15.75	
	Interoffice Transport - Dedicated - 4-wire VG combination - Per Mile Per Month			UNCVX	1L5XX	0.00088							
	Interoffice Transport - Dedicated - 4- Wire Voice Grade combination - Facility Termination per month			UNCVX	U1TV4	17.86	40.77	27.57	17.26	7.11		15.75	
	Nonrecurring Currently Combined Network Elements Switch -As-Is Charge			UNCVX	UNCCC		5.63	5.63	7.20	7.20		15.75	
	DS3 DIGITAL EXTENDED LOOP WITH DEDICATED DS3 INTEROFFICE TRANSPORT (EEL)												
	High Capacity Unbundled Local Loop - DS3 combination - Per Mile per month			UNC3X	1L5ND	11.20							
	High Capacity Unbundled Local Loop - DS3 combination - Facility Termination per month			UNC3X	UE3PX	252.17	454.13	265.47	123.23	86.19		15.75	
	Interoffice Transport - Dedicated - DS3 - Per Mile per month			UNC3X	1L5XX	4.29							
	Interoffice Transport - Dedicated - DS3 combination - Facility Termination per per month			UNC3X	U1TF3	641.90	280.37	163.70	62.08	60.29		15.75	
	Nonrecurring Currently Combined Network Elements Switch -As-Is Charge			UNC3X	UNCCC		5.63	5.63	7.20	7.20		15.75	
	STS1 DIGITAL EXTENDED LOOP WITH DEDICATED STS1 INTEROFFICE TRANSPORT (EEL)												
	High Capacity Unbundled Local Loop - STS1 combination - Per Mile per month			UNCSX	1L5ND	11.20							
	High Capacity Unbundled Local Loop - STS1 combination - Facility Termination per month			UNCSX	UDLS1	264.35	454.13	265.47	123.23	86.19		15.75	
	Interoffice Transport - Dedicated - STS1 combination - Per Mile per month			UNCSX	1L5XX	4.29							
	Interoffice Transport - Dedicated - STS1 combination - Facility Termination per month			UNCSX	U1TFS	644.21	280.37	163.70	62.08	60.29		15.75	
	Nonrecurring Currently Combined Network Elements Switch -As-Is Charge			UNCSX	UNCCC		5.63	5.63	7.20	7.20		15.75	
	2-WIRE ISDN EXTENDED LOOP WITH DS1 INTEROFFICE TRANSPORT (EEL)												
	First 2-Wire ISDN Loop in a DS1 Interoffice Combination Transport - Zone 1		1	UNCNX	U1L2X	21.01	117.61	79.92	52.82	10.37		15.75	
	First 2-Wire ISDN Loop in a DS1 Interoffice Combination Transport - Zone 2		2	UNCNX	U1L2X	27.59	117.61	79.92	52.82	10.37		15.75	
	First 2-Wire ISDN Loop in a DS1 Interoffice Combination Transport - Zone 3		3	UNCNX	U1L2X	37.34	117.61	79.92	52.82	10.37		15.75	
	First 2-Wire ISDN Loop in a DS1 Interoffice Combination Transport - Zone 4		4	UNCNX	U1L2X	59.18	117.61	79.92	52.82	10.37		15.75	
	Interoffice Transport - Dedicated - DS1 combination - Per Mile			UNC1X	1L5XX	0.1813							
	Interoffice Transport - Dedicated - DS1 combination - Facility Termination per month			UNC1X	U1TF1	51.72	89.79	82.28	16.86	14.90		15.75	
	Channelization - Channel System DS1 to DS0 combination - per month			UNC1X	MQ1	102.85	91.57	62.94	10.87	10.10		15.75	
	2-wire ISDN COCI (BRITE) - DS1 to DS0 Channel System combination - per month			UNCNX	UC1CA	2.62	6.62	4.74				15.75	
	Additional 2-wire ISDN Loop in same DS1Interoffice Transport Combination - Zone 1		1	UNCNX	U1L2X	21.01	117.61	79.92	52.82	10.37		15.75	

UNBUNDLED NETWORK ELEMENTS - Mississippi											Attachment: 2		Exhibit: B								
CATEGORY	RATE ELEMENTS	Interim	Zone	BCS	USOC	RATES(\$)	Svc Order Submitted Elec per LSR	Svc Order Submitted Manually per LSR	Incremental Charge - Manual Svc Order vs. Electronic-1st	Incremental Charge - Manual Svc Order vs. Electronic-Add'l	Incremental Charge - Manual Svc Order vs. Electronic-Disc 1st	Incremental Charge - Manual Svc Order vs. Electronic-Disc Add'l	OSS Rates(\$)								
													Rec	Nonrecurring		Nonrecurring Disconnect		SOMEc	SOMAN	SOMAN	SOMAN
													First	Add'l	First	Add'l					
	4-wire 64 kbps Loop/4-wire 64 kbps Interoffice Transport Combination - Zone 4		4	UNCDX	UDL64	32.25							126.53	88.85	60.68	14.64				15.75	
	Interoffice Transport - Dedicated - 4-wire 64 kbps combination - Per Mile			UNCDX	1L5XX	0.00088															
	Interoffice Transport - Dedicated - 4-wire 64 kbps combination - Facility Termination			UNCDX	U1TD6	14.14							40.78	27.57	17.26	7.11				15.75	
	Nonrecurring Currently Combined Network Elements Switch -As-Is Charge			UNCDX	UNCCC								5.63	5.63	7.20	7.20				15.75	
ADDITIONAL NETWORK ELEMENTS																					
When used as a part of a currently combined facility, the non-recurring charges do not apply, but a Switch As Is charge does apply.																					
When used as ordinarly combined network elements in Mississippi, the non-recurring charges apply and the Switch As Is Charge does not.																					
Nonrecurring Currently Combined Network Elements "Switch As Is" Charge (One applies to each combination)																					
	Nonrecurring Currently Combined Network Elements Switch -As-Is Charge - 2 wire/4-Wire VG			UNCVX	UNCCC								5.63	5.63	7.20	7.20				15.75	
	Nonrecurring Currently Combined Network Elements Switch -As-Is Charge - 56/64 kbps			UNCDX	UNCCC								5.63	5.63	7.20	7.20				15.75	
	Nonrecurring Currently Combined Network Elements Switch -As-Is Charge - DS1			UNC1X	UNCCC								5.63	5.63	7.20	7.20				15.75	
	Nonrecurring Currently Combined Network Elements Switch -As-Is Charge - DS3			UNC3X	UNCCC								5.63	5.63	7.20	7.20				15.75	
	Nonrecurring Currently Combined Network Elements Switch -As-Is Charge - STS1			UNCSX	UNCCC								5.63	5.63	7.20	7.20				15.75	
NOTE: Local Channel - Dedicated Transport - minimum billing period - Below DS3=one month, DS3 and above=four months																					
	Local Channel - Dedicated - 2-Wire Voice Grade per month			UNCXV	ULDV2	14.91							194.22	33.36	37.79	3.30				15.75	
	Local Channel - Dedicated - 4-Wire Voice Grade per month			UNCXV	ULDV4	15.99							194.66	33.80	38.27	3.78				15.75	
	Local Channel - Dedicated - DS1 per month Zone 1		1	UNC1X	ULDF1	36.83							178.50	154.61	22.89	15.74				15.75	
	Local Channel - Dedicated -DS1 Per Month Zone 2		2	UNC1X	ULDF1	35.99							178.50	154.61	22.89	15.74				15.75	
	Local Channel - Dedicated - DS1- Per Month Zone 3		3	UNC1X	ULDF1	221.63							178.50	154.61	22.89	15.74				15.75	
	Local Channel - Dedicated - DS1- Per Month Zone 4		4	UNC1X	ULDF1	221.63							178.50	154.61	22.89	15.74				15.75	
	Local Channel - Dedicated - DS3 - Per Mile per month			UNC3X	1L5NC	9.66															
	Local Channel - Dedicated - DS3 - Facility Termination per month			UNC3X	ULDF3	413.87							454.13	265.47	123.23	86.19				15.75	
	Local Channel - Dedicated - STS-1- Per Mile per month			UNCSX	1L5NC	9.66															
	Local Channel - Dedicated - STS-1 - Facility Termination per month			UNCSX	ULDFS	408.02							454.13	265.47	123.23	86.19				15.75	
UNBUNDLED LOCAL EXCHANGE SWITCHING(PORTS)																					
Exchange Ports																					
NOTE: Although the Port Rate includes all available features in GA, KY, LA & TN, the desired features will need to be ordered using retail USOCs																					
2-WIRE VOICE GRADE LINE PORT RATES (RES)																					
	Exchange Ports - 2-Wire Analog Line Port- Res.			UEPSR	UEPRL	1.41							2.39	2.29	1.42	1.33				15.75	
	Exchange Ports - 2-Wire Analog Line Port with Caller ID - Res.			UEPSR	UEPRC	1.41							2.39	2.29	1.42	1.33				15.75	
	Exchange Ports - 2-Wire Analog Line Port outgoing only - Res.			UEPSR	UEPRO	1.41							2.39	2.29	1.42	1.33				15.75	
	Exchange Ports - 2-Wire VG unbundled MS extended local dialing parity Port with Caller ID - Res.			UEPSR	UEPAT	1.41							2.39	2.29	1.42	1.33				15.75	
	Exchange Ports - 2-Wire VG unbundled res, low usage line port with Caller ID (LUM)			UEPSR	UEPAP	1.41							2.39	2.29	1.42	1.33				15.75	
	Subsequent Activity			UEPSR	USASC	0.00							0.00	0.00	0.00					15.75	
FEATURES																					
	All Available Vertical Features			UEPSR	UEPVF	2.56							0.00	0.00						15.75	
2-WIRE VOICE GRADE LINE PORT RATES (BUS)																					
	Exchange Ports - 2-Wire Analog Line Port without Caller ID - Bus			UEPSB	UEPBL	1.41							2.39	2.29	1.42	1.33				15.75	
	Exchange Ports - 2-Wire VG unbundled Line Port with unbundled port with Caller+E484 ID - Bus.			UEPSB	UEPBC	1.41							2.39	2.29	1.42	1.33				15.75	
	Exchange Ports - 2-Wire Analog Line Port outgoing only - Bus.			UEPSB	UEPBO	1.41							2.39	2.29	1.42	1.33				15.75	

UNBUNDLED NETWORK ELEMENTS - Mississippi										Attachment: 2		Exhibit: B	
CATEGORY	RATE ELEMENTS	Interim	Zone	BCS	USOC	RATES(\$)	Svc Order Submitted Elec per LSR	Svc Order Submitted Manually per LSR	Incremental Charge - Manual Svc Order vs. Electronic-1st	Incremental Charge - Manual Svc Order vs. Electronic-Add'l	Incremental Charge - Manual Svc Order vs. Electronic-Disc 1st	Incremental Charge - Manual Svc Order vs. Electronic-Disc Add'l	
													Rec
UNBUNDLED PORT/LOOP COMBINATIONS - COST BASED RATES													
Cost Based Rates are applied where BellSouth is required by FCC and/or State Commission rule to provide Unbundled Local Switching or Switch Ports.													
Features shall apply to the Unbundled Port/Loop Combination - Cost Based Rate section in the same manner as they are applied to the Stand-Alone Unbundled Port section of this Rate Exhibit.													
End Office and Tandem Switching Usage and Common Transport Usage rates in the Port section of this rate exhibit shall apply to all combinations of loop/port network elements except for UNE Coin Port/Loop Combinations.													
For Georgia, Kentucky, Louisiana, Mississippi, South Carolina and Tennessee, the recurring UNE Port and Loop charges listed apply to Currently Combined and Not Currently Combined Combos. The first and additional Port nonrecurring charges apply to Not Currently Combined Combos for all states. In GA, KY, LA, MS, SC and TN these nonrecurring charges are commission ordered cost based rates and in AL, FL and NC these nonrecurring charges are Market Rates and are also listed in the Market Rate section.													
For Currently Combined Combos in all other states, the nonrecurring charges shall be those identified in the Nonrecurring - Currently Combined sections.													
2-WIRE VOICE GRADE LOOP WITH 2-WIRE LINE PORT (RES)													
UNE Port/Loop Combination Rates													
	2-Wire VG Loop/Port Combo - Zone 1		1			12.22							
	2-Wire VG Loop/Port Combo - Zone 2		2			17.13							
	2-Wire VG Loop/Port Combo - Zone 3		3			26.26							
	2-Wire VG Loop/Port Combo - Zone 4		4			44.91							
UNE Loop Rates													
	2-Wire Voice Grade Loop (SL1) - Zone 1		1	UEPRX	UEPLX	10.98							
	2-Wire Voice Grade Loop (SL1) - Zone 2		2	UEPRX	UEPLX	15.91							
	2-Wire Voice Grade Loop (SL1) - Zone 3		3	UEPRX	UEPLX	25.04							
	2-Wire Voice Grade Loop (SL1) - Zone 4		4	UEPRX	UEPLX	43.68							
2-Wire Voice Grade Line Port Rates (Res)													
	2-Wire voice unbundled port - residence			UEPRX	UEPRL	1.23	40.31	19.84	24.90	6.58	15.75		
	2-Wire voice unbundled port with Caller ID - res			UEPRX	UEPRC	1.23	40.31	19.84	24.90	6.58	15.75		
	2-Wire voice unbundled port outgoing only - res			UEPRX	UEPRO	1.23	40.31	19.84	24.90	6.58	15.75		
	2-Wire voice Grade unbundled Mississippi extended local dialing parity port with Caller ID - res			UEPRX	UEPAT	1.23	40.31	19.84	24.90	6.58	15.75		
	2-Wire voice unbundles res, low usage line port with Caller ID (LUM)			UEPRX	UEPAP	1.23	40.31	19.84	24.90	6.58	15.75		
FEATURES													
	All Features Offered			UEPRX	UEPVF	2.56	0.00	0.00			15.75		
LOCAL NUMBER PORTABILITY													
	Local Number Portability (1 per port)			UEPRX	LNPCX	0.35							
NONRECURRING CHARGES (NRCs) - CURRENTLY COMBINED													
	2-Wire Voice Grade Loop / Line Port Combination - Conversion - Switch-as-is			UEPRX	USAC2	0.0988	0.0988				15.75		
	2-Wire Voice Grade Loop / Line Port Combination - Conversion - Switch with change			UEPRX	USACC	0.0988	0.0988				15.75		
	2-Wire Voice Grade Loop / Line Port Combination - Conversion - Subsequent Database Update						0.00	0.00			15.75		
ADDITIONAL NRCs													
	2-Wire Voice Grade Loop/Line Port Combination - Subsequent Activity			UEPRX	USAS2	0.00	0.00	0.00			15.75		
2-WIRE VOICE GRADE LOOP WITH 2-WIRE LINE PORT (BUS)													
UNE Port/Loop Combination Rates													
	2-Wire VG Loop/Port Combo - Zone 1		1			12.22							
	2-Wire VG Loop/Port Combo - Zone 2		2			17.13							
	2-Wire VG Loop/Port Combo - Zone 3		3			26.26							
UNE Loop Rates													
	2-Wire Voice Grade Loop (SL1) - Zone 1		1	UEPBX	UEPLX	10.98							
	2-Wire Voice Grade Loop (SL1) - Zone 2		2	UEPBX	UEPLX	15.91							
	2-Wire Voice Grade Loop (SL1) - Zone 3		3	UEPBX	UEPLX	25.04							
	2-Wire Voice Grade Loop (SL1) - Zone 4		4	UEPBX	UEPLX	43.68							
2-Wire Voice Grade Line Port (Bus)													
	2-Wire voice unbundled port without Caller ID - bus			UEPBX	UEPBL	1.23	40.31	19.84	24.90	6.58	15.75		
	2-Wire voice unbundled port with Caller + E484 ID - bus			UEPBX	UEPBC	1.23	40.31	19.84	24.90	6.58	15.75		
	2-Wire voice unbundled port outgoing only - bus			UEPBX	UEPBO	1.23	40.31	19.84	24.90	6.58	15.75		
	2-Wire voice Grade unbundled Mississippi extended local dialing parity port with Caller ID - bus			UEPBX	UEPAY	1.23	40.31	19.84	24.90	6.58	15.75		
	2-Wire voice unbundled incoming only port with Caller ID - Bus			UEPBX	UEPB1	1.23	40.31	19.84	24.90	6.58	15.75		
LOCAL NUMBER PORTABILITY													
	Local Number Portability (1 per port)			UEPBX	LNPCX	0.35							

UNBUNDLED NETWORK ELEMENTS - Mississippi											Attachment: 2		Exhibit: B					
CATEGORY	RATE ELEMENTS	Interim	Zone	BCS	USOC	RATES(\$)	Svc Order Submitted Elec per LSR	Svc Order Submitted Manually per LSR	Incremental Charge - Manual Svc Order vs. Electronic-1st	Incremental Charge - Manual Svc Order vs. Electronic-Add'l	Incremental Charge - Manual Svc Order vs. Electronic-Disc 1st	Incremental Charge - Manual Svc Order vs. Electronic-Disc Add'l						
													Rec	Nonrecurring		Nonrecurring Disconnect		OSS Rates(\$)
							First	Add'l	First	Add'l	SOMEc	SOMAN	SOMAN	SOMAN	SOMAN	SOMAN		
	4-Wire DS1 Loop / 4-Wire DDITS Trunk Port - Subsqt Channel Activation/Chan Inward Trunk w/out DID			UEPDC	UDTTC												1.97	
	4-Wire DS1 Loop / 4-Wire DDITS Trunk Port - Subsqt Chan Activation Per Chan - Inward Trunk with DID			UEPDC	UDTTD												1.97	
	4-Wire DS1 Loop / 4-Wire DDITS Trunk Port - Subsqt Chan Activation / Chan - 2-Way DID w User Trans			UEPDC	UDTTE												1.97	
BIPOLAR & ZERO SUBSTITUTION																		
	B8ZS -Superframe Format			UEPDC	CCOSF												1.97	
	B8ZS - Extended Superframe Format			UEPDC	CCOEF												1.97	
Alternate Mark Inversion																		
	AMI -Superframe Format			UEPDC	MCOSF													
	AMI - Extended SuperFrame Format			UEPDC	MCOPO													
Telephone Number/Trunk Group Establishment Charges																		
	Telephone Number for 2-Way Trunk Group			UEPDC	UDTGX	0.00											1.97	
	Telephone Number for 1-Way Outward Trunk Group			UEPDC	UDTGY	0.00											1.97	
	Telephone Number for 1-Way Inward Trunk Group Without DID			UEPDC	UDTGZ	0.00											1.97	
	DID Numbers for each Group of 20 DID Numbers			UEPDC	ND4	0.00											1.97	
	DID Numbers, Non- consecutive DID Numbers , Per Number			UEPDC	ND5	0.00											1.97	
	Reserve Non-Consecutive DID Nos.			UEPDC	ND6	0.00	0.00		0.00								1.97	
	Reserve DID Numbers			UEPDC	NDV	0.00	0.00		0.00								1.97	
Dedicated DS1 (Interoffice Channel Mileage) - FX/FCO for 4-Wire DS1 Digital Loop with 4-Wire DDITS Trunk Port																		
	Interoffice Channel Mileage - Fixed rate 0-8 miles (Facilities Termination)			UEPDC	1LNO1	57.33	89.79	82.28	16.86	14.90							1.97	
	Interoffice Channel Mileage - Additional rate per mile - 0-8 miles			UEPDC	1LNOA	0.20	0.00	0.00										
	Interoffice Channel Mileage - Fixed rate 9-25 miles (Facilities Termination)			UEPDC	1LNO2	0.00	0.00	0.00										
	Interoffice Channel Mileage - Additional rate per mile - 9-25 miles			UEPDC	1LNOB	0.20	0.00	0.00										
	Interoffice Channel Mileage - Fixed rate 25+ miles (Facilities Termination)			UEPDC	1LNO3	0.00	0.00	0.00	0.00									
	Interoffice Channel Mileage - Additional rate per mile - 25+ miles			UEPDC	1LNOC	0.20	0.00	0.00										
	Local Number Portability, per DS0 Activated			UEPDC	LNPCP	3.15	0.00	0.00	0.00									
	Central Office Terminating Point			UEPDC	CTG	0.00												
4-WIRE DS1 LOOP WITH CHANNELIZATION WITH PORT																		
System is 1 DS1 Loop, 1 D4 Channel Bank, and up to 24 Feature Activations																		
Each System can have up to 24 combinations of rates depending on type and number of ports used																		
UNE DS1 Loop																		
	4-Wire DS1 Loop - UNE Zone 1		1	UEPMG	USLDC	79.08	0.00	0.00										
	4-Wire DS1 Loop - UNE Zone 2		2	UEPMG	USLDC	129.38	0.00	0.00										
	4-Wire DS1 Loop - UNE Zone 3		3	UEPMG	USLDC	206.74	0.00	0.00										
	4-Wire DS1 Loop - UNE Zone 4		4	UEPMG	USLDC	458.46	0.00	0.00									1.97	
UNE DSO Channelization Capacities (D4 Channel Bank Configurations)																		
	24 DSO Channel Capacity - 1 per DS1			UEPMG	VUM24	95.06	0.00	0.00									1.97	
	48 DSO Channel Capacity - 1 per 2 DS1s			UEPMG	VUM48	190.12	0.00	0.00									1.97	
	96 DSO Channel Capacity -1per 4 DS1s			UEPMG	VUM96	380.24	0.00	0.00									1.97	
	144 DSO Channel Capacity - 1 per 6 DS1s			UEPMG	VUM14	570.36	0.00	0.00									1.97	
	192 DSO Channel Capacity -1 per 8 DS1s			UEPMG	VUM19	760.48	0.00	0.00									1.97	
	240 DSO Channel Capacity - 1 per 10 DS1s			UEPMG	VUM20	950.60	0.00	0.00									1.97	
	288 DSO Channel Capacity - 1 per 12 DS1s			UEPMG	VUM28	1,140.72	0.00	0.00									1.97	
	384 DSO Channel Capacity - 1 per 16 DS1s			UEPMG	VUM38	1,520.96	0.00	0.00									1.97	
	480 DSO Channel Capacity - 1 per 20 DS1s			UEPMG	VUM40	1,901.20	0.00	0.00									1.97	
	576 DSO Channel Capacity -1 per 24 DS1s			UEPMG	VUM57	2,281.44	0.00	0.00									1.97	
	672 DSO Channel Capacity - 1 per 28 DS1s			UEPMG	VUM67	2,661.68	0.00	0.00									1.97	
Non-Recurring Charges (NRC) Associated with 4-Wire DS1 Loop with Channelization with Port - Conversion Charge Based on a System																		
A Minimum System configuration is One (1) DS1, One (1) D4 Channel Bank, and Up To 24 DSO Ports with Feature Activations.																		
Multiples of this configuration functioning as one are considered Add'l after the minimum system configuration is counted.																		

UNBUNDLED NETWORK ELEMENTS - Mississippi										Attachment: 2		Exhibit: B									
CATEGORY	RATE ELEMENTS	Interim	Zone	BCS	USOC	RATES(\$)	Svc Order Submitted Elec per LSR	Svc Order Submitted Manually per LSR	Incremental Charge - Manual Svc Order vs. Electronic-1st	Incremental Charge - Manual Svc Order vs. Electronic-Add'l	Incremental Charge - Manual Svc Order vs. Electronic-Disc 1st	Incremental Charge - Manual Svc Order vs. Electronic-Disc Add'l	OSS Rates(\$)								
													Rec	Nonrecurring		Nonrecurring Disconnect		SOMEc	SOMAN	SOMAN	SOMAN
													First	Add'l	First	Add'l					
	NRC - Conversion (Currently Combined) with or without BellSouth Allowed Changes			UEPMG	USAC4	0.00							151.35	8.41						15.75	1.97
System Additions at End User Locations Where 4-Wire DS1 Loop with Channelization with Port Combination Currently Exists and New (Not Currently Combined) in GA, KY, LA, MS & TN Only																					
	1 DS1/D4 Channel Bank - Add NRC for each Port and Assoc Fea Activation - New GA, LA, KY, MS, & TN Only			UEPMG	VUMD4	0.00							715.15	327.39	148.05	17.56				15.75	1.97
Bipolar 8 Zero Substitution																					
	Clear Channel Capability Format, superframe - Subsequent Activity Only			UEPMG	CCOSF	0.00							0.00	600.00						15.75	1.97
	Clear Channel Capability Format - Extended Superframe - Subsequent Activity Only			UEPMG	CCOEF	0.00							0.00	600.00						15.75	1.97
Alternate Mark Inversion (AMI)																					
	Superframe Format			UEPMG	MCOSF	0.00							0.00	0.00							
	Extended Superframe Format			UEPMG	MCOPO	0.00							0.00	0.00							
Exchange Ports Associated with 4-Wire DS1 Loop with Channelization with Port Exchange Ports																					
	Line Side Combination Channelized PBX Trunk Port - Business			UEPPX	UEPCX	1.23							0.00	0.00	0.00	0.00				15.75	1.97
	Line Side Outward Channelized PBX Trunk Port - Business			UEPPX	UEPOX	1.23							0.00	0.00	0.00	0.00				15.75	1.97
	Line Side Inward Only Channelized PBX Trunk Port without DID			UEPPX	UEP1X	1.23							0.00	0.00	0.00	0.00				15.75	1.97
	2-Wire Trunk Side Unbundled Channelized DID Trunk Port			UEPPX	UEPDM	7.40							0.00	0.00	0.00	0.00				15.75	1.97
Feature Activations - Unbundled Loop Concentration																					
	Feature (Service) Activation for each Line Side Port Terminated in D4 Bank			UEPPX	1PQWM	0.61							25.36	13.39	4.29	4.26				15.75	1.97
	Feature (Service) Activation for each Trunk Side Port Terminated in D4 Bank			UEPPX	1PQWU	0.61							78.03	18.39	60.66	11.85				15.75	1.97
Telephone Number/ Group Establishment Charges for DID Service																					
	DID Trunk Termination (1 per Port)			UEPPX	NDT	0.00							0.00	0.00	0.00	0.00				15.75	1.97
	DID Numbers - groups of 20 - Valid all States			UEPPX	ND4	0.00							0.00	0.00	0.00	0.00				15.75	1.97
	Non-Consecutive DID Numbers - per number			UEPPX	ND5	0.00							0.00	0.00	0.00	0.00				15.75	1.97
	Reserve Non-Consecutive DID Numbers			UEPPX	ND6	0.00							0.00	0.00	0.00	0.00				15.75	1.97
	Reserve DID Numbers			UEPPX	NDV	0.00							0.00	0.00	0.00	0.00				15.75	1.97
Local Number Portability																					
	Local Number Portability - 1 per port			UEPPX	LNPCP	3.15							0.00	0.00							
FEATURES - Vertical and Optional																					
Local Switching Features Offered with Line Side Ports Only																					
	All Features Available			UEPPX	UEPVF	2.56							0.00	0.00						15.75	1.97
Market Rates shall apply where BellSouth is not required to provide unbundled local switching or switch ports per FCC and/or State Commission rules.																					
These scenarios include:																					
1. Unbundled port/loop combinations that are Not Currently Combined in Alabama, Florida and North Carolina.																					
2. Unbundled port/loop combinations that are Currently Combined or Not Currently Combined in Zone 1 of the Top 8 MSAs in BellSouth's region for end users with 4 or more DS0 equivalent lines.																					
The Top 8 MSAs in BellSouth's region are: FL (Orlando, Ft. Lauderdale, Miami); GA (Atlanta); LA (New Orleans); NC (Greensboro-Winston Salem-Highpoint/Charlotte-Gastonia-Rock Hill); TN (Nashville).																					
BellSouth currently is developing the billing capability to mechanically bill the recurring and non-recurring Market Rates in this section except for nonrecurring charges for not currently combined in AL, FL and NC. In the interim where BellSouth cannot bill Market Rates, BellSouth shall bill the rates in the Cost-Based section preceding in lieu of the Market Rates and reserves the right to true-up the billing difference.																					
The Market Rate for unbundled ports includes all available features in all states.																					
End Office and Tandem Switching Usage and Common Transport Usage rates in the Port section of this rate exhibit shall apply to all combinations of loop/port network elements except for UNE Coin Port/Loop Combinations which have a flat rate usage charge (USOC: URECU).																					
For Not Currently Combined scenarios where Market Rates apply, the Nonrecurring charges are listed in the First and Additional NRC columns for each Port USOC. For Currently Combined scenarios, the Nonrecurring charges are listed in the NRC - Currently Combined section. Additional NRCs may apply also and are categorized accordingly.																					
ADDITIONAL NRCs																					
UNBUNDLED PORT/LOOP COMBINATIONS - MARKET BASED RATES																					
UNE DS1 Loop																					
Non-Recurring Charges (NRC) Associated with 4-Wire DS1 Loop with Channelization with Port - Conversion Charge Based on a System																					
A Minimum System configuration is One (1) DS1, One (1) D4 Channel Bank, and Up To 24 DSO Ports with Feature Activations.																					
Multiples of this configuration functioning as one are considered Add'l after the minimum system configuration is counted.																					
UNBUNDLED CENTREX PORT/LOOP COMBINATIONS - COST BASED RATES																					
1. Cost Based Rates are applied where BellSouth is required by FCC and/or State Commission rule to provide Unbundled Local Switching or Switch Ports.																					
2. Features shall apply to the Unbundled Port/Loop Combination - Cost Based Rate section in the same manner as they are applied to the Stand-Alone Unbundled Port section of this Rate Exhibit.																					

UNBUNDLED NETWORK ELEMENTS - Mississippi										Attachment: 2		Exhibit: B	
CATEGORY	RATE ELEMENTS	Interim	Zone	BCS	USOC	RATES(\$)	Svc Order Submitted Elec per LSR	Svc Order Submitted Manually per LSR	Incremental Charge - Manual Svc Order vs. Electronic-1st	Incremental Charge - Manual Svc Order vs. Electronic-Add'l	Incremental Charge - Manual Svc Order vs. Electronic-Disc 1st	Incremental Charge - Manual Svc Order vs. Electronic-Disc Add'l	
													Rec
3. End Office and Tandem Switching Usage and Common Transport Usage rates in the Port section of this rate exhibit shall apply to all combinations of loop/port network elements except for UNE Coin Port/Loop Combinations. For Georgia, Kentucky, Louisiana, Mississippi and Tennessee, the recurring UNE Port and Loop charges listed apply to Currently Combined and Not Currently Combined Combos. The the first and additional Port nonrecurring charges apply to Not Currently Combined Combos for all states. In GA, KY, LA, MS and TN these nonrecurring charges are commission ordered cost based rates and in AL, FL, NC and SC these nonrecurring charges are Market Rates and are listed in the Market Rate section. For Currently Combined Combos in all other states, the nonrecurring charges shall be those identified in the Nonrecurring - Currently Combined sections.													
5. Market Rates for Unbundled Centrex Port/Loop Combination will be negotiated on an Individual Case Basis, until further notice.													
UNE-P CENTREX - 1AESS - (Valid in AL,FL,GA,KY,LA,MS,&TN only)													
2-Wire VG Loop/2-Wire Voice Grade Port (Centrex) Combo													
UNE Port/Loop Combination Rates (Non-Design)													
	2-Wire VG Loop/2-Wire Voice Grade Port (Centrex) Port Combo - Non-Design		1	UEP91		12.22							
	2-Wire VG Loop/2-Wire Voice Grade Port (Centrex)Port Combo - Non-Design		2	UEP91		17.13							
	2-Wire VG Loop/2-Wire Voice Grade Port (Centrex)Port Combo - Non-Design		3	UEP91		26.26							
	2-Wire VG Loop/2-Wire Voice Grade Port (Centrex) Port Combo - Non-Design		4	UEP91		44.91							
UNE Port/Loop Combination Rates (Design)													
	2-Wire VG Loop/2-Wire Voice Grade Port (Centrex) Port Combo - Design		1	UEP91		15.12							
	2-Wire VG Loop/2-Wire Voice Grade Port (Centrex)Port Combo - Design		2	UEP91		19.98							
	2-Wire VG Loop/2-Wire Voice Grade Port (Centrex)Port Combo - Design		3	UEP91		28.78							
	2-Wire VG Loop/2-Wire Voice Grade Port (Centrex) Port Combo - Design		4	UEP91		46.95							
UNE Loop Rate													
	2-Wire Voice Grade Loop (SL 1) - Zone 1		1	UEP91	UECS1	10.98							
	2-Wire Voice Grade Loop (SL 1) - Zone 2		2	UEP91	UECS1	15.91							
	2-Wire Voice Grade Loop (SL 1) - Zone 3		3	UEP91	UECS1	25.04							
	2-Wire Voice Grade Loop (SL 1) - Zone 4		4	UEP91	UECS1	43.68							
	2-Wire Voice Grade Loop (SL 2) - Zone 1		1	UEP91	UECS2	13.89							
	2-Wire Voice Grade Loop (SL 2) - Zone 2		2	UEP91	UECS2	18.75							
	2-Wire Voice Grade Loop (SL 2) - Zone 3		3	UEP91	UECS2	27.55							
	2-Wire Voice Grade Loop (SL 2) - Zone 4		4	UEP91	UECS2	45.72							
UNE Ports													
All States (Except North Carolina and Sout Carolina)													
	2-Wire Voice Grade Port (Centrex) Basic Local Area			UEP91	UEPYA	1.23	40.31	19.84	24.90	6.58	15.75		
	2-Wire Voice Grade Port (Centrex 800 termination)Basic Local Area			UEP91	UEPYB	1.23	40.31	19.84	24.90	6.58	15.75		
	2-Wire Voice Grade Port (Centrex with Caller ID)1Basic Local Area			UEP91	UEPYH	1.23	40.31	19.84	24.90	6.58	15.75		
	2-Wire Voice Grade Port (Centrex from diff Serving Wire Center)2 Basic Local Area			UEP91	UEPYM	1.23	108.35	70.57	54.24	11.70	15.75		
	2-Wire Voice Grade Port, Diff Serving Wire Center - 800 Service Term - Basic Local Area			UEP91	UEPYZ	1.23	108.35	70.57	54.24	11.70	15.75		
	2-Wire Voice Grade Port terminated in on Megalink or equivalent - Basic Local Area			UEP91	UEPY9	1.23	40.31	19.84	24.90	6.58	15.75		
	2-Wire Voice Grade Port Terminated on 800 Service Term - Basic Local Area			UEP91	UEPY2	1.23	40.31	19.84	24.90	6.58	15.75		
AL, KY, LA, MS, & TN Only													
	2-Wire Voice Grade Port (Centrex)			UEP91	UEPQA	1.23	40.31	19.84	24.90	6.58	15.75		
	2-Wire Voice Grade Port (Centrex 800 termination)			UEP91	UEPQB	1.23	40.31	19.84	24.90	6.58	15.75		
	2-Wire Voice Grade Port (Centrex with Caller ID)1			UEP91	UEPQH	1.23	40.31	19.84	24.90	6.58	15.75		
	2-Wire Voice Grade Port (Centrex from diff Serving Wire Center)2			UEP91	UEPQM	1.23	108.35	70.57	54.24	11.70	15.75		
	2-Wire Voice Grade Port, Diff Serving Wire Center - 800 Service Term			UEP91	UEPQZ	1.23	108.35	70.57	54.24	11.70	15.75		
	2-Wire Voice Grade Port terminated in on Megalink or equivalent			UEP91	UEPQ9	1.23	40.31	19.84	24.90	6.58	15.75		

UNBUNDLED NETWORK ELEMENTS - Mississippi											Attachment: 2		Exhibit: B							
CATEGORY	RATE ELEMENTS	Interim	Zone	BCS	USOC	RATES(\$)	Svc Order Submitted Elec per LSR	Svc Order Submitted Manually per LSR	Incremental Charge - Manual Svc Order vs. Electronic-1st	Incremental Charge - Manual Svc Order vs. Electronic-Add'l	Incremental Charge - Manual Svc Order vs. Electronic-Disc 1st	Incremental Charge - Manual Svc Order vs. Electronic-Disc Add'l	OSS Rates(\$)							
													Rec	Nonrecurring First	Nonrecurring Add'l	Nonrecurring Disconnect First	Nonrecurring Disconnect Add'l	SOMEc	SOMAN	SOMAN
	2-Wire Voice Grade Port Terminated on 800 Service Term			UEP91	UEPQ2	1.23														
	Local Switching																			
	Centrex Intercom Functionality, per port			UEP91	URECS	0.7947														
	Local Number Portability																			
	Local Number Portability (1 per port)			UEP91	LNPC	0.35														
	Features																			
	All Standard Features Offered, per port			UEP91	UEPVF	2.56														
	All Select Features Offered, per port			UEP91	UEPVS	0.00	404.98													
	All Centrex Control Features Offered, per port			UEP91	UEPVC	2.56														
	NARS																			
	Unbundled Network Access Register - Combination			UEP91	UARCX	0.00	0.00	0.00												
	Unbundled Network Access Register - Indial			UEP91	UARIX	0.00	0.00	0.00												
	Unbundled Network Access Register - Outdial			UEP91	UAROx	0.00	0.00	0.00												
	Miscellaneous Terminations																			
	2-Wire Trunk Side																			
	Trunk Side Terminations, each			UEP91	CENA6	8.25	120.00	18.85	61.77	3.88										
	Interoffice Channel Mileage - 2-Wire																			
	Interoffice Channel Facilities Termination - Voice Grade			UEP91	MIGBC	22.52	40.77	27.57	17.26	7.11										
	Interoffice Channel mileage, per mile or fraction of mile			UEP91	MIGBM	0.0098														
	Feature Activations (DS0) Centrex Loops on Channelized DS1 Service																			
	D4 Channel Bank Feature Activations																			
	Feature Activation on D-4 Channel Bank Centrex Loop Slot			UEP91	1PQWS	0.57														
	Feature Activation on D-4 Channel Bank FX line Side Loop Slot			UEP91	1PQW6	0.57														
	Feature Activation on D-4 Channel Bank FX Trunk Side Loop Slot			UEP91	1PQW7	0.57														
	Feature Activation on D-4 Channel Bank Centrex Loop Slot - Different Wire Center			UEP91	1PQWP	0.57														
	Feature Activation on D-4 Channel Bank Private Line Loop Slot			UEP91	1PQWV	0.57														
	Feature Activation on D-4 Channel Bank Tjie Line/Trunk Loop Slot			UEP91	1PQWQ	0.57														
	Feature Activation on D-4 Channel Bank WATS Loop Slot			UEP91	1PQWA	0.57														
	Non-Recurring Charges (NRC) Associated with UNE-P Centrex																			
	Conversion - Currently Combined Switch-As-Is with allowed changes, per port			UEP91	USAC2		0.10	0.10												
	Conversion of Existing Centrex Common Block			UEP91	USACN		37.97	16.68												
	New Centrex Standard Common Block			UEP91	M1ACS	0.00	666.32													
	New Centrex Customized Common Block			UEP91	M1ACC	0.00	666.32													
	Secondary Block, per Block			UEP91	M2CC1	0.00	77.91													
	NAR Establishment Charge, Per Occasion			UEP91	URECA	0.00	72.63													
	UNE-P CENTREX - 5ESS (Valid in All States)																			
	2-Wire VG Loop/2-Wire Voice Grade Port (Centrex) Combo																			
	UNE Port/Loop Combination Rates (Non-Design)																			
	2-Wire VG Loop/2-Wire Voice Grade Port (Centrex) Port Combo - Non-Design		1	UEP95		12.22														
	2-Wire VG Loop/2-Wire Voice Grade Port (Centrex)Port Combo - Non-Design		2	UEP95		17.13														
	2-Wire VG Loop/2-Wire Voice Grade Port (Centrex)Port Combo - Non-Design		3	UEP95		26.26														
	2-Wire VG Loop/2-Wire Voice Grade Port (Centrex) Port Combo - Non-Design		4	UEP95		44.91														
	UNE Port/Loop Combination Rates (Design)																			
	2-Wire VG Loop/2-Wire Voice Grade Port (Centrex) Port Combo - Design		1	UEP95		15.12														
	2-Wire VG Loop/2-Wire Voice Grade Port (Centrex)Port Combo - Design		2	UEP95		19.98														
	2-Wire VG Loop/2-Wire Voice Grade Port (Centrex)Port Combo - Design		3	UEP95		28.78														

UNBUNDLED NETWORK ELEMENTS - Mississippi										Attachment: 2		Exhibit: B												
CATEGORY	RATE ELEMENTS	Interim	Zone	BCS	USOC	RATES(\$)	Svc Order Submitted Elec per LSR	Svc Order Submitted Manually per LSR	Incremental Charge - Manual Svc Order vs. Electronic-1st	Incremental Charge - Manual Svc Order vs. Electronic-Add'l	Incremental Charge - Manual Svc Order vs. Electronic-Disc 1st	Incremental Charge - Manual Svc Order vs. Electronic-Disc Add'l												
													Rec	Nonrecurring		Nonrecurring Disconnect		OSS Rates(\$)						
													First	Add'l	First	Add'l	SOMEc	SOMAN	SOMAN	SOMAN	SOMAN	SOMAN		
D4 Channel Bank Feature Activations																								
	Feature Activation on D-4 Channel Bank Centrex Loop Slot			UEP95	1PQWS	0.57																		
	Feature Activation on D-4 Channel Bank FX line Side Loop Slot			UEP95	1PQW6	0.57																		
	Feature Activation on D-4 Channel Bank FX Trunk Side Loop Slot			UEP95	1PQW7	0.57																		
	Feature Activation on D-4 Channel Bank Centrex Loop Slot - Different Wire Center			UEP95	1PQWP	0.57																		
	Feature Activation on D-4 Channel Bank Private Line Loop Slot			UEP95	1PQWV	0.57																		
	Feature Activation on D-4 Channel Bank Tjie Line/Trunk Loop Slot			UEP95	1PQWQ	0.57																		
	Feature Activation on D-4 Channel Bank WATS Loop Slot			UEP95	1PQWA	0.57																		
Non-Recurring Charges (NRC) Associated with UNE-P Centrex																								
	NRC Conversion Currently Combined Switch-As-Is with allowed changes, per port			UEP95	USAC2		0.10	0.10																
	Conversion of Existing Centrex Common Block, each			UEP95	USACN		37.97	16.68																
	New Centrex Standard Common Block			UEP95	M1ACS	0.00	666.32																	
	New Centrex Customized Common Block			UEP95	M1ACC	0.00	666.32																	
	NAR Establishment Charge, Per Occasion			UEP95	URECA	0.00	72.63																	
UNE-P CENTREX - DMS100 (Valid in All States)																								
2-Wire VG Loop/2-Wire Voice Grade Port (Centrex) Combo																								
UNE Port/Loop Combination Rates (Non-Design)																								
	2-Wire VG Loop/2-Wire Voice Grade Port (Centrex) Port Combo - Non-Design		1	UEP9D		12.22																		
	2-Wire VG Loop/2-Wire Voice Grade Port (Centrex)Port Combo - Non-Design		2	UEP9D		17.13																		
	2-Wire VG Loop/2-Wire Voice Grade Port (Centrex)Port Combo - Non-Design		3	UEP9D		26.26																		
	2-Wire VG Loop/2-Wire Voice Grade Port (Centrex) Port Combo - Non-Design		4	UEP9D		44.91																		
UNE Port/Loop Combination Rates (Design)																								
	2-Wire VG Loop/2-Wire Voice Grade Port (Centrex) Port Combo - Design		1	UEP9D		15.12																		
	2-Wire VG Loop/2-Wire Voice Grade Port (Centrex)Port Combo - Design		2	UEP9D		19.98																		
	2-Wire VG Loop/2-Wire Voice Grade Port (Centrex)Port Combo - Design		3	UEP9D		28.78																		
	2-Wire VG Loop/2-Wire Voice Grade Port (Centrex) Port Combo - Design		4	UEP9D		46.95																		
UNE Loop Rate																								
	2-Wire Voice Grade Loop (SL 1) - Zone 1		1	UEP9D	UECS1	10.98																		
	2-Wire Voice Grade Loop (SL 1) - Zone 2		2	UEP9D	UECS1	15.91																		
	2-Wire Voice Grade Loop (SL 1) - Zone 3		3	UEP9D	UECS1	25.04																		
	2-Wire Voice Grade Loop (SL 1) - Zone 4		4	UEP9D	UECS1	43.68																		
	2-Wire Voice Grade Loop (SL 2) - Zone 1		1	UEP9D	UECS2	13.89																		
	2-Wire Voice Grade Loop (SL 2) - Zone 2		2	UEP9D	UECS2	18.75																		
	2-Wire Voice Grade Loop (SL 2) - Zone 3		3	UEP9D	UECS2	27.55																		
	2-Wire Voice Grade Loop (SL21) - Zone 4		4	UEP9D	UECS2	45.72																		
UNE Port Rate																								
ALL STATES																								
	2-Wire Voice Grade Port (Centrex) Basic Local Area			UEP9D	UEPYA	1.23	40.31	19.84	24.90	6.58														
	2-Wire Voice Grade Port (Centrex 800 termination)Basic Local Area			UEP9D	UEPYB	1.23	40.31	19.84	24.90	6.58														
	2-Wire Voice Grade Port (Centrex / EBS-PSET)3Basic Local Area			UEP9D	UEPYC	1.23	40.31	19.84	24.90	6.58														
	2-Wire Voice Grade Port (Centrex / EBS-M5009)3Basic Local Area			UEP9D	UEPYD	1.23	40.31	19.84	24.90	6.58														

UNBUNDLED NETWORK ELEMENTS - Mississippi											Attachment: 2		Exhibit: B		
CATEGORY	RATE ELEMENTS	Interim	Zone	BCS	USOC	RATES(\$)				Svc Order Submitted Elec per LSR	Svc Order Submitted Manually per LSR	Incremental Charge - Manual Svc Order vs. Electronic-1st	Incremental Charge - Manual Svc Order vs. Electronic-Add'l	Incremental Charge - Manual Svc Order vs. Electronic-Disc 1st	Incremental Charge - Manual Svc Order vs. Electronic-Disc Add'l
						Rec	Nonrecurring		Nonrecurring Disconnect						
							First	Add'l	First	Add'l	SOMEc	SOMAN	SOMAN	SOMAN	SOMAN
4-Wire Digital (1.544 Megabits)															
	DS1 Circuit Terminations, each			UEP93	M1HD1	58.41	203.19	96.25	74.86	2.54		15.75			
	DS0 Channels Activated, Per Channel			UEP93	M1HDO	0.00	14.56					15.75			
Interoffice Channel Mileage - 2-Wire															
	Interoffice Channel Facilities Termination			UEP93	MIGBC	22.52	40.77	27.57	17.26	7.11		15.75			
	Interoffice Channel mileage, per mile or fraction of mile			UEP93	MIGBM	0.0098									
Feature Activations (DS0) Centrex Loops on Channelized DS1 Service															
D4 Channel Bank Feature Activations															
	Feature Activation on D-4 Channel Bank Centrex Loop Slot			UEP93	1PQWS	0.57									
	Feature Activation on D-4 Channel Bank FX Line Side Loop Slot			UEP93	1PQW6	0.57									
	Feature Activation on D-4 Channel Bank FX Trunk Side Loop Slot			UEP93	1PQW7	0.57									
	Feature Activation on D-4 Channel Bank Centrex Loop Slot - Different Wire Center			UEP93	1PQWP	0.57									
	Feature Activation on D-4 Channel Bank Private Line Loop Slot			UEP93	1PQWV	0.57									
	Feature Activation on D-4 Channel Bank Tie Line/Trunk Loop Slot			UEP93	1PQWQ	0.57									
	Feature Activation on D-4 Channel Bank WATS Loop Slot			UEP93	1PQWA	0.57									
Non-Recurring Charges (NRC) Associated with UNE-P Centrex															
	NRC Conversion Currently Combined Switch-As-Is with allowed changes, per port			UEP93	USAC2		0.10	0.10				15.75			
	Conversion of Existing Centrex Common Block, each			UEP93	USACN		37.97	16.68							
	New Centrex Standard Common Block			UEP93	M1ACS	0.00	666.32					15.75			
	New Centrex Customized Common Block			UEP93	M1ACC	0.00	666.32					15.75			
	NAR Establishment Charge, Per Occasion			UEP93	URECA	0.00	72.63					15.75			
Note 1 - Required Port for Centrex Control in 1AESS, 5ESS & EWSD															
Note 2 - Requires Interoffice Channel Mileage															
Note 3 - Requires Specific Customer Premises Equipment															
NOTE: Rates displaying an "R" in Interim column are interim and subject to rate true-up as set forth in General Terms and Conditions.															

LOCAL INTERCONNECTION - Louisiana										Attachment: 3		Exhibit: A										
CATEGORY	RATE ELEMENTS	Interim	Zone	BCS	USOC	RATES(\$)				Svc Order Submitted Elec per LSR	Svc Order Submitted Manually per LSR	Incremental Charge - Manual Svc Order vs. Electronic-1st	Incremental Charge - Manual Svc Order vs. Electronic-Add'l	Incremental Charge - Manual Svc Order vs. Electronic-Disc 1st	Incremental Charge - Manual Svc Order vs. Electronic-Disc Add'l							
						Rec	Nonrecurring		Nonrecurring Disconnect							OSS RATES (\$)						
							First	Add'l	First							Add'l	SOME C	SOMAN	SOMAN	SOMAN	SOMAN	SOMAN
LOCAL INTERCONNECTION (CALL TRANSPORT AND TERMINATION)																						
NOTE: "bk" beside a rate indicates that the Parties have agreed to bill and keep for that element pursuant to the terms and conditions in Attachment 3.																						
TANDEM SWITCHING																						
	Tandem Switching Function Per MOU			OHD		0.0005507bk																
	Multiple Tandem Switching, per MOU (applies to intial tandem only)			OHD		0.0005507bk																
	Tandem Intermediary Charge, per MOU*			OHD		0.0015																
* This charge is applicable only to transit traffic and is applied in addition to applicable switching and/or interconnection charges.																						
TRUNK CHARGE																						
	Installation Trunk Side Service - per DS0			OHD	TPP++		334.94	56.98														
	Dedicated End Office Trunk Port Service-per DS0**			OHD	TDE0P	0.00																
	Dedicated End Office Trunk Port Service-per DS1**			OH1 OH1MS	TDE1P	0.00																
	Dedicated Tandem Trunk Port Service-per DS0**			OHD	TDW0P	0.00																
	Dedicated Tandem Trunk Port Service-per DS1**			OH1 OH1MS	TDW1P	0.00																
** This rate element is recovered on a per MOU basis and is included in the End Office Switching and Tandem Switching, per MOU rate elements																						
COMMON TRANSPORT (Shared)																						
	Common Transport - Per Mile, Per MOU			OHD		0.0000032bk																
	Common Transport - Facilities Termination Per MOU			OHD		0.0003748bk																
LOCAL INTERCONNECTION (TRANSPORT)																						
INTEROFFICE CHANNEL - DEDICATED TRANSPORT - VOICE GRADE																						
	Interoffice Channel - Dedicated Transport - 2-Wire Voice Grade - Per Mile per month			OHL, OHM	1L5NF	0.013																
	Interoffice Channel - Dedicated Transport- 2- Wire Voice Grade - Facility Termination per month			OHL, OHM	1L5NF	22.60	26.62															
INTEROFFICE CHANNEL - DEDICATED TRANSPORT - 56/64 KBPS																						
	Interoffice Channel - Dedicated Transport - 56 kbps - per mile per month			OHL, OHM	1L5NK	0.013																
	Interoffice Channel - Dedicated Transport - 56 kbps - Facility Termination per month			OHL, OHM	1L5NK	15.61	26.62															
	Interoffice Channel - Dedicated Transport - 64 kbps - per mile per month			OHL, OHM	1L5NK	0.013																
	Interoffice Channel - Dedicated Transport - 64 kbps - Facility Termination per month			OHL, OHM	1L5NK	15.61	26.62															
INTEROFFICE CHANNEL - DEDICATED TRANSPORT - DS1																						
	Interoffice Channel - Dedicated Channel - DS1 - Per Mile per month			OH1, OH1MS	1L5NL	0.2652																
	Interoffice Channel - Dedicated Transport - DS1 - Facility Termination per month			OH1, OH1MS	1L5NL	70.47	79.44															
INTEROFFICE CHANNEL - DEDICATED TRANSPORT- DS3																						
	Interoffice Channel - Dedicated Transport - DS3 - Per Mile per month			OH3, OH3MS	1L5NM	6.04																
	Interoffice Channel - Dedicated Transport - DS3 - Facility Termination per month			OH3, OH3MS	1L5NM	850.45	158.05															
LOCAL CHANNEL - DEDICATED TRANSPORT																						
	Local Channel - Dedicated - 2-Wire Voice Grade per month			OHL, OHM	TEFV2	18.32	187.51	32.21														
	Local Channel - Dedicated - 4-Wire Voice Grade per month			OHL, OHM	TEFV4	19.41	187.94	32.63														
	Local Channel - Dedicated - DS1 per month			OH1	TEFHG	39.18	172.34	149.27														
	Local Channel - Dedicated - DS3 Facility Termination per month			OH3	TEFHJ	469.44	438.46	256.30														
LOCAL INTERCONNECTION MID-SPAN MEET																						
NOTE: If Access service ride Mid-Span Meet, one-half the tariffed service Local Channel rate is applicable.																						
	Local Channel - Dedicated - DS1 per month			OH1MS	TEFHG	0.00	0.00															
	Local Channel - Dedicated - DS3 per month			OH3MS	TEFHJ	0.00	0.00															
MULTIPLEXERS																						
	Channelization - DS1 to DS0 Channel System			OH1, OH1MS	SATN1	105.09	88.41	60.76														
	DS3 to DS1 Channel System per month			OH3, OH3MS	SATNS	201.48	172.99	91.25														
	DS3 Interface Unit (DS1 COC) per month			OH1, OH1MS	SATCO	11.78	6.39	4.58														

LOCAL INTERCONNECTION - Louisiana											Attachment: 3		Exhibit: A									
CATEGORY	RATE ELEMENTS	Interim	Zone	BCS	USOC	RATES(\$)				Svc Order Submitted Elec per LSR	Svc Order Submitted Manually per LSR	Incremental Charge - Manual Svc Order vs. Electronic-1st	Incremental Charge - Manual Svc Order vs. Electronic-Add'l	Incremental Charge - Manual Svc Order vs. Electronic-Disc 1st	Incremental Charge - Manual Svc Order vs. Electronic-Disc Add'l							
						Rec	Nonrecurring		Nonrecurring Disconnect							OSS RATES (\$)						
							First	Add'l	First							Add'l	SOME C	SOMAN	SOMAN	SOMAN	SOMAN	SOMAN
Notes: If no rate is identified in the contract, the rates, terms, and conditions for the specific service or function will be as set forth in applicable BellSouth tariff.																						

LOCAL INTERCONNECTION - Mississippi										Attachment: 3		Exhibit: A										
CATEGORY	RATE ELEMENTS	Interim	Zone	BCS	USOC	RATES(\$)				Svc Order Submitted Elec per LSR	Svc Order Submitted Manually per LSR	Incremental Charge - Manual Svc Order vs. Electronic-1st	Incremental Charge - Manual Svc Order vs. Electronic-Add'l	Incremental Charge - Manual Svc Order vs. Electronic-Disc 1st	Incremental Charge - Manual Svc Order vs. Electronic-Disc Add'l							
						Rec	Nonrecurring		Nonrecurring Disconnect							OSS RATES (\$)						
							First	Add'l	First							Add'l	SOME C	SOMAN	SOMAN	SOMAN	SOMAN	SOMAN
LOCAL INTERCONNECTION (CALL TRANSPORT AND TERMINATION)																						
NOTE: "bk" beside a rate indicates that the Parties have agreed to bill and keep for that element pursuant to the terms and conditions in Attachment 3.																						
TANDEM SWITCHING																						
	Tandem Switching Function Per MOU			OHD		0.0005379bk																
	Multiple Tandem Switching, per MOU (applies to intial tandem only)			OHD		0.0005379bk																
	Tandem Intermediary Charge, per MOU*			OHD		0.0015																
* This charge is applicable only to transit traffic and is applied in addition to applicable switching and/or interconnection charges.																						
TRUNK CHARGE																						
	Installation Trunk Side Service - per DS0			OHD	TPP++		334.11	56.98														
	Dedicated End Office Trunk Port Service-per DS0**			OHD	TDE0P	0.00																
	Dedicated End Office Trunk Port Service-per DS1**			OH1 OH1MS	TDE1P	0.00																
	Dedicated Tandem Trunk Port Service-per DS0**			OHD	TDW0P	0.00																
	Dedicated Tandem Trunk Port Service-per DS1**			OH1 OH1MS	TDW1P	0.00																
** This rate element is recovered on a per MOU basis and is included in the End Office Switching and Tandem Switching, per MOU rate elements																						
COMMON TRANSPORT (Shared)																						
	Common Transport - Per Mile, Per MOU			OHD		0.0000026bk																
	Common Transport - Facilities Termination Per MOU			OHD		0.0004541bk																
LOCAL INTERCONNECTION (TRANSPORT)																						
INTEROFFICE CHANNEL - DEDICATED TRANSPORT - VOICE GRADE																						
	Interoffice Channel - Dedicated Transport - 2-Wire Voice Grade - Per Mile per month			OHL, OHM	1L5NF	0.0098																
	Interoffice Channel - Dedicated Transport- 2- Wire Voice Grade - Facility Termination per month			OHL, OHM	1L5NF	22.52	27.57	7.11														
INTEROFFICE CHANNEL - DEDICATED TRANSPORT - 56/64 KBPS																						
	Interoffice Channel - Dedicated Transport - 56 kbps - per mile per month			OHL, OHM	1L5NK	0.0098																
	Interoffice Channel - Dedicated Transport - 56 kbps - Facility Termination per month			OHL, OHM	1L5NK	15.68	27.57	7.11														
	Interoffice Channel - Dedicated Transport - 64 kbps - per mile per month			OHL, OHM	1L5NK	0.0098																
	Interoffice Channel - Dedicated Transport - 64 kbps - Facility Termination per month			OHL, OHM	1L5NK	15.68	27.57	7.11														
INTEROFFICE CHANNEL - DEDICATED TRANSPORT - DS1																						
	Interoffice Channel - Dedicated Channel - DS1 - Per Mile per month			OH1, OH1MS	1L5NL	0.201																
	Interoffice Channel - Dedicated Tranport - DS1 - Facility Termination per month			OH1, OH1MS	1L5NL	57.33	82.28	14.90														
INTEROFFICE CHANNEL - DEDICATED TRANSPORT- DS3																						
	Interoffice Channel - Dedicated Transport - DS3 - Per Mile per month			OH3, OH3MS	1L5NM	4.76																
	Interoffice Channel - Dedicated Transport - DS3 - Facility Termination per month			OH3, OH3MS	1L5NM	641.90	163.70	60.29														
LOCAL CHANNEL - DEDICATED TRANSPORT																						
	Local Channel - Dedicated - 2-Wire Voice Grade per month			OHL, OHM	TEFV2	14.91	194.22	33.36	37.79	3.30												
	Local Channel - Dedicated - 4-Wire Voice Grade per month			OHL, OHM	TEFV4	15.99	194.66	33.80	38.27	3.78												
	Local Channel - Dedicated - DS1 per month			OH1	TEFHG	36.83	178.50	154.61	22.89	15.74												
	Local Channel - Dedicated - DS3 Facility Termination per month			OH3	TEFHJ	413.87	454.13	264.47	123.23	86.19												
LOCAL INTERCONNECTION MID-SPAN MEET																						
NOTE: If Access service ride Mid-Span Meet, one-half the tariffed service Local Channel rate is applicable.																						
	Local Channel - Dedicated - DS1 per month			OH1MS	TEFHG	0.00	0.00															
	Local Channel - Dedicated - DS3 per month			OH3MS	TEFHJ	0.00	0.00															
MULTIPLEXERS																						
	Channelization - DS1 to DS0 Channel System			OH1, OH1MS	SATN1	102.85	91.57	62.94	10.87	10.10												
	DS3 to DS1 Channel System per month			OH3, OH3MS	SATNS	170.63	179.17	94.52	34.30	32.82												
	DS3 Interface Unit (DS1 COC) per month			OH1, OH1MS	SATCO	12.96	6.62	4.74														

LOCAL INTERCONNECTION - Mississippi											Attachment: 3		Exhibit: A									
CATEGORY	RATE ELEMENTS	Interim	Zone	BCS	USOC	RATES(\$)				Svc Order Submitted Elec per LSR	Svc Order Submitted Manually per LSR	Incremental Charge - Manual Svc Order vs. Electronic-1st	Incremental Charge - Manual Svc Order vs. Electronic-Add'l	Incremental Charge - Manual Svc Order vs. Electronic-Disc 1st	Incremental Charge - Manual Svc Order vs. Electronic-Disc Add'l							
						Rec	Nonrecurring		Nonrecurring Disconnect							OSS RATES (\$)						
							First	Add'l	First							Add'l	SOME C	SOMAN	SOMAN	SOMAN	SOMAN	SOMAN
Notes: If no rate is identified in the contract, the rates, terms, and conditions for the specific service or function will be as set forth in applicable BellSouth tariff.																						

INTERIM SERVICE PROVIDER NUMBER PORTABILITY - Louisiana											Attachment: 5		Exhibit: A									
CATEGORY	RATE ELEMENTS	Interim	Zone	BCS	USOC	RATES (\$)				Svc Order Submitted Elec per LSR	Svc Order Submitted Manually per LSR	Incremental Charge - Manual Svc Order vs. Electronic-1st	Incremental Charge - Manual Svc Order vs. Electronic-Add'l	Incremental Charge - Manual Svc Order vs. Electronic-Disc 1st	Incremental Charge - Manual Svc Order vs. Electronic-Disc Add'l							
						Rec	Nonrecurring		Nonrecurring Disconnect							OSS RATES (\$)						
							First	Add'l	First							Add'l	SOME C	SOMAN	SOMAN	SOMAN	SOMAN	SOMAN
<p>NOTE: Any element that can be ordered electronically will be billed according to the SOME C rate listed. Please refer to BellSouth's Business Rules for Local Ordering (BBR-LO) to determine if a product can be ordered electronically. For those elements that cannot be ordered electronically at present per the BBR-LO, the listed SOME C rate reflects the charge that would be billed to a CLEC once electronic ordering capabilities come on-line for that element. Otherwise, the manual ordering charge, SOMAN, will be applied to a CLEC's bill when it submits an LSR to BellSouth.</p>																						
INTERIM SERVICE PROVIDER NUMBER PORTABILITY - RCF																						
	RCF, per number ported (Business Line)				TNPBL	2.91	0.25	0.25			3.50	15.20										
	RCF, per number ported (Residence Line)				TNPRL	2.91	0.25	0.25			3.50	15.20										
	RCF, Per Additional Path					1.24																
INTERIM SERVICE PROVIDER NUMBER PORTABILITY - DID																						
	DID per number ported (Residence)				TNPDR		0.42	0.42			3.50	15.20										
	DID per number ported (Business)				TNPDB		0.42	0.42			3.50	15.20										
	DID, per trunk termination, Initial				TNPT2	68.47	185.13	68.79			3.50	15.20										
SERVICE PROVIDER NUMBER PORTABILITY (RIPH)																						
	RIPH, Functionality, Per Rearrangement						19.24	19.24			3.50	15.20										
	RIPH, Per Number Ported					1.62	0.19	0.19			3.50	15.20										
	RIPH, Functionality, Per Central Ofc						79.67	79.67			3.50	15.20										
Note: If no rate is identified in the contract, the rate for the specific service or function will be as set forth in applicable BellSouth tariff or as negotiated by the Parties upon request by either Party.																						

INTERIM SERVICE PROVIDER NUMBER PORTABILITY - Mississippi										Attachment: 5		Exhibit: A										
CATEGORY	RATE ELEMENTS	Interim	Zone	BCS	USOC	RATES (\$)				Svc Order Submitted Elec per LSR	Svc Order Submitted Manually per LSR	Incremental Charge - Manual Svc Order vs. Electronic-1st	Incremental Charge - Manual Svc Order vs. Electronic-Add'l	Incremental Charge - Manual Svc Order vs. Electronic-Disc 1st	Incremental Charge - Manual Svc Order vs. Electronic-Disc Add'l							
						Rec	Nonrecurring		Nonrecurring Disconnect							OSS RATES (\$)						
							First	Add'l	First							Add'l	SOMEc	SOMAN	SOMAN	SOMAN	SOMAN	SOMAN
NOTE: Any element that can be ordered electronically will be billed according to the SOMEc rate listed. Please refer to BellSouth's Business Rules for Local Ordering (BBR-LO) to determine if a product can be ordered electronically. For those elements that cannot be ordered electronically at present per the BBR-LO, the listed SOMEc rate reflects the charge that would be billed to a CLEC once electronic ordering capabilities come on-line for that element. Otherwise, the manual ordering charge, SOMAN, will be applied to a CLEC's bill when it submits an LSR to BellSouth.																						
INTERIM SERVICE PROVIDER NUMBER PORTABILITY - RCF																						
	RCF, per number ported (Business Line)				TNPBL	3.08	0.2596	0.2596	0.0282	0.0282	3.50	15.75										
	RCF, per number ported (Residence Line)				TNPRL	3.08	0.2596	0.2596	0.0282	0.0282	3.50	15.75										
	RCF, Per Additional Path					1.17																
INTERIM SERVICE PROVIDER NUMBER PORTABILITY - DID																						
	DID per number ported (Residence)				TNPDR		0.4335	0.4335	0.4701	0.4701	3.50	15.75										
	DID per number ported (Business)				TNPDB		0.4335	0.4335	0.4701	0.4701	3.50	15.75										
	DID, per trunk termination, Initial				TNPT2	58.41	191.75	71.25	28.94	28.94	3.50	15.75										
SERVICE PROVIDER NUMBER PORTABILITY (RIPH)																						
	RIPH, Functionality, Per Rearrangement						19.93	19.93			3.50	15.75										
	RIPH, Per Number Ported					1.96	0.1972	0.1972	0.0214	0.0214	3.50	15.75										
	RIPH, Functionality, Per Central Ofc						85.52	85.52	2.51	2.51	3.50	15.75										

ODUF/ADUF/CMDS - Louisiana										Attachment: 7		Exhibit: A										
CATEGORY	RATE ELEMENTS	Interim	Zone	BCS	USOC	RATES (\$)				Svc Order Submitted Elec per LSR	Svc Order Submitted Manually per LSR	Incremental Charge - Manual Svc Order vs. Electronic-1st	Incremental Charge - Manual Svc Order vs. Electronic-Add'l	Incremental Charge - Manual Svc Order vs. Electronic-Disc 1st	Incremental Charge - Manual Svc Order vs. Electronic-Disc Add'l							
						Rec	Nonrecurring		Nonrecurring Disconnect							OSS RATES (\$)						
							First	Add'l	First							Add'l	SOMEc	SOMAN	SOMAN	SOMAN	SOMAN	SOMAN
ODUF/ADUF/CMDS																						
ACCESS DAILY USAGE FILE (ADUF)																						
	ADUF: Message Processing, per message				N/A	0.007983																
	ADUF: Data Transmission (CONNECT:DIRECT), per message				N/A	0.00012681																
OPTIONAL DAILY USAGE FILE (ODUF)																						
	ODUF: Recording, per message				N/A	0.0000117																
	ODUF: Message Processing, per message				N/A	0.004641																
	ODUF: Message Processing, per Magnetic Tape provisioned				N/A	48.45																
	ODUF: Data Transmission (CONNECT:DIRECT), per message				N/A	0.00010568																
CENTRALIZED MESSAGE DISTRIBUTION SERVICE (CMDS)																						
	CMDS: Message Processing, per message				N/A	0.004																
	CMDS: Data Transmission (CONNECT:DIRECT), per message				N/A	0.001																
Notes: If no rate is identified in the contract, the rate for the specific service or function will be as set forth in applicable BellSouth tariff or as negotiated by the Parties upon request by either Party.																						

ODUF/ADUF/CMDS - Mississippi										Attachment: 7		Exhibit: A										
CATEGORY	RATE ELEMENTS	Interim	Zone	BCS	USOC	RATES (\$)				Svc Order Submitted Elec per LSR	Svc Order Submitted Manually per LSR	Incremental Charge - Manual Svc Order vs. Electronic-1st	Incremental Charge - Manual Svc Order vs. Electronic-Add'l	Incremental Charge - Manual Svc Order vs. Electronic-Disc 1st	Incremental Charge - Manual Svc Order vs. Electronic-Disc Add'l							
						Rec	Nonrecurring		Nonrecurring Disconnect							OSS RATES (\$)						
							First	Add'l	First							Add'l	SOMEc	SOMAN	SOMAN	SOMAN	SOMAN	SOMAN
ODUF/ADUF/CMDS																						
	ACCESS DAILY USAGE FILE (ADUF)																					
	ADUF: Message Processing, per message				N/A	0.008087																
	ADUF: Data Transmission (CONNECT:DIRECT), per message				N/A	0.00012803																
	OPTIONAL DAILY USAGE FILE (ODUF)																					
	ODUF: Recording, per message				N/A	0.0000063																
	ODUF: Message Processing, per message				N/A	0.004707																
	ODUF: Message Processing, per Magnetic Tape provisioned				N/A	49.04																
	ODUF: Data Transmission (CONNECT:DIRECT), per message				N/A	0.00010669																
	CENTRALIZED MESSAGE DISTRIBUTION SERVICE (CMDS)																					
	CMDS: Message Processing, per message				N/A	0.004																
	CMDS: Data Transmission (CONNECT:DIRECT), per message				N/A	0.001																
Notes: If no rate is identified in the contract, the rate for the specific service or function will be as set forth in applicable BellSouth tariff or as negotiated by the Parties upon request by either Party.																						

**Amendment to
Interconnection Agreement between
Xspedius Corp. and
BellSouth Telecommunications, Inc.
Dated 01/01/2000**

Pursuant to this Agreement (the "Agreement") Xspedius Corp. ("Xspedius"), a Louisiana corporation, and BellSouth Telecommunications, Inc. ("BellSouth") hereinafter referred to collectively as the "Parties" hereby agree to amend that certain Master Interconnection Agreement ("the Agreement") between BellSouth and Xspedius dated 01/01/2000. The Effective Date shall be 30 calendar days after the last signature executing the Amendment.

NOW THEREFORE, in consideration of the mutual provisions contained herein and other good and valuable consideration, the receipt and sufficiency of which are hereby acknowledged, Xspedius and BellSouth hereby covenant and agree as follows:

1. The Parties agree to delete attachment 2 and Attachment 2, Exhibit C in its entirety in the interconnection agreement dated 01/01/2000 for North Carolina and replace it with Attachment 2 and Attachment 2, Exhibit B (version 2002 5/31/02) hereto attached for North Carolina.
2. All other provisions of the Interconnection Agreement, dated 01/01/2000, shall remain in full force and effect.
3. Either or both of the Parties is authorized to submit this Amendment to the appropriate state Commissions for approval subject to section 252(e) of the Federal Telecommunications Act of 1996.
4. IN WITNESS WHEREOF, the Parties hereto have caused this Amendment to be executed by their respective duly authorized representatives on the date indicated below.

BellSouth Telecommunications, Inc.

Xspedius Corp.

By: Signature on File

By: Signature on File

Name: C. W. Boltz

Name: Daniel D. Lensgraf

Title : Managing Director

Title : LUS Director

Date: 7/8/2002

Date: 6/2/02

UNBUNDLED NETWORK ELEMENTS - North Carolina										Attachment: 2		Exhibit: B	
CATEGORY	RATE ELEMENTS	Interim	Zone	BCS	USOC	RATES(\$)	Svc Order Submitted Elec per LSR	Svc Order Submitted Manually per LSR	Incremental Charge - Manual Svc Order vs. Electronic-1st	Incremental Charge - Manual Svc Order vs. Electronic-Add'l	Incremental Charge - Manual Svc Order vs. Electronic-Disc 1st	Incremental Charge - Manual Svc Order vs. Electronic-Disc Add'l	
													Rec
The "Zone" shown in the sections for stand-alone loops or loops as part of a combination refers to Geographically Deaveraged UNE Zones. To view Geographically Deaveraged UNE Zone Designations by Central Office, refer to Internet Website: http://www.interconnection.bellsouth.com/become_a_clec/html/interconnection.htm													
OPERATIONAL SUPPORT SYSTEMS													
NOTE: (1) Electronic Service Order: CLEC should contact its contract negotiator if it prefers the state specific electronic service ordering charges as ordered by the State Commissions. The electronic service ordering charge currently contained in this rate exhibit is the BellSouth regional electronic service ordering charge. CLEC may elect either the state specific Commission ordered rates for the electronic service ordering charges, or CLEC may elect the regional electronic service ordering charge.													
NOTE: (2) Any element that can be ordered electronically will be billed according to the SOMEK rate listed in this category. Please refer to BellSouth's Business Rules for Local Ordering (BBR-LO) to determine if a product can be ordered electronically. For those elements that cannot be ordered electronically at present per the BBR-LO, the listed SOMEK rate in this category reflects the charge that would be billed to a CLEC once electronic ordering capabilities come on-line for that element. Otherwise, the manual ordering charge, SOMAN, will be applied to a CLECs bill when it submits an LSR to BellSouth.													
	Electronic OSS Charge, per LSR, submitted via BST's OSS interactive interfaces (Regional)					SOMEK	3.50						
UNE Service Date Advancement Charge (a.k.a.) UNE Expedite Charge													
NOTE: The Expedite charge will be maintained commensurate with BellSouth's FCC No.1 Tariff, Section 5 as applicable.													
	Per Circuit or Line Assignable USOC, Per Day			ALL UNE	SDASP		200.00						
UNBUNDLED EXCHANGE ACCESS LOOP													
2-WIRE ANALOG VOICE GRADE LOOP													
	2-Wire Analog Voice Grade Loop - Service Level 1- Zone 1		1	UEANL	UEAL2		12.11	57.99	42.37		26.94	12.76	
	2-Wire Analog Voice Grade Loop - Service Level 1- Zone 2		2	UEANL	UEAL2		21.24	57.99	42.37		26.94	12.76	
	2-Wire Analog Voice Grade Loop - Service Level 1- Zone 3		3	UEANL	UEAL2		33.65	57.99	42.37		26.94	12.76	
	Loop Testing - Basic 1st Half Hour			UEANL	URET1			76.24			26.94	12.76	
	Loop Testing - Basic Additional Half Hour			UEANL	URETA			39.51			26.94	12.76	
	CLEC to CLEC Conversion Charge Without Outside Dispatch (UVL-SL1)			UEANL	UREWO			15.76	8.93		26.94	12.76	
	Engineering Information Document (EI)			UEANL				28.74	28.74				
	Manual Order Coordination for UVL-SL1s (per loop)			UEANL	UEAMC			61.38	61.38				
	Order Coordination for Specified Conversion Time for UVL-SL1 (per LSR)			UEANL	OCOSL			45.34					
2-WIRE Unbundled COPPER LOOP													
	2-Wire Unbundled Copper Loop Non-Designed - SW		I	sw	UEQ	UEQ2X	15.88	57.99	42.37		26.94	26.94	
	Order Coordination 2 Wire Unbundled Copper Loop - Non-Designed (per loop)				UEQ	USBMC		45.34					
	Engineering Information Document				UEQ			28.74	28.74		26.94	12.76	
	Loop Testing - Basic 1st Half Hour				UEQ	URET1		76.24			26.94	12.76	
	Loop Testing - Basic Additional Half Hour				UEQ	URETA		39.51			26.94	12.76	
	CLEC to CLEC Conversion Charge Without Outside Dispatch (UCL-ND)				UEQ	UREWO		14.26	7.42		26.94	12.76	
UNBUNDLED EXCHANGE ACCESS LOOP													
2-WIRE ANALOG VOICE GRADE LOOP													
	2 Wire Analog Voice Grade Loop -Service Level 1-Statewide-Line Splitting				UEPSR UEPSB	UEALS					26.94	12.76	
	2 Wire Analog Voice Grade Loop -Service Level 1-Statewide-Line Splitting				UEPSR UEPSB	UEABS					26.94	12.76	
	2 Wire Analog Voice Grade Loop-Service Level 1-Line Splitting-Zone 1		1		UEPSR UEPSB	UEALS	12.11	57.99	42.37		26.94	12.76	
	2 Wire Analog Voice Grade Loop-Service Level 1-Line Splitting-Zone 1		1		UEPSR UEPSB	UEABS	12.11	57.99	42.37		26.94	12.76	
	2 Wire Analog Voice Grade Loop- Service Level 1-Line Splitting-Zone 2		2		UEPSR UEPSB	UEALS	21.24	57.99	42.37		26.94	12.76	
	2 Wire Analog Voice Grade Loop- Service Level 1-Line Splitting-Zone 2		2		UEPSR UEPSB	UEABS	21.24	57.99	42.37		26.94	12.76	
	2 Wire Analog Voice Grade Loop-Service Level 1-Line Splitting-Zone 3		3		UEPSR UEPSB	UEALS	33.65	57.99	42.37		26.94	12.76	
	2 Wire Analog Voice Grade Loop-Service Level 1-Line Splitting-Zone 3		3		UEPSR UEPSB	UEABS	33.65	57.99	42.37		26.94	12.76	
UNE Loop Rates for Line Splitting													
	2-Wire Voice Grade Loop (SL1) for Line Splitting- Statewide			sw	UEPRX	UEPLX	14.18						
UNBUNDLED EXCHANGE ACCESS LOOP													
2-WIRE ANALOG VOICE GRADE LOOP													
	2-Wire Analog Voice Grade Loop - Service Level 2 w/Loop or Ground Start Signaling - Zone 1		1		UEA	UEAL2	14.97	142.97	106.56		26.94	12.76	

UNBUNDLED NETWORK ELEMENTS - North Carolina										Attachment: 2		Exhibit: B			
CATEGORY	RATE ELEMENTS	Interim	Zone	BCS	USOC	RATES(\$)				Svc Order Submitted Elec per LSR	Svc Order Submitted Manually per LSR	Incremental Charge - Manual Svc Order vs. Electronic-1st	Incremental Charge - Manual Svc Order vs. Electronic-Add'l	Incremental Charge - Manual Svc Order vs. Electronic-Disc 1st	Incremental Charge - Manual Svc Order vs. Electronic-Disc Add'l
						Rec	Nonrecurring		Nonrecurring Disconnect						
							First	Add'l	First	Add'l	SOMEc	SOMAN	SOMAN	SOMAN	SOMAN
	2-Wire Unbundled Copper Loop/Long - includes manual svc. inquiry and facility reservation - Zone 2		2	UCL	UCL2L	22.39	262.86	143.75							
	2-Wire Unbundled Copper Loop/Long - includes manual svc. inquiry and facility reservation - Zone 3		3	UCL	UCL2L	34.80	262.86	143.75							
	Order Coordination for Unbundled Copper Loops (per loop)			UCL	UCLMC		61.38	61.38							
	2-Wire Unbundled Copper Loop/Long - without manual service inquiry and facility reservation - Zone 1		1	UCL	UCL2W	13.26	188.39	112.96				26.94	12.76		
	2-Wire Unbundled Copper Loop/Long - without manual service inquiry and facility reservation - Zone 2		2	UCL	UCL2W	22.39	188.39	112.96				26.94	12.76		
	2-Wire Unbundled Copper Loop/Long - without manual service inquiry and facility reservation - Zone 3		3	UCL	UCL2W	34.80	188.39	112.96				26.94	12.76		
	Order Coordination for Unbundled Copper Loops (per loop)			UCL	UCLMC		61.38	61.38							
	CLEC to CLEC Conversion Charge without outside dispatch (UCL-Des)			UCL	UREWO		97.14	42.44				26.94	12.76		
	4-WIRE COPPER LOOP														
	4-Wire Copper Loop/Short - including manual service inquiry and facility reservation - Zone 1		1	UCL	UCL4S	17.36	311.03	191.93							
	4-Wire Copper Loop/Short - including manual service inquiry and facility reservation - Zone 2		2	UCL	UCL4S	29.61	311.03	191.93							
	4-Wire Copper Loop/Short - including manual service inquiry and facility reservation - Zone 3		3	UCL	UCL4S	46.26	311.03	191.93							
	Order Coordination for Unbundled Copper Loops (per loop)			UCL	UCLMC		61.38	61.38							
	4-Wire Copper Loop/Short - without manual service inquiry and facility reservation - Zone 1		1	UCL	UCL4W	17.36	236.57	161.14				26.94	12.76		
	4-Wire Copper Loop/Short - without manual service inquiry and facility reservation - Zone 2		2	UCL	UCL4W	29.61	236.57	161.14				26.94	12.76		
	4-Wire Copper Loop/Short - without manual service inquiry and facility reservation - Zone 3		3	UCL	UCL4W	46.26	236.57	161.14				26.94	12.76		
	Order Coordination for Unbundled Copper Loops (per loop)			UCL	UCLMC		61.38	61.38							
	4-Wire Unbundled Copper Loop/Long - includes manual svc. inquiry and facility reservation - Zone 1		1	UCL	UCL4L	17.36	311.03	191.93							
	4-Wire Unbundled Copper Loop/Long - includes manual svc. inquiry and facility reservation - Zone 2		2	UCL	UCL4L	29.61	311.03	191.93							
	4-Wire Unbundled Copper Loop/Long - includes manual svc. inquiry and facility reservation - Zone 3		3	UCL	UCL4L	46.26	311.03	191.93							
	Order Coordination for Unbundled Copper Loops (per loop)			UCL	UCLMC		61.38	61.38							
	4-Wire Unbundled Copper Loop/Long - without manual svc. inquiry and facility reservation - Zone 1		1	UCL	UCL4O	17.36	236.57	161.14				26.94	12.76		
	4-Wire Unbundled Copper Loop/Long - without manual svc. inquiry and facility reservation - Zone 2		2	UCL	UCL4O	29.61	236.57	161.14				26.94	12.76		
	4-Wire Unbundled Copper Loop/Long - without manual svc. inquiry and facility reservation - Zone 3		3	UCL	UCL4O	46.26	236.57	161.14				26.94	12.76		
	Order Coordination for Unbundled Copper Loops (per loop)			UCL	UCLMC		61.38	61.38							
	CLEC to CLEC Conversion Charge without outside dispatch (UCL-Des)			UCL	UREWO		97.14	42.44							
	LOOP MODIFICATION														
	Unbundled Loop Modification, Removal of Load Coils - 2 Wire pair less than or equal to 18k ft			UAL, UHL, UCL, UEQ, ULS, UEA, UEANL, UDL, UDC, UDN, UDL, USL	ULM2L		21.24	21.24							
	Unbundled Loop Modification, Removal of Load Coils - 2 wire greater than 18k ft			UCL, ULS, UEQ	ULM2G		119.24	119.24							
	Unbundled Loop Modification Removal of Load Coils - 4 Wire less than or equal to 18K ft			UHL, UCL	ULM4L		21.24	21.24							
	Unbundled Loop Modification Removal of Load Coils - 4 Wire pair greater than 18k ft			UCL	ULM4G		119.24	119.24							

UNBUNDLED NETWORK ELEMENTS - North Carolina										Attachment: 2		Exhibit: B								
CATEGORY	RATE ELEMENTS	Interim	Zone	BCS	USOC	RATES(\$)	Svc Order Submitted Elec per LSR	Svc Order Submitted Manually per LSR	Incremental Charge - Manual Svc Order vs. Electronic-1st	Incremental Charge - Manual Svc Order vs. Electronic-Add'l	Incremental Charge - Manual Svc Order vs. Electronic-Disc 1st	Incremental Charge - Manual Svc Order vs. Electronic-Disc Add'l	OSS Rates(\$)							
													Rec	Nonrecurring First	Nonrecurring Add'l	Nonrecurring Disconnect First	Nonrecurring Disconnect Add'l	SOMEK	SOMAN	SOMAN
	Unbundled Loop Concentration - TEST CIRCUIT Card			ULC	UCTTC	37.98														
	Unbundled Loop Concentration - Digital 19.2 Kbps Data Loop Interface			UDL	ULCC7	11.51														
	Unbundled Loop Concentration - Digital 56 Kbps Data Loop Interface			UDL	ULCC5	11.51														
	Unbundled Loop Concentration - Digital 64 Kbps Data Loop Interface			UDL	ULCC6	11.51														
UNE OTHER, PROVISIONING ONLY - NO RATE																				
	NID - Dispatch and Service Order for NID installation			UENTW	UNDBX															
	UNTW Circuit Id Establishment, Provisioning Only - No Rate			UENTW	UENCE															
	Unbundled Contract Name, Provisioning Only - No Rate			UEANL,UEF,UEQ,UENTW	UNECN															
UNE OTHER, PROVISIONING ONLY - NO RATE																				
	Unbundled Contact Name, Provisioning Only - no rate			UAL,UCL,UDC,UDL,UDN,UEA,UHL,ULC	UNECN	0.00		0.00												
	Unbundled Sub-Loop Feeder-2 Wire Cross Box Jumper - no rate			UEA,UDN,UCL,UDC	USBFQ	0.00		0.00												
	Unbundled Sub-Loop Feeder-4 Wire Cross Box Jumper - no rate			UEA,USL,UCL,UDL	USBFR	0.00		0.00												
	Unbundled DS1 Loop - Superframe Format Option - no rate			USL	CCOSF	0.00		0.00												
	Unbundled DS1 Loop - Expanded Superframe Format option - no rate			USL	CCOEF	0.00		0.00												
HIGH CAPACITY UNBUNDLED LOCAL LOOP																				
	High Capacity Unbundled Local Loop - DS3 - Per Mile per month			UE3	1L5ND	13.33														
	High Capacity Unbundled Local Loop - DS3 - Facility Termination per month			UE3	UE3PX	450.69		1,071.00						53.48		53.48				
	High Capacity Unbundled Local Loop - STS-1 - Per Mile per month			UDLSX	1L5ND	13.33														
	High Capacity Unbundled Local Loop - STS-1 - Facility Termination per month			UDLSX	UDLS1	464.26		1,071.00						53.48		53.48				
LOOP MAKE-UP																				
	Loop Makeup - Preordering Without Reservation, per working or spare facility queried (Manual).			UMK	UMKLW			55.44												
	Loop Makeup - Preordering With Reservation, per spare facility queried (Manual).			UMK	UMKLP			55.73												
	Loop Makeup--With or Without Reservation, per working or spare facility queried (Mechanized)			UMK	PSUMK			0.6960821												
HIGH FREQUENCY SPECTRUM																				
LINE SHARING																				
SPLITTERS-CENTRAL OFFICE BASED																				
	Line Sharing Splitter, per System 96 Line Capacity			ULS	ULSDA	181.18		631.54												
	Line Sharing Splitter, per System 24 Line Capacity			ULS	ULSDB	45.30		631.54												
	Line Sharing Splitter, Per System, 8 Line Capacity		I	ULS	ULSD8	12.73		424.61						26.94		12.76				
	Line Sharing Splitter - per Line Activation in the Remote Terminal (RT)			ULS		2.23		122.12												
	Line Sharing-DLEC Owned Splitter in CO-CFA activation-deactivation (per LSOD)			ULS	ULSDG			146.32						26.94		12.76				
END USER ORDERING-CENTRAL OFFICE BASED-HIGH FREQUENCY SPECTRUM AKA LINE SHARING																				
	Line Sharing - per Line Activation (BST Owned Splitter)			ULS	ULSDC	0.61		54.71						25.33		2.53				
	Line Sharing - per Subsequent Activity per Line Rearrangement(BST Owned Splitter)			ULS	ULSDS			35.42						25.33		2.53				
	Line Sharing - per Subsequent Activity per Line Rearrangement(DLEC Owned Splitter)			ULS	ULSCS			35.14						26.94		12.76				
	Line Sharing - per Line Activation (DLEC owned Splitter)		I	ULS	ULSCC	0.61		47.44						26.94		12.76				
LINE SPLITTING																				
END USER ORDERING-CENTRAL OFFICE BASED																				
	Line Splitting - per line activation DLEC owned splitter		I	UEPSR UEPSB	UREOS	0.61														

UNBUNDLED NETWORK ELEMENTS - North Carolina										Attachment: 2		Exhibit: B				
CATEGORY	RATE ELEMENTS	Interim	Zone	BCS	USOC	RATES(\$)	Svc Order Submitted Elec per LSR	Svc Order Submitted Manually per LSR	Incremental Charge - Manual Svc Order vs. Electronic-1st	Incremental Charge - Manual Svc Order vs. Electronic-Add'l	Incremental Charge - Manual Svc Order vs. Electronic-Disc 1st	Incremental Charge - Manual Svc Order vs. Electronic-Disc Add'l	OSS Rates(\$)			
													Rec	Nonrecurring First	Nonrecurring Add'l	Nonrecurring Disconnect First
	Line Splitting - per line activation BST owned - physical	I		UEPSR UEPSB	UREBP	0.61		56.92	28.59			26.94	12.76			
	Line Splitting - per line activation BST owned - virtual	I		UEPSR UEPSB	UREBV	0.61		56.92	28.59			26.94	12.76			
REMOTE SITE HIGH FREQUENCY SPECTRUM																
SPLITTERS-REMOTE SITE																
	Remote Site Line Share BellSouth Owned Splitter, 24 Port	I		ULS	ULSRB	38.18		424.61	0.00			26.94				
	Remote Site Line Share Cable Pair Activation CLEC Owned at RS	I		ULS	ULSTG			74.38	0.00			26.94				
END USER ORDERING-REMOTE SITE HIGH FREQUENCY SPECTRUM AKA REMOTE SITE LINE SHARING																
	Remote Site Line Share Line Activationfor End User Served at RS, BST Splitter	I		ULS	ULSRC	0.61		56.92	28.59			26.94	12.76			
	RS Line Share Line Activation for End User served at RS, CLEC Splitter	I		ULS	ULSTC	0.61		56.92	28.59			26.94	12.76			
UNBUNDLED DEDICATED TRANSPORT																
NOTE: INTEROFFICE CHANNEL DEDICATED TRANSPORT - minimum billing period - below DS3=one month, DS3/STS-1=four months																
INTEROFFICE CHANNEL - DEDICATED TRANSPORT																
	Interoffice Channel - Dedicated Transport - 2-Wire Voice Grade - Per Mile per month			U1TVX	1L5XX	0.0125										
	Interoffice Channel - Dedicated Transport- 2- Wire Voice Grade - Facility Termination			U1TVX	U1TV2	18.00		137.48	52.58			38.07	38.07			
	Interoffice Channel - Dedicated Transport - 2-Wire Voice Grade Rev Bat. - Per Mile per month			U1TVX	1L5XX	0.0125										
	Interoffice Channel - Dedicated Transport- 2- Wire VG Rev Bat. - Facility Termination			U1TVX	U1TR2	18.00		137.48	52.58			38.07	38.07			
	Interoffice Channel - Dedicated Transport - 4-Wire Voice Grade - Per Mile per month			U1TVX	1L5XX	0.0125										
	Interoffice Channel - Dedicated Transport - 4- Wire Voice Grade - Facility Termination			U1TVX	U1TV4	22.16		106.11	65.95			22.32	22.32			
	Interoffice Channel - Dedicated Transport - 56 kbps - per mile per month			U1TDX	1L5XX	0.0282										
	Interoffice Channel - Dedicated Transport - 56 kbps - Facility Termination			U1TDX	U1TD5	17.40		137.48	52.58			38.07	38.07			
	Interoffice Channel - Dedicated Transport - 64 kbps - per mile per month			U1TDX	1L5XX	0.0282										
	Interoffice Channel - Dedicated Transport - 64 kbps - Facility Termination			U1TDX	U1TD6	17.40		137.48	52.58			38.07	38.07			
	Interoffice Channel - Dedicated Channel - DS1 - Per Mile per month			U1TD1	1L5XX	0.5753										
	Interoffice Channel - Dedicated Transport - DS1 - Facility Termination			U1TD1	U1TF1	71.29		217.17	163.75			38.07	38.07			
	Interoffice Channel - Dedicated Transport - DS3 - Per Mile per month			U1TD3	1L5XX	12.98										
	Interoffice Channel - Dedicated Transport - DS3 - Facility Termination per month			U1TD3	U1TF3	720.38		794.94	579.55			91.26	91.26			
	Interoffice Channel - Dedicated Transport - STS-1 - Per Mile per month			U1TS1	1L5XX	6.14										
	Interoffice Channel - Dedicated Transport - STS-1 - Facility Termination			U1TS1	U1TFS	790.37		642.23	408.89			53.48	53.48			
LOCAL CHANNEL - DEDICATED TRANSPORT																
NOTE: LOCAL CHANNEL DEDICATED TRANSPORT - minimum billing period - below DS3=one month, DS3/STS-1=four months																
	Local Channel - Dedicated - 2-Wire Voice Grade - Zone 1	1		ULDVX	ULDV2	11.24		553.80	89.69			42.17	12.76			
	Local Channel - Dedicated - 2-Wire Voice Grade - Zone 2	2		ULDVX	ULDV2	19.91		553.80	89.69			42.17	12.76			
	Local Channel - Dedicated - 2-Wire Voice Grade - Zone 3	3		UNDVX	ULDV2	31.70		553.80	89.69			42.17	12.76			
	Local Channel - Dedicated - 4-Wire Voice Grade - Zone 1	1		UNDVX	ULDV4	12.03		562.23	92.67			42.17	12.76			
	Local Channel - Dedicated - 4-Wire Voice Grade - Zone 2	2		UNDVX	ULDV4	21.33		562.23	92.67			42.17	12.76			
	Local Channel - Dedicated - 4-Wire Voice Grade - Zone 3	3		UNDVX	ULDV4	33.95		562.23	92.67			42.17	12.76			
	Local Channel - Dedicated - DS1 - Zone 1	1		ULDD1	ULDF1	27.05		534.48	462.69			86.15	1.77			
	Local Channel - Dedicated - DS1 - Zone 2	2		ULDD1	ULDF1	47.94		534.48	462.69			86.15	1.77			
	Local Channel - Dedicated - DS1 - Zone 3	3		ULDD1	ULDF1	76.32		534.48	462.69			86.15	1.77			
	Local Channel - Dedicated - DS3 - Per Mile per month			ULDD3	1L5NC	0.9954										

UNBUNDLED NETWORK ELEMENTS - North Carolina										Attachment: 2		Exhibit: B			
CATEGORY	RATE ELEMENTS	Interim	Zone	BCS	USOC	RATES(\$)	Svc Order Submitted Elec per LSR	Svc Order Submitted Manually per LSR	Incremental Charge - Manual Svc Order vs. Electronic-1st	Incremental Charge - Manual Svc Order vs. Electronic-Add'l	Incremental Charge - Manual Svc Order vs. Electronic-Disc 1st	Incremental Charge - Manual Svc Order vs. Electronic-Disc Add'l			
													Rec	Nonrecurring	
							First	Add'l	First	Add'l	SOMEc	SOMAN	SOMAN	SOMAN	SOMAN
	Local Channel - Dedicated - DS3 - Facility Termination			ULDD3	ULDF3	298.92	562.25	527.88					56.25	56.25	
	Local Channel - Dedicated - STS-1- Per Mile per month			ULDS1	1L5NC	0.9954									
	Local Channel - Dedicated - STS-1 - Facility Termination			ULDS1	ULDFS	286.13	1,071.00	646.12					53.48	53.48	
DARK FIBER															
	Dark Fiber, Four Fiber Strands, Per Route Mile or Fraction Thereof per month - Local Channel			UDF	1L5DC	64.04									
	NRC Dark Fiber - Local Channel			UDF	UDFC4		1,347.00	279.87							
	Dark Fiber, Four Fiber Strands, Per Route Mile or Fraction Thereof per month - Interoffice Channel			UDF	1L5DF	27.71									
	NRC Dark Fiber - Interoffice Channel			UDF	UDF14		1,807.00	562.96							
	Dark Fiber, Four Fiber Strands, Per Route Mile or Fraction Thereof per month - Local Loop			UDF	1L5DL	64.04									
	NRC Dark Fiber - Local Loop			UDF	UDFL4		1,347.00	279.87							
8XX ACCESS TEN DIGIT SCREENING															
	8XX Access Ten Digit Screening, Per Call			OHD		0.0005									
	8XX Access Ten Digit Screening, Reservation Charge Per 8XX Number Reserved			OHD	N8R1X		7.05	0.96					26.94		
	8XX Access Ten Digit Screening, Per 8XX No. Established W/O POTS Translations			OHD			23.82	2.73					41.35		
	8XX Access Ten Digit Screening, Per 8XX No. Established With POTS Translations			OHD	N8FTX		23.82	2.73					41.35		
	8XX Access Ten Digit Screening, Customized Area of Service Per 8XX Number			OHD	N8FCX		5.63	2.82							
	8XX Access Ten Digit Screening, Multiple InterLATA CXR Routing Per CXR Requested Per 8XX No.			OHD	N8FMX		6.59	3.77							
	8XX Access Ten Digit Screening, Change Charge Per Request			OHD	N8FAX		8.01	0.96					26.94		
	8XX Access Ten Digit Screening, Call Handling and Destination Features			OHD	N8FDX		5.63								
LINE INFORMATION DATA BASE ACCESS (LIDB)															
	LIDB Common Transport Per Query			OQT		0.00003									
	LIDB Validation Per Query			OQU		0.0134									
	LIDB Originating Point Code Establishment or Change			OQT, OQU	NRPBX		62.26						26.94	26.94	
SIGNALING (CCS7)															
	CCS7 Signaling Connection, Per link (A link)			UDB	TPP++	18.22	278.02	278.02					41.35	41.35	
	CCS7 Signaling Connection, Per link (B link) (also known as D link)			UDB	TPP++	18.22	278.02	278.02					41.35	41.35	
	CCS7 Signaling Termination, Per STP Port			UDB	PT8SX	132.83									
	CCS7 Signaling Usage, Per ISUP Message			UDB		0.00004									
	CCS7 Signaling Usage, Per TCAP Message			UDB		0.00009									
	CCS7 Signaling Usage Surrogate, per link per LATA			UDB	STU56	338.98									
	CCS7 Signaling Point Code, per Originating Point Code Establishment or Change, per STP affected			UDB	CCAPO		40.00	40.00					19.99	19.99	
	CCS7 Signaling Point Code, per Destination Point Code Establishment or Change, Per Stp Affected			UDB	CCAPD		8.00	8.00					19.99	19.99	
E911 SERVICE															
	Local Channel - Dedicated - 2-wr Voice Grade - Zone 1		1			11.24	553.80	89.69					42.17	12.76	
	Local Channel - Dedicated - 2-wr Voice Grade - Zone 2		2			19.91	553.80	89.69					42.17	12.76	
	Local Channel - Dedicated - 2-wr Voice Grade - Zone 3		3			31.70	553.80	89.69					42.17	12.76	
	Interoffice Transport - Dedicated - 2-wr Voice Grade Per Mile					0.0282									
	Interoffice Transport - Dedicated - 2-wr Voice Grade Per Facility Termination					18.00	137.48	52.58					38.07	38.07	
	Local Channel - Dedicated - DS1 - Zone 1		1			27.05	534.48	462.69					86.15	1.77	
	Local Channel - Dedicated - DS1 - Zone 2		2			47.94	534.48	462.69					86.15	1.77	
	Local Channel - Dedicated - DS1 - Zone 3		3			76.32	534.48	462.69					86.15	1.77	
	Interoffice Transport - Dedicated - DS1 Per Mile					0.5753									
	Interoffice Transport - Dedicated - DS1 Per Facility Termination					71.29	217.17	163.75					38.07	38.07	
CALLING NAME (CNAM) SERVICE															
	CNAM For DB Owners - Service Establishment			OQV			75.62								

UNBUNDLED NETWORK ELEMENTS - North Carolina										Attachment: 2		Exhibit: B	
CATEGORY	RATE ELEMENTS	Interim	Zone	BCS	USOC	RATES(\$)	Svc Order Submitted Elec per LSR	Svc Order Submitted Manually per LSR	Incremental Charge - Manual Svc Order vs. Electronic-1st	Incremental Charge - Manual Svc Order vs. Electronic-Add'l	Incremental Charge - Manual Svc Order vs. Electronic-Disc 1st	Incremental Charge - Manual Svc Order vs. Electronic-Disc Add'l	
													Rec
	CNAM For Non DB Owners - Service Establishment			OQV		75.62							
	CNAM For DB Owners - Service Provisioning With Point Code Establishment (Initial)			OQV		2,354.00	2,354.00						
	CNAM For DB Owners - Service Provisioning With Point Code Establishment (Subsequent)			OQV		1,739.00	1,739.00						
	CNAM For Non DB Owners - Service Provisioning With Point Code Establishment (Initial)			OQV		1,072.00	1,072.00						
	CNAM For Non DB Owners - Service Provisioning With Point Code Establishment (Subsequent)			OQV		768.44	768.44						
	CNAM for DB & Non DB Owners, Per Query			OQV		0.0009592							
LNP Query Service													
	LNP Charge Per query			OQV		0.00084							
	LNP Service Establishment Manual			OQV		41.25							
	LNP Service Provisioning with Point Code Establishment (Initial)			OQV		1,563.00	1,563.00						
	LNP Service Provisioning with Point Code Establishment (Subsequent)			OQV		883.99	883.99						
OPERATOR CALL PROCESSING													
	Oper. Call Processing - Oper. Provided, Per Min. - Using BST LIDB					1.20							
	Oper. Call Processing - Oper. Provided, Per Min. - Using Foreign LIDB					1.24							
	Oper. Call Processing - Fully Automated, per Call - Using BST LIDB					0.20							
	Oper. Call Processing - Fully Automated, per Call - Using Foreign LIDB					0.20							
INWARD OPERATOR SERVICES													
	Inward Operator Services - Verification, Per Minute					1.15							
	Inward Operator Services - Verification and Emergency Interrupt - Per Minute					1.15							
BRANDING - OPERATOR CALL PROCESSING													
	Recording of Custom Branded OA Announcement				CBAOS	7,000.00	7,000.00			19.99	19.99	19.99	19.99
	Loading of Custom Branded OA Announcement per shelf/NAV				CBAOL	500.00	500.00			19.99	19.99		
	Unbranding via OLNS for UNEP CLEC												
	Loading of OA per OCN (Regional)					1,200.00	1,200.00						
DIRECTORY ASSISTANCE SERVICES													
DIRECTORY ASSISTANCE ACCESS SERVICE													
	Directory Assistance Access Service Calls, Charge Per Call					0.275							
DIRECTORY ASSISTANCE CALL COMPLETION ACCESS SERVICE (DACC)													
	Directory Assistance Call Completion Access Service (DACC), Per Call Attempt					0.062							
DIRECTORY ASSISTANCE SERVICES													
DIRECTORY ASSISTANCE DATA BASE SERVICE (DADS)													
	Directory Assistance Data Base Service Charge Per Listing					0.04							
	Directory Assistance Data Base Service, per month				DBSOF	150.00							
BRANDING - DIRECTORY ASSISTANCE													
Facility Based CLEC													
	Recording and Provisioning of DA Custom Branded Announcement			AMT	CBADA	6,000.00	6,000.00						
	Loading of Custom Branded Announcement per DRAM Card/Switch			AMT	CBADC	1,170.00	1,170.00						
UNEP CLEC													
	Recording of DA Custom Branded Announcement					3,000.00	3,000.00						
	Loading of DA Custom Branded Announcement per DRAM Card/Switch per OCN					1,170.00	1,170.00						
	Unbranding via OLNS for UNEP CLEC												
	Loading of DA per OCN (1 OCN per Order)					420.00	420.00						
	Loading of DA per Switch per OCN					16.00	16.00						
SELECTIVE ROUTING													

UNBUNDLED NETWORK ELEMENTS - North Carolina										Attachment: 2		Exhibit: B							
CATEGORY	RATE ELEMENTS	Interim	Zone	BCS	USOC	RATES(\$)	Svc Order Submitted Elec per LSR	Svc Order Submitted Manually per LSR	Incremental Charge - Manual Svc Order vs. Electronic-1st	Incremental Charge - Manual Svc Order vs. Electronic-Add'l	Incremental Charge - Manual Svc Order vs. Electronic-Disc 1st	Incremental Charge - Manual Svc Order vs. Electronic-Disc Add'l	OSS Rates(\$)						
													Rec	Nonrecurring		Nonrecurring Disconnect		SOMEc	SOMAN
4-WIRE 56 KBPS EXTENDED DIGITAL LOOP WITH DEDICATED DS1 INTEROFFICE TRANSPORT (EEL)																			
	First 4-Wire 56Kbps Digital Grade Loop in a DS1 Interoffice Transport Combination - Zone 1		1	UNCDX	UDL56	25.32	489.04	337.51											
	First 4-wire 56Kbps Digital Grade Loop in a DS1 Interoffice Transport Combination - Zone 2		2	UNCDX	UDL56	43.11	489.04	337.51											
	First 4-Wire 56Kbps Digital Grade Loop in a DS1 Interoffice Transport Combination - Zone 3		3	UNCDX	UDL56	67.26	489.04	337.51											
	Interoffice Transport - Dedicated - DS1 combination - Per Mile Per Month			UNC1X	1L5XX	0.5753													
	Interoffice Transport - Dedicated - DS1 - combination Facility Termination Per Month			UNC1X	U1TF1	71.29	217.17	163.75					38.07	38.07					
	Channelization - Channel System DS1 to DS0 combination Per Month			UNC1X	MQ1	146.69	197.78	140.06					38.07	38.07					
	OCU-DP COCI (data) - DS1 to DS0 Channel System - per month (2.4-64kbs)			UNCDX	1D1DD	2.00	15.76	11.28					38.07	38.07					
	Additional 4-Wire 56Kbps Digital Grade Loopin same DS1 Interoffice Transport Combination - Zone 1		1	UNCDX	UDL56	25.32	489.04	337.51											
	Additional 4-Wire 56Kbps Digital Grade Loopin same DS1 Interoffice Transport Combination - Zone 2		2	UNCDX	UDL56	43.11	489.04	337.51											
	Additional 4-Wire 56Kbps Digital Grade Loopin same DS1 Interoffice Transport Combination - Zone 3		3	UNCDX	UDL56	67.26	489.04	337.51											
	OCU-DP COCI (data) - DS1 to DS0 Channel System - combination per month (2.4-64kbs)			UNCDX	1D1DD	2.00	15.76	11.28					38.07	38.07					
	Nonrecurring Currently Combined Network Elements Switch -As-Is Charge			UNC1X	UNCCC		21.75	21.75	32.28	10.96			38.07	38.07					
4-WIRE 64 KBPS EXTENDED DIGITAL LOOP WITH DEDICATED DS1 INTEROFFICE TRANSPORT (EEL)																			
	First 4-Wire 64Kbps Digital Grade Loop in a DS1 Interoffice Transport Combination - Zone 1		1	UNCDX	UDL64	25.32	489.04	337.51											
	First 4-Wire 64Kbps Digital Grade Loop in a DS1 Interoffice Transport Combination - Zone 2		2	UNCDX	UDL64	43.11	489.04	337.51											
	First 4-Wire 64Kbps Digital Grade Loop in a DS1 Interoffice Transport Combination - Zone 3		3	UNCDX	UDL64	67.26	489.04	337.51											
	Interoffice Transport - Dedicated - DS1 combination - Per Mile Per Month			UNC1X	1L5XX	0.5753													
	Interoffice Transport - Dedicated - DS1 combination - Facility Termination Per Month			UNC1X	U1TF1	71.29	217.17	163.75					38.07	38.07					
	Channelization - Channel System DS1 to DS0 combination Per Month			UNC1X	MQ1	146.69	197.78	140.06					38.07	38.07					
	OCU-DP COCI (data) - DS1 to DS0 Channel System combination - per month (2.4-64kbs)			UNCDX	1D1DD	2.00	15.76	11.28					38.07	38.07					
	Additional 4-Wire 64Kbps Digital Grade Loopin same DS1 Interoffice Transport Combination - Zone 1		1	UNCDX	UDL64	25.32	489.04	337.51											
	Additional 4-Wire 64Kbps Digital Grade Loopin same DS1 Interoffice Transport Combination - Zone 2		2	UNCDX	UDL64	43.11	489.04	337.51											
	Additional 4-Wire 64Kbps Digital Grade Loopin same DS1 Interoffice Transport Combination - Zone 3		3	UNCDX	UDL64	67.26	489.04	337.51											
	OCU-DP COCI (data) - DS1 to DS0 Channel System combination - per month (2.4-64kbs)			UNCDX	1D1DD	2.00	15.76	11.28					38.07	38.07					
	Nonrecurring Currently Combined Network Elements Switch -As-Is Charge			UNC1X	UNCCC		21.75	21.75	32.28	10.96			38.07	38.07					
4-WIRE DS1 DIGITAL EXTENDED LOOP WITH DEDICATED DS1 INTEROFFICE TRANSPORT (EEL)																			
	4-Wire DS1 Digital Loop in Combination with DS1 Interoffice Transport - Zone 1		1	UNC1X	USLXX	47.60	714.84	421.47											
	4-Wire DS1 Digital Loop in Combination with DS1 Interoffice Transport - Zone 2		2	UNC1X	USLXX	84.36	714.84	421.47											
	4-Wire DS1 Digital Loop in Combination with DS1 Interoffice Transport - Zone 3		3	UNC1X	USLXX	134.29	714.84	421.47											
	Interoffice Transport - Dedicated - DS1 combination - Per Mile Per Month			UNC1X	1L5XX	0.5753													

UNBUNDLED NETWORK ELEMENTS - North Carolina										Attachment: 2		Exhibit: B													
CATEGORY	RATE ELEMENTS	Interim	Zone	BCS	USOC	RATES(\$)	Svc Order Submitted Elec per LSR	Svc Order Submitted Manually per LSR	Incremental Charge - Manual Svc Order vs. Electronic-1st	Incremental Charge - Manual Svc Order vs. Electronic-Add'l	Incremental Charge - Manual Svc Order vs. Electronic-Disc 1st	Incremental Charge - Manual Svc Order vs. Electronic-Disc Add'l	OSS Rates(\$)												
													Rec	Nonrecurring		Nonrecurring Disconnect		SOMEc	SOMAN	SOMAN	SOMAN	SOMAN	SOMAN		
													First	Add'l	First	Add'l									
	Interoffice Transport - Dedicated - DS3 combination - Facility Termination per month			UNC3X	U1TF3	720.38							794.94	579.55									38.07	38.07	
	Nonrecurring Currently Combined Network Elements Switch -As-Is Charge			UNC3X	UNCCC								21.75	21.75	32.28	10.96							38.07	38.07	
	STS1 DIGITAL EXTENDED LOOP WITH DEDICATED STS1 INTEROFFICE TRANSPORT (EEL)																								
	High Capacity Unbundled Local Loop - STS1 combination - Per Mile per month			UNC3X	1L5ND	11.12																			
	High Capacity Unbundled Local Loop - STS1 combination - Facility Termination per month			UNC3X	UDLS1	417.70							1,071.00	646.12										38.07	38.07
	Interoffice Transport - Dedicated - STS1 combination - Per Mile per month			UNC3X	1L5XX	6.14																			
	Interoffice Transport - Dedicated - STS1 combination - Facility Termination per month			UNC3X	U1TFS	790.37							794.94	679.55										38.07	38.07
	Nonrecurring Currently Combined Network Elements Switch -As-Is Charge			UNC3X	UNCCC								21.75	21.75	32.28	10.96								38.07	38.07
	2-WIRE ISDN EXTENDED LOOP WITH DS1 INTEROFFICE TRANSPORT (EEL)																								
	First 2-Wire ISDN Loop in a DS1 Interoffice Combination Transport - Zone 1		1	UNC1X	U1L2X	19.42							325.91	251.31											
	First 2-Wire ISDN Loop in a DS1 Interoffice Combination Transport - Zone 2		2	UNC1X	U1L2X	32.88							325.91	251.31											
	First 2-Wire ISDN Loop in a DS1 Interoffice Combination Transport - Zone 3		3	UNC1X	U1L2X	51.14							325.91	251.31											
	Interoffice Transport - Dedicated - DS1 combination - Per Mile			UNC1X	1L5XX	0.5753																			
	Interoffice Transport - Dedicated - DS1 combination - Facility Termination per month			UNC1X	U1TF1	71.29							217.17	163.75										38.07	38.07
	Channelization - Channel System DS1 to DS0 combination - per month			UNC1X	MQ1	146.69							197.78	140.06										38.07	38.07
	2-wire ISDN COCI (BRITE) - DS1 to DS0 Channel System combination - per month			UNC1X	UC1CA	3.59							15.76	11.28										38.07	38.07
	Additional 2-wire ISDN Loop in same DS1 Interoffice Transport Combination - Zone 1		1	UNC1X	U1L2X	19.42							325.91	251.31											
	Additional 2-wire ISDN Loop in same DS1 Interoffice Transport Combination - Zone 2		2	UNC1X	U1L2X	32.88							325.91	251.31											
	Additional 2-wire ISDN Loop in same DS1 Interoffice Transport Combination - Zone 3		3	UNC1X	U1L2X	51.14							325.91	251.31											
	2-wire ISDN COCI (BRITE) - DS1 to DS0 Channel System combination - per month			UNC1X	UC1CA	3.59							15.76	11.28										38.07	38.07
	Nonrecurring Currently Combined Network Elements Switch -As-Is Charge			UNC1X	UNCCC								21.75	21.75	32.28	10.96								38.07	38.07
	4-WIRE DS1 DIGITAL EXTENDED LOOP WITH DEDICATED STS-1 INTEROFFICE TRANSPORT (EEL)																								
	First DS1 Loop in STS1 Interoffice Transport Combination - Zone 1		1	UNC1X	USLXX	47.60							714.84	421.47											
	First DS1 Loop in STS1 Interoffice Transport Combination - Zone 2		2	UNC1X	USLXX	84.36							714.84	421.47											
	First DS1 Loop in STS1 Interoffice Transport Combination - Zone 3		3	UNC1X	USLXX	134.29							714.84	421.47											
	Interoffice Transport - Dedicated - STS1 combination - Per Mile Per Month			UNC3X	1L5XX	6.14																			
	Interoffice Transport - Dedicated - STS1 combination - Facility Termination			UNC3X	U1TFS	790.37							794.94	679.55										38.07	38.07
	STS1 to DS1 Channel System combination per month			UNC3X	MQ3	233.10							403.90	234.40										38.07	38.07
	DS3 Interface Unit (DS1 COCI) combination per month			UNC1X	UC1D1	16.07							13.09	9.38										38.07	38.07
	Additional DS1 Loop in STS1 Interoffice Transport Combination - Zone 1		1	UNC1X	USLXX	47.60							714.84	421.47											
	Additional DS1 Loop in STS1 Interoffice Transport Combination - Zone 2		2	UNC1X	USLXX	84.36							714.84	421.47											
	Additional DS1 Loop in STS1 Interoffice Transport Combination - Zone 3		3	UNC1X	USLXX	134.29							714.84	421.47											
	DS3 Interface Unit (DS1 COCI) combination per month			UNC1X	UC1D1	16.07							13.09	9.38										38.07	38.07

UNBUNDLED NETWORK ELEMENTS - North Carolina										Attachment: 2		Exhibit: B									
CATEGORY	RATE ELEMENTS	Interim	Zone	BCS	USOC	RATES(\$)	Svc Order Submitted Elec per LSR	Svc Order Submitted Manually per LSR	Incremental Charge - Manual Svc Order vs. Electronic-1st	Incremental Charge - Manual Svc Order vs. Electronic-Add'l	Incremental Charge - Manual Svc Order vs. Electronic-Disc 1st	Incremental Charge - Manual Svc Order vs. Electronic-Disc Add'l	OSS Rates(\$)								
													Rec	Nonrecurring		Nonrecurring Disconnect		SOMEc	SOMAN	SOMAN	SOMAN
													First	Add'l	First	Add'l	SOMEc	SOMAN	SOMAN	SOMAN	
	Channelization - DS1 to DS0 Channel System			UXTD1	MQ1	146.69							197.78	140.06						24.85	8.16
	OCU-DP COCI (data) - DS1 to DS0 Channel System - per month (2.4-64kbs)			UDL	1D1DD	2.00							13.09	9.38						24.85	8.16
	2-wire ISDN COCI (BRITE) - DS1 to DS0 Channel System - per month			UDN	UC1CA	3.59							13.09	9.38						24.85	8.16
	Voice Grade COCI - DS1 to DS0 Channel System - per month			UEA	1D1VG	1.27							13.09	9.38						24.85	8.16
	DS3 to DS1 Channel System per month			UXTD3	MQ3	233.10							403.97	234.40						24.78	7.42
	STS1 to DS1 Channel System per month			UXTS1	MQ3	233.10							403.97	234.40						38.07	38.07
	DS3 Interface Unit (DS1 COCI) used with Loop per month			USL	UC1D1	16.07							13.09	9.38						24.85	8.16
	DS3 Interface Unit (DS1 COCI) used with Local Channel per month			ULDD1	UC1D1	16.07							13.09	9.38						24.85	8.16
	DS3 Interface Unit (DS1 COCI) used with Interoffice Channel per month			U1TD1	UC1D1	16.07							13.09	9.38						24.85	8.16
																				24.85	8.16
UNBUNDLED LOCAL EXCHANGE SWITCHING(PORTS)																					
Exchange Ports																					
NOTE: Although the Port Rate includes all available features in GA, KY, LA & TN, the desired features will need to be ordered using retail USOCs																					
2-WIRE VOICE GRADE LINE PORT RATES (RES)																					
	Exchange Ports - 2-Wire Analog Line Port- Res.			UEPSR	UEPRL	2.19							21.60	21.60						26.94	12.76
	Exchange Ports - 2-Wire Analog Line Port with Caller ID - Res.			UEPSR	UEPRC	2.19							21.60	21.60						26.94	12.76
	Exchange Ports - 2-Wire Analog Line Port outgoing only - Res.			UEPSR	UEPRO	2.19							21.60	21.60						26.94	12.76
	Exchange Ports - 2-Wire VG unbundled res, low usage line port with Caller ID (LUM)			UEPSR	UEPAP	2.19							21.60	21.60						26.94	12.76
	Subsequent Activity			UEPSR	USASC	0.00							0.00	0.00						26.94	12.76
FEATURES																					
	All Available Vertical Features			UEPSR	UEPVF	3.40							0.00	0.00						26.94	12.76
2-WIRE VOICE GRADE LINE PORT RATES (BUS)																					
	Exchange Ports - 2-Wire Analog Line Port without Caller ID - Bus			UEPSB	UEPBL	2.19							21.60	21.60						26.94	12.76
	Exchange Ports - 2-Wire VG unbundled Line Port with unbundled port with Caller+E484 ID - Bus.			UEPSB	UEPBC	2.19							21.60	21.60						26.94	12.76
	Exchange Ports - 2-Wire Analog Line Port outgoing only - Bus.			UEPSB	UEPBO	2.19							21.60	21.60						26.94	12.76
	Exchange Ports - 2-Wire VG unbundled incoming only port with Caller ID - Bus			UEPSB	UEPB1	2.19							21.60	21.60						26.94	12.76
	Subsequent Activity			UEPSB	USASC	0.00							0.00	0.00							
FEATURES																					
	All Available Vertical Features			UEPSB	UEPVF	3.40							0.00	0.00						26.94	12.76
EXCHANGE PORT RATES (DID & PBX)																					
	2-Wire VG Unbundled 2-Way PBX Trunk - Res			UEPSE	UEPRD	2.18							21.60	21.60						26.94	12.76
	2-Wire VG Line Side Unbundled 2-Way PBX Trunk - Bus			UEPSP	UEPPC	2.18							21.60	21.60						26.94	12.76
	2-Wire VG Line Side Unbundled Outward PBX Trunk - Bus			UEPSP	UEPPO	2.18							21.60	21.60						26.94	12.76
	2-Wire VG Line Side Unbundled Incoming PBX Trunk - Bus			UEPSP	UEPP1	2.18							21.60	21.60						26.94	12.76
	2-Wire Analog Long Distance Terminal PBX Trunk - Bus			UEPSP	UEPLD	2.18							21.60	21.60						26.94	12.76
	2-Wire Voice Unbundled PBX LD Terminal Ports			UEPSP	UEPLD	2.18							21.60	21.60						26.94	12.76
	2-Wire Vice Unbundled 2-Way PBX Usage Port			UEPSP	UEPXA	2.18							21.60	21.60						26.94	12.76
	2-Wire Voice Unbundled PBX Toll Terminal Hotel Ports			UEPSP	UEPXB	2.18							21.60	21.60						26.94	12.76
	2-Wire Voice Unbundled PBX LD DDD Terminals Port			UEPSP	UEPXC	2.18							21.60	21.60						26.94	12.76
	2-Wire Voice Unbundled PBX LD Terminal Switchboard Port			UEPSP	UEPXD	2.18							21.60	21.60						26.94	12.76
	2-Wire Voice Unbundled PBX LD Terminal Switchboard IDD Capable Port			UEPSP	UEPXE	2.18							21.60	21.60						26.94	12.76
	2-Wire Voice Unbundled 2-Way PBX Hotel/Hospital Economy Administrative Calling Port			UEPSP	UEPXL	2.18							21.60	21.60						26.94	12.76
	2-Wire Voice Unbundled 2-Way PBX Hotel/Hospital Economy Room Calling Port			UEPSP	UEPXM	2.18							21.60	21.60						26.94	12.76
	2-Wire Voice Unbundled 1-Way Outgoing PBX Hotel/Hospital Discount Room Calling Port			UEPSP	UEPXO	2.18							21.60	21.60						26.94	12.76

UNBUNDLED NETWORK ELEMENTS - North Carolina										Attachment: 2		Exhibit: B	
CATEGORY	RATE ELEMENTS	Interim	Zone	BCS	USOC	RATES(\$)	Svc Order Submitted Elec per LSR	Svc Order Submitted Manually per LSR	Incremental Charge - Manual Svc Order vs. Electronic-1st	Incremental Charge - Manual Svc Order vs. Electronic-Add'l	Incremental Charge - Manual Svc Order vs. Electronic-Disc 1st	Incremental Charge - Manual Svc Order vs. Electronic-Disc Add'l	
													Rec
	2-Wire Voice Unbundled 1-Way Outgoing PBX Measured Port			UEPSP	UEPXS	2.18							
	Subsequent Activity			UEPSP	USASC	0.00							
	FEATURES												
	All Available Vertical Features			UEPSP UEPSE	UEPVF	3.40							
	EXCHANGE PORT RATES (COIN)												
	Exchange Ports - Coin Port					2.59							
	NOTE: Transmission/usage charges associated with POTS circuit switched usage will also apply to circuit switched voice and/or circuit switched data transmission by B-Channels associated with 2-wire ISDN ports.												
	NOTE: Access to B Channel or D Channel Packet capabilities will be available only through BFR/New Business Request Process. Rates for the packet capabilities will be determined via the Bona Fide Request/New Business Request Process.												
	UNBUNDLED LOCAL EXCHANGE SWITCHING(PORTS)												
	EXCHANGE PORT RATES												
	Exchange Ports - 2-Wire DID Port			UEPEX	UEPP2	12.36							
	Exchange Ports - DDITS Port - 4-Wire DS1 Port with DID capability			UEPDD	UEPDD	123.65							
	Exchange Ports - 2-Wire ISDN Port (See Notes below.)			UEPTX UEPSX	U1PMA	24.50							
	All Features Offered			UEPTX UEPSX	UEPVF	3.40							
	NOTE: Transmission/usage charges associated with POTS circuit switched usage will also apply to circuit switched voice and/or circuit switched data transmission by B-Channels associated with 2-wire ISDN ports.												
	NOTE: Access to B Channel or D Channel Packet capabilities will be available only through BFR/New Business Request Process. Rates for the packet capabilities will be determined via the Bona Fide Request/New Business Request Process.												
	Exchange Ports - 2-Wire ISDN Port -- Channel Profiles			UEPTX UEPSX	U1UMA	0.00							
	Exchange Ports - 4-Wire ISDN DS1 Port			UEPEX	UEPEX	179.75							
	UNBUNDLED PORT with REMOTE CALL FORWARDING CAPABILITY												
	UNBUNDLED REMOTE CALL FORWARDING SERVICE - RESIDENCE												
	Unbundled Remote Call Forwarding Service, Area Calling, Res			UEPVR	UERAC	2.19							
	Unbundled Remote Call Forwarding Service, Local Calling - Res			UEPVR	UERLC	2.19							
	Unbundled Remote Call Forwarding Service, InterLATA - Res			UEPVR	UERTE	2.19							
	Unbundled Remote Call Forwarding Service, IntraLATA - Res			UEPVR	UERTR	2.19							
	Non-Recurring												
	Unbundled Remote Call Forwarding Service - Conversion - Switch-as-is			UEPVR	USAC2								
	Unbundled Remote Call Forwarding Service - Conversion with allowed change (PIC and LPIC)			UEPVR	USACC								
	UNBUNDLED REMOTE CALL FORWARDING - Bus												
	Unbundled Remote Call Forwarding Service, Area Calling - Bus			UEPVB	UERAC	2.19							
	Unbundled Remote Call Forwarding Service, Local Calling - Bus			UEPVB	UERLC	2.19							
	Unbundled Remote Call Forwarding Service, InterLATA - Bus			UEPVB	UERTE	2.19							
	Unbundled Remote Call Forwarding Service, IntraLATA - Bus			UEPVB	UERTR	2.19							
	Unbundled Remote Call Forwarding Service Expanded and Exception Local Calling			UEPVB	UERVJ	2.19							
	Non-Recurring												
	Unbundled Remote Call Forwarding Service - Conversion - Switch-as-is			UEPVB	USAC2								
	Unbundled Remote Call Forwarding Service - Conversion with allowed change (PIC and LPIC)			UEPVB	USACC								
	UNBUNDLED LOCAL SWITCHING, PORT USAGE												
	End Office Switching (Port Usage)												
	End Office Switching Function, Per MOU					0.0015							
	End Office Trunk Port - Shared, Per MOU					0.00023							
	Tandem Switching (Port Usage) (Local or Access Tandem)												
	Tandem Switching Function Per MOU					0.0006							
	Tandem Trunk Port - Shared, Per MOU					0.0003							
	Common Transport												
	Common Transport - Per Mile, Per MOU					0.00001							
	Common Transport - Facilities Termination Per MOU					0.00034							
	UNBUNDLED PORT/LOOP COMBINATIONS - COST BASED RATES												
	Cost Based Rates are applied where BellSouth is required by FCC and/or State Commission rule to provide Unbundled Local Switching or Switch Ports.												
	Features shall apply to the Unbundled Port/Loop Combination - Cost Based Rate section in the same manner as they are applied to the Stand-Alone Unbundled Port section of this Rate Exhibit.												
	End Office and Tandem Switching Usage and Common Transport Usage rates in the Port section of this rate exhibit shall apply to all combinations of loop/port network elements except for UNE Coin Port/Loop Combinations.												

UNBUNDLED NETWORK ELEMENTS - North Carolina										Attachment: 2		Exhibit: B								
CATEGORY	RATE ELEMENTS	Interim	Zone	BCS	USOC	RATES(\$)	Svc Order Submitted Elec per LSR	Svc Order Submitted Manually per LSR	Incremental Charge - Manual Svc Order vs. Electronic-1st	Incremental Charge - Manual Svc Order vs. Electronic-Add'l	Incremental Charge - Manual Svc Order vs. Electronic-Disc 1st	Incremental Charge - Manual Svc Order vs. Electronic-Disc Add'l	OSS Rates(\$)							
													Rec	Nonrecurring First	Nonrecurring Add'l	Nonrecurring Disconnect First	Nonrecurring Disconnect Add'l	SOMEC	SOMAN	SOMAN
<p>For Georgia, Kentucky, Louisiana, Mississippi, South Carolina and Tennessee, the recurring UNE Port and Loop charges listed apply to Currently Combined and Not Currently Combined Combos. The first and additional Port nonrecurring charges apply to Currently Combined Combos for all states. In GA, KY, LA, MS, SC and TN these nonrecurring charges are commission ordered cost based rates and in AL, FL and NC these nonrecurring charges are Market Rates and are also listed in the Market Rate section. For Currently Combined Combos in all other states, the nonrecurring charges shall be those identified in the Nonrecurring - Currently Combined sections.</p>																				
2-WIRE VOICE GRADE LOOP WITH 2-WIRE LINE PORT (RES)																				
UNE Port/Loop Combination Rates																				
	2-Wire VG Loop/Port Combo - Zone 1		1			13.03														
	2-Wire VG Loop/Port Combo - Zone 2		2			21.33														
	2-Wire VG Loop/Port Combo - Zone 3		3			32.61														
UNE Loop Rates																				
	2-Wire Voice Grade Loop (SL1) - Zone 1		1	UEPRX	UEPLX	10.75														
	2-Wire Voice Grade Loop (SL1) - Zone 2		2	UEPRX	UEPLX	19.05														
	2-Wire Voice Grade Loop (SL1) - Zone 3		3	UEPRX	UEPLX	30.33														
2-Wire Voice Grade Line Port Rates (Res)																				
	2-Wire voice unbundled port - residence			UEPRX	UEPRL	2.28	90.00	90.00			40.18	9.45								
	2-Wire voice unbundled port with Caller ID - res			UEPRX	UEPRC	2.28	90.00	90.00			40.18	9.45								
	2-Wire voice unbundled port outgoing only - res			UEPRX	UEPRO	2.28	90.00	90.00			40.18	9.45								
	2-Wire voice unbundles res, low usage line port with Caller ID (LUM)			UEPRX	UEPAP	2.28	90.00	90.00			40.18	9.45								
FEATURES																				
	All Features Offered			UEPRX	UEPVF	3.40	0.00	0.00			40.18	9.45								
LOCAL NUMBER PORTABILITY																				
	Local Number Portability (1 per port)			UEPRX	LNPCX	0.35														
NONRECURRING CHARGES (NRCs) - CURRENTLY COMBINED																				
	2-Wire Voice Grade Loop / Line Port Combination - Conversion - Switch-as-is			UEPRX	USAC2		2.77	0.40			40.18	9.45								
	2-Wire Voice Grade Loop / Line Port Combination - Conversion - Switch with change			UEPRX	USACC		2.77	0.40			40.18	9.45								
	2-Wire Voice Grade Loop / Line Port Combination - Conversion - Subsequent Database Update						1.42				10.27									
ADDITIONAL NRCs																				
	2-Wire Voice Grade Loop/Line Port Combination - Subsequent Activity			UEPRX	USAS2	0.00	0.00	0.00			40.18	9.45								
2-WIRE VOICE GRADE LOOP WITH 2-WIRE LINE PORT (BUS)																				
UNE Port/Loop Combination Rates																				
	2-Wire VG Loop/Port Combo - Zone 1		1			13.03														
	2-Wire VG Loop/Port Combo - Zone 2		2			21.33														
	2-Wire VG Loop/Port Combo - Zone 3		3			32.61														
UNE Loop Rates																				
	2-Wire Voice Grade Loop (SL1) - Zone 1		1	UEPBX	UEPLX	10.75														
	2-Wire Voice Grade Loop (SL1) - Zone 2		2	UEPBX	UEPLX	19.05														
	2-Wire Voice Grade Loop (SL1) - Zone 3		3	UEPBX	UEPLX	30.33														
2-Wire Voice Grade Line Port (Bus)																				
	2-Wire voice unbundled port without Caller ID - bus			UEPBX	UEPBL	2.28	90.00	90.00			40.18	9.45								
	2-Wire voice unbundled port with Caller + E484 ID - bus			UEPBX	UEPBC	2.28	90.00	90.00			40.18	9.45								
	2-Wire voice unbundled port outgoing only - bus			UEPBX	UEPBO	2.28	90.00	90.00			40.18	9.45								
	2-Wire voice unbundled incoming only port with Caller ID - Bus			UEPBX	UEPB1	2.28	90.00	90.00			40.18	9.45								
LOCAL NUMBER PORTABILITY																				
	Local Number Portability (1 per port)			UEPBX	LNPCX	0.35														
FEATURES																				
	All Features Offered			UEPBX	UEPVF	3.40	0.00	0.00			40.18	9.45								
NONRECURRING CHARGES (NRCs) - CURRENTLY COMBINED																				
	2-Wire Voice Grade Loop / Line Port Combination - Conversion - Switch-as-is			UEPBX	USAC2		2.77	0.40			40.18	9.45								
	2-Wire Voice Grade Loop / Line Port Combination - Conversion - Switch with change			UEPBX	USACC		2.77	0.40			40.18	9.45								
	2-Wire Voice Grade Loop / Line Port Combination - Conversion - Subsequent Database Update						1.42				10.27									
ADDITIONAL NRCs																				

UNBUNDLED NETWORK ELEMENTS - North Carolina										Attachment: 2		Exhibit: B													
CATEGORY	RATE ELEMENTS	Interim	Zone	BCS	USOC	RATES(\$)	Svc Order Submitted Elec per LSR	Svc Order Submitted Manually per LSR	Incremental Charge - Manual Svc Order vs. Electronic-1st	Incremental Charge - Manual Svc Order vs. Electronic-Add'l	Incremental Charge - Manual Svc Order vs. Electronic-Disc 1st	Incremental Charge - Manual Svc Order vs. Electronic-Disc Add'l	OSS Rates(\$)												
													Rec	Nonrecurring		Nonrecurring Disconnect		SOMEc	SOMAN	SOMAN	SOMAN	SOMAN	SOMAN		
													First	Add'l	First	Add'l									
UNE Port/Loop Combination Rates																									
	4W DS1 Digital Loop/4W ISDN DS1 Digital Trunk Port - UNE Zone 1		1	UEPPP		226.55																			
	4W DS1 Digital Loop/4W ISDN DS1 Digital Trunk Port - UNE Zone 2		2	UEPPP		263.28																			
	4W DS1 Digital Loop/4W ISDN DS1 Digital Trunk Port - UNE Zone 3		3	UEPPP		313.15																			
UNE Loop Rates																									
	4-Wire DS1 Digital Loop - UNE Zone 1		1	UEPPP	USL4P	47.54																			
	4-Wire DS1 Digital Loop - UNE Zone 2		2	UEPPP	USL4P	84.27																			
	4-Wire DS1 Digital Loop - UNE Zone 3		3	UEPPP	USL4P	134.14																			
UNE Port Rate																									
	Exchange Ports - 4-Wire ISDN DS1 Port			UEPPP	UEPPP	179.01							1,150.00	1,150.00							19.99	19.99			
NONRECURRING CHARGES - CURRENTLY COMBINED																									
	4-Wire DS1 Digital Loop / 4-Wire ISDN DS1 Digital Trunk Port Combination - Conversion -Switch-as-is			UEPPP	USACP	0.00							481.51	481.51											
ADDITIONAL NRCs																									
	4-Wire DS1 Loop / 4-Wire ISDN DS1 Digital Trunk Port - Subsequent Inward/2-Way Tel Nos - (NC Only)			UEPPP	PR7TG								1.17	1.17											
	4-Wire DS1 Loop/4-Wire ISDN Digital Trunk Port - Subsequent Activity Outward tel nos. (NC only)			UEPPP	PR7TP								28.17	28.17											
	4-Wire DS1 Loop / 4-Wire ISDN DS1 Digital Trk Port - Subsequent Inward Tel Nos Above Std Allowance			UEPPP	PR7ZT								56.33	56.33											
LOCAL NUMBER PORTABILITY																									
	Local Number Portability (1 per port)			UEPPP	LNPCN	1.75																			
INTERFACE (Provsioning Only)																									
	Voice/Data			UEPPP	PR71V	0.00							0.00	0.00											
	Digital Data			UEPPP	PR71D	0.00							0.00	0.00											
	Inward Data			UEPPP	PR71E	0.00							0.00	0.00											
New or Additional "B" Channel																									
	New or Additional - Voice/Data B Channel			UEPPP	PR7BV	0.00							36.92	36.92							19.99	19.99			
	New or Additional - Digital Data B Channel			UEPPP	PR7BF	0.00							36.92	36.92							19.99	19.99			
	New or Additional Inward Data B Channel			UEPPP	PR7BD	0.00							36.92	36.92							19.99	19.99			
CALL TYPES																									
	Inward			UEPPP	PR7C1	0.00							0.00	0.00											
	Outward			UEPPP	PR7C0	0.00							0.00	0.00											
	Two-way			UEPPP	PR7CC	0.00							0.00	0.00											
Interoffice Channel Mileage																									
	Fixed Each Including First Mile			UEPPP	1LN1A	71.8653							217.17	163.75	0.00						19.99	19.99			
	Each Airline-Fractional Additional Mile			UEPPP	1LN1B	0.5753																			
4-WIRE DS1 DIGITAL LOOP WITH 4-WIRE DDITS TRUNK PORT																									
UNE Port/Loop Combination Rates																									
	4W DS1 Digital Loop/4W DDITS Trunk Port - UNE Zone 1		1	UEPDC		171.06																			
	4W DS1 Digital Loop/4W DDITS Trunk Port - UNE Zone 2		2	UEPDC		207.79																			
	4W DS1 Digital Loop/4W DDITS Trunk Port - UNE Zone 3		3	UEPDC		257.66																			
	4W DS1 Digital Loop/4W DDITS Trunk Port - UNE Zone 4		4	UEPDC																					
UNE Loop Rates																									
	4-Wire DS1 Digital Loop - UNE Zone 1		1	UEPDC	USLDC	47.54																			
	4-Wire DS1 Digital Loop - UNE Zone 2		2	UEPDC	USLDC	84.27																			
	4-Wire DS1 Digital Loop - UNE Zone 3		3	UEPDC	USLDC	134.14																			
UNE Port Rate																									
	4-Wire DDITS Digital Trunk Port			UEPDC	UDD1T	123.52							1,050.00	480.00							19.99	19.99			
NONRECURRING CHARGES - CURRENTLY COMBINED																									
	4-Wire DS1 Digital Loop / 4-Wire DDITS Trunk Port Combination - Switch-as-is			UEPDC	USAC4								490.38	490.38											
	4-Wire DS1 Digital Loop / 4-Wire DDITS Trunk Port Combination - Conversion with DS1 Changes			UEPDC	USAWA								490.38	490.38											
	4-Wire DS1 Digital Loop / 4-Wire DDITS Trunk Port Combination - Conversion with Change - Trunk			UEPDC	USAWB								490.38	490.38											

UNBUNDLED NETWORK ELEMENTS - North Carolina										Attachment: 2		Exhibit: B												
CATEGORY	RATE ELEMENTS	Interim	Zone	BCS	USOC	RATES(\$)	Svc Order Submitted Elec per LSR	Svc Order Submitted Manually per LSR	Incremental Charge - Manual Svc Order vs. Electronic-1st	Incremental Charge - Manual Svc Order vs. Electronic-Add'l	Incremental Charge - Manual Svc Order vs. Electronic-Disc 1st	Incremental Charge - Manual Svc Order vs. Electronic-Disc Add'l												
													Rec	Nonrecurring		Nonrecurring Disconnect		OSS Rates(\$)						
							First	Add'l	First	Add'l	SOMEc	SOMAN	SOMAN	SOMAN	SOMAN	SOMAN								
ADDITIONAL NRCs																								
	4-Wire DS1 Loop / 4-Wire DDITS Trunk Port - Subsequent Service Activity Per Service Order			UEPDC	USAS4		127.63	127.63																
	4-Wire DS1 Loop / 4-Wire DDITS Trunk Port - NRC - Subsequent Channel Activation/Chan - 2-Way Trunk			UEPDC	UDTTA		28.81	28.81																
	4-Wire DS1 Loop / 4-Wire DDITS Trunk Port - Subsequent Channel Activation/Chan - 1-Way Outward Trunk			UEPDC	UDTTB		28.81	28.81																
	4-Wire DS1 Loop / 4-Wire DDITS Trunk Port - Subsqnt Channel Activation/Chan Inward Trunk w/out DID			UEPDC	UDTTC		28.81	28.81					19.99	19.99										
	4-Wire DS1 Loop / 4-Wire DDITS Trunk Port - Subsqnt Chan Activation Per Chan - Inward Trunk with DID			UEPDC	UDTTD		28.81	28.81					19.99	19.99										
	4-Wire DS1 Loop / 4-Wire DDITS Trunk Port - Subsqnt Chan Activation / Chan - 2-Way DID w User Trans			UEPDC	UDTTE		28.81	28.81																
BIPOLAR 8 ZERO SUBSTITUTION																								
	B8ZS - Superframe Format			UEPDC	CCOSF		0.00	615.00																
	B8ZS - Extended Superframe Format			UEPDC	CCOEF		0.00	615.00																
Alternate Mark Inversion																								
	AMI - Superframe Format			UEPDC	MCOSF		0.00	0.00																
	AMI - Extended SuperFrame Format			UEPDC	MCOPO		0.00	0.00																
Telephone Number/Trunk Group Establishment Charges																								
	Telephone Number for 2-Way Trunk Group			UEPDC	UDTGX	0.00							19.99	19.99										
	Telephone Number for 1-Way Outward Trunk Group			UEPDC	UDTGY	0.00							19.99	19.99										
	Telephone Number for 1-Way Inward Trunk Group Without DID			UEPDC	UDTGZ	0.00							19.99	19.99										
	DID Numbers, Establish Trunk Group and Provide First Group of 20 DID Numbers			UEPDC	NDZ	0.00	0.00	0.00																
	DID Numbers for each Group of 20 DID Numbers			UEPDC	ND4	0.00																		
	DID Numbers, Non- consecutive DID Numbers , Per Number			UEPDC	ND5	0.00																		
	Reserve Non-Consecutive DID Nos.			UEPDC	ND6	0.00	0.00	0.00																
	Reserve DID Numbers			UEPDC	NDV	0.00	0.00	0.00																
Dedicated DS1 (Interoffice Channel Mileage) - FX/FCO for 4-Wire DS1 Digital Loop with 4-Wire DDITS Trunk Port																								
	Interoffice Channel Mileage - Fixed rate 0-8 miles (Facilities Termination)			UEPDC	1LNO1	71.29	217.17	163.75	0.00	0.00			19.99	19.99										
	Interoffice Channel Mileage - Additional rate per mile - 0-8 miles			UEPDC	1LNOA	0.5753	0.00	0.00																
	Interoffice Channel Mileage - Fixed rate 9-25 miles (Facilities Termination)			UEPDC	1LNO2	0.00	0.00	0.00																
	Interoffice Channel Mileage - Additional rate per mile - 9-25 miles			UEPDC	1LNOB	0.5753	0.00	0.00																
	Interoffice Channel Mileage - Fixed rate 25+ miles (Facilities Termination)			UEPDC	1LNO3	0.00	0.00	0.00	0.00															
	Interoffice Channel Mileage - Additional rate per mile - 25+ miles			UEPDC	1LNOC	0.5753	0.00	0.00																
	Local Number Portability, per DS0 Activated			UEPDC	LNPCP	3.15	0.00	0.00	0.00															
	Central Office Terminating Point			UEPDC	CTG	0.00																		
4-WIRE DS1 LOOP WITH CHANNELIZATION WITH PORT																								
System is 1 DS1 Loop, 1 D4 Channel Bank, and up to 24 Feature Activations																								
Each System can have up to 24 combinations of rates depending on type and number of ports used																								
UNE DS1 Loop																								
	4-Wire DS1 Loop - UNE Zone 1		1	UEPMG	USLDC	47.54	0.00	0.00																
	4-Wire DS1 Loop - UNE Zone 2		2	UEPMG	USLDC	84.27	0.00	0.00																
	4-Wire DS1 Loop - UNE Zone 3		3	UEPMG	USLDC	134.14	0.00	0.00																
UNE DSO Channelization Capacities (D4 Channel Bank Configurations)																								
	24 DSO Channel Capacity - 1 per DS1			UEPMG	VUM24	123.06	0.00	0.00					19.99	19.99										
	48 DSO Channel Capacity - 1 per 2 DS1s			UEPMG	VUM48	246.12	0.00	0.00					19.99	19.99										
	96 DSO Channel Capacity -1per 4 DS1s			UEPMG	VUM96	492.24	0.00	0.00					19.99	19.99										
	144 DSO Channel Capacity - 1 per 6 DS1s			UEPMG	VUM144	738.36	0.00	0.00					19.99	19.99										
	192 DSO Channel Capacity -1 per 8 DS1s			UEPMG	VUM192	984.48	0.00	0.00					19.99	19.99										
	240 DSO Channel Capacity - 1 per 10 DS1s			UEPMG	VUM240	1,230.60	0.00	0.00					19.99	19.99										
	288 DSO Channel Capacity - 1 per 12 DS1s			UEPMG	VUM288	1,476.72	0.00	0.00					19.99	19.99										

UNBUNDLED NETWORK ELEMENTS - North Carolina										Attachment: 2		Exhibit: B			
CATEGORY	RATE ELEMENTS	Interim	Zone	BCS	USOC	RATES(\$)				Svc Order Submitted Elec per LSR	Svc Order Submitted Manually per LSR	Incremental Charge - Manual Svc Order vs. Electronic-1st	Incremental Charge - Manual Svc Order vs. Electronic-Add'l	Incremental Charge - Manual Svc Order vs. Electronic-Disc 1st	Incremental Charge - Manual Svc Order vs. Electronic-Disc Add'l
						Rec	Nonrecurring		Nonrecurring Disconnect						
						First	Add'l	First	Add'l	SOMEc	SOMAN	SOMAN	SOMAN	SOMAN	SOMAN
	384 DS0 Channel Capacity - 1 per 16 DS1s			UEPMG	VUM38	1,968.96	0.00	0.00					19.99	19.99	
	480 DS0 Channel Capacity - 1 per 20 DS1s			UEPMG	VUM40	2,461.20	0.00	0.00					19.99	19.99	
	576 DS0 Channel Capacity - 1 per 24 DS1s			UEPMG	VUM57	2,953.44	0.00	0.00					19.99	19.99	
	672 DS0 Channel Capacity - 1 per 28 DS1s			UEPMG	VUM67	3,445.68	0.00	0.00					19.99	19.99	
Non-Recurring Charges (NRC) Associated with 4-Wire DS1 Loop with Channelization with Port - Conversion Charge Based on a System															
A Minimum System configuration is One (1) DS1, One (1) D4 Channel Bank, and Up To 24 DSO Ports with Feature Activations.															
Multiples of this configuration functioning as one are considered Add'l after the minimum system configuration is counted.															
	NRC - Conversion (Currently Combined) with or without BellSouth Allowed Changes			UEPMG	USAC4	0.00	330.61	16.64					19.99	19.99	
System Additions at End User Locations Where 4-Wire DS1 Loop with Channelization with Port Combination Currently Exists and New (Not Currently Combined) in GA, KY, LA, MS & TN Only															
	1 DS1/D4 Channel Bank - Add NRC for each Port and Assoc Fea Activation - New GA, LA, KY, MS, & TN Only			UEPMG	VUMD4	0.00	743.74	326.22	149.02	17.68			19.99	19.99	
Bipolar 8 Zero Substitution															
	Clear Channel Capability Format, superframe - Subsequent Activity Only			UEPMG	CCOSF	0.00	0.00	615.00							
	Clear Channel Capability Format - Extended Superframe - Subsequent Activity Only			UEPMG	CCOEF	0.00	0.00	615.00							
Alternate Mark Inversion (AMI)															
	Superframe Format			UEPMG	MCOSE	0.00	0.00	0.00							
	Extended Superframe Format			UEPMG	MCOPO	0.00	0.00	0.00							
Exchange Ports Associated with 4-Wire DS1 Loop with Channelization with Port Exchange Ports															
	Line Side Combination Channelized PBX Trunk Port - Business			UEPPX	UEPCX	2.28	0.00	0.00	0.00	0.00			40.18	9.45	
	Line Side Outward Channelized PBX Trunk Port - Business			UEPPX	UEPOX	2.28	0.00	0.00	0.00	0.00			40.18	9.45	
	Line Side Inward Only Channelized PBX Trunk Port without DID			UEPPX	UEP1X	2.28	0.00	0.00	0.00	0.00			40.18	9.45	
	2-Wire Trunk Side Unbundled Channelized DID Trunk Port			UEPPX	UEPDM	13.26	0.00	0.00	0.00	0.00			40.18	9.45	
Feature Activations - Unbundled Loop Concentration															
	Feature (Service) Activation for each Line Side Port Terminated in D4 Bank			UEPPX	1PQWM	0.65	25.27	13.34	4.15	4.12			40.18	9.45	
	Feature (Service) Activation for each Trunk Side Port Terminated in D4 Bank			UEPPX	1PQWU	0.65	77.75	18.33	58.74	11.48			40.18	9.45	
Telephone Number/ Group Establishment Charges for DID Service															
	DID Trunk Termination (1 per Port)			UEPPX	NDT	0.00	0.00	0.00							
	Estab Trk Grp and Provide 1st 20 DID Nos. (FL,GA, NC,& SC)			UEPPX	NDZ	0.00	0.00	0.00							
	DID Numbers - groups of 20 - Valid all States			UEPPX	ND4	0.00	0.00	0.00							
	Non-Consecutive DID Numbers - per number			UEPPX	ND5	0.00	0.00	0.00							
	Reserve Non-Consecutive DID Numbers			UEPPX	ND6	0.00	0.00	0.00							
	Reserve DID Numbers			UEPPX	NDV	0.00	0.00	0.00							
Local Number Portability															
	Local Number Portability - 1 per port			UEPPX	LNPCP	3.15	0.00	0.00							
FEATURES - Vertical and Optional															
Local Switching Features Offered with Line Side Ports Only															
	All Features Available			UEPPX	UEPVF	3.40	0.00	0.00					40.18	9.45	
UNBUNDLED PORT LOOP COMBINATIONS - MARKET RATES															
Market Rates shall apply where BellSouth is not required to provide unbundled local switching or switch ports per FCC and/or State Commission rules.															
These scenarios include:															
1. Unbundled port/loop combinations that are Not Currently Combined in Alabama, Florida and North Carolina.															
2. Unbundled port/loop combinations that are Currently Combined or Not Currently Combined in Zone 1 of the Top 8 MSAs in BellSouth's region for end users with 4 or more DS0 equivalent lines.															
The Top 8 MSAs in BellSouth's region are: FL (Orlando, Ft. Lauderdale, Miami); GA (Atlanta); LA (New Orleans); NC (Greensboro-Winston Salem-Highpoint/Charlotte-Gastonia-Rock Hill); TN (Nashville).															
BellSouth currently is developing the billing capability to mechanically bill the recurring and non-recurring Market Rates in this section except for nonrecurring charges for not currently combined in AL, FL and NC. In the interim where BellSouth cannot bill Market Rates, BellSouth shall bill the rates in the Cost-Based section preceding in lieu of the Market Rates and reserves the right to true-up the billing difference.															
The Market Rate for unbundled ports includes all available features in all states.															
End Office and Tandem Switching Usage and Common Transport Usage rates in the Port section of this rate exhibit shall apply to all combinations of loop/port network elements except for UNE Coin Port/Loop Combinations which have a flat rate usage charge (USOC: URECU).															
For Not Currently Combined scenarios where Market Rates apply, the Nonrecurring charges are listed in the First and Additional NRC columns for each Port USOC. For Currently Combined scenarios, the Nonrecurring charges are listed in the NRC - Currently Combined section. Additional NRCs may apply also and are categorized accordingly.															

UNBUNDLED NETWORK ELEMENTS - North Carolina										Attachment: 2		Exhibit: B										
CATEGORY	RATE ELEMENTS	Interim	Zone	BCS	USOC	RATES(\$)	Svc Order Submitted Elec per LSR	Svc Order Submitted Manually per LSR	Incremental Charge - Manual Svc Order vs. Electronic-1st	Incremental Charge - Manual Svc Order vs. Electronic-Add'l	Incremental Charge - Manual Svc Order vs. Electronic-Disc 1st	Incremental Charge - Manual Svc Order vs. Electronic-Disc Add'l	OSS Rates(\$)									
													Rec	Nonrecurring		Nonrecurring Disconnect		SOME C	SOMAN	SOMAN	SOMAN	SOMAN
													First	Add'l	First	Add'l						
	2-Wire ISDN Digital Grade Loop - UNE Zone 2		2	UEPPB UEPPR USL2X		25.64																
	2-Wire ISDN Digital Grade Loop - UNE Zone 3		3	UEPPB UEPPR USL2X		40.81																
	UNE Port Rate																					
	Exchange Port - 2-Wire ISDN Line Side Port			UEPPB UEPPR UEPPB		65.00		450.00	375.00									19.99	19.99			
	NONRECURRING CHARGES - CURRENTLY COMBINED																					
	2-Wire ISDN Digital Grade Loop / 2-Wire ISDN Line Side Port Combination - Conversion - Top 8 MSAs only			UEPPB UEPPR USACB		0.00		200.00	200.00													
	ADDITIONAL NRCs																					
	LOCAL NUMBER PORTABILITY																					
	Local Number Portability (1 per port)			UEPPB UEPPR LNPCX		0.35		0.00	0.00													
	B-CHANNEL USER PROFILE ACCESS:																					
	CVS/CSD (DMS/5ESS)			UEPPB UEPPR U1UCA		0.00		0.00	0.00													
	CVS (EWSD)			UEPPB UEPPR U1UCB		0.00		0.00	0.00													
	CSD			UEPPB UEPPR U1UCC		0.00		0.00	0.00													
	B-CHANNEL AREA PLUS USER PROFILE ACCESS: (AL,KY,LA,MS SC,MS, & TN)																					
	USER TERMINAL PROFILE																					
	User Terminal Profile (EWSD only)			UEPPB UEPPR U1UMA		0.00		0.00	0.00													
	VERTICAL FEATURES																					
	All Vertical Features - One per Channel B User Profile			UEPPB UEPPR UEPVF		3.40		0.00	0.00									19.99	19.99			
	INTEROFFICE CHANNEL MILEAGE																					
	Interoffice Channel mileage each, including first mile and facilities termination			UEPPB UEPPR M1GNC		18.0282		137.48	52.58									19.99	19.99			
	Interoffice Channel mileage each, additional mile			UEPPB UEPPR M1GNM		0.0282		0.00	0.00													
	4-WIRE DS1 DIGITAL LOOP WITH 4-WIRE ISDN DS1 DIGITAL TRUNK PORT																					
	UNE Port/Loop Combination Rates																					
	4W DS1 Digital Loop/4W ISDN DS1 Digital Trunk Port - UNE Zone 1		1	UEPPP		947.54																
	4W DS1 Digital Loop/4W ISDN DS1 Digital Trunk Port - UNE Zone 2		2	UEPPP		984.27																
	4W DS1 Digital Loop/4W ISDN DS1 Digital Trunk Port - UNE Zone 3		3	UEPPP		1,034.14																
	UNE Loop Rates																					
	4-Wire DS1 Digital Loop - UNE Zone 1		1	UEPPP USL4P		47.54																
	4-Wire DS1 Digital Loop - UNE Zone 2		2	UEPPP USL4P		84.27																
	4-Wire DS1 Digital Loop - UNE Zone 3		3	UEPPP USL4P		134.14																
	UNE Port Rate																					
	Exchange Ports - 4-Wire ISDN DS1 Port			UEPPP UEPPP		900.00		1,150.00	1,150.00									19.99	19.99			
	NONRECURRING CHARGES - CURRENTLY COMBINED																					
	4-Wire DS1 Digital Loop / 4-Wire ISDN DS1 Digital Trunk Port Combination - Conversion - Switch-As-Is Top 8 MSAs only			UEPPP USACP		0.00		925.00	925.00													
	ADDITIONAL NRCs																					
	4-Wire DS1 Loop / 4-Wire ISDN DS1 Digital Trunk Port - Subsequent Inward/2-Way Tel Nos - (NC Only)			UEPPP PR7TG				1.17	1.17													
	4-Wire DS1 Loop/4-Wire ISDN Digital Trunk Port - Subsequent Activity Outward tel nos. (NC only)			UEPPP PR7TP				28.17	28.17													
	4-Wire DS1 Loop / 4-Wire ISDN DS1 Digital Trk Port - Subsequent Inward Tel Nos Above Std Allowance			UEPPP PR7ZT				56.33	56.33													
	LOCAL NUMBER PORTABILITY																					
	Local Number Portability (1 per port)			UEPPP LNPCN		1.75																
	INTERFACE (Provsioning Only)																					
	Voice/Data			UEPPP PR71V		0.00																
	Digital Data			UEPPP PR71D		0.00																
	Inward Data			UEPPP PR71E		0.00																
	New or Additional "B" Channel																					
	New or Additional - Voice/Data B Channel			UEPPP PR7BV		0.00		36.92										19.99	19.99			
	New or Additional - Digital Data B Channel			UEPPP PR7BF		0.00		36.92										19.99	19.99			
	New or Additional Inward Data B Channel			UEPPP PR7BD		0.00		36.92										19.99	19.99			
	CALL TYPES																					

UNBUNDLED NETWORK ELEMENTS - North Carolina										Attachment: 2		Exhibit: B						
CATEGORY	RATE ELEMENTS	Interim	Zone	BCS	USOC	RATES(\$)	Svc Order Submitted Elec per LSR	Svc Order Submitted Manually per LSR	Incremental Charge - Manual Svc Order vs. Electronic-1st	Incremental Charge - Manual Svc Order vs. Electronic-Add'l	Incremental Charge - Manual Svc Order vs. Electronic-Disc 1st	Incremental Charge - Manual Svc Order vs. Electronic-Disc Add'l						
													Rec	Nonrecurring		Nonrecurring Disconnect		OSS Rates(\$)
							First	Add'l	First	Add'l	SOME C	SOMAN	SOMAN	SOMAN	SOMAN	SOMAN		
	2-Wire VG Loop/2-Wire Voice Grade Port (Centrex)Port Combo - Non-Design		3	UEP9D		32.61												
UNE Port/Loop Combination Rates (Design)																		
	2-Wire VG Loop/2-Wire Voice Grade Port (Centrex) Port Combo - Design		1	UEP9D		17.25												
	2-Wire VG Loop/2-Wire Voice Grade Port (Centrex)Port Combo - Design		2	UEP9D		28.21												
	2-Wire VG Loop/2-Wire Voice Grade Port (Centrex)Port Combo - Design		3	UEP9D		43.09												
UNE Loop Rate																		
	2-Wire Voice Grade Loop (SL 1) - Zone 1		1	UEP9D	UECS1	10.75												
	2-Wire Voice Grade Loop (SL 1) - Zone 2		2	UEP9D	UECS1	19.05												
	2-Wire Voice Grade Loop (SL 1) - Zone 3		3	UEP9D	UECS1	30.33												
	2-Wire Voice Grade Loop (SL 2) - Zone 1		1	UEP9D	UECS2	14.97												
	2-Wire Voice Grade Loop (SL 2) - Zone 2		2	UEP9D	UECS2	25.93												
	2-Wire Voice Grade Loop (SL 2) - Zone 3		3	UEP9D	UECS2	40.81												
UNE Port Rate																		
ALL STATES																		
	2-Wire Voice Grade Port (Centrex) Basic Local Area			UEP9D	UEPYA	2.28						40.18	9.45					
	2-Wire Voice Grade Port (Centrex 800 termination)Basic Local Area			UEP9D	UEPYB	2.28						40.18	9.45					
	2-Wire Voice Grade Port (Centrex / EBS-PSET)3Basic Local Area			UEP9D	UEPYC	2.28						40.18	9.45					
	2-Wire Voice Grade Port (Centrex / EBS-M5009)3Basic Local Area			UEP9D	UEPYD	2.28						40.18	9.45					
	2-Wire Voice Grade Port (Centrex / EBS-M5209)3 Basic Local Area			UEP9D	UEPYE	2.28						40.18	9.45					
	2-Wire Voice Grade Port (Centrex / EBS-M5112)3 Basic Local Area			UEP9D	UEPYF	2.28						40.18	9.45					
	2-Wire Voice Grade Port (Centrex / EBS-M5312)3Basic Local Area			UEP9D	UEPYG	2.28						40.18	9.45					
	2-Wire Voice Grade Port (Centrex / EBS-M5008)3 Basic Local Area			UEP9D	UEPYT	2.28						40.18	9.45					
	2-Wire Voice Grade Port (Centrex / EBS-M5208)3 Basic Local Area			UEP9D	UEPYU	2.28						40.18	9.45					
	2-Wire Voice Grade Port (Centrex / EBS-M5216)3 Basic Local Area			UEP9D	UEPYV	2.28						40.18	9.45					
	2-Wire Voice Grade Port (Centrex / EBS-M5316)3 Basic Local Area			UEP9D	UEPY3	2.28						40.18	9.45					
	2-Wire Voice Grade Port (Centrex with Caller ID) Basic Local Area			UEP9D	UEPYH	2.28						40.18	9.45					
	2-Wire Voice Grade Port (Centrex/Caller ID/Msg Wtg Lamp Indication))3 Basic Local Area			UEP9D	UEPYW	2.28						40.18	9.45					
	2-Wire Voice Grade Port (Centrex/Msg Wtg Lamp Indication))3 Basic Local Area			UEP9D	UEPYJ	2.28						40.18	9.45					
	2-Wire Voice Grade Port (Centrex from diff Serving Wire Center) 2 Basic Local Area			UEP9D	UEPYM	2.28						40.18	9.45					
	2-Wire Voice Grade Port (Centrex/differ SWC /EBS-PSET)2, 3 Basic Local Area			UEP9D	UEPYO	2.28						40.18	9.45					
	2-Wire Voice Grade Port (Centrex/differ SWC /EBS-M5009)2, 3 Basic Local Area			UEP9D	UEPYP	2.28						40.18	9.45					
	2-Wire Voice Grade Port (Centrex/differ SWC /EBS-5209)2, 3 Basic Local Area			UEP9D	UEPYQ	2.28						40.18	9.45					
	2-Wire Voice Grade Port (Centrex/differ SWC /EBS-M5112)2, 3 Basic Local Area			UEP9D	UEPYR	2.28						40.18	9.45					
	2-Wire Voice Grade Port (Centrex/differ SWC /EBS-M5312)2, 3 Basic Local Area			UEP9D	UEPYS	2.28						40.18	9.45					
	2-Wire Voice Grade Port (Centrex/differ SWC /EBS-M5008)2, 3 Basic Local Area			UEP9D	UEPY4	2.28						40.18	9.45					

UNBUNDLED NETWORK ELEMENTS - North Carolina										Attachment: 2		Exhibit: B						
CATEGORY	RATE ELEMENTS	Interim	Zone	BCS	USOC	RATES(\$)	Svc Order Submitted Elec per LSR	Svc Order Submitted Manually per LSR	Incremental Charge - Manual Svc Order vs. Electronic-1st	Incremental Charge - Manual Svc Order vs. Electronic-Add'l	Incremental Charge - Manual Svc Order vs. Electronic-Disc 1st	Incremental Charge - Manual Svc Order vs. Electronic-Disc Add'l						
													Rec	Nonrecurring		Nonrecurring Disconnect		OSS Rates(\$)
							First	Add'l	First	Add'l	SOMEc	SOMAN	SOMAN	SOMAN	SOMAN	SOMAN	SOMAN	
	2-Wire Voice Grade Port (Centrex/differ SWC /EBS-M5208)2, 3 Basic Local Area			UEP9D	UEPY5	2.28							40.18	9.45				
	2-Wire Voice Grade Port (Centrex/differ SWC /EBS-M5216)2, 3 Basic Local Area			UEP9D	UEPY6	2.28							40.18	9.45				
	2-Wire Voice Grade Port (Centrex/differ SWC /EBS-M5316)2, 3 Basic Local Area			UEP9D	UEPY7	2.28							40.18	9.45				
	2-Wire Voice Grade Port, Diff Serving Wire Center - 800 Service Term			UEP9D	UEPYZ	2.28							40.18	9.45				
	2-Wire Voice Grade Port terminated in on Megalink or equivalent Basic Local Area			UEP9D	UEPY9	2.28							40.18	9.45				
	2-Wire Voice Grade Port Terminated on 800 Service Term Basic Local Area			UEP9D	UEPY2	2.28							40.18	9.45				
	NC Only																	
	2-Wire Voice Grade Port (Centrex)			UEP9D	UEPUA	2.28							40.18	9.45				
	2-Wire Voice Grade Port (Centrex 800 termination)			UEP9D	UEPUB	2.28							40.18	9.45				
	2-Wire Voice Grade Port (Centrex / EBS-PSET)3			UEP9D	UEPUC	2.28							40.18	9.45				
	2-Wire Voice Grade Port (Centrex / EBS-M5009)3			UEP9D	UEPUD	2.28							40.18	9.45				
	2-Wire Voice Grade Port (Centrex / EBS-M5209)3			UEP9D	UEPUE	2.28							40.18	9.45				
	2-Wire Voice Grade Port (Centrex / EBS-M5112)3			UEP9D	UEPUF	2.28							40.18	9.45				
	2-Wire Voice Grade Port (Centrex / EBS-M5312)3			UEP9D	UEPUG	2.28							40.18	9.45				
	2-Wire Voice Grade Port (Centrex / EBS-M5008)3			UEP9D	UEPUT	2.28							40.18	9.45				
	2-Wire Voice Grade Port (Centrex / EBS-M5208)3			UEP9D	UEPUU	2.28							40.18	9.45				
	2-Wire Voice Grade Port (Centrex / EBS-M5216)3			UEP9D	UEPUV	2.28							40.18	9.45				
	2-Wire Voice Grade Port (Centrex / EBS-M5316)3			UEP9D	UEPU3	2.28							40.18	9.45				
	2-Wire Voice Grade Port (Centrex with Caller ID)			UEP9D	UEPUH	2.28							40.18	9.45				
	2-Wire Voice Grade Port (Centrex/Caller ID/Msg Wtg Lamp Indication)3			UEP9D	UEPUW	2.28							40.18	9.45				
	2-Wire Voice Grade Port (Centrex/Msg Wtg Lamp Indication)3			UEP9D	UEPUJ	2.28							40.18	9.45				
	2-Wire Voice Grade Port (Centrex from diff Serving Wire Center) 2			UEP9D	UEPUM	2.28							40.18	9.45				
	2-Wire Voice Grade Port (Centrex/differ SWC /EBS-PSET)2, 3			UEP9D	UEPUO	2.28							40.18	9.45				
	2-Wire Voice Grade Port (Centrex/differ SWC /EBS-M5009)2, 3			UEP9D	UEPUP	2.28							40.18	9.45				
	2-Wire Voice Grade Port (Centrex/differ SWC /EBS-5209)2, 3			UEP9D	UEPUQ	2.28							40.18	9.45				
	2-Wire Voice Grade Port (Centrex/differ SWC /EBS-M5112)2, 3			UEP9D	UEPUR	2.28							40.18	9.45				
	2-Wire Voice Grade Port (Centrex/differ SWC /EBS-M5312)2, 3			UEP9D	UEPUS	2.28							40.18	9.45				
	2-Wire Voice Grade Port (Centrex/differ SWC /EBS-M5008)2, 3			UEP9D	UEPU4	2.28							40.18	9.45				
	2-Wire Voice Grade Port (Centrex/differ SWC /EBS-M5208)2, 3			UEP9D	UEPU5	2.28							40.18	9.45				
	2-Wire Voice Grade Port (Centrex/differ SWC /EBS-M5216)2, 3			UEP9D	UEPU6	2.28							40.18	9.45				
	2-Wire Voice Grade Port (Centrex/differ SWC /EBS-M5316)2, 3			UEP9D	UEPU7	2.28							40.18	9.45				
	2-Wire Voice Grade Port, Diff Serving Wire Center - 800 Service Term			UEP9D	UEPUZ	2.28							40.18	9.45				
	2-Wire Voice Grade Port terminated in on Megalink or equivalent			UEP9D	UEPU9	2.28							40.18	9.45				
	2-Wire Voice Grade Port Terminated on 800 Service Term			UEP9D	UEPU2	2.28							40.18	9.45				
	Local Switching																	
	Centrex Intercom Funtionality, per port			UEP9D	URECS	0.903												
	Local Number Portability																	
	Local Number Portability (1 per port)			UEP9D	LNPC	0.35												
	Features																	
	All Standard Features Offered, per port			UEP9D	UEPVF	3.40												
	All Select Features Offered, per port			UEP9D	UEPVS	0.00	457.83						40.18	9.45				
	All Centrex Control Features Offered, per port			UEP9D	UEPVC	3.40												

**Amendment to the Interconnection Agreement
By and Between BellSouth Telecommunications, Inc.
And XSPEDIUS CORP.
Dated January 1, 2000**

This Amendment ("Amendment") is made and entered into by and between Xspedius Corp. ("Xspedius") and BellSouth Telecommunications, Inc. ("BellSouth") to amend the Interconnection Agreement ("the Agreement") entered into by Xspedius and BellSouth on January 1, 2000 for the state of Alabama and Tennessee.

WHEREAS, the Parties desire to amend that certain Interconnection Agreement between BellSouth and Xspedius dated January 1, 2000 to delete and replace Attachment 10 in its entirety;

NOW THEREFORE, in consideration of the provisions contained herein and other good and valuable consideration, the receipt and sufficiency of which are hereby acknowledged, Xspedius and BellSouth hereby covenant and agree as follows:

1. Attachment 10 of the Agreement is hereby deleted and shall be replaced with the Attachment 10 in Exhibit 1 attached hereto and incorporated herein by this reference.
2. All of the other provisions of the Interconnection Agreement shall remain unchanged and in full force and effect.
3. Either or both of the Parties are authorized to submit this Amendment to the North Carolina Utilities Commission or other Regulatory Agency for approval subject to Section 252 (e) of the Federal Telecommunications Act of 1996.
4. This Amendment is made effective on April 9, 2002. The term of this Agreement shall expire on December 31, 2002

IN WITNESS WHEREOF, the Parties hereto have caused this Amendment to be executed by their respective duly authorized representatives on the date indicated below.

Xspedius Corp.

**BellSouth Telecommunications,
Inc.**

Signature On File

Signature on File

Signature
Daniel D. Lensgraf

Signature
Elizabeth A. Shiroishi

Name
CFO

Name
Assistant Director

Title
6/2/2002

Title
08/13/2002

Date

Date

Attachment 10

Performance Measurements

Performance Measurements

To the extent any state Commission has not ordered performance measures and/or remedies as of the date hereof, BellSouth will provide to Xspedius Corp. the Georgia Service Quality Measures (SQMs) and associated remedies ordered by the Georgia Public Service Commission in GA Docket 7892-U. In the event the Georgia Public Service Commission adds, deletes or otherwise modifies any SQMs and/or associated remedies, such additions, deletions or modifications shall be deemed made to the SQMs and associated remedies applicable to Xspedius Corp. hereunder. Upon the effective date of any order from a state Commission regarding performance measures and/or associated remedies, such ordered measures and remedies, as they may be amended or modified by the state Commission from time to time, shall become effective hereunder in lieu of the Georgia measures and remedies for the state in which such measures and remedies have been ordered.

BellSouth Service Quality Measurement Plan (SQM)

Georgia Performance Metrics

**Measurement Descriptions
Version 1.01**

Issue Date: April 6, 2001

This version of the Georgia SQM reflects the Order in GA Docket 7892-U. Some of the measures, business rules, disaggregations and/or exclusions are under development and will be reflected in the monthly reports in the near future. The other Georgia SQM posted on this site will be removed at that time.

Introduction

The BellSouth Service Quality Measurement Plan (SQM) describes in detail the measurements produced to evaluate the quality of service delivered to BellSouth's customers both wholesale and retail. The SQM was developed to respond to the requirements of the Communications Act of 1996 Section 251 (96 Act) which required BellSouth to provide non-discriminatory access to Competitive Local Exchange Carriers (CLEC)¹ and its Retail Customers. The reports produced by the SQM provide regulators, CLECs and BellSouth the information necessary to monitor the delivery of non-discriminatory access.

This plan results from the many divergent forces evolving from the 96 Act. The 96 Act, the Georgia Public Service Commission (GPSC) Order (Docket 7892-U 12/30/97), LCUG 1-7.0, the FCC's NPRM (CC Docket 98-56 RM9101 04/17/98), the Louisiana Public Service Commission (LPSC) Order (Docket U-22252 Subdocket C 04/19/98), numerous arbitration cases, LPSC sponsored collaborative workshops (10/98-02/00), and proceedings in Alabama, Mississippi, and North Carolina have and continue to influence the SQM. **This version of the SQM reflects the Order of the Georgia Public Service Commission in Docket 7892-U dated January 12, 2001.**

The SQM and the reports flowing from it must change to reflect the dynamic requirements of the industry. New measurements are added as new products, systems, and processes are developed and fielded. New products and services are added as the markets for them develop and the processes stabilize. The measurements are also changed to reflect changes in systems, correct errors, and respond to both 3rd Party audit requirements and the Georgia PSC.

This document is intended for use by someone with knowledge of telecommunications industry, information technologies and a functional knowledge of the subject areas covered by the BellSouth Performance Measurements and the reports that flow from them.

Once it is approved, the most current copy of this document can be found on the web at URL: <https://pmap.bellsouth.com> in the Help folder.

Report Publication Dates

Each month, preliminary SQM reports will be posted to BellSouth's SQM web site (<https://www.pmap.bellsouth.com>) by 8:00 A.M. EST on the 21st day of each month or the first business day after the 21st. Final validated SQM reports will be posted by 8:00 A.M. on the last day of the month. Reports not posted by this time will be considered late for SEEM payment purposes. Preliminary SEEM reports will be posted on the same day as the SQM validated reports. Validated SEEM reports will be posted on the 15th of the following month. Payments due will also be paid on the 15th of the following month. For instance: May data will be posted in preliminary SQM reports on June 21. Final validated SQM reports and preliminary SEEM reports will be posted on the last day of June. Final validated SEEM reports will be posted and payments mailed on July 15th.

1. Alternative Local Exchange Companies (ALEC) and Competing Local Providers (CLP) are referred to as Competitive Local Exchange Carriers (CLEC) in this document.

Report Delivery Methods

CLEC SQM and SEEM reports will be considered delivered when posted to the web site. The Georgia Public Service Commission (GPSC) will be given access to the web site. In addition, a copy of the Monthly State Summary reports will be filed with the GPSC as soon as possible after the last day of each month.

Contents

Section 1: Operations Support Systems (OSS)

OSS-1:	Average Response Time and Response Interval (Pre-Ordering/Ordering) - - - - -	1-1
OSS-2:	Interface Availability (Pre-Ordering/Ordering) - - - - -	1-6
OSS-3:	Interface Availability (Maintenance & Repair) - - - - -	1-9
OSS-4:	Response Interval (Maintenance & Repair) - - - - -	1-11
PO-1:	Loop Makeup - Response Time – Manual - - - - -	1-13
PO-2:	Loop Make Up - Response Time - Electronic - - - - -	1-15

Section 2: Ordering

O-1:	Acknowledgement Message Timeliness - - - - -	2-1
O-2:	Acknowledgement Message Completeness - - - - -	2-3
O-3:	Percent Flow-Through Service Requests (Summary) - - - - -	2-5
O-4:	Percent Flow-Through Service Requests (Detail) - - - - -	2-8
O-5:	Flow-Through Error Analysis - - - - -	2-11
O-6:	CLEC LSR Information - - - - -	2-13
O-7:	Percent Rejected Service Requests - - - - -	2-19
O-8:	Reject Interval - - - - -	2-22
O-9:	Firm Order Confirmation Timeliness - - - - -	2-25
O-10:	Service Inquiry with LSR Firm Order Confirmation (FOC) Response Time Manual - - - - -	2-29
O-11:	Firm Order Confirmation and Reject Response Completeness - - - - -	2-31
O-12:	Speed of Answer in Ordering Center - - - - -	2-33
O-13:	LNP-Percent Rejected Service Requests - - - - -	2-35
O-14:	LNP-Reject Interval Distribution & Average Reject Interval - - - - -	2-37
O-15:	LNP-Firm Order Confirmation Timeliness Interval Distribution & Firm Order Confirmation Average Interval - - - - -	2-40

Section 3: Provisioning

P-1:	Mean Held Order Interval & Distribution Intervals - - - - -	3-1
P-2:	Average Jeopardy Notice Interval & Percentage of Orders Given Jeopardy Notices - - - - -	3-4
P-3:	Percent Missed Installation Appointments - - - - -	3-7
P-4:	Average Completion Interval (OCI) & Order Completion Interval Distribution - - - - -	3-10
P-5:	Average Completion Notice Interval - - - - -	3-13
P-6:	% Completions/Attempts without Notice or < 24 hours Notice - - - - -	3-16
P-7:	Coordinated Customer Conversions Interval - - - - -	3-18
P-7A:	Coordinated Customer Conversions – Hot Cut Timeliness% Within Interval and Average Interval - - - - -	3-20
P-7B:	Coordinated Customer Conversions – Average Recovery Time - - - - -	3-22
P-7C:	Hot Cut Conversions - % Provisioning Troubles Received Within 7 days of a completed Service Order - - - - -	3-24
P-8:	Cooperative Acceptance Testing - % of xDSL Loops Tested - - - - -	3-26
P-9:	% Provisioning Troubles within 30 days of Service Order Completion - - - - -	3-28
P-10:	Total Service Order Cycle Time (TSOCT) - - - - -	3-31
P-11:	Service Order Accuracy - - - - -	3-34
P-12:	LNP-Percent Missed Installation Appointments - - - - -	3-36
P-13:	LNP-Average Disconnect Timeliness Interval & Disconnect Timeliness Interval Distribution - - - - -	3-38
P-14:	LNP-Total Service Order Cycle Time (TSOCT) - - - - -	3-40

Section 4: Maintenance & Repair

M&R-1: Missed Repair Appointments	4-1
M&R-2: Customer Trouble Report Rate	4-3
M&R-3: Maintenance Average Duration	4-5
M&R-4: Percent Repeat Troubles within 30 Days	4-7
M&R-5: Out of Service (OOS) > 24 Hours	4-9
M&R-6: Average Answer Time – Repair Centers	4-11
M&R-7: Mean Time To Notify CLEC of Network Outages	4-13

Section 5: Billing

B-1: Invoice Accuracy	5-1
B2: Mean Time to Deliver Invoices	5-3
B3: Usage Data Delivery Accuracy	5-5
B4: Usage Data Delivery Completeness	5-7
B5: Usage Data Delivery Timeliness	5-9
B6: Mean Time to Deliver Usage	5-11
B7: Recurring Charge Completeness	5-13
B8: Non-Recurring Charge Completeness	5-15

Section 6: Operator Services And Directory Assistance

OS-1: Speed to Answer Performance/Average Speed to Answer - Toll	6-1
OS-2: Speed to Answer Performance/Percent Answered with “X” Seconds – Toll	6-3
DA-1: Speed to Answer Performance/Average Speed to Answer – Directory Assistance (DA)	6-4
DA-2: Speed to Answer Performance/Percent Answered within “X” Seconds – Directory Assistance (DA)	6-6

Section 7: Database Update Information

D-1: Average Database Update Interval	7-1
D-2: Percent Database Update Accuracy	7-3
D-3: Percent NXXs and LRNs Loaded by the LERG Effective Date	7-5

Section 8: E911

E-1: Timeliness	8-1
E-2: Accuracy	8-3
E-3: Mean Interval	8-4

Section 9: Trunk Group Performance

TGP-1: Trunk Group Performance-Aggregate	9-1
TGP-2: Trunk Group Performance-CLEC Specific	9-4

Section 10: Collocation

C-1: Collocation Average Response Time	10-1
C-2: Collocation Average Arrangement Time	10-3
C-3: Collocation Percent of Due Dates Missed	10-5

Section 11: Change Management

CM-1: Timeliness of Change Management Notices	11-1
CM-2: Change Management Notice Average Delay Days	11-3
CM-3: Timeliness of Documents Associated with Change	11-5
CM-4: Change Management Documentation Average Delay Days	11-7
CM-5: Notification of CLEC Interface Outages	11-9

Section 12: Bona Fide / New Business Request Process

BFR-1: Percentage of BFR/NBR Requests Processed Within 30 Business Days	12-1
---	------

BFR-2: Percentage of Quotes Provided for Authorized BFR/NBR Requests Processed Within X (10/30/60) Business Days --- 12-3

Appendix A: Reporting Scope **A-1**

A-1: Standard Service Groupings----- A-1

A-2: Standard Service Order Activities----- A-1

Appendix B: Glossary of Acronyms and Terms **B-1**

Appendix C: BellSouth Audit Policy **C-1**

Section 1: Operations Support Systems (OSS)

OSS-1: Average Response Time and Response Interval (Pre-Ordering/Ordering)

Definition

Average response time and response intervals are the average times and number of requests responded to within certain intervals for accessing legacy data associated with appointment scheduling, service & feature availability, address verification, request for Telephone numbers (TNs), and Customer Service Records (CSRs).

Exclusions

None

Business Rules

The average response time for retrieving pre-order/order information from a given legacy system is determined by summing the response times for all requests submitted to the legacy systems during the reporting period and dividing by the total number of legacy system requests for that month.

The response interval starts when the client application (LENS or TAG for CLECs and RNS or ROS for BellSouth) submits a request to the legacy system and ends when the appropriate response is returned to the client application. The number of accesses to the legacy systems during the reporting period which take less than 2.3 seconds, the number of accesses which take more than 6 seconds, and the number which are less than or equal to 6.3 seconds are also captured.

Calculation

Response Time = (a - b)

- a = Date & Time of Legacy Response
- b = Date & Time of Legacy Request

Average Response Time = c ÷ d

- c = Sum of Response Times
- d = Number of Legacy Requests During the Reporting Period

Report Structure

- Not CLEC Specific
- Not product/service specific
- Regional Level

Data Retained

Relating to CLEC Experience	Relating to BellSouth Performance
<ul style="list-style-type: none"> • Report Month • Legacy Contract (per reporting dimension) • Response Interval • Regional Scope 	<ul style="list-style-type: none"> • Report Month • Legacy Contract (per reporting dimension) • Response Interval • Regional Scope

SQM Disaggregation - Analog/Benchmark

SQM Level of Disaggregation	SQM Analog/Benchmark
<ul style="list-style-type: none"> • RSAG – Address (Regional Street Address Guide-Address) – stores street address information used to validate customer addresses. CLECs and BellSouth query this legacy system. • RSAG – TN (Regional Street Address Guide-Telephone number) – contains information about facilities available and telephone numbers working at a given address. CLECs and BellSouth query this legacy system. • ATLAS (Application for Telephone Number Load Administration and Selection) – acts as a warehouse for storing telephone numbers that are available for assignment by the system. It enables CLECs and BellSouth service reps to select and reserve telephone numbers. CLECs and BellSouth query this legacy system. • COFFI (Central Office Feature File Interface) – stores information about product and service offerings and availability. CLECs query this legacy system. • DSAP (DOE Support Application) – provides due date information. CLECs and BellSouth query this legacy system. • HAL/CRIS (Hands-Off Assignment Logic/Customer Record Information System) – a system used to access the Business Office Customer Record Information System (BOCRIS). It allows BellSouth servers, including LENS, access to legacy systems. CLECs query this legacy system. • P/SIMS (Product/Services Inventory Management system) – provides information on capacity, tariffs, inventory and service availability. CLECs query this legacy system. • OASIS (Obtain Available Services Information Systems) – Information on feature and rate availability. BellSouth queries this legacy system. 	<ul style="list-style-type: none"> • Parity + 2 seconds

OSS-1: Average Response Time and Response Interval (Pre-Ordering/Ordering)

Table 1: Legacy System Access Times For RNS

System	Contract	Data	< 2.3 sec.	> 6 sec.	≤ 6.3 sec.	Avg. Sec.	# of Calls
RSAG	RSAG-TN	Address	x	x	x	x	x
RSAG	RSAG-ADDR	Address	x	x	x	x	x
ATLAS	ATLAS-TN	TN	x	x	x	x	x
DSAP	DSAP	Schedule	x	x	x	x	x
CRIS	CRSACCTS	CSR	x	x	x	x	x
OASIS	OASISCAR	Feature/Service	x	x	x	x	x
OASIS	OASISLPC	Feature/Service	x	x	x	x	x
OASIS	OASISMTN	Feature/Service	x	x	x	x	x
OASIS	OASISBIG	Feature/Service	x	x	x	x	x

Table 2: Legacy System Access Times For R0S

System	Contract	Data	< 2.3 sec.	> 6 sec.	≤6.3 sec.	Avg. sec.	# of Calls
RSAG	RSAG-TN	Address	x	x	x	x	x
RSAG	RSAG-ADDR	Address	x	x	x	x	x
ATLAS	ATLAS-TN	TN	x	x	x	x	x

Table 2: Legacy System Access Times For R0S

System	Contract	Data	< 2.3 sec.	> 6 sec.	≤6.3 sec.	Avg. sec.	# of Calls
DSAP	DSAP	Schedule	x	x	x	x	x
CRIS	CRSOCSR	CSR	x	x	x	x	x
OASIS	OASISBIG	Feature/Service	x	x	x	x	x

Table 3: Legacy System Access Times For LENS

System	Contract	Data	< 2.3 sec.	> 6 sec.	≤6.3 sec.	Avg. sec.	# of Calls
RSAG	RSAG-TN	Address	x	x	x	x	x
RSAG	RSAG-ADDR	Address	x	x	x	x	x
ATLAS	ATLAS-TN	TN	x	x	x	x	x
DSAP	DSAP	Schedule	x	x	x	x	x
HAL	HAL/CRIS	CSR	x	x	x	x	x
COFFI	COFFI/USOC	Feature/Service	x	x	x	x	x
P/SIMS	PSIMS/ORB	Feature/Service	x	x	x	x	x

Table 4: Legacy System Access Times For TAG

System	Contract	Data	< 2.3 sec.	> 6 sec.	≤6.3 sec.	Avg. sec.	# of Calls
RSAG	RSAG-TN	Address	x	x	x	x	x
RSAG	RSAG-ADDR	Address	x	x	x	x	x
ATLAS	ATLAS-TN	TN	x	x	x	x	x
ATLAS	ATLAS-MLH	TN	x	x	x	x	x
ATLAS	ATLAS-DID	TN	x	x	x	x	x
DSAP	DSAP	Schedule	x	x	x	x	x
CRIS	CRSECSRL	CSR	x	x	x	x	x
CRIS	CRSECSR	CSR	x	x	x	x	x

SEEM Measure

SEEM Measure		
Yes	Tier I	
	Tier II	X
	Tier III	

Note: CLEC specific data is not available in this measure. Queries of this sort do not have company specific signatures.

SEEM Disaggregation - Analog/Benchmark

SEEM Disaggregation	SEEM Analog/Benchmark
<ul style="list-style-type: none"> • RSAG – Address (Regional Street Address Guide-Address) – stores street address information used to validate customer addresses. CLECs and BellSouth query this legacy system. • RSAG – TN (Regional Street Address Guide-Telephone number) – contains information about facilities available and telephone numbers working at a given address. CLECs and BellSouth query this legacy system. • ATLAS (Application for Telephone Number Load Administration and Selection) – acts as a warehouse for storing telephone numbers that are available for assignment by the system. It enables CLECs and BellSouth service reps to select and reserve telephone numbers. CLECs and BellSouth query this legacy system. • COFFI (Central Office Feature File Interface) – stores information about product and service offerings and availability. CLECs query this legacy system. • DSAP (DOE Support Application) – provides due date information. CLECs and BellSouth query this legacy system. • HAL/CRIS (Hands-Off Assignment Logic/Customer Record Information System) – a system used to access the Business Office Customer Record Information System (BOCRIS). It allows BellSouth servers, including LENS, access to legacy systems. CLECs query this legacy system. • P/SIMS (Product/Services Inventory Management system) – provides information on capacity, tariffs, inventory and service availability. CLECs query this legacy system. • OASIS (Obtain Available Services Information Systems) – Information on feature and rate availability. BellSouth queries this legacy system. 	<ul style="list-style-type: none"> • Percent Response Received within 6.3 seconds: > 95% • Parity + 2 seconds

OSS-1: Average Response Time and Response Interval (Pre-Ordering/Ordering)

SEEM OSS Legacy Systems

System	BellSouth	CLEC
Telephone Number/Address		
RSAG-ADDR	RNS, ROS	TAG, LENS
RSAG-TN	RNS, ROS	TAG, LENS
ATLAS	RNS,ROS	TAG, LENS
Appointment Scheduling		
DSAP	RNS, ROS	TAG, LENS
CSR Data		
CRSACCTS	RNS	
CRSOCSR	ROS	
HAL/CRIS		LENS
CRSECSRL		TAG
CRSECSR		TAG
Service/Feature Availability		
OASISBIG	RNS, ROS	
PSIMS/ORB		LENS

OSS-1: Average Response Time and Response Interval (Pre-Ordering/Ordering)

OSS-2: Interface Availability (Pre-Ordering/Ordering)

Definition

Percent of time applications are functionally available as compared to scheduled availability. Calculations are based upon availability of applications and interfacing applications utilized by CLECs for pre-ordering and ordering. “Functional Availability” is defined as the number of hours in the reporting period that the applications/interfaces are available to users. “Scheduled Availability” is defined as the number of hours in the reporting period that the applications/interfaces are scheduled to be available.

Scheduled availability is posted on the Interconnection web site: (www.interconnection.bellsouth.com/oss/oss_hour.html)

Exclusions

- CLEC-impacting troubles caused by factors outside of BellSouth's purview, e.g., troubles in customer equipment, troubles in networks owned by telecommunications companies other than BellSouth, etc.
- Degraded service, e.g., slow response time, loss of non-critical functionality, etc.

Business Rules

This measurement captures the functional availability of applications/interfaces as a percentage of scheduled availability for the same systems. Only full outages are included in the calculations for this measure. Full outages are defined as occurrences of either of the following:

- Application/interfacing application is down or totally inoperative.
- Application is totally inoperative for customers attempting to access or use the application. This includes transport outages when they may be directly associated with a specific application.

Comparison to an internal benchmark provides a vehicle for determining whether or not CLECs and retail BST entities are given comparable opportunities for use of pre-ordering and ordering systems.

Calculation

Interface Availability (Pre-Ordering/Ordering) = (a ÷ b) X 100

- a = Functional Availability
- b = Scheduled Availability

Report Structure

- Not CLEC Specific
- Not product/service specific
- Regional Level

Data Retained

Relating to CLEC Experience	Relating to BellSouth Performance
<ul style="list-style-type: none"> • Report Month • Legacy Contract Type (per reporting dimension) • Regional Scope • Hours of Downtime 	<ul style="list-style-type: none"> • Report Month • Legacy Contract Type (per reporting dimension) • Regional Scope • Hours of Downtime

SQM Disaggregation - Analog/Benchmark

SQM Level of Disaggregation	SQM Analog/Benchmark
<ul style="list-style-type: none"> • Regional Level 	<ul style="list-style-type: none"> • ≥ 99.5%

OSS Interface Availability

Application	Applicable to	% Availability
EDI	CLEC	x
TAG	CLEC	x
LENS	CLEC	x
LEO	CLEC	x
LESOG	CLEC	x
LNP Gateway	CLEC	x
COG	CLEC	Under Development
SOG	CLEC	Under Development
DOM	CLEC	Under Development
DOE	CLEC/BST	x
SONGS	CLEC/BST	x
ATLAS/COFFI	CLEC/BST	x
BOCRIS	CLEC/BST	x
DSAP	CLEC/BST	x
RSAG	CLEC/BST	x
SOCS	CLEC/BST	x
CRIS	CLEC/BST	x

OSS-2: Interface Availability (Pre-Ordering/Ordering)

SEEM Measure

SEEM Measure		
Yes	Tier I	
	Tier II	X
	Tier III	

SEEM Disaggregation - Analog/Benchmark

SEEM Disaggregation	SEEM Analog/Benchmark
• Regional Level	• ≥ 99.5%

SEEM OSS Interface Availability

Application	Applicable to	% Availability
EDI	CLEC	x
HAL	CLEC	x
LENS	CLEC	x
LEO Mainframe	CLEC	x
LESOG	CLEC	x
PSIMS	CLEC	x
TAG	CLEC	x

OSS-2: Interface Availability (Pre-Ordering/Ordering)

OSS-3: Interface Availability (Maintenance & Repair)

Definition

Percent of time applications are functionally available as compared to scheduled availability. Calculations are based upon availability of applications and interfacing applications utilized by CLECs for maintenance and repair. “Functional Availability” is defined as the number of hours in the reporting period that the applications/interfaces are available to users. “Scheduled Availability” is defined as the number of hours in the reporting period that the applications/interfaces are scheduled to be available.

Scheduled availability is posted on the Interconnection web site: (www.interconnection.bellsouth.com/oss/oss_hour.html)

Exclusions

- CLEC-impacting troubles caused by factors outside of BellSouth's purview, e.g., troubles in customer equipment, troubles in networks owned by telecommunications companies other than BellSouth, etc.
- Degraded service, e.g., slow response time, loss of non-critical functionality, etc.

Business Rules

This measurement captures the functional availability of applications/interfaces as a percentage of scheduled availability for the same systems. Only full outages are included in the calculations for this measure. Full outages are defined as occurrences of either of the following:

- Application/interfacing application is down or totally inoperative.
- Application is totally inoperative for customers attempting to access or use the application. This includes transport outages when they may be directly associated with a specific application.

Comparison to an internal benchmark provides a vehicle for determining whether or not CLECs and retail BST entities are given comparable opportunities for use of maintenance and repair systems.

Calculation

OSS Interface Availability $(a \div b) \times 100$

- a = Functional Availability
- b = Scheduled Availability

Report Structure

- Not CLEC Specific
- Not Product/Service Specific
- Regional Level

Data Retained

Relating to CLEC Experience	Relating to BellSouth Performance
<ul style="list-style-type: none"> • Availability of CLEC TAFI • Availability of LMOS HOST, MARCH, SOCS, CRIS, PREDICTOR, LNP and OSPDM • ECTA 	<ul style="list-style-type: none"> • Availability of BellSouth TAFI • Availability of LMOS HOST, MARCH, SOCS, CRIS, PREDICTOR, LNP and OSPDM

SQM Disaggregation - Analog/Benchmark

SQM Level of Disaggregation	Retail Analog/Benchmark
<ul style="list-style-type: none"> • Regional Level 	<ul style="list-style-type: none"> • $\geq 99.5\%$

OSS Interface Availability (M&R)

OSS Interface	% Availability
BST TAFI	x
CLEC TAFI	x
CLEC ECTA	x
BST & CLEC	x
CRIS	x
LMOS HOST	x
LNP	x
MARCH	x
OSPCM	x
PREDICTOR	x
SOCS	x

SEEM Measure

SEEM Measure		
Yes	Tier I	
	Tier II	X
	Tier III	

SEEM Disaggregation - Analog/Benchmark

SEEM Disaggregation	SEEM Analog/Benchmark
• Regional Level	• $\geq 99.5\%$

OSS Interface Availability (M&R)

OSS Interface	% Availability
CLEC TAFI	x
CLEC ECTA	x

OSS-4: Response Interval (Maintenance & Repair)

Definition

The response intervals are determined by subtracting the time a request is received on the BellSouth side of the interface from the time the response is received from the legacy system. Percentages of requests falling into each interval category are reported, along with the actual number of requests falling into those categories.

Exclusions

None

Business Rules

This measure is designed to monitor the time required for the CLEC and BellSouth interface system to obtain from BellSouth's legacy systems the information required to handle maintenance and repair functions. The clock starts on the date and time when the request is received on the BellSouth side of the interface and the clock stops when the response has been transmitted through that same point to the requester.

Note: The OSS Response Interval BellSouth Total Report is a combination of BellSouth Residence and Business Total.

Calculation

OSS Response Interval = (a - b)

- a = Query Response Date and Time
- b = Query Request Date and Time

Percent Response Interval (per category) = (c ÷ d) X 100

- c = Number of Response Intervals in category "X"
- d = Number of Queries Submitted in the Reporting Period

where, "X" is ≤ 4, > 4 ≤ 10, ≥ 10, or > 30 seconds.

Report Structure

- Not CLEC Specific
- Not product/service specific
- Regional Level

Data Retained

Relating to CLEC Experience	Relating to BellSouth Performance
<ul style="list-style-type: none"> • CLEC Transaction Intervals 	<ul style="list-style-type: none"> • BellSouth Business and Residential Transactions Intervals

SQM Disaggregation - Analog/Benchmark

SQM Level of Disaggregation	Retail Analog/Benchmark:
<ul style="list-style-type: none"> • Regional Level 	<ul style="list-style-type: none"> • Parity

Legacy System Access Times for M&R

System	BellSouth & CLEC	Count				
		≤ 4	> 4 ≤ 10	≤ 10	> 10	> 30
CRIS	x	x	x	x	x	x
DLETH	x	x	x	x	x	x
DLR	x	x	x	x	x	x
LMOS	x	x	x	x	x	x
LMOSupd	x	x	x	x	x	x
LNP	x	x	x	x	x	x
MARCH	x	x	x	x	x	x
OSPCM	x	x	x	x	x	x
Predictor	x	x	x	x	x	x
SOCS	x	x	x	x	x	x
NIW	x	x	x	x	x	x

OSS-4: Response Interval (Maintenance & Repair)

SEEM Measure

SEEM Measure		
No	Tier I	
	Tier II	
	Tier III	

SEEM Disaggregation - Analog/Benchmark

SEEM Disaggregation	SEEM Analog/Benchmark
• Not Applicable	• Not Applicable

PO-1: Loop Makeup - Response Time – Manual

Definition

This report measures the average interval and percent within the interval from the submission of a Manual Loop Makeup Service Inquiry (LMUSI) to the distribution of Loop Makeup information back to the CLEC.

Exclusions

- Inquiries, which are submitted electronically.
- Designated Holidays are excluded from the interval calculation.
- Weekend hours from 5:00PM Friday until 8:00AM Monday are excluded from the interval calculation.
- Canceled Inquiries.

Business Rules

The CLEC Manual Loop Makeup Service Inquiry (LMUSI) process includes inquiries submitted via mail or FAX to BellSouth's Complex Resale Support Group (CRSG).

This measurement combines three intervals:

1. From receipt of the Service Inquiry for Loop Makeup to hand off to the Service Advocacy Center (SAC) for "Look-up."
2. From SAC start date to SAC complete date.
3. From SAC complete date to date the Complex Resale Support Group (CRSG) distributes loop makeup information back to the CLEC.

The "Receive Date" is defined as the date the Manual LMUSI is received by the CRSG. It is counted as day Zero. LMU "Return Date" is defined as the date the LMU information is sent back to the CLEC from BellSouth. The interval calculation is reset to Zero when a CLEC initiated change occurs on the Manual LMU request.

Note: The Loop Make Up Service Inquiry Form does not require the CLEC to furnish the type of Loop. The CLEC determines whether the loop makeup will support the type of service they wish to order or not and qualifies the loop. If the loop makeup will support the service, a firm order LSR is submitted by the CLEC.

Calculation

Response Interval = (a - b)

- a = Date and Time LMUSI returned to CLEC
- b = Date and Time the LMUSI is received

Average Interval = (c ÷ d)

- c = Sum of all Response Intervals
- d = Total Number of LMUSIs received within the reporting period

Percent within interval = (e ÷ f) X 100

- e = Total LMUSIs received within the interval
- f = Total Number of LMUSIs processed within the reporting period

Report Structure

- CLEC Aggregate
- CLEC Specific
- Geographic Scope
 - State
 - Region
- Interval for manual LMUs:
 - 0 – 1 day
 - >1 – 2 days
 - >2 – 3 days
 - 0 - ≤ 3 days
 - >3 – 6 days

- >6 – 10 days
- > 10 days
- Average Interval in days

Data Retained

Relating to CLEC Experience	Relating to BellSouth Experience
<ul style="list-style-type: none"> • Report Month • Total Number of Inquiries • SI Intervals • State and Region 	<ul style="list-style-type: none"> • Not Applicable

SQM Disaggregation - Analog/Benchmark

SQM Level of Disaggregation	Retail Analog/Benchmark
<ul style="list-style-type: none"> • Loops 	Benchmark <ul style="list-style-type: none"> • 95% in 3 Business Days

SEEM Measure

SEEM Measure		
Yes	Tier I	X
	Tier II	X
	Tier III	

SEEM Disaggregation - Analog/Benchmark

SEEM Disaggregation	SEEM Analog/Benchmark
<ul style="list-style-type: none"> • Loops 	Benchmark <ul style="list-style-type: none"> • 95% in 3 Business Days

PO-2: Loop Make Up - Response Time - Electronic

Definition

This report measures the average interval and the percent within the interval from the electronic submission of a Loop Makeup Service Inquiry (LMUSI) to the distribution of Loop Makeup information back to the CLEC.

Exclusions

- Manually submitted inquiries.
- Designated Holidays are excluded from the interval calculation.
- Canceled Requests.
- Scheduled OSS Maintenance.

Business Rules

The response interval starts when the CLEC's Mechanized Loop Makeup Service Inquiry (LMUSI) is submitted electronically through the Operational Support Systems interface, LENS, TAG or RoboTAG. It ends when BellSouth's Loop Facility Assignment and Control System (LFACS) responds electronically to the CLEC with the requested Loop Makeup data via LENS, TAG or RoboTAG Interfaces.

Note: The Loop Make Up Service Inquiry Form does not require the CLEC to furnish the type of Loop. The CLEC determines whether the loop makeup will support the type of service they wish to order or not and qualifies the loop. If the loop makeup will support the service, a firm order LSR is submitted by the CLEC. EDI is not a pre-ordering system, and, therefore, is not applicable in this measure.

Calculation

Response Interval = (a - b)

- a = Date and Time LMUSI returned to CLEC
- b = Date and Time the LMUSI is received

Average Interval = (c ÷ d)

- c = Sum of all response intervals
- d = Total Number of LMUSIs received within the reporting period

Percent within interval = (e ÷ f) X 100

- e = Total LMUSIs received within the interval
- f = Total Number of LMUSIs processed within the reporting period

Report Structure

- CLEC Aggregate
- CLEC Specific
- Geographic Scope
 - State
 - Region
- Interval for electronic LMUs:
 - 0 – 1 minute
 - >1 – 5 minutes
 - 0 - ≤ 5 minutes
 - > 5 – 8 minutes
 - > 8 – 15 minutes
 - > 15 minutes
- Average Interval in minutes

Data Retained

Relating to CLEC Experience	Relating to BellSouth Experience
<ul style="list-style-type: none"> • Report Month • Legacy Contract • Response Interval • Regional Scope 	<ul style="list-style-type: none"> • Not Applicable

SQM Disaggregation - Analog/Benchmark

SQM LEVEL of Disaggregation	Retail Analog/Benchmark
<ul style="list-style-type: none"> • Loops 	Benchmark <ul style="list-style-type: none"> • 90% in 5 Minutes (05/01/01) • 95% in 1 Minute (08/01/01)

SEEM Measure

SEEM Measure		
Yes	Tier I	X
	Tier II	X
	Tier III	

SEEM Disaggregation - Analog/Benchmark

SEEM Disaggregation	SEEM Analog/Benchmark
<ul style="list-style-type: none"> • Loop 	<ul style="list-style-type: none"> • 90% in 5 Minutes (05/01/01) • 95% in 1 Minute (08/01/01)

Section 2: Ordering

O-1: Acknowledgement Message Timeliness

Definition

This measurement provides the response interval from the time an LSR or transmission (may contain multiple LSRs from one or more CLECs in multiple states) is electronically submitted via EDI or TAG respectively until an acknowledgement notice is sent by the system.

Exclusions

- Scheduled OSS Maintenance

Business Rules

The process includes EDI & TAG system functional acknowledgements for all messages/Local Service Requests (LSRs) which are electronically submitted by the CLEC. Users of EDI may package many LSRs into one transmission which will receive the acknowledgement message. EDI users may place multiple LSRs in one “envelope” requesting service in one or more states which will mask the identity of the state and CLEC. The start time is the receipt time of the message at BellSouth’s side of the interface (gateway). The end time is when the acknowledgement is transmitted by BellSouth at BellSouth’s side of the interface (gateway). If more than one CLEC uses the same ordering center (aggregator), an Acknowledgement Message will be returned to the “Aggregator”. However, BellSouth will not be able to determine which specific CLEC or state this message represented.

Calculation

Response Interval = (a - b)

- a = Date and Time Acknowledgement Notices returned to CLEC
- b = Date and Time messages/LSRs electronically submitted by the CLEC via EDI or TAG respectively

Average Response Interval = (c ÷ d)

- c = Sum of all Response Intervals
- d = Total number of electronically submitted messages/LSRs received, from CLECs via EDI or TAG respectively, in the Reporting Period.

Reporting Structure

- CLEC Aggregate
- CLEC Specific/Aggregator
- Geographic Scope
 - Region
- Electronically Submitted LSRs
 - 0 – ≤10 minutes
 - >10 – ≤20 minutes
 - >20 – ≤30 minutes
 - 0 – ≤ 30 minutes
 - >30 – ≤45 minutes
 - >45 – ≤60 minutes
 - >60 – ≤120 minutes
 - >120 minutes
- Average interval for electronically submitted messages/LSRs in minutes

Data Retained

Relating to CLEC Experience	Relating to BellSouth Experience
<ul style="list-style-type: none"> • Report month • Record of functional acknowledgements 	<ul style="list-style-type: none"> • Not Applicable

SQM Disaggregation - Analog/Benchmark

SQM LEVEL of Disaggregation	Retail Analog/Benchmark
<ul style="list-style-type: none"> • EDI 	<ul style="list-style-type: none"> • EDI <ul style="list-style-type: none"> - 90% within 30 minutes (05/01/01) - 95% within 30 minutes (08/01/01)
<ul style="list-style-type: none"> • TAG 	<ul style="list-style-type: none"> • TAG – 95% within 30 minutes

SEEM Measure

SEEM Measure		
Yes	Tier I	X
	Tier II	X
	Tier III	

SEEM Disaggregation - Analog/Benchmark

SEEM Disaggregation	SEEM Analog/Benchmark
<ul style="list-style-type: none"> • EDI 	<ul style="list-style-type: none"> • EDI <ul style="list-style-type: none"> - 90% within 30 minutes (05/01/01) - 95% within 30 minutes (08/01/01)
<ul style="list-style-type: none"> • TAG 	<ul style="list-style-type: none"> • TAG – 95% within 30 minutes

O-2: Acknowledgement Message Completeness

Definition

This measurement provides the percent of transmissions/LSRs received via EDI or TAG respectively, which are acknowledged electronically.

Exclusions

- Manually submitted LSRs
- Scheduled OSS Maintenance

Business Rules

EDI and TAG send Functional Acknowledgements for all transmissions/LSRs, which are electronically submitted by a CLEC. Users of EDI may package many LSRs from multiple states in one transmission. If more than one CLEC uses the same ordering center, an Acknowledgement Message will be returned to the "Aggregator", however, BellSouth will not be able to determine which specific CLEC this message represented. The Acknowledgement Message is returned prior to the determination of whether the transmission/LSR will be partially mechanized or fully mechanized.

Calculation

Acknowledgement Completeness = $(a \div b) \times 100$

- a = Total number of Functional Acknowledgements returned in the reporting period for transmissions/LSRs electronically submitted by EDI or TAG respectively
- b = Total number of electronically submitted transmissions/LSRs received in the reporting period by EDI or TAG respectively

Report Structure

- CLEC Aggregate
- CLEC Specific/Aggregator
- Geographic Scope
 - Region

Note: The Order calls for Mechanized, Partially Mechanized, and Totally Mechanized, however, the Acknowledgement message is generated before the system recognizes whether this electronic transmission will be partially or fully mechanized.

Data Retained

Relating to CLEC Experience	Relating to BellSouth Experience
<ul style="list-style-type: none"> • Report Month • Record of Functional Acknowledgements 	<ul style="list-style-type: none"> • Not Applicable

SQM Disaggregation - Analog/Benchmark

SQM LEVEL of Disaggregation	Retail Analog/Benchmark
<ul style="list-style-type: none"> • EDI • TAG 	<ul style="list-style-type: none"> • Benchmark: 100%

SEEM Measure

SEEM Measure		
Yes	Tier I	X
	Tier II	X
	Tier III	

SEEM Disaggregation - Analog/Benchmark

SEEM Disaggregation	SEEM Analog/Benchmark
<ul style="list-style-type: none">• EDI• TAG	<ul style="list-style-type: none">• Benchmark: 100%

O-3: Percent Flow-Through Service Requests (Summary)

Definition

The percentage of Local Service Requests (LSR) and LNP Local Service Requests (LNP LSRs) submitted electronically via the CLEC mechanized ordering process that flow through and reach a status for a FOC to be issued, without manual intervention.

Exclusions

- Fatal Rejects
- Auto Clarification
- Manual Fallout
- CLEC System Fallout
- Scheduled OSS Maintenance

Business Rules

The CLEC mechanized ordering process includes all LSRs, including supplements (subsequent versions) which are submitted through one of the three gateway interfaces (TAG, EDI and LENS), that flow through and reach a status for a FOC to be issued, without manual intervention. These LSRs can be divided into two classes of service: Business and Residence, and two types of service: Resale, and Unbundled Network Elements (UNE). The CLEC mechanized ordering process does not include LSRs which are submitted manually (for example, fax and courier) or are not designed to flow through (for example, Manual Fallout.)

Definitions:

Fatal Rejects: Errors that prevent an LSR, submitted electronically by the CLEC, from being processed further. When an LSR is submitted by a CLEC, LEO/LNP Gateway will perform edit checks to ensure the data received is correctly formatted and complete. For example, if the PON field contains an invalid character, LEO/LNP Gateway will reject the LSR and the CLEC will receive a Fatal Reject.

Auto-Clarification: Clarifications that occur due to invalid data within the LSR. LESOG/LAUTO will perform data validity checks to ensure the data within the LSR is correct and valid. For example, if the address on the LSR is not valid according to RSAG, or if the LNP is not available for the NPA NXXX requested, the CLEC will receive an Auto-Clarification.

Manual Fallout: Planned Fallout that occur by design. Certain LSRs are designed to fallout of the Mechanized Order Process due to their complexity. These LSRs are manually processed by the LCSC. When a CLEC submits an LSR, LESOG/LAUTO will determine if the LSR should be forwarded to LCSC for manual handling. Following are the categories for Manual Fallout:

- | | |
|---|--|
| 1. Complex* | 8. Denials-restore and conversion, or disconnect and conversion orders |
| 2. Special pricing plans | 9. Class of service invalid in certain states with some types of service |
| 3. Some Partial migrations | 10. Low volume such as activity type "T" (move) |
| 4. New telephone number not yet posted to BOCRIS | 11. More than 25 business lines, or more than 15 loops |
| 5. Pending order review required | 12. Transfer of calls option for the CLEC end users |
| 6. CSR inaccuracies such as invalid or missing CSR data in CRIS | 13. Directory Listings (Indentions and Captions) |
| 7. Expedites (requested by the CLEC) | |

*See LSR Flow-Through Matrix following O-6 for a list of services, including complex services, and whether LSRs issued for the services are eligible to flow through.

Total System Fallout: Errors that require manual review by the LSCS to determine if the error is caused by the CLEC, or is due to BellSouth system functionality. If it is determined the error is caused by the CLEC, the LSR will be sent back to the CLEC for clarification. If it is determined the error is BellSouth caused, the LCSC representative will correct the error, and the LSR will continue to be processed.

Z Status: LSRs that receive a supplemental LSR submission prior to final disposition of the original LSR.

Calculation

$$\text{Percent Flow Through} = a \div [b - (c + d + e + f)] \times 100$$

- a = The total number of LSRs that flow through LESOG/LAUTO and reach a status for a FOC to be issued
- b = the number of LSRs passed from LEO/LNP Gateway to LESOG/LAUTO
- c = the number of LSRs that fall out for manual processing
- d = the number of LSRs that are returned to the CLEC for clarification
- e = the number of LSRs that contain errors made by CLECs
- f = the number of LSRs that receive a Z status.

$$\text{Percent Achieved Flow Through} = a \div [b - (c + d + e)] \times 100$$

- a = the number of LSRs that flow through LESOG/LAUTO and reach a status for a FOC to be issued.
- b = the number of LSRs passed from LEO/LNP Gateway to LESOG/LAUTO
- c = the number of LSRs that are returned to the CLEC for clarification
- d = the number of LSRs that contain errors made by CLECs
- e = the number of LSRs that receive Z status

Report Structure

- CLEC Aggregate
 - Region

Data Retained

Relating to CLEC Experience	Relating to BellSouth Performance:
<ul style="list-style-type: none"> • Report Month • Total Number of LSRs Received, by Interface, by CLEC <ul style="list-style-type: none"> - TAG - EDI - LENS • Total Number of Errors by Type, by CLEC <ul style="list-style-type: none"> - Fatal Rejects - Auto Clarification - CLEC Caused System Fallout • Total Number of Errors by Error Code • Total Fallout for Manual Processing 	<ul style="list-style-type: none"> • Report Month • Total Number of Errors By Type <ul style="list-style-type: none"> - Bellsouth System Error

SQM Disaggregation - Analog/Benchmark

SQM Level of Disaggregation	Retail Analog/Benchmark ^a
• Residence	• Benchmark: 95%
• Business	• Benchmark: 90%
• UNE	• Benchmark: 85%
• LNP	• Benchmark: 85%

a. Benchmarks do not apply to the "Percent Achieved Flow Through."

SEEM Measure

SEEM Measure		
Yes	Tier I	
	Tier II	X
	Tier III	

SEEM Disaggregation - Analog/Benchmark

SEEM Disaggregation	SEEM Analog/Benchmark ^a
• Residence	• Benchmark: 95%
• Business	• Benchmark: 90%
• UNE	• Benchmark: 85%
• LNP	• Benchmark: 85%

a. Benchmarks do not apply to the "Percent Achieved Flow Through."

O-4: Percent Flow-Through Service Requests (Detail)

Definition

A detailed list, by CLEC, of the percentage of Local Service Requests (LSR) and LNP Local Service Requests (LNP LSRs) submitted electronically via the CLEC mechanized ordering process that flow through and reach a status for a FOC to be issued, without manual or human intervention.

Exclusions

- Fatal Rejects
- Auto Clarification
- Manual Fallout
- CLEC System Fallout
- Scheduled OSS Maintenance

Business Rules

The CLEC mechanized ordering process includes all LSRs, including supplements (subsequent versions) which are submitted through one of the three gateway interfaces (TAG, EDI, and LENS), that flow through and reach a status for a FOC to be issued, without manual intervention. These LSRs can be divided into two classes of service: Business and Residence, and three types of service: Resale, and Unbundled Network Elements (UNE). The CLEC mechanized ordering process does not include LSRs, which are submitted manually (for example, fax and courier) or are not designed to flow through (for example, Manual Fallout.)

Definitions:

Fatal Rejects: Errors that prevent an LSR, submitted electronically by the CLEC, from being processed further. When an LSR is submitted by a CLEC, LEO/LNP Gateway will perform edit checks to ensure the data received is correctly formatted and complete. For example, if the PON field contains an invalid character, LEO/LNP Gateway will reject the LSR and the CLEC will receive a Fatal Reject.

Auto-Clarification: Clarifications that occur due to invalid data within the LSR. LESOG/LAUTO will perform data validity checks to ensure the data within the LSR is correct and valid. For example, if the address on the LSR is not valid according to RSAG, or if the LNP is not available for the NPA NXXX requested, the CLEC will receive an Auto-Clarification.

Manual Fallout: Planned Fallout that occur by design. Certain LSRs are designed to fallout of the Mechanized Order Process due to their complexity. These LSRs are manually processed by the LCSC. When a CLEC submits an LSR, LESOG/LAUTO will determine if the LSR should be forwarded to LCSC for manual handling. Following are the categories for Manual Fallout:

- | | |
|---|--|
| 1. Complex* | 8. Denials-restore and conversion, or disconnect and conversion orders |
| 2. Special pricing plans | 9. Class of service invalid in certain states with some types of service |
| 3. Some Partial migrations | 10. Low volume such as activity type "T" (move) |
| 4. New telephone number not yet posted to BOCRIS | 11. More than 25 business lines, or more than 15 loops |
| 5. Pending order review required | 12. Transfer of calls option for the CLEC end users |
| 6. CSR inaccuracies such as invalid or missing CSR data in CRIS | 13. Directory Listings (Indentions and Captions) |
| 7. Expedites (requested by the CLEC) | |

*See LSR Flow-Through Matrix following O-6 for a list of services, including complex services, and whether LSRs issued for the services are eligible to flow through.

Total System Fallout: Errors that require manual review by the LSCS to determine if the error is caused by the CLEC, or is due to BellSouth system functionality. If it is determined the error is caused by the CLEC, the LSR will be sent back to the CLEC for clarification. If it is determined the error is BellSouth caused, the LCSC representative will correct the error, and the LSR will continue to be processed.

Z Status: LSRs that receive a supplemental LSR submission prior to final disposition of the original LSR.

Calculation

Percent Flow Through = $a \div [b - (c + d + e + f)] \times 100$

- a = The total number of LSRs that flow through LESOG/LAUTO and reach a status for a FOC to be issued
- b = the number of LSRs passed from LEO/LNP Gateway to LESOG/LAUTO
- c = the number of LSRs that fall out for manual processing
- d = the number of LSRs that are returned to the CLEC for clarification
- e = the number of LSRs that contain errors made by CLECs
- f = the number of LSRs that receive a Z status.

Percent Achieved Flow Through = $a \div [b - (c + d + e)] \times 100$

- a = the number of LSRs that flow through LESOG/LAUTO and reach a status for a FOC to be issued.
- b = the number of LSRs passed from LEO/LNP Gateway to LESOG/LAUTO
- c = the number of LSRs that are returned to the CLEC for clarification
- d = the number of LSRs that contain errors made by CLECs
- e = the number of LSRs that receive Z status

Report Structure

Provides the flow through percentage for each CLEC (by alias designation) submitting LSRs through the CLEC mechanized ordering process. The report provides the following:

- CLEC (by alias designation)
- Number of fatal rejects
- Mechanized interface used
- Total mechanized LSRs
- Total manual fallout
- Number of auto clarifications returned to CLEC
- Number of validated LSRs
- Number of BellSouth caused fallout
- Number of CLEC caused fallout
- Number of Service Orders Issued
- Base calculation
- CLEC error excluded calculation

Data Retained

Relating to CLEC Experience	Relating to BellSouth Performance
<ul style="list-style-type: none"> • Report Month • Total Number of LSRs Received, by Interface, by CLEC <ul style="list-style-type: none"> - TAG - EDI - LENS • Total Number of Errors by Type, by CLEC <ul style="list-style-type: none"> - Fatal Rejects - Auto Clarification - CLEC Errors • Total Number of Errors by Error Code • Total Fallout for Manual Processing 	<ul style="list-style-type: none"> • Report Month • Total Number of Errors by Type <ul style="list-style-type: none"> - Bellsouth System Error

SQM Disaggregation - Analog/Benchmark

SQM Level of Disaggregation	Retail Analog/Benchmark ^a
<ul style="list-style-type: none"> • Residence 	<ul style="list-style-type: none"> • Benchmark: 95%

SQM Level of Disaggregation	Retail Analog/Benchmark ^a
• Business	• Benchmark: 90%
• UNE	• Benchmark: 85%
• LNP	• Benchmark: 85%

a. Benchmarks do not apply to the "Percent Achieved Flow Through."

SEEM Measure

SEEM Measure		
Yes	Tier I	X
	Tier II	
	Tier III	

SEEM Disaggregation - Analog/Benchmark

SEEM Disaggregation	SEEM Analog/Benchmark ^a
• Residence	• Benchmark: 95%
• Business	• Benchmark: 90%
• UNE	• Benchmark: 85%
• LNP	• Benchmark: 85%

a. Benchmarks do not apply to the "Percent Achieved Flow Through."

O-5: Flow-Through Error Analysis

Definition

An analysis of each error type (by error code) that was experienced by the LSRs that did not flow through or reached a status for a FOC to be issued.

Exclusions

Each Error Analysis is error code specific, therefore exclusions are not applicable.

Business Rules

The CLEC mechanized ordering process includes all LSRs, including supplements (subsequent versions) which are submitted through one of the three gateway interfaces (TAG, EDI, and LENS), that flow through and reach a status for a FOC to be issued. The CLEC mechanized ordering process does not include LSRs which are submitted manually (for example, fax and courier).

Calculation

Total for each error type.

Report Structure

Provides an analysis of each error type (by error code). The report is in descending order by count of each error code and provides the following:

- Error Type (by error code)
- Count of each error type
- Percent of each error type
- Cumulative percent
- Error Description
- CLEC Caused Count of each error code
- Percent of aggregate by CLEC caused count
- Percent of CLEC caused count
- BellSouth Caused Count of each error code
- Percent of aggregate by BellSouth caused count
- Percent of BellSouth by BellSouth caused count.

Data Retained

Relating to CLEC Experience	Relating to BellSouth Performance
<ul style="list-style-type: none"> • Report Month • Total Number of LSRs Received • Total Number of Errors by Type (by error code) <ul style="list-style-type: none"> - CLEC Caused Error 	<ul style="list-style-type: none"> • Report Month • Total Number of Errors by Type (by error code) <ul style="list-style-type: none"> - BellSouth System Error

SQM Disaggregation - Analog/Benchmark

SQM Level of Disaggregation	Retail Analog/Benchmark
<ul style="list-style-type: none"> • Not Applicable 	<ul style="list-style-type: none"> • Not Applicable

SEEM Measure

SEEM Measure		
No	Tier I	
	Tier II	
	Tier III	

SEEM Disaggregation - Analog/Benchmark

SEEM Disaggregation	SEEM Analog/Benchmark
• Not Applicable	• Not Applicable

O-6: CLEC LSR Information

Definition

A list with the flow through activity of LSRs by CC, PON and Ver, issued by each CLEC during the report period.

Exclusions

- Fatal Rejects
- LSRs submitted manually

Business Rules

The CLEC mechanized ordering process includes all LSRs, including supplements (subsequent versions) which are submitted through one of the three gateway interfaces (TAG, EDI, and LENS), that flow through and reach a status for a FOC to be issued. The CLEC mechanized ordering process does not include LSRs which are submitted manually (for example, fax and courier).

Calculation

NA

Report Structure

Provides a list with the flow through activity of LSRs by CC, PON and Ver, issued by each CLEC during the report period with an explanation of the of the columns and content. This report is available on a CLEC specific basis. The report provides the following for each LSR.

- CC
- PON
- Ver
- Timestamp
- Type
- Err #
- Note or Error Description

Data Retained

Relating to CLEC Experience	Relating to BellSouth Experience
<ul style="list-style-type: none"> • Report Month • Record of LSRs Received by CC, PON and Ver • Record of Timestamp, Type, Err # and Note or Error Description for each LSR by CC, PON and Ver 	<ul style="list-style-type: none"> • Not Applicable

SQM Disaggregation - Analog/Benchmark

SQM Level of Disaggregation	Retail Analog/Benchmark
<ul style="list-style-type: none"> • Not Applicable 	<ul style="list-style-type: none"> • Not Applicable

SEEM Measure

SEEM Measure		
No	Tier I	
	Tier II	
	Tier III	

SEEM Disaggregation - Analog/Benchmark

SEEM Disaggregation	SEEM Analog/Benchmark
• Not Applicable	• Not Applicable

LSR Flow-Through Matrix

PRODUCT	F/T ³	COMPLEX SERVICE	COMPLEX ORDER	PLANNED FALLOUT FOR MANUAL HANDLING ¹	EDI	TAG ²	LENS ⁴	COMMENTS
2 wire analog DID trunk port	No	UNE	Yes	NA	N	N	N	
2 wire analog port	Yes	UNE	No	No	Y	Y	N	
2 wire ISDN digital line side port	No	UNE	Yes	NA	N	N	N	
2 wire ISDN digital loop	Yes	UNE	Yes	No	Y	Y	N	
3 Way Calling	Yes	No	No	No	Y	Y	Y	
4 wire analog voice grade loop	Yes	UNE	Yes	No	Y	Y	N	
4 wire DS0 & PRI digital loop	No	UNE	Yes	NA	N	N	N	
4 wire DS1 & PRI digital loop	No	UNE	Yes	NA	N	N	N	
4 wire ISDN DSI digital trunk ports	No	UNE	Yes	NA	N	N	N	
Accupulse	No	Yes	Yes	NA	N	N	N	
ADSL	Yes	UNE	No	No	Y	Y	N	
Area Plus	Yes	No	No	No	Y	Y	Y	
Basic Rate ISDN	No	Yes	Yes	Yes	Y	Y	N	
Call Block	Yes	No	No	No	Y	Y	Y	
Call Forwarding-Variable	Yes	No	No	No	Y	Y	Y	
Call Return	Yes	No	No	No	Y	Y	Y	
Call Selector	Yes	No	No	No	Y	Y	Y	
Call Tracing	Yes	No	No	No	Y	Y	Y	
Call Waiting	Yes	No	No	No	Y	Y	Y	
Call Waiting Deluxe	Yes	No	No	No	Y	Y	Y	
Caller ID	Yes	No	No	No	Y	Y	Y	
CENTREX	No	Yes	Yes	NA	N	N	N	
DID WITH PBX ACT W	No	Yes	Yes	Yes	Y	N	Y	
DID ACT W	No	Yes	Yes	Yes	Y	N	Y	
Digital Data Transport	No	UNE	Yes	NA	N	N	N	
Directory Listing Indentions	No	No	No	Yes	Y	Y	Y	
Directory Listings Captions	No	No	Yes	Yes	Y	Y	Y	
Directory Listings (simple)	Yes	No	No	No	Y	Y	Y	
DS3	No	UNE	Yes	NA	N	N	N	
DS1 Loop	Yes	UNE	Yes	No	Y	Y	N	

LSR Flow-Through Matrix

PRODUCT	F/T ³	COMPLEX SERVICE	COMPLEX ORDER	PLANNED FALLOUT FOR MANUAL HANDLING ¹	EDI	TAG ²	LENS ⁴	COMMENTS
DSO Loop	Yes	UNE	Yes	No	Y	Y	N	
Enhanced Caller ID	Yes	No	No	No	Y	Y	Y	
ESSX	No	Yes	Yes	NA	N	N	N	
Flat Rate/Business	Yes	No	No	No	Y	Y	Y	
Flat Rate/Residence	Yes	No	No	No	Y	Y	Y	
FLEXSERV	No	Yes	Yes	NA	N	N	N	
Frame Relay	No	Yes	Yes	NA	N	N	N	
FX	No	Yes	Yes	NA	N	N	N	
Ga. Community Calling	Yes	No	No	No	Y	Y	Y	
HDSL	Yes	UNE	No	No	Y	Y	N	
Hunting MLH	No	C/S ⁴	C/S	Yes	Y	Y	N	
Hunting Series Completion	Yes	C/S	C/S	No	Y	Y	Y	
INP to LNP Conversions	No	UNE	Yes	Yes	Y	Y	N	
LightGate	No	Yes	Yes	NA	N	N	N	
Line Sharing	Yes	UNE	No	No	Y	Y	N	
Local Number Portability	Yes	UNE	Yes	No	Y	Y	N	
LNP with Complex Listing	No	UNE	Yes	Yes	Y	Y	N	
LNP with Partial Migration	No	UNE	Yes	Yes	Y	Y	N	
LNP with Complex Services	No	UNE	Yes	Yes	Y	Y	N	
Loop+INP	Yes	UNE	No	No	Y	Y	N	
Loop+LNP	Yes	UNE	No	No	Y	Y	N	
Measured Rate/Bus.	Yes	No	No	No	Y	Y	Y	
Measured Rate/Res.	Yes	No	No	No	Y	Y	Y	
Megalink	No	Yes	Yes	NA	N	N	N	
Megalink-T1	No	Yes	Yes	NA	N	N	N	
Memory Call	Yes	No	No	No	Y	Y	Y	
Memory Call Ans. Svc.	Yes	No	No	No	Y	Y	Y	
Multiserv	No	Yes	Yes	NA	N	N	N	
Native Mode LAN Interconnection (NMLI)	No	Yes	Yes	NA	N	N	N	
Off-Prem Stations	No	Yes	Yes	NA	N	N	N	
Optional Calling Plan	Yes	No	No	No	Y	Y	Y	

LSR Flow-Through Matrix

PRODUCT	F/T ³	COMPLEX SERVICE	COMPLEX ORDER	PLANNED FALLOUT FOR MANUAL HANDLING ¹	EDI	TAG ²	LENS ⁴	COMMENTS
Package/Complete Choice and area plus	Yes	No	No	No	Y	Y	Y	
Pathlink Primary Rate ISDN	No	Yes	Yes	NA	N	N	N	
Pay Phone Provider	No	No	No	NA	N	N	N	
PBX Standalone ACT A, C, D	No	Yes	Yes	Yes	Y	Y	N	
PBX Trunks	No	Yes	Yes	Yes	Y	Y	N	
Port/Loop Combo	Yes	UNE	No	No	Y	Y	Y	
Port/Loop PBX	No	No	No	Yes	Y	Y	N	
Preferred Call Forward	Yes	No	No	No	Y	Y	Y	
RCF Basic	Yes	No	No	No	Y	Y	Y	
Remote Access to CF	Yes	No	No	No	Y	Y	Y	
Repeat Dialing	Yes	No	No	No	Y	Y	Y	
Ringmaster	Yes	No	No	No	Y	Y	Y	
Smartpath	No	Yes	Yes	NA	N	N	N	
SmartRING	No	Yes	Yes	NA	N	N	N	
Speed Calling	Yes	No	No	No	Y	Y	Y	
Synchronet	No	Yes	Yes	Yes	Y	Y	N	
Tie Lines	No	Yes	Yes	NA	N	N	N	
Touhtone	Yes	No	No	No	Y	Y	Y	
Unbundled Loop-Analog 2W, SL1, SL2	Yes	UNE	No	No	Y	Y	Y	
WATS	No	Yes	Yes	NA	N	N	N	
XDSL	Yes	UNE	No	No	Y	Y	N	
XDSL Extended LOOP	No	UNE	Yes	NA	N	N	N	
Collect Call Block	Yes	No	No	No	Y	Y	Y	
900 Call Block	Yes	No	No	No	Y	Y	Y	
3rd Party Call Block	Yes	No	No	No	Y	Y	Y	
Three Way Call Block	Yes	No	No	No	Y	Y	Y	
PIC/LPIC Change	Yes	No	No	No	Y	Y	Y	
PIC/LPIC Freeze	Yes	No	No	No	Y	Y	Y	

Note¹: Planned Fallout for Manual Handling denotes those services that are electronically submitted and are not intended to flow through due to the complexity of the service.

Note²: The TAG column includes those LSRs submitted via Robo TAG.

Note³: For all services that indicate 'No' for flow-through, the following reasons, in addition to errors or complex services, also prompt manual handling: Expedites from CLECs, special pricing plans, denials restore and conversion or disconnect and conversion both required, partial migrations (although conversions-as-is flow through for issue 9), class of service invalid in certain states with some TOS e.g. government, or cannot be changed when changing main TN on C activity, low volume e.g. activity type T=move, pending order review required, more than 25 business lines, CSR inaccuracies such as invalid or missing CSR data in CRIS, Directory listings – Indentions, Directory listings – Captions, transfer of calls option for CLEC end user – new TN not yet posted to BOCRIS. Many are unique to the CLEC environment.

Note⁴: Services with C/S in the Complex Service and/or the Complex Order columns can be either complex or simple.

Note⁵: EELs are manually ordered.

O-7: Percent Rejected Service Requests

Definition

Percent Rejected Service Request is the percent of total Local Service Requests (LSRs) received which are rejected due to error or omission. An LSR is considered valid when it is submitted by the CLEC and passes edit checks to insure the data received is correctly formatted and complete.

Exclusions

- Service Requests canceled by the CLEC prior to being rejected/clarified.
- Scheduled OSS Maintenance

Business Rules

Fully Mechanized: An LSR is considered “rejected” when it is submitted electronically but does not pass LEO edit checks in the ordering systems (EDI, LENS, TAG, LEO, LESOG) and is returned to the CLEC without manual intervention. There are two types of “Rejects” in the Mechanized category:

A **Fatal Reject** occurs when a CLEC attempts to electronically submit an LSR but required fields are either not populated or incorrectly populated and the request is returned to the CLEC before it is considered a valid LSR.

Fatal rejects are reported in a separate column, and for informational purposes ONLY. Fatal rejects are excluded from the calculation of the percent of total LSRs rejected or the total number of rejected LSRs.

An **Auto Clarification** occurs when a valid LSR is electronically submitted but rejected from LESOG because it does not pass further edit checks for order accuracy.

Partially Mechanized: A valid LSR, which is electronically submitted (via EDI, LENS, TAG) but cannot be processed electronically and “falls out” for manual handling. It is then put into “clarification” and sent back (rejected) to the CLEC.

Total Mechanized: Combination of Fully Mechanized and Partially Mechanized LSRs electronically submitted by the CLEC.

Non-Mechanized: LSRs which are faxed or mailed to the LCSC for processing and “clarified” (rejected) back to the CLEC by the BellSouth service representative.

Interconnection Trunks: Interconnection Trunks are ordered on Access Service Requests (ASRs). ASRs are submitted to and processed by the Interconnection Purchasing Center (IPC). Trunk data is reported separately.

Calculation

Percent Rejected Service Requests = $(a \div b) \times 100$

- a = Total Number of Rejected Service Requests in the Reporting Period
- b = Total Number of Service Requests Received in the Reporting Period

Report Structure

- Fully Mechanized, Partially Mechanized, Total Mechanized, Non-Mechanized
- CLEC Specific
- CLEC Aggregate
- Geographic Scope
 - State
 - Region
- Product Specific Percent Rejected
- Total Percent Rejected

Data Retained

Relating to CLEC Experience	Relating to BellSouth Performance
<ul style="list-style-type: none"> • Report Month • Total Number of LSRs • Total Number of Rejects • State and Region • Total Number of ASRs (Trunks) 	<ul style="list-style-type: none"> • Not Applicable

SQM Disaggregation - Analog/Benchmark

SQM Level of Disaggregation	Retail Analog/Benchmark
Mechanized, Partially Mechanized and Non-Mechanized <ul style="list-style-type: none"> • Resale - Residence • Resale - Business • Resale – Design (Special) • Resale PBX • Resale Centrex • Resale ISDN • LNP Standalone • INP Standalone • 2W Analog Loop Design • 2W Analog Loop Non-Design • 2W Analog Loop w/INP Design • 2W Analog Loop w/INP Non-Design • 2W Analog Loop w/LNP Design • 2W Analog Loop w/LNP Non-Design • UNE Loop + Port Combinations • Switch Ports • UNE Combination Other • UNE xDSL (ADSL, HDSL, UCL) • Line Sharing • UNE ISDN Loop • UNE Other Design • UNE Other Non-Design • Local Interoffice Transport • Local Interconnection Trunks 	<ul style="list-style-type: none"> • Diagnostic

SEEM Measure

SEEM Measure		
No	Tier I	
	Tier II	
	Tier III	

SEEM Disaggregation - Analog/Benchmark

SEEM Disaggregation	SEEM Analog/Benchmark
• Not Applicable	• Not Applicable

O-8: Reject Interval

Definition

Reject Interval is the average reject time from receipt of an LSR to the distribution of a Reject. An LSR is considered valid when it is submitted by the CLEC and passes edit checks to insure the data received is correctly formatted and complete.

Exclusions

- Service Requests canceled by CLEC prior to being rejected/clarified.
- Designated Holidays are excluded from the interval calculation.
- LSRs which are identified and classified as “Projects”
- The following hours for Partially mechanized and Non-mechanized LSRs are excluded from the interval calculation:

Residence Resale Group – Monday through Saturday 7:00PM until 7:00AM
From 7:00 PM Saturday until 7:00 AM Monday

Business Resale, Complex, UNE Groups – Monday through Friday 6:00PM until 8:00AM
From 6:00 PM Friday until 8:00 AM Monday.

The hours excluded will be altered to reflect changes in the Center operating hours. The LCSC will accept faxed LSRs only during posted hours of operation.

The interval will be the amount of time accrued from receipt of the LSR until normal closing of the center if an LSR is worked using overtime hours.

In the case of a Partially Mechanized LSR received and worked after normal business hours, the interval will be set at one (1) minute.

- Scheduled OSS Maintenance

Business Rules

Fully Mechanized: The elapsed time from receipt of a valid electronically submitted LSR (date and time stamp in EDI, LENS or TAG) until the LSR is rejected (date and time stamp or reject in EDI, TAG or LENS). Auto Clarifications are considered in the Fully Mechanized category.

Partially Mechanized: The elapsed time from receipt of a valid electronically submitted LSR (date and time stamp in EDI, LENS or TAG) until it falls out for manual handling. The stop time on partially mechanized LSRs is when the LCSC Service Representative clarifies the LSR back to the CLEC via LENS, EDI, or TAG.

Total Mechanized: Combination of Fully Mechanized and Partially Mechanized LSRs which are electronically submitted by the CLEC.

Non-Mechanized: The elapsed time from receipt of a valid LSR (date and time stamp of FAX or date and time mailed LSR is received in the LCSC) until notice of the reject (clarification) is returned to the CLEC via LON.

Interconnection Trunks: Interconnection Trunks are ordered on Access Service Requests (ASRs). ASRs are submitted to and processed by the Local Interconnection Service Center (LISC). Trunk data is reported separately. All interconnection trunks are counted in the non-mechanized category.

Calculation

Reject Interval = (a - b)

- a = Date and Time of Service Request Rejection
- b = Date and Time of Service Request Receipt

Average Reject Interval = (c ÷ d)

- c = Sum of all Reject Intervals
- d = Number of Service Requests Rejected in Reporting Period

Report Structure

- CLEC Specific
- CLEC Aggregate

- Fully Mechanized, Partially Mechanized, Total Mechanized, Non-Mechanized
- Geographic Scope
 - State
 - Region
- Mechanized:
 - 0 - ≤ 4 minutes
 - >4 - ≤ 8 minutes
 - >8 - ≤ 12 minutes
 - >12 - ≤ 60 minutes
 - 0 - ≤ 1 hour
 - >1 - ≤ 4 hours
 - >4 - ≤ 8 hours
 - >8 - ≤ 12 hours
 - >12 - ≤ 16 hours
 - >16 - ≤ 20 hours
 - >20 - ≤ 24 hours
 - >24 hours
- Partially Mechanized:
 - 0 - ≤ 1 hour
 - >1 - ≤ 4 hours
 - >4 - ≤ 8 hours
 - >8 - ≤ 10 hours
 - 0 - ≤ 10 hours
 - >10 - ≤ 18 hours
 - 0 - ≤ 18 hours
 - >18 - ≤ 24 hours
 - >24 hours
- Non-mechanized:
 - 0 - ≤ 1 hour
 - >1 - ≤ 4 hours
 - >4 - ≤ 8 hours
 - >8 - ≤ 12 hours
 - >12 - ≤ 16 hours
 - >16 - ≤ 20 hours
 - >20 - ≤ 24 hours
 - 0 - ≤ 24 hours
 - > 24 hours
- Trunks:
 - ≤ 4 days
 - >4 - ≤ 8 days
 - >8 - ≤ 12 days
 - >12 - ≤ 14 days
 - >14 - ≤ 20 days
 - >20 days

Data Retained

Relating to CLEC Experience	Relating to BellSouth Performance
Report Month <ul style="list-style-type: none"> • Reject Interval • Total Number of LSRs • Total Number of Rejects • State and Region • Total Number of ASRs (Trunks) 	<ul style="list-style-type: none"> • Not Applicable

SQM Disaggregation - Analog/Benchmark

O-8: Reject Interval

SQM Level of Disaggregation	Retail Analog/Benchmark
<ul style="list-style-type: none"> • Resale – Residence • Resale – Business • Resale – Design (Special) • Resale PBX • Resale Centrex • Resale ISDN • LNP Standalone • INP Standalone • 2W Analog Loop Design • 2W Analog Loop Non-Design • 2W Analog Loop w/INP Design • 2W Analog Loop w/INP Non-Design • 2W Analog Loop w/LNP Design • 2W Analog Loop w/LNP Non-Design • UNE Loop + Port Combinations • Switch Ports • UNE Combination Other • UNE xDSL (ADSL, HDSL, UCL) • Line Sharing • UNE ISDN Loops • UNE Other Non-Design • Local Interoffice Transport • UNE Other Design 	<ul style="list-style-type: none"> • Mechanized: <ul style="list-style-type: none"> - 97% within 1 Hour • Partially Mechanized: <ul style="list-style-type: none"> - 85% within 24 hours - 85% within 18 Hours (05/01/01) - 85% within 10 Hours (08/01/01) • Non-Mechanized: - 85% within 24 hours
<ul style="list-style-type: none"> • Local Interconnection Trunks 	<ul style="list-style-type: none"> • Trunks: - 85% within 4 Days

SEEM Measure

SEEM Measure		
Yes	Tier I	X
	Tier II	X
	Tier III	

SEEM Disaggregation - Analog/Benchmark

SEEM Disaggregation	SEEM Analog/Benchmark
<ul style="list-style-type: none"> • Fully Mechanized 	<ul style="list-style-type: none"> • 97% ≤ 1 hour
<ul style="list-style-type: none"> • Partially Mechanized 	<ul style="list-style-type: none"> • 85% within 24 hours • 85% within 18 hours (05/01/01) • 85% within 10 hours (08/01/01)
<ul style="list-style-type: none"> • Non-Mechanized 	<ul style="list-style-type: none"> • 85% within 24 hours

O-9: Firm Order Confirmation Timeliness

Definition

Interval for Return of a Firm Order Confirmation (FOC Interval) is the average response time from receipt of valid LSR to distribution of a Firm Order Confirmation.

Exclusions

- Rejected LSRs
- Designated Holidays are excluded from the interval calculation.
- LSRs which are identified and classified as “Projects”
- The following hours for Partially Mechanized and Non-mechanized LSRs are excluded from the interval calculation:

Residence Resale Group – Monday through Saturday 7:00PM until 7:00AM

From 7:00 PM Saturday until 7:00 AM Monday.

Business Resale, Complex, UNE Groups – Monday through Friday 6:00PM until 8:00AM

From 6:00 PM Friday until 8:00 AM Monday.

The hours excluded will be altered to reflect changes in the Center operating hours. The LCSC will accept faxed LSRs only during posted hours of operation.

The interval will be the amount of time accrued from receipt of the LSR until normal closing of the center if an LSR is worked using overtime hours.

In the case of a Partially Mechanized LSR received and worked after normal business hours, the interval will be set at one (1) minute.

- Scheduled OSS Maintenance

Business Rules

- **Fully Mechanized:** The elapsed time from receipt of a valid electronically submitted LSR (date and time stamp in EDI, LENS or TAG) until the LSR is processed, appropriate service orders are generated and a Firm Order Confirmation is returned to the CLEC via EDI, LENS or TAG.
- **Partially Mechanized:** The elapsed time from receipt of a valid electronically submitted LSR (date and time stamp in EDI, LENS, or TAG) which falls out for manual handling until appropriate service orders are issued by a BellSouth service representative via Direct Order Entry (DOE) or Service Order Negotiation Generation System (SONGS) to SOCS and a Firm Order Confirmation is returned to the CLEC via EDI, LENS, or TAG.
- **Total Mechanized:** Combination of Fully Mechanized and Partially Mechanized LSRs which are electronically submitted by the CLEC.
- **Non-Mechanized:** The elapsed time from receipt of a valid paper LSR (date and time stamp of FAX or date and time paper LSRs received in LCSC) until appropriate service orders are issued by a BellSouth service representative via Direct Order Entry (DOE) or Service Order Negotiation Generation System (SONGS) to SOCS and a Firm Order Confirmation is sent to the CLEC via LON.
- **Interconnection Trunks:** Interconnection Trunks are ordered on Access Service Requests (ASRs). ASRs are submitted to and processed by the Local Interconnection Service Center (LISC). Trunk data is reported separately.

Calculation

Firm Order Confirmation Interval = (a - b)

- a = Date & Time of Firm Order Confirmation
- b = Date & Time of Service Request Receipt)

Average FOC Interval = (c ÷ d)

- c = Sum of all FOC Intervals
- d = Total Number of Service Requests Confirmed in Reporting Period

FOC Interval Distribution (for each interval) = (e ÷ f) X 100

- e = Service Requests Confirmed in interval
- f = Total Service Requests Confirmed in the Reporting Period

Report Structure

- Fully Mechanized, Partially Mechanized, Total Mechanized, Non-Mechanized
 - CLEC Specific
 - CLEC Aggregate
- Geographic Scope
 - State
 - Region
- Fully Mechanized:
 - 0 - ≤ 15 minutes
 - >15 - ≤ 30 minutes
 - >30 - ≤ 45 minutes
 - >45 - ≤ 60 minutes
 - >60 - ≤ 90 minutes
 - >90 - ≤ 120 minutes
 - >120 - ≤ 180 minutes
 - 0 - ≤ 3 hours
 - >3 - ≤ 6 hours
 - >6 - ≤ 12 hours
 - >12 - ≤ 24 hours
 - >24 - ≤ 48 hours
 - >48 hours
- Partially Mechanized:
 - 0 - ≤ 4 hours
 - >4 - ≤ 8 hours
 - >8 - ≤ 10 hours
 - 0 - ≤ 10 hours
 - >10 - ≤ 18 hours
 - 0 - ≤ 18 hours
 - >18 - ≤ 24 hours
 - 0 - ≤ 24 hours
 - >24 - ≤ 48 hours
 - >48 hours
- Non-Mechanized
 - 0 - ≤ 4 hours
 - >4 - ≤ 8 hours
 - >8 - ≤ 12 hours
 - >12 - ≤ 16 hours
 - >16 - ≤ 20 hours
 - >20 - ≤ 24 hours
 - >24 - ≤ 36 hours
 - 0 - ≤ 36 hours
 - >36 - ≤ 48 hours
 - >48 hours
- Trunks:
 - 0 - ≤ 5 days
 - >5 - ≤ 10 days
 - 0 - ≤ 10 days
 - >10 - ≤ 15 days
 - >15 - ≤ 20 days
 - >20 days

Data Retained

Relating to CLEC Experience	Relating to BellSouth Performance
<ul style="list-style-type: none"> • Report Month • Interval for FOC • Total Number of LSRs • State and Region • Total Number of ASRs (Trunks) 	<ul style="list-style-type: none"> • Not Applicable

SQM Disaggregation - Analog/Benchmark

SQM Level of Disaggregation	Retail Analog/Benchmark
<ul style="list-style-type: none"> • Resale – Residence • Resale – Business • Resale – Design (Special) • Resale PBX • Resale Centrex • Resale ISDN • LNP Standalone • INP Standalone • 2W Analog Loop Design • 2W Analog Loop Non-Design • 2W Analog Loop w/INP Design • 2W Analog Loop w/INP Non-Design • 2W Analog Loop w/LNP Design • 2W Analog Loop w/LNP Non-Design • UNE Loop + Port Combinations • Switch Ports • UNE Combination Other • UNE xDSL (ADSL, HDSL, UCL) • Line Sharing • UNE ISDN Loops • UNE Other Design • UNE Other Non-Design • Local Interoffice Transport 	<ul style="list-style-type: none"> • Mechanized: - 95% within 3 Hours • Partially Mechanized: <ul style="list-style-type: none"> - 85% within 24 hours - 85% within 18 Hours (05/01/01) - 85% within 10 Hours (08/01/01) • Non-Mechanized: - 85% within 36 hours
<ul style="list-style-type: none"> • Local Interconnection Trunks 	<ul style="list-style-type: none"> • Trunks: - 95% within 10 days

SEEM Measure

SEEM Measure		
Yes	Tier I	X
	Tier II	X
	Tier III	

SEEM Disaggregation - Analog/Benchmark

SEEM Disaggregation	SEEM Analog/Benchmark
<ul style="list-style-type: none"> • Fully Mechanized 	<ul style="list-style-type: none"> • 95% within 3 hours
<ul style="list-style-type: none"> • Partially Mechanized 	<ul style="list-style-type: none"> • 85% within 24 hours • 85% within 18 Hours (05/01/01) • 85% within 10 Hours (08/01/01)

SEEM Disaggregation	SEEM Analog/Benchmark
• Non-Mechanized	• 85% within 36 hours
• IC Trunks	• 95% within 10 days

O-10: Service Inquiry with LSR Firm Order Confirmation (FOC) Response Time Manual¹

Definition

This report measures the interval and the percent within the interval from the submission of a Service Inquiry (SI) with Firm Order LSR to the distribution of a Firm Order Confirmation (FOC).

Exclusions

- Designated Holidays are excluded from the interval calculation.
- Weekend hours from 5:00PM Friday until 8:00AM Monday are excluded from the interval calculation of the Service Inquiry.
- Canceled Requests
- Electronically Submitted Requests
- Scheduled OSS Maintenance

Business Rules

This measurement combines four intervals:

1. From receipt of Service Inquiry with LSR to hand off to the Service Advocacy Center (SAC) for Loop 'Look-up'.
2. From SAC start date to SAC complete date.
3. From SAC complete date to the Complex Resale Support Group (CRSG) complete date with hand off to LCSC.
4. From receipt of SI/LSR in the LCSC to Firm Order Confirmation.

Calculation

FOC Timeliness Interval = (a - b)

- a = Date and Time Firm Order Confirmation (FOC) for SI with LSR returned to CLEC
- b = Date and Time SI with LSR received

Average Interval = (c ÷ d)

- c = Sum of all FOC Timeliness Intervals
- d = Total number of SIs with LSRs received in the reporting period

Percent Within Interval = (e ÷ f) X 100

- e = Total number of Service Inquiries with LSRs received by the CRSG to distribution of FOC by the Local Carrier Service Center (LCSC)
- f = Total number of Service Inquiries with LSRs received in the reporting period

Report Structure

- CLEC Aggregate
- CLEC Specific
- Geographic Scope
 - State
 - Region
- Intervals
 - 0 – ≤ 3 days
 - >3 – ≤ 5 days
 - 0 – ≤ 5 days
 - >5 – ≤ 7 days
 - >7 – ≤ 10 days
 - >10 – ≤ 15 days
 - >15 days
- Average Interval measured in days

1. See O-9 for FOC Timeliness

Data Retained

Relating to CLEC Experience	Relating to BellSouth Experience
<ul style="list-style-type: none"> • Report Month • Total Number of Requests • SI Intervals • State and Region 	<ul style="list-style-type: none"> • Not Applicable

SQM Disaggregation - Analog/Benchmark

SQM LEVEL of Disaggregation	Retail Analog/Benchmark
<ul style="list-style-type: none"> • xDSL (includes UNE unbundled ADSL, HDSL and UNE Unbundled Copper Loops) • Unbundled Interoffice Transport 	<ul style="list-style-type: none"> • 95% Returned within 5 Business days

SEEM Measure

SEEM Measure		
No	Tier I	
	Tier II	
	Tier III	

SEEM Disaggregation - Analog/Benchmark

SEEM Disaggregation	SEEM Analog/Benchmark
<ul style="list-style-type: none"> • Not Applicable 	<ul style="list-style-type: none"> • Not Applicable

O-11: Firm Order Confirmation and Reject Response Completeness

Definition

A response is expected from BellSouth for every Local Service Request transaction (version). More than one response or differing responses per transaction is not expected. Firm Order Confirmation and Reject Response Completeness is the corresponding number of Local Service Requests received to the combination of Firm Order Confirmation and Reject Responses.

Exclusions

- Service Requests canceled by the CLEC prior to FOC or Rejected/Clarified
- Non-Mechanized LSRs
- Scheduled OSS Maintenance

Business Rules

Mechanized – The number of FOCs or Auto Clarifications sent to the CLEC from LENS, EDI, TAG in response to electronically submitted LSRs (date and time stamp in LENS, EDI, TAG).

Partially Mechanized – The number of FOCs or Rejects sent to the CLEC from LENS, EDI, TAG in response to electronically submitted LSRs (date and time stamp in LENS, EDI, TAG), which fall out for manual handling by the LCSC personnel.

Total Mechanized – The number of the combination of Fully Mechanized and Partially Mechanized LSRs

Non-Mechanized – The number of FOCs or Rejects sent to the CLEC via FAX Server in response to manually submitted LSRs (date and time stamp in FAX Server).

Note: Manual (Non-Mechanized) LSRs have no version control by the very nature of the manual process, therefore, non-mechanized LSRs are not captured by this report.

For CLEC Results:

Firm Order Confirmation and Reject Response Completeness is determined in two dimensions:

Percent responses is determined by computing the number of Firm Order Confirmations and Rejects transmitted by BellSouth and dividing by the number of Local Service Requests (all versions) received in the reporting period.

Percent of multiple responses is determined by computing the number of Local Service Request unique versions receiving more than one Firm Order Confirmation, Reject or the combination of the two and dividing by the number of Local Service Requests (all versions) received in the reporting period.

Calculation

Single FOC/Reject Response Expected

Firm Order Confirmation / Reject Response Completeness = $(a \div b) \times 100$

- a = Total Number of Service Requests for which a Firm Order Confirmation or Reject is Sent
- b = Total Number of Service Requests Received in the Report Period

Multiple or Differing FOC / Reject Responses Not Expected

Response Completeness = $[(a + b) \div c] \times 100$

- a = Total Number of Firm Order Confirmations Per LSR Version
- b = Total Number of Reject Responses Per LSR Version
- c = Total Number of Service Requests (All Versions) Received in the Reporting Period

Report Structure

Fully Mechanized, Partially Mechanized, Total Mechanized, Non-Mechanized

- State and Region
- CLEC Specific
- CLEC Aggregate
- BellSouth Specific

Data Retained

Relating to CLEC Experience	Relating to BellSouth Experience
Report Month • Reject Interval • Total Number of LSRs • Total Number of Rejects	• Not Applicable

SQM Disaggregation - Analog/Benchmark

SQM LEVEL of Disaggregation	Retail Analog/Benchmark
<ul style="list-style-type: none"> • Resale Residence • Resale Business • Resale Design • Resale PBX • Resale Centrex • Resale ISDN • LNP Standalone • INP Standalone • 2W Analog Loop Design • 2W Analog Loop Non – Design • 2W Analog Loop w/ INP Design • 2W Analog Loop w/ INP Non – Design • 2W Analog Loop w/ LNP Design • 2W Analog Loop w/ LNP Non – Design • UNE Loop and Port Combinations • Switch Ports • UNE Combination Other • UNE xDSL (ADSL, HDSL, UCL) • Line Sharing • UNE ISDN Loops • UNE Other Design • UNE Other Non - Design • Local Interoffice Transport • Local Interconnection Trunks 	<ul style="list-style-type: none"> • 95% Returned

SEEM Measure

SEEM Measure		
Yes	Tier I	X
	Tier II	X
	Tier III	

SEEM Disaggregation - Analog/Benchmark

SEEM Disaggregation	SEEM Analog/Benchmark
<ul style="list-style-type: none"> • Fully Mechanized 	<ul style="list-style-type: none"> • 95% Returned

O-12: Speed of Answer in Ordering Center

Definition

Measures the average time a customer is in queue.

Exclusions

None

Business Rules

The clock starts when the appropriate option is selected (i.e., 1 for Resale Consumer, 2 for Resale Multiline, and 3 for UNE-LNP, etc.) and the call enters the queue for that particular group in the LCSC. The clock stops when a BellSouth service representative in the LCSC answers the call. The speed of answer is determined by measuring and accumulating the elapsed time from the entry of a CLEC call into the BellSouth automatic call distributor (ACD) until a service representative in BellSouth's Local Carrier Service Center (LCSC) answers the CLEC call.

Calculation

Speed of Answer in Ordering Center = $(a \div b)$

- a = Total seconds in queue
- b = Total number of calls answered in the Reporting Period

Report Structure

Aggregate

- CLEC – Local Carrier Service Center
- BellSouth
 - Business Service Center
 - Residence Service Center

Note: Combination of Residence Service Center and Business Service Center data.

Data Retained

Relating to CLEC Experience	Relating to BellSouth Performance
<ul style="list-style-type: none"> • Mechanized tracking through LCSC Automatic Call Distributor 	<ul style="list-style-type: none"> • Mechanized tracking through BellSouth Retail center support system.

SQM Disaggregation - Analog/Benchmark

SQM LEVEL of Disaggregation	Retail Analog/Benchmark
Aggregate <ul style="list-style-type: none"> • CLEC – Local Carrier Service Center • BellSouth <ul style="list-style-type: none"> - Business Service Center - Residence Service Center 	<ul style="list-style-type: none"> • Parity with Retail

SEEM Measure

SEEM Measure		
No	Tier I	
	Tier II	
	Tier III	

SEEM Disaggregation - Analog/Benchmark

SEEM Disaggregation	SEEM Analog/Benchmark
• Not Applicable	• Not Applicable

O-13: LNP-Percent Rejected Service Requests

Definition

Percent Rejected Service Request is the percent of total Local Service Requests (LSRs) which are rejected due to error or omission. An LSR is considered valid when it is electronically submitted by the CLEC and passes LNP Gateway edit checks to insure the data received is correctly formatted and complete, i.e., fatal rejects are never accepted and, therefore, are not included.

Exclusions

- Service Requests canceled by the CLEC
- Scheduled OSS Maintenance

Business Rules

An LSR is considered “rejected” when it is submitted electronically but does not pass edit checks in the ordering systems (EDI, TAG, LNP Gateway, LAUTO) and is returned to the CLEC without manual intervention.

Fully Mechanized: There are two types of “Rejects” in the Fully Mechanized category:

A **Fatal Reject** occurs when a CLEC attempts to electronically submit an LSR (via EDI or TAG) but required fields are not populated correctly and the request is returned to the CLEC.

Fatal rejects are reported in a separate column, and for informational purposes ONLY. They are not considered in the calculation of the percent of total LSRs rejected or the total number of rejected LSRs.

An **Auto Clarification** is a valid LSR which is electronically submitted (via EDI or TAG), but is rejected from LAUTO because it does not pass further edit checks for order accuracy. Auto Clarifications are returned without manual intervention.

Partially Mechanized: A valid LSR which is electronically submitted (via EDI or TAG), but cannot be processed electronically due to a CLEC error and “falls out” for manual handling. It is then put into “clarification”, and sent back (rejected) to the CLEC.

Total Mechanized: Combination of Fully Mechanized and Partially Mechanized rejects.

Non-Mechanized: A valid LSR which is faxed or mailed to the BellSouth LCSC.

Calculation

LNP-Percent Rejected Service Requests = $(a \div b) \times 100$

- a = Number of Service Requests Rejected in the Reporting Period
- b = Number of Service Requests Received in the Reporting Period

Report Structure

- Fully Mechanized, Partially Mechanized, Total Mechanized, Non-Mechanized
- CLEC Specific
- CLEC Aggregate

Data Retained

Relating to CLEC Experience	Relating to BellSouth Experience
<ul style="list-style-type: none"> • Not Applicable 	<ul style="list-style-type: none"> • Not Applicable

SQM Disaggregation - Analog/Benchmark

SQM LEVEL of Disaggregation	Retail Analog/Benchmark
<ul style="list-style-type: none"> • LNP • UNE Loop w/LNP 	<ul style="list-style-type: none"> • Diagnostic

SEEM Measure

SEEM Measure		
No	Tier I	
	Tier II	
	Tier III	

SEEM Disaggregation - Analog/Benchmark

SEEM Disaggregation	SEEM Analog/Benchmark
• Not Applicable	• Not Applicable

O-14: LNP-Reject Interval Distribution & Average Reject Interval

Definition

Reject Interval is the average reject time from receipt of an LSR to the distribution of a Reject. An LSR is considered valid when it is electronically submitted by the CLEC and passes LNP Gateway edit checks to insure the data received is correctly formatted and complete.

Exclusions

- Service Requests canceled by the CLEC
- Designated Holidays are excluded from the interval calculation.
- LSRs which are identified and classified as “Projects”.
- The following hours for Partially mechanized and Non-mechanized LSRs are excluded from the interval calculation:

Residence Resale Group – Monday through Saturday 7:00PM until 7:00AM
From 7:00 PM Saturday until 7:00 AM Monday

Business Resale, Complex, UNE Groups – Monday through Friday 6:00PM until 8:00AM
From 6:00 PM Friday until 8:00 AM Monday.

The hours excluded will be altered to reflect changes in the Center operating hours. The LCSC will accept faxed LSRs only during posted hours of operation.

The interval will be the amount of time accrued from receipt of the LSR until normal closing of the center if an LSR is worked using overtime hours.

In the case of a Partially Mechanized LSR received and worked after normal business hours, the interval will be set at one (1) minute.

- Scheduled OSS Maintenance

Business Rules

The Reject interval is determined for each rejected LSR processed during the reporting period. The Reject interval is the elapsed time from when BellSouth receives LSR until that LSR is rejected back to the CLEC. Elapsed time for each LSR is accumulated for each reporting dimension. The accumulated time for each reporting dimension is then divided by the associated total number of rejected LSRs to produce the reject interval distribution.

An LSR is considered “rejected” when it is submitted electronically but does not pass edit checks in the ordering systems (EDI, TAG, LNP Gateway, LAUTO) and is returned to the CLEC without manual intervention.

Fully Mechanized: There are two types of “Rejects” in the Fully Mechanized category:

A **Fatal Reject** occurs when a CLEC attempts to electronically submit an LSR but required fields are not populated correctly and the request is returned to the CLEC.

An **Auto Clarification** is a valid LSR which is electronically submitted (via EDI or TAG), but is rejected from LAUTO because it does not pass further edit checks for order accuracy. Auto Clarifications are returned without manual intervention.

Partially Mechanized: A valid LSR which electronically submitted (via EDI or TAG), but cannot be processed electronically due to a CLEC error and “falls out” for manual handling. It is then put into “clarification”, and sent back to the CLEC.

Total Mechanized: Combination of Fully Mechanized and Partially Mechanized rejects.

Non-Mechanized: A valid LSR which is faxed or mailed to the BellSouth LCSC.

Calculation

Reject Interval = (a - b)

- a = Date & Time of Service Request Rejection
- b = Date & Time of Service Request Receipt

Average Reject Interval = (c ÷ d)

- c = Sum of all Reject Intervals
- d = Total Number of Service Requests Rejected in Reporting Period

Reject Interval Distribution = $(e \div f) \times 100$

- e = Service Requests Rejected in reported interval
- f = Total Number of Service Requests Rejected in Reporting Period

Report Structure

Fully Mechanized, Partially Mechanized, Total Mechanized, Non-Mechanized

- CLEC Specific
- CLEC Aggregate
- State, Region
- Fully Mechanized:
 - 0 - ≤ 4 minutes
 - >4 - ≤ 8 minutes
 - >8 - ≤ 12 minutes
 - >12 - ≤ 60 minutes
 - 0 - ≤ 1 hour
 - >1 - ≤ 4 hours
 - >4 - ≤ 8 hours
 - >8 - ≤ 12 hours
 - >12 - ≤ 16 hours
 - >16 - ≤ 20 hours
 - >20 - ≤ 24 hours
 - > 24 hours
- Partially Mechanized:
 - 0 - ≤ 1 hour
 - >1 - ≤ 4 hours
 - >4 - ≤ 8 hours
 - >8 - ≤ 10 hours
 - 0 - ≤ 10 hours
 - >10 - ≤ 18 hours
 - 0 - ≤ 18 hours
 - >18 - ≤ 24 hours
 - > 24 hours
- Non-Mechanized:
 - 0 - ≤ 1 hour
 - >1 - ≤ 4 hours
 - >4 - ≤ 8 hours
 - >8 - ≤ 12 hours
 - >12 - ≤ 16 hours
 - >16 - ≤ 20 hours
 - >20 - ≤ 24 hours
 - 0 - ≤ 24 hours
 - >24 hours
- Average Interval in Days or Hours

Data Retained

Relating to CLEC Experience	Relating to BellSouth Experience
<ul style="list-style-type: none"> • Report Month • Reject Interval • Total Number of LSRs • Total number of Rejects • State and Region 	<ul style="list-style-type: none"> • Not Applicable

SQM Disaggregation - Analog/Benchmark

SQM LEVEL of Disaggregation	Retail Analog/Benchmark
<ul style="list-style-type: none"> • LNP • UNE Loop with LNP 	<ul style="list-style-type: none"> • Mechanized: 97% within 1 Hour • Partially Mechanized: 85% within 24 Hours • Partially Mechanized: 85% within 18 Hours (05/01/01) • Partially Mechanized: 85% within 10 Hours (08/01/01) • Non-Mechanized: 85% within 24 Hours

SEEM Measure

SEEM Measure		
No	Tier I	
	Tier II	
	Tier III	

SEEM Disaggregation - Analog/Benchmark

SEEM Disaggregation	SEEM Analog/Benchmark
<ul style="list-style-type: none"> • Not Applicable 	<ul style="list-style-type: none"> • Not Applicable

O-15: LNP-Firm Order Confirmation Timeliness Interval Distribution & Firm Order Confirmation Average Interval

Definition

Interval for Return of a Firm Order Confirmation (FOC Interval) is the average response time from receipt of a valid LSR to distribution of a firm order confirmation.

Exclusions

- Rejected LSRs
- Designated Holidays are excluded from the interval calculation.
- LSRs which are identified and classified as “Projects”.
- The following hours for Partially Mechanized and Non-mechanized LSRs are excluded from the interval calculation:

Residence Resale Group – Monday through Saturday 7:00PM until 7:00AM

From 7:00 PM Saturday until 7:00 AM Monday.

Business Resale, Complex, UNE Groups – Monday through Friday 6:00PM until 8:00AM

From 6:00 PM Friday until 8:00 AM Monday.

The hours excluded will be altered to reflect changes in the Center operating hours. The LCSC will accept faxed LSRs only during posted hours of operation.

The interval will be the amount of time accrued from receipt of the LSR until normal closing of the center if an LSR is worked using overtime hours.

In the case of a Partially Mechanized LSR received and worked after normal business hours, the interval will be set at one (1) minute.

- Scheduled OSS Maintenance.

Business Rules

- **Fully Mechanized:** The elapsed time from receipt of a valid electronically submitted LSR (date and time stamp in EDI, LENS or TAG) until the LSR is processed, appropriate service orders are generated and a Firm Order Confirmation is returned to the CLEC via EDI, LENS or TAG.
- **Partially Mechanized:** The elapsed time from receipt of a valid electronically submitted LSR (date and time stamp in EDI, LENS, or TAG) which falls out for manual handling until appropriate service orders are issued by a BellSouth service representative via Direct Order Entry (DOE) or Service Order Negotiation Generation System (SONGS) to SOCS and a Firm Order Confirmation is returned to the CLEC via EDI, LENS, or TAG.
- **Total Mechanized:** Combination of Fully Mechanized and Partially Mechanized LSRs which are electronically submitted by the CLEC.
- **Non-Mechanized:** The elapsed time from receipt of a valid paper LSR (date and time stamp of FAX or date and time paper LSRs received in LCSC) until appropriate service orders are issued by a BellSouth service representative via Direct Order Entry (DOE) or Service Order Negotiation Generation System (SONGS) to SOCS and a Firm Order Confirmation is sent to the CLEC via LON.

Calculation

Firm Order Confirmation Interval = (a - b)

- a = Date & Time of Firm Order Confirmation
- b = Date & Time of Service Request Receipt)

Average FOC Interval = (c ÷ d)

- c = Sum of all FOC Intervals
- d = Total Number of Service Requests Confirmed in Reporting Period

FOC Interval Distribution (for each interval) = (e ÷ f) X 100

- e = Service Requests Confirmed in interval
- f = Total Service Requests Confirmed in the Reporting Period

Report Structure

Fully Mechanized, Partially Mechanized, Total Mechanized, Non-Mechanized

- CLEC Specific
- CLEC Aggregate
- State and Region
- Fully Mechanized:
 - 0 - ≤15 minutes
 - >15 - ≤ 30 minutes
 - >30 - ≤ 45 minutes
 - >45 - ≤ 60 minutes
 - >60 - ≤ 90 minutes
 - >90 - ≤ 120 minutes
 - >120 - ≤ 180 minutes
 - 0 - ≤ 3 hours
 - >3 - ≤ 6 hours
 - >6 - ≤ 12 hours
 - >12 - ≤ 24 hours
 - >24 - ≤ 48 hours
 - >48 hours
- Partially Mechanized:
 - 0 - ≤ 4 hours
 - >4 - ≤ 8 hours
 - >8 - ≤ 10 hours
 - 0 - ≤ 10 hours
 - >10 - ≤ 18 hours
 - 0 - ≤ 18 hours
 - >18 - ≤ 24 hours
 - 0 - ≤ 24 hours
 - >24 - ≤ 48 hours
 - > 48 hours
- Non-Mechanized:
 - 0 - ≤ 4 hours
 - >4 - ≤ 8 hours
 - >8 - ≤ 12 hours
 - >12 - ≤ 16 hours
 - >16 - ≤ 20 hours
 - >20 - ≤ 24 hours
 - >24 - ≤ 36 hours
 - 0 - ≤ 36 hours
 - >36 - ≤ 48 hours
 - >48 hours

Data Retained

Relating to CLEC Experience	Relating to BellSouth Experience
Report Month <ul style="list-style-type: none"> • Total Number of LSRs • Total Number of FOCs • State and Region 	<ul style="list-style-type: none"> • Not Applicable

SQM Disaggregation - Analog/Benchmark

SQM LEVEL of Disaggregation	Retail Analog/Benchmark
<ul style="list-style-type: none"> • LNP • UNE Loop with LNP 	<ul style="list-style-type: none"> • Mechanized: 95% within 3 Hours • Partially Mechanized: 85% within 24 Hours • Partially Mechanized: 85% within 18 Hours (05/01/01) • Partially Mechanized: 85% within 10 Hours (08/01/01) • Non-Mechanized: 85% within 36 hours

SEEM Measure

SEEM Measure		
No	Tier I	
	Tier II	
	Tier III	

SEEM Disaggregation - Analog/Benchmark

SEEM Disaggregation	SEEM Analog/Benchmark
<ul style="list-style-type: none"> • Not Applicable 	<ul style="list-style-type: none"> • Not Applicable

Section 3: Provisioning

P-1: Mean Held Order Interval & Distribution Intervals

Definition

When delays occur in completing CLEC orders, the average period that CLEC orders are held for BellSouth reasons, pending a delayed completion, should be no worse for the CLEC when compared to BellSouth delayed orders. Calculation of the interval is the total days orders are held and pending but not completed that have passed the currently committed due date; divided by the total number of held orders. This report is based on orders still pending, held and past their committed due date at the close of the reporting period. The distribution interval is based on the number of orders held and pending but not completed over 15 and 90 days. (Orders reported in the >90 day interval are also included in the >15 day interval.)

Exclusions

- Order Activities of BellSouth or the CLEC associated with internal or administrative use of local services (Record Orders, Listing Orders, Test Orders, etc.)
- Disconnect (D) & From (F) orders
- Orders with appointment code of 'A' for Rural orders.

Business Rules

Mean Held Order Interval: This metric is computed at the close of each report period. The held order interval is established by first identifying all orders, at the close of the reporting interval, that both have not been reported as completed in SOCS and have passed the currently committed due date for the order. For each such order, the number of calendar days between the earliest committed due date on which BellSouth had a company missed appointment and the close of the reporting period is established and represents the held order interval for that particular order. The held order interval is accumulated by the standard groupings, unless otherwise noted, and the reason for the order being held. The total number of days accumulated in a category is then divided by the number of held orders within the same category to produce the mean held order interval. The interval is by calendar days with no exclusions for Holidays or Sundays.

CLEC Specific reporting is by type of held order (facilities, equipment, other), total number of orders held, and the total and average days.

Held Order Distribution Interval: This measure provides data to report total days held and identifies these in categories of >15 days and > 90 days. (Orders counted in >90 days are also included in > 15 days).

Calculation

Mean Held Order Interval = $a \div b$

- a = Sum of held-over-days for all Past Due Orders Held for the reporting period
- b = Number of Past Due Orders Held and Pending But Not Completed and past the committed due date

Held Order Distribution Interval (for each interval) = $(c \div d) \times 100$

- c = # of Orders Held for ≥ 15 days or # of Orders Held for ≥ 90 days
- d = Total # of Past Due Orders Held and Pending But Not Completed)

Report Structure

- CLEC Specific
- CLEC Aggregate
- BellSouth Aggregate
- Circuit Breakout < 10, ≥ 10 (except trunks)

Data Retained

Relating to CLEC Experience	Relating to BellSouth Performance
<ul style="list-style-type: none"> • Report month • CLEC Order Number and PON (PON) • Order Submission Date (TICKET_ID) • Committed Due Date (DD) • Service Type (CLASS_SVC_DESC) • Hold Reason • Total line/circuit count • Geographic Scope <p>Note: Code in parentheses is the corresponding header found in the raw data file.</p>	<ul style="list-style-type: none"> • Report month • BellSouth Order Number • Order Submission Date • Committed Due Date • Service Type • Hold Reason • Total line/circuit count • Geographic Scope

SQM Disaggregation - Analog/Benchmark

SQM LEVEL of Disaggregation	SQM Retail Analog/Benchmark
• Resale Residence	• Retail Residence
• Resale Business	• Retail Business
• Resale Design	• Retail Design
• Resale PBX	• Retail PBX
• Resale Centrex	• Retail Centrex
• Resale ISDN	• Retail ISDN
• LNP (Standalone)	• Retail Residence and Business (POTS)
• INP (Standalone)	• Retail Residence and Business (POTS)
• 2W Analog Loop Design	• Retail Residence and Business Dispatch
• 2W Analog Loop-Non-Design	• Retail Residence and Business - POTS Excluding Switch-Based Orders
• 2W Analog Loop w/LNP - Design	• Retail Residence and Business Dispatch
• 2W Analog Loop w/LNP- Non-Design	• Retail Residence and Business - POTS Excluding Switch-Based Orders
• 2W Analog Loop w/INP-Design	• Retail Residence and Business Dispatch
• 2W Analog Loop w/INP-Non-Design	• Retail Residence and Business - POTS Excluding Switch-Based Orders
• UNE Digital Loop < DS1	• Retail Digital Loop < DS1
• UNE Digital Loop ≥ DS1	• Retail Digital Loop ≥ DS1
• UNE Loop + Port Combinations	• Retail Residence and Business
• UNE Switch Ports	• Retail Residence and Business (POTS)
• UNE Combo Other	• Retail Residence, Business and Design Dispatch
• UNE xDSL (HDSL, ADSL and UCL)	• ADSL Provided to Retail
• UNE ISDN	• Retail ISDN - BRI
• UNE Line Sharing	• ADSL Provided to Retail
• UNE Other Design	• Retail Design
• UNE Other Non-Design	• Retail Residence and Business
• Local Transport (Unbundled Interoffice Transport)	• Retail DS1/DS3 Interoffice
• Local Interconnection Trunks	• Parity with Retail

SEEM Measure

SEEM Measure		
No	Tier I	
	Tier II	
	Tier III	

SEEM Disaggregation - Analog/Benchmark

SEEM Disaggregation	SEEM Analog/Benchmark
• Not Applicable	• Not Applicable

P-2: Average Jeopardy Notice Interval & Percentage of Orders Given Jeopardy Notices

Definition

When BellSouth can determine in advance that a committed due date is in jeopardy for facility delay, it will provide advance notice to the CLEC.

The interval is from the date/time the notice is released to the CLEC/BellSouth systems until 5pm on the commitment date of the order. The Percent of Orders is the percentage of orders given jeopardy notices for facility delay in the count of orders confirmed in the report period.

Exclusions

- Orders held for CLEC end user reasons
- Disconnect (D) & From (F) orders
- Non-Dispatch Orders

Business Rules

When BellSouth can determine in advance that a committed due date is in jeopardy for facility delay, it will provide advance notice to the CLEC. The number of committed orders in a report period is the number of orders that have a due date in the reporting period. Jeopardy notices for interconnection trunks results are usually zero as these trunks seldom experience facility delays. The Committed due date is considered the Confirmed due date. This report measures dispatched orders only. If an order is originally sent as non-dispatch and it is determined there is a facility delay, the order is converted to a dispatch code so the facility problem can be corrected. It will remain coded dispatched until completion.

Calculation

Jeopardy Interval = a - b

- a = Date and Time of Jeopardy Notice
- b = Date and Time of Scheduled Due Date on Service Order

Average Jeopardy Interval = c ÷ d

- c = Sum of all jeopardy intervals
- d = Number of Orders Notified of Jeopardy in Reporting Period

Percent of Orders Given Jeopardy Notice = (e ÷ f) X 100

- e = Number of Orders Given Jeopardy Notices in Reporting Period
- f = Number of Orders Confirmed (due) in Reporting Period

Report Structure

- CLEC Specific
- CLEC Aggregate
- BellSouth Aggregate
- Dispatch Orders
- Mechanized Orders
- Non-Mechanized Orders

Data Retained

Relating to CLEC Experience	Relating to BellSouth Performance
<ul style="list-style-type: none"> • Report Month • CLEC Order Number and PON • Date and Time Jeopardy Notice Sent • Committed Due Date • Service Type <p>Note: Code in parentheses is the corresponding header found in the raw data file.</p>	<ul style="list-style-type: none"> • Report Month • BellSouth Order Number • Date and Time Jeopardy Notice Sent • Committed Due Date • Service Type

SQM Disaggregation - Analog/Benchmark

SQM LEVEL of Disaggregation	SQM Retail Analog/Benchmark:
% Orders Given Jeopardy Notice	
• Resale Residence	• Retail Residence
• Resale Business	• Retail Business
• Resale Design	• Retail Design
• Resale PBX	• Retail PBX
• Resale Centrex	• Retail Centrex
• Resale ISDN	• Retail ISDN
• LNP (Standalone)	• Retail Residence and Business (POTS)
• INP (Standalone)	• Retail Residence and Business (POTS)
• 2W Analog Loop Design	• Retail Residence and Business Dispatch
• 2W Analog Loop Non-Design	• Retail Residence and Business - (POTS Excluding Switch-Based Orders)
• 2W Analog Loop w/LNP Design	• Retail Residence and Business Dispatch
• 2W Analog Loop w/LNP Non-Design	• Retail Residence and Business - (POTS Excluding Switch-Based Orders)
• 2W Analog Loop w/INP Design	• Retail Residence and Business Dispatch
• 2W Analog Loop w/INP Non-Design	• Retail Residence and Business (POTS Excluding Switch-Based Orders)
• UNE Digital Loop < DS1	• Retail Digital Loop < DS1
• UNE Digital Loop ≥ DS1	• Retail Digital Loop ≥ DS1
• UNE Loop + Port Combinations	• Retail Business and Residence
• UNE Switch Ports	• Retail Residence and Business (POTS)
• UNE Combo Other	• Retail Residence, Business and Design Dispatch
• UNE xDSL (HDSL, ADSL and UCL)	• ADSL Provided to Retail
• UNE ISDN	• Retail ISDN BRI
• UNE Line Sharing	• ADSL Provided to Retail
• UNE Other Design	• Retail Design
• UNE Other Non -Design	• Retail Residence and Business
• Local Transport (Unbundled Interoffice Transport)	• Retail DS1/DS3 Interoffice
• Local Interconnection Trunks	• Parity with Retail
• Average Jeopardy Notice Interval	• 95% ≥ 48 Hours

SEEM Measure

SEEM Measure		
No	Tier I	
	Tier II	
	Tier III	

SEEM Disaggregation - Analog/Benchmark

SEEM Disaggregation	SEEM Analog/Benchmark
• Not Applicable	• Not Applicable

P-3: Percent Missed Installation Appointments

Definition

“Percent missed installation appointments” monitors the reliability of BellSouth commitments with respect to committed due dates to assure that the CLEC can reliably quote expected due dates to their retail customer as compared to BellSouth. This measure is the percentage of total orders processed for which BellSouth is unable to complete the service orders on the committed due dates and reported for Total misses and End User Misses.

Exclusions

- Canceled Service Orders
- Order Activities of BellSouth or the CLEC associated with internal or administrative use of local services (Record Orders, Listing Orders Test Orders, etc.)
- Disconnect (D) & From (F) orders
- End User Misses on Local Interconnection Trunks

Business Rules

Percent Missed Installation Appointments (PMI) is the percentage of orders with completion dates in the reporting period that are past the original committed due date. Missed Appointments caused by end-user reasons will be included and reported separately. The first commitment date on the service order that is a missed appointment is the missed appointment code used for calculation whether it is a BellSouth missed appointment or an End User missed appointment. The “due date” is any time on the confirmed due date. Which means there cannot be a cutoff time for commitments, as certain types of orders are requested to be worked after standard business hours. Also, during Daylight Savings Time, field technicians are scheduled until 9PM in some areas and the customer is offered a greater range of intervals from which to select.

Calculation

$$\text{Percent Missed Installation Appointments} = (a \div b) \times 100$$

- a = Number of Orders with Completion date in Reporting Period past the Original Committed Due Date
- b = Number of Orders Completed in Reporting Period

Report Structure

- CLEC Specific
- CLEC Aggregate
- BellSouth Aggregate
- Report in Categories of <10 lines/circuits ≥ 10 lines/circuits (except trunks)
- Dispatch/No Dispatch

Report Explanation: The difference between End User MA and Total MA is the result of BellSouth caused misses. Here, Total MA is the total percent of orders missed either by BellSouth or CLEC end user. The End User MA represents the percentage of orders missed by the CLEC or their end user.

Data Retained

Relating to CLEC Experience	Relating to BellSouth Performance
<ul style="list-style-type: none"> • Report Month • CLEC Order Number and PON (PON) • Committed Due Date (DD) • Completion Date (CMPLTN DD) • Status Type • Status Notice Date • Standard Order Activity • Geographic Scope <p>Note: Code in parentheses is the corresponding header found in the raw data file.</p>	<ul style="list-style-type: none"> • Report Month • BellSouth Order Number • Committed Due Date (DD) • Completion Date (CMPLTN DD) • Status Type • Status Notice Date • Standard Order Activity • Geographic Scope

SQM Disaggregation - Analog/Benchmark

SQM LEVEL of Disaggregation	SQM Retail Analog/Benchmark
• Resale Residence	• Retail Residence
• Resale Business	• Retail Business
• Resale Design	• Retail Design
• Resale PBX	• Retail PBX
• Resale Centrex	• Retail Centrex
• Resale ISDN	• Retail ISDN
• LNP (Standalone)	• Retail Residence and Business (POTS)
• INP (Standalone)	• Retail Residence and Business (POTS)
• 2W Analog Loop Design	• Retail Residence and Business Dispatch
• 2W Analog Loop Non-Design - Dispatch - Non-Dispatch (Dispatch In)	• Retail Residence and Business - (POTS Excluding Switch-Based Orders) - Dispatch - Non-Dispatch (Dispatch In)
• 2W Analog Loop w/LNP Design	• Retail Residence and Business Dispatch
• 2W Analog Loop w/LNP Non-Design - Dispatch - Non-Dispatch (Dispatch In)	• Retail Residence and Business - (POTS Excluding Switch-Based Orders) - Dispatch - Non-Dispatch (Dispatch In)
• 2W Analog Loop w/INP Design	• Retail Residence and Business Dispatch
• 2W Analog Loop w/INP Non-Design - Dispatch - Non-Dispatch (Dispatch In)	• Retail Residence and Business (POTS Excluding Switch-Based Orders) - Dispatch - Non-Dispatch (Dispatch In)
• UNE Digital Loop < DS1	• Retail Digital Loop < DS1
• UNE Digital Loop ≥ DS1	• Retail Digital Loop ≥ DS1
• UNE Loop + Port Combinations - Dispatch Out - Non-Dispatch - Dispatch In - Switch-Based	• Retail Residence and Business - Dispatch Out - Non-Dispatch - Dispatch In - Switch-Based
• UNE Switch Ports	• Retail Residence and Business (POTS)
• UNE Combo Other - Dispatch - Non-Dispatch (Dispatch In)	• Retail Residence, Business and Design Dispatch (Including Dispatch Out and Dispatch In) - Dispatch - Non-Dispatch (Dispatch In)
• UNE xDSL (HDSL, ADSL and UCL)	• ADSL Provided to Retail
• UNE ISDN	• Retail ISDN - BRI
• UNE Line Sharing	• ADSL Provided to Retail
• UNE Other Design	• Retail Design
• UNE Other Non - Design	• Retail Residence and Business
• Local Transport (Unbundled Interoffice Transport)	• Retail DS1/DS3 Interoffice
• Local Interconnection Trunks	• Parity with Retail

SEEM Measure

SEEM Measure		
Yes	Tier I	X
	Tier II	X
	Tier III	X

SEEM Disaggregation - Analog/Benchmark

SEEM Disaggregation	SEEM Analog/Benchmark
• Resale POTS	• Retail Residence and Business (POTS)
• Resale Design	• Retail Design
• UNE Loop + Port Combinations	• Retail Residence and Business
• UNE Loops	• Retail Residence and Business Dispatch
• UNE xDSL	• ADSL Provided to Retail
• UNE Line Sharing	• ADSL Provided to Retail
• Local Interconnection Trunks	• Parity with Retail

P-4: Average Completion Interval (OCI) & Order Completion Interval Distribution

Definition

The “average completion interval” measure monitors the interval of time it takes BellSouth to provide service for the CLEC or its own customers. The “Order Completion Interval Distribution” provides the percentages of orders completed within certain time periods. This report measures how well BellSouth meets the interval offered to customers on service orders.

Exclusions

- Canceled Service Orders
- Order Activities of BellSouth or the CLEC associated with internal or administrative use of local services (Record Orders, Listing Orders, Test Orders, etc.)
- Disconnect (D&F) orders (Except “D” orders associated with LNP Standalone)
- “L” Appointment coded orders (where the customer has requested a later than offered interval)

Business Rules

The actual completion interval is determined for each order processed during the reporting period. The completion interval is the elapsed time from when BellSouth issues a FOC or SOCS date time stamp receipt of an order from the CLEC to BellSouth’s actual order completion date. This includes all delays for BellSouth’s CLEC/End Users. The clock starts when a valid order number is assigned by SOCS and stops when the technician or system completes the order in SOCS. Elapsed time for each order is accumulated for each reporting dimension. The accumulated time for each reporting dimension is then divided by the associated total number of orders completed. Orders that are worked on zero due dates are calculated with a .33-day interval (8 hours) in order to report a portion of a day interval. These orders are issued and worked/completed on the same day. They can be either flow through orders (no field work-non-dispatched) or field orders (dispatched).

The interval breakout for UNE and Design is: 0-5 = 0-4.99, 5-10 = 5-9.99, 10-15 = 10-14.99, 15-20 = 15- 19.99, 20-25 = 20-24.99, 25-30 = 25-29.99, $\geq 30 = 30$ and greater.

Calculation

Completion Interval = (a - b)

- a = Completion Date
- b = Order Issue Date

Average Completion Interval = (c \div d)

- c = Sum of all Completion Intervals
- d = Count of Orders Completed in Reporting Period

Order Completion Interval Distribution (for each interval) = (e \div f) X 100

- e = Service Orders Completed in “X” days
- f = Total Service Orders Completed in Reporting Period

Report Structure

- CLEC Specific
- CLEC Aggregate
- BellSouth Aggregate
- Dispatch / No Dispatch categories applicable to all levels except trunks
- Residence & Business reported in day intervals = 0,1,3,4,5,5+
- UNE and Design reported in day intervals =0-5,5-10,10-15,15-20,20-25,25-30, ≥ 30
- All Levels are reported <10 line/circuits; ≥ 10 line/circuits (except trunks)
- ISDN Orders included in Non-Design

Data Retained

Relating to CLEC Experience	Relating to BellSouth Performance
<ul style="list-style-type: none"> • Report Month • CLEC Company Name • Order Number (PON) • Application Date & Time (TICKET_ID) • Completion Date (CMLPTN_DT) • Service Type (CLASS_SVC_DESC) • Geographic Scope <p>Note: Code in parentheses is the corresponding header found in the raw data file.</p>	<ul style="list-style-type: none"> • Report Month • BellSouth Order Number • Application Date & Time • Order Completion Date & Time • Service Type • Geographic Scope

SQM Disaggregation - Analog/Benchmark

SQM LEVEL of Disaggregation	SQM Retail Analog/Benchmark
• Resale Residence	• Retail Residence
• Resale Business	• Retail Business
• Resale Design	• Retail Design
• Resale PBX	• Retail PBX
• Resale Centrex	• Retail Centrex
• Resale ISDN	• Retail ISDN
• LNP (Standalone)	• Retail Residence and Business (POTS)
• INP (Standalone)	• Retail Residence and Business (POTS)
• 2W Analog Loop Design	• Retail Residence and Business Dispatch
• 2W Analog Loop Non-Design <ul style="list-style-type: none"> - Dispatch - Non-Dispatch (Dispatch In) 	• Retail Residence and Business - (POTS Excluding Switch-Based Orders) <ul style="list-style-type: none"> - Dispatch - Non-Dispatch (Dispatch In)
• 2W Analog Loop w/LNP Design	• Retail Residence and Business Dispatch
• 2W Analog Loop w/LNP Non-Design <ul style="list-style-type: none"> - Dispatch - Non-Dispatch (Dispatch In) 	• Retail Residence and Business - (POTS Excluding Switch-Based Orders) <ul style="list-style-type: none"> - Dispatch - Non-Dispatch (Dispatch In)
• 2W Analog Loop w/INP Design	• Retail Residence and Business Dispatch
• 2W Analog Loop w/INP Non-Design <ul style="list-style-type: none"> - Dispatch - Non-Dispatch (Dispatch In) 	• Retail Residence and Business - (POTS Excluding Switch-Based Orders) <ul style="list-style-type: none"> - Dispatch - Non-Dispatch (Dispatch In)
• UNE Digital Loop < DS1	• Retail Digital Loop < DS1
• UNE Digital Loop ≥ DS1	• Retail Digital Loop ≥ DS1
• UNE Loop + Port Combinations <ul style="list-style-type: none"> - Dispatch Out - Non-Dispatch - Dispatch In - Switch-Based 	• Retail Residence and Business <ul style="list-style-type: none"> - Dispatch Out - Non-Dispatch - Dispatch In - Switch-Based
• UNE Switch Ports	• Retail Residence and Business (POTS)

SQM LEVEL of Disaggregation	SQM Retail Analog/Benchmark
<ul style="list-style-type: none"> • UNE Combo Other <ul style="list-style-type: none"> - Dispatch - Non-Dispatch (Dispatch In) 	<ul style="list-style-type: none"> • Retail Residence, Business and Design Dispatch (Including Dispatch Out and Dispatch In) <ul style="list-style-type: none"> - Dispatch - Non-Dispatch (Dispatch In)
• UNE xDSL (HDSL, ADSL and UCL) without conditioning	• 7 Days
• UNE xDSL (HDSL, ADSL and UCL) with conditioning	• 14 Days
• UNE ISDN	• Retail ISDN BRI
• UNE Line Sharing	• ADSL Provided to Retail
• UNE Other Design	• Retail Design
• UNE Other Non-Design	• Retail Residence and Business
• Local Transport (Unbundled Interoffice Transport)	• Retail DS1/DS3 Interoffice
• Local Interconnection Trunks	• Parity with Retail

SEEM Measure

SEEM Measure		
Yes	Tier I	X
	Tier II	X
	Tier III	X

SEEM Disaggregation - Analog/Benchmark

SEEM Disaggregation	SEEM Analog/Benchmark
• Resale POTS	• Retail Residence and Business (POTS)
• Resale Design	• Retail Design
• UNE Loop + Port Combinations	• Retail Residence and Business
• UNE Loops	• Retail Residence and Business Dispatch
• UNE xDSL without conditioning	• 7 Days
• UNE xDSL with conditioning	• 14 Days
• UNE Line Sharing	• ADSL Provided to Retail
• Local Interconnection Trunks	• Parity with Retail

P-5: Average Completion Notice Interval

Definitions

The Completion Notice Interval is the elapsed time between the BellSouth reported completion of work and the issuance of a valid completion notice to the CLEC.

Exclusions

- Cancelled Service Orders
- Order Activities of BellSouth or the CLEC associated with internal or administrative use of local services (Record Orders, Listing Orders, Test Orders, etc.)
- D&F orders (Exception: "D" orders associated with LNP Standalone)

Business Rules

Measurement on interval of completion date and time entered by a field technician on dispatched orders, and 5PM start time on the due date for non-dispatched orders; to the release of a notice to the CLEC/BellSouth of the completion status. The field technician notifies the CLEC the work was complete and then he/she enters the completion time stamp information in his/her computer. This information switches through to the SOCS systems either completing the order or rejecting the order to the Work Management Center (WMC). If the completion is rejected, it is manually corrected and then completed by the WMC. The notice is returned on each individual order.

The start time for all orders is the completion stamp either by the field technician or the 5PM due date stamp; the end time for mechanized orders is the time stamp the notice was transmitted to the CLEC interface (LENS, EDI, OR TAG). For non-mechanized orders the end timestamp will be timestamp of order update to C-SOTS system.

Calculation

Completion Notice Interval = (a - b)

- a = Date and Time of Notice of Completion
- b = Date and Time of Work Completion

Average Completion Notice Interval = c ÷ d

- c = Sum of all Completion Notice Intervals
- d = Number of Orders with Notice of Completion in Reporting Period

Report Structure

- CLEC Specific
- CLEC Aggregate
- BellSouth Aggregate
- Mechanized Orders
- Non-Mechanized Orders
- Reporting intervals in Hours; 0,1-2,2-4,4-8,8-12,12-24, ≥ 24 plus Overall Average Hour Interval (The categories are inclusive of these time intervals: 0-1 = 0.99; 1-2 = 1-1.99; 2-4 = 2-3.99, etc.)
- Reported in categories of <10 line / circuits; ≥ 10 line/circuits (except trunks)

Data Retained

Relating to CLEC Experience	Relating to BellSouth Performance
<ul style="list-style-type: none"> • Report Month • CLEC Order Number (so_nbr) • Work Completion Date (cmpltn_dt) • Work Completion Time • Completion Notice Availability Date • Completion Notice Availability Time • Service Type • Geographic Scope <p>Note: Code in parentheses is the corresponding header found in the raw data file.</p>	<ul style="list-style-type: none"> • Report Month • BellSouth Order Number (so_nbr) • Work Completion Date (cmpltn_dt) • Work Completion Time • Completion Notice Availability Date • Completion Notice Availability Time • Service Type • Geographic Scope <p>NOTE: Code in parentheses is the corresponding header found in the raw data file.</p>

SQM Disaggregation - Analog/Benchmark

SQM LEVEL of Disaggregation	SQM Retail Analog/Benchmark
• Resale Residence	• Retail Residence
• Resale Business	• Retail Business
• Resale Design	• Retail Design
• Resale PBX	• Retail PBX
• Resale Centrex	• Retail Centrex
• Resale ISDN	• Retail ISDN
• LNP (Standalone)	• Retail Residence and Business (POTS)
• INP (Standalone)	• Retail Residence and Business (POTS)
• 2W Analog Loop Design	• Retail Residence and Business Dispatch
• 2W Analog Loop Non-Design - Dispatch - Non-Dispatch (Dispatch In)	• Retail Residence and Business - (POTS Excluding Switch-Based Orders) - Dispatch - Non-Dispatch (Dispatch In)
• 2W Analog Loop w/LNP Design	• Retail Residence and Business Dispatch
• 2W Analog Loop w/LNP Non-Design - Dispatch - Non-Dispatch (Dispatch In)	• Retail Residence and Business - (POTS Excluding Switch-Based Orders) - Dispatch - Non-Dispatch (Dispatch In)
• 2W Analog Loop w/INP Design	• Retail Residence and Business Dispatch
• 2W Analog Loop w/INP Non-Design - Dispatch - Non-Dispatch (Dispatch In)	• Retail Residence and Business (POTS Excluding Switch-Based Orders) - Dispatch - Non-Dispatch (Dispatch In)
• UNE Digital Loop < DS1	• Retail Digital Loop < DS1
• UNE Digital Loop ≥ DS1	• Retail Digital Loop ≥ DS1
• UNE Loop + Port Combinations - Dispatch Out - Non-Dispatch - Dispatch In - Switch-Based	• Retail Residence and Business - Dispatch Out - Non-Dispatch - Dispatch In - Switch-Based
• UNE Switch Ports	• Retail Residence and Business (POTS)

SQM LEVEL of Disaggregation	SQM Retail Analog/Benchmark
<ul style="list-style-type: none"> • UNE Combo Other <ul style="list-style-type: none"> - Dispatch - Non-Dispatch (Dispatch In) 	<ul style="list-style-type: none"> • Retail Residence, Business and Design Dispatch (Including Dispatch Out and Dispatch In) <ul style="list-style-type: none"> - Dispatch - Non-Dispatch (Dispatch In)
<ul style="list-style-type: none"> • UNE xDSL (HDSL, ADSL and UCL) 	<ul style="list-style-type: none"> • ADSL Provided to Retail
<ul style="list-style-type: none"> • UNE ISDN 	<ul style="list-style-type: none"> • Retail ISDN BRI
<ul style="list-style-type: none"> • UNE Line Sharing 	<ul style="list-style-type: none"> • ADSL Provided to Retail
<ul style="list-style-type: none"> • UNE Other Design 	<ul style="list-style-type: none"> • Retail Design
<ul style="list-style-type: none"> • UNE Other Non-Design 	<ul style="list-style-type: none"> • Retail Residence and Business
<ul style="list-style-type: none"> • Local Transport (Unbundled Interoffice Transport) 	<ul style="list-style-type: none"> • Retail DS1/DS3 Interoffice
<ul style="list-style-type: none"> • Local Interconnection Trunks 	<ul style="list-style-type: none"> • Parity with Retail

SEEM Measure

SEEM Measure		
No	Tier I	
	Tier II	
	Tier III	

SEEM Disaggregation - Analog/Benchmark

SEEM Disaggregation	SEEM Analog/Benchmark
<ul style="list-style-type: none"> • Not Applicable 	<ul style="list-style-type: none"> • Not Applicable

P-6: % Completions/Attempts without Notice or < 24 hours Notice

Definition

This Report measures the interval from the FOC end timestamp on the LSR until 5:00 P.M. on the original committed due date of a service order. The purpose of this measure is to report if BellSouth is returning a FOC to the CLEC in time for the CLEC to notify their customer of the scheduled date.

Exclusions

“0” dated orders or any request where the subscriber requested an earlier due date of < 24 hours prior to the original commitment date, or any LSR received < 24 hours prior to the original commitment date.

Business Rules

For CLEC Results:

Calculation would exclude any successful or unsuccessful service delivery where the CLEC was informed at least 24 hours in advance. BellSouth may also exclude from calculation any LSRs received from the requesting CLEC with less than 24 hour notice prior to the commitment date.

For BellSouth Results:

BellSouth does not provide a FOC to its retail customers.

Calculation

Percent Completions or Attempts without Notice or with Less Than 24 Hours Notice = $(a \div b) \times 100$

- a = Completion Dispatches (Successful and Unsuccessful) With No FOC or FOC Received < 24 Hours of original Committed Due Date
- b = All Completions

Report Structure

- CLEC Specific
- CLEC Aggregate
- Dispatch /Non-Dispatch
- Total Orders FOC < 24 Hours
- Total Completed Service Orders
- % FOC < 24 Hours

Data Retained

Relating to CLEC Experience	Relating to BellSouth Performance
<ul style="list-style-type: none"> • Committed Due Date (DD) • FOC End Timestamp • Report Month • CLEC Order Number and PON • Geographic Scope <ul style="list-style-type: none"> - State / Region 	<ul style="list-style-type: none"> • Not Applicable

SQM Disaggregation - Analog/Benchmark

SQM LEVEL of Disaggregation	Retail Analog/Benchmark
<ul style="list-style-type: none"> • Resale Residence • Resale Business • Resale Design • Resale PBX • Resale Centrex • Resale ISDN • LNP (Standalone) • INP (Standalone) • 2W Analog Loop Design • 2W Analog Loop-Non-Design • 2W Analog Loop w/LNP - Design • 2W Analog Loop w/LNP- Non-Design • 2W Analog Loop w/INP-Design • 2W Analog Loop w/INP-Non-Design • UNE Digital Loop < DS1 • UNE Digital Loop >=DS1 • UNE Loop + Port Combinations • UNE Switch ports • UNE Combo Other • UNE xDSL (HDSL, ADSL and UCL) • UNE ISDN • UNE Line Sharing • UNE Other Design • UNE Other Non -Design • Local Transport (Unbundled Interoffice Transport) • Local Interconnection Trunks 	<ul style="list-style-type: none"> • Diagnostic

P-6: % Completions/Attempts without Notice or < 24 hours Notice

SEEM Measure

SEEM Measure		
No	Tier I	
	Tier II	
	Tier III	

SEEM Disaggregation - Analog/Benchmark

SEEM Disaggregation	SEEM Analog/Benchmark
<ul style="list-style-type: none"> • Not Applicable 	<ul style="list-style-type: none"> • Not Applicable

P-7: Coordinated Customer Conversions Interval

Definition

This report measures the average time it takes BellSouth to disconnect an unbundled loop from the BellSouth switch and cross connect it to CLEC equipment. This measurement applies to service orders with INP and with LNP, and where the CLEC has requested BellSouth to provide a coordinated cut over.

Exclusions

- Any order canceled by the CLEC will be excluded from this measurement.
- Delays due to CLEC following disconnection of the unbundled loop
- Unbundled Loops where there is no existing subscriber loop and loops where coordination is not requested.

Business Rules

When the service order includes INP, the interval includes the total time for the cut over including the translation time to place the line back in service on the ported line. When the service order includes LNP, the interval only includes the total time for the cut over (the port of the number is controlled by the CLEC). The interval is calculated for the entire cut over time for the service order and then divided by items worked in that time to give the average per-item interval for each service order.

Calculation

Coordinated Customer Conversions Interval = (a - b)

- a = Completion Date and Time for Cross Connection of a Coordinated Unbundled Loop
- b = Disconnection Date and Time of an Coordinated Unbundled Loop

Percent Coordinated Customer Conversions (for each interval) = (c ÷ d) X 100

- c = Total number of Coordinated Customer Conversions for each interval
- d = Total Number of Unbundled Loop with Coordinated Conversions (items) for the reporting period

Report Structure

- CLEC Specific
- CLEC Aggregate
- The interval breakout is 0-5 = 0-4.99, 5-15 = 5-14.99, ≥15 = 15 and greater, plus Overall Average Interval.

Data Retained

Relating to CLEC Experience	Relating to BellSouth Experience
<ul style="list-style-type: none"> • Report Month • CLEC Order Number • Committed Due Date (DD) • Service Type (CLASS_SVC_DESC) • Cut over Start Time • Cut over Completion Time • Portability Start and Completion Times (INP orders) • Total Conversions (Items) <p>Note: Code in parentheses is the corresponding header found in the raw data file.</p>	<ul style="list-style-type: none"> • No BellSouth Analog Exists

SQM Disaggregation - Analog/Benchmark

SQM LEVEL of Disaggregation	SQM Retail Analog/Benchmark
<ul style="list-style-type: none"> • Unbundled Loops with INP/LNP • Unbundled Loops without INP/LNP 	<ul style="list-style-type: none"> • 95% ≤ 15 minutes

SEEM Measure

SEEM Measure		
Yes	Tier I	X
	Tier II	X
	Tier III	

SEEM Disaggregation - Analog/Benchmark

SEEM Disaggregation	SEEM Analog/Benchmark
<ul style="list-style-type: none"> Unbundled Loops 	<ul style="list-style-type: none"> 95% ≤ 15 minutes

P-7A: Coordinated Customer Conversions – Hot Cut Timeliness% Within Interval and Average Interval

Definition

This category measures whether BellSouth begins the cut over of an unbundled loop on a coordinated and/or a time specific order at the CLEC requested start time. It measures the percentage of orders where the cut begins within 15 minutes of the requested start time of the order and the average interval.

Exclusions

- Any order canceled by the CLEC will be excluded from this measurement.
- Delays caused by the CLEC
- Unbundled Loops where there is no existing subscriber loop and loops where coordination is not requested.
- All unbundled loops on multiple loop orders after the first loop.

Business Rules

This report measures whether BellSouth begins the cut over of an unbundled loop on a coordinated and/or a time specific order at the CLEC requested start time. The cut is considered on time if it starts 15 minutes before or after the requested start time. Using the scheduled time and the actual cut over start time, the measurement will calculate the percent within interval and the average interval. If a cut involves multiple lines, the cut will be considered “on time” if the first line is cut within the interval. ≤ 15 minutes includes intervals that began 15:00 minutes or less before the scheduled cut time and cuts that began 15 minutes or less after the scheduled cut time; >15 minutes, ≤ 30 minutes includes cuts within 15:00 – 30:00 minutes either prior to or after the scheduled cut time; >30 minutes includes cuts greater than 30:00 minutes either prior to or after the scheduled cut time.

Calculation

$$\% \text{ within Interval} = (a \div b) \times 100$$

- a = Total Number of Coordinated Unbundled Loop Orders for the interval
- b = Total Number of Coordinated Unbundled Loop Orders for the reporting period

$$\text{Interval} = (c - d)$$

- c = Scheduled Time for Cross Connection of a Coordinated Unbundled Loop Order
- d = Actual Start Date and Time of a Coordinated Unbundled Loop Order

$$\text{Average Interval} = (e \div f)$$

- Sum of all Intervals
- Total Number of Coordinated Unbundled Loop Orders for the reporting period.

Report Structure

- CLEC Specific
- CLEC Aggregate
Reported in intervals of early, on time and late cuts $\% \leq 15$ minutes; $\% >15$ minutes, ≤ 30 minutes; $\% >30$ minutes, plus Overall Average Interval

Data Retained

Relating to CLEC Experience	Relating to BellSouth Experience
<ul style="list-style-type: none"> • Report Month • CLEC Order Number (so_nbr) • Committed Due Date (DD) • Service Type (CLASS_SVC_DESC) • Cut over Scheduled Start Time • Cut over Actual Start Time • Total Conversions Orders <p>Note: Code in parentheses is the corresponding header found in the raw data file.</p>	<ul style="list-style-type: none"> • No BellSouth Analog exists

SQM Disaggregation - Analog/Benchmark

SQM LEVEL of Disaggregation	SQM Retail Analog/Benchmark
<ul style="list-style-type: none"> • Product Reporting Level <ul style="list-style-type: none"> - SL1 Time Specific - SL1 Non-Time Specific - SL2 Time Specific - SL2 Non-Time Specific 	<ul style="list-style-type: none"> • 95% Within + or – 15 minutes of Scheduled Start Time

SEEM Measure

SEEM Measure		
Yes	Tier I	X
	Tier II	X
	Tier III	

SEEM Disaggregation - Analog/Benchmark

SEEM Disaggregation	SEEM Analog/Benchmark
<ul style="list-style-type: none"> - UNE Loops 	<ul style="list-style-type: none"> • 95% Within + or – 15 minutes of Scheduled Start time

P-7B: Coordinated Customer Conversions – Average Recovery Time

Definition

Measures the time between notification and resolution by BellSouth of a service outage found that can be isolated to the BellSouth side of the network. The time between notification and resolution by BellSouth must be measured to ensure that CLEC customers do not experience unjustifiable lengthy service outages during a Coordinated Customer Conversion. This report measures outages associated with Coordinated Customer Conversions prior to service order completion.

Exclusions

- Cut overs where service outages are due to CLEC caused reasons
- Cut overs where service outages are due to end-user caused reasons

Business Rules

Measures the outage duration time related to Coordinated Customer Conversions from the initial trouble notification until the trouble has been restored and the CLEC has been notified. The duration time is defined as the time from the initial trouble notification until the trouble has been restored and the CLEC has been notified. The interval is calculated on the total outage time for the circuits divided by the total number of outages restored during the report period to give the average outage duration.

Calculation

Recovery Time = (a - b)

- a = Date & Time That Trouble is Closed by CLEC
- b = Date & Time Initial Trouble is Opened with BellSouth

Average Recovery Time = (c ÷ d)

- c = Sum of all the Recovery Times
- d = Number of Troubles Referred to the BellSouth

Report Structure

- CLEC Specific
- CLEC Aggregate

Data Retained

Relating to CLEC Experience	Relating to BellSouth Experience
<ul style="list-style-type: none"> • Report Month • CLEC Company Name • CLEC Order Number (so_nbr) • Committed Due Date (DD) • Service Type (CLASS_SVC_DESC) • CLEC Acceptance Conflict (CLEC_CONFLICT) • CLEC Conflict Resolved (CLEC_RESOLVE) • CLEC Conflict MFC (CLEC_CONFLICT_MFC) • Total Conversion Orders <p>Note: Code in parentheses is the corresponding header found in the raw data file.</p>	<ul style="list-style-type: none"> • None

SQM Disaggregation - Analog/Benchmark

SQM LEVEL of Disaggregation	Retail Analog/Benchmark
<ul style="list-style-type: none"> • Unbundled Loops with INP/LNP • Unbundled Loops without INP/LNP 	<ul style="list-style-type: none"> • Diagnostic

SEEM Measure

SEEM Measure		
No	Tier I	
	Tier II	
	Tier III	

SEEM Disaggregation - Analog/Benchmark

SEEM Disaggregation	SEEM Analog/Benchmark
• Not Applicable	• Not Applicable

P-7C: Hot Cut Conversions - % Provisioning Troubles Received Within 7 days of a completed Service Order

Definition

Percent Provisioning Troubles received within 7 days of a completed service order associated with a Coordinated and Non-Coordinated Customer Conversion. Measures the quality and accuracy of Hot Cut Conversion Activities.

Exclusions

- Any order canceled by the CLEC
- Troubles caused by Customer Provided Equipment

Business Rules

Measures the quality and accuracy of completed service orders associated with Coordinated and Non-Coordinated Hot Cut Conversions. The first trouble report received on a circuit ID within 7 days following a service order completion is counted in this measure. Subsequent trouble reports are measured in Repeat Report Rate. Reports are calculated searching in the prior report period for completed Coordinated and Non-Coordinated Hot Cut Conversion service orders and following 7 days after the completion of the service order for a trouble report issue date.

Calculation

% Provisioning Troubles within 7 days of service order completion = $(a \div b) \times 100$

- a = The sum of all Hot Cut Circuits with a trouble within 7 days following service order(s) completion
- b = The total number of Hot Cut service order circuits completed in the previous report calendar month

Report Structure

- CLEC Specific
- CLEC Aggregate
- Dispatch/Non-Dispatch

Data Retained

Relating to CLEC Experience	Relating to BellSouth Experience
<ul style="list-style-type: none"> • Report Month • CLEC Order Number (so_nbr) • PON • Order Submission Date (TICKET_ID) • Order Submission Time (TICKET_ID) • Status Type • Status Notice Date • Standard Order Activity • Geographic Scope • Total Conversion Circuits <p>Note: Code in parentheses is the corresponding header found in the raw data file.</p>	<ul style="list-style-type: none"> • No BellSouth Analog exists

SQM Disaggregation - Analog/Benchmark

SQM LEVEL of Disaggregation	SQM Retail Analog/Benchmark
<ul style="list-style-type: none"> • UNE Loop Design • UNE Loop Non-Design 	<ul style="list-style-type: none"> • ≤ 5%

SEEM Measure

SEEM Measure		
Yes	Tier I	X
	Tier II	X
	Tier III	

SEEM Disaggregation - Analog/Benchmark

SEEM Disaggregation	SEEM Analog/Benchmark
<ul style="list-style-type: none"> • UNE Loops 	<ul style="list-style-type: none"> • ≤ 5%

P-8: Cooperative Acceptance Testing - % of xDSL Loops Tested

Definition

The loop will be considered cooperatively tested when the BellSouth technician places a call to the CLEC representative to initiate cooperative testing and jointly performs the tests with the CLEC.

Exclusions

- Testing failures due to CLEC (incorrect contact number, CLEC not ready, etc.)
- xDSL lines with no request for cooperative testing

Business Rules

When a BellSouth technician finishes delivering an order for an xDSL loop where the CLEC order calls for cooperative testing at the customer's premise, the BellSouth technician is to call a toll free number to the CLEC testing center. The BellSouth technician and the CLEC representative at the center then test the line. As an example of the type of testing performed, the testing center may ask the technician to put a short on the line so that the center can run a test to see if it can identify the short.

Calculation

Cooperative Acceptance Testing - % of xDSL Loops Tested = $(a \div b) \times 100$

- a = Total number of successful xDSL cooperative tests for xDSL lines where cooperative testing was requested in the reporting period
- b = Total Number of xDSL line tests requested by the CLEC and scheduled in the reporting period

Report Structure

- CLEC Specific
- CLEC Aggregate
- Type of Loop tested

Data Retained

Relating to CLEC Experience	Relating to BellSouth Experience
<ul style="list-style-type: none"> • Report Month • CLEC Company Name (OCN) • CLEC Order Number (so_nbr) and PON (PON) • Committed Due Date (DD) • Service Type (CLASS_SVC_DESC) • Acceptance Testing Completed (ACCEPT_TESTING) • Acceptance Testing Declined (ACCEPT_TESTING) • Total xDSL Orders <p>Note: Code in parentheses is the corresponding header found in the raw data file.</p>	<ul style="list-style-type: none"> • No BellSouth analog exists

SQM Disaggregation - Analog/Benchmark

SQM LEVEL of Disaggregation:	Retail Analog/Benchmark:
<ul style="list-style-type: none"> • UNE xDSL <ul style="list-style-type: none"> - ADSL - HDSL - UCL - OTHER 	<ul style="list-style-type: none"> • 95% of Lines Tested

SEEM Measure

SEEM Measure		
Yes	Tier I	X
	Tier II	X
	Tier III	

SEEM Disaggregation - Analog/Benchmark

SEEM Disaggregation:	SEEM Analog/Benchmark:
<ul style="list-style-type: none"> • UNE xDSL 	<ul style="list-style-type: none"> • 95% of Lines Tested

P-9: % Provisioning Troubles within 30 days of Service Order Completion

Definition

Percent Provisioning Troubles within 30 days of Service Order Completion measures the quality and accuracy of Service order activities.

Exclusions

- Canceled Service Orders
- Order Activities of BellSouth or the CLEC associated with internal or administrative use of local services (Record Orders, Listing Orders, Test Orders, etc.)
- D & F orders
- Trouble reports caused and closed out to Customer Provided Equipment (CPE)

Business Rules

Measures the quality and accuracy of completed orders. The first trouble report from a service order after completion is counted in this measure. Subsequent trouble reports are measured in Repeat Report Rate. Reports are calculated searching in the prior report period for completed service orders and following 30 days after completion of the service order for a trouble report issue date.

D & F orders are excluded as there is no subsequent activity following a disconnect.

Note: Standalone LNP historical data is not available in the maintenance systems (LMOS or WFA).

Calculation

% Provisioning Troubles within 30 days of Service Order Activity = $(a \div b) \times 100$

- a = Trouble reports on all completed orders 30 days following service order(s) completion
- b = All Service Orders completed in the previous report calendar month

Report Structure

- CLEC Specific
- CLEC Aggregate
- BellSouth Aggregate
- Reported in categories of <10 line/circuits; ≥ 10 line/circuits (except trunks)
- Dispatch / No Dispatch (except trunks)

Data Retained

Relating to CLEC Experience	Relating to BellSouth Experience
<ul style="list-style-type: none"> • Report Month • CLEC Order Number and PON • Order Submission Date (TICKET_ID) • Order Submission Time (TICKET_ID) • Status Type • Status Notice Date • Standard Order Activity • Geographic Scope <p>Note: Code in parentheses is the corresponding header found in the raw data file.</p>	<ul style="list-style-type: none"> • Report Month • BellSouth Order Number • Order Submission Date • Order Submission Time • Status Type • Status Notice Date • Standard Order Activity • Geographic Scope

SQM Disaggregation - Analog/Benchmark

SQM LEVEL of Disaggregation	Retail Analog/Benchmark
<ul style="list-style-type: none"> • Resale Residence 	<ul style="list-style-type: none"> • Retail Residence

SQM LEVEL of Disaggregation	Retail Analog/Benchmark
• Resale Business	• Retail business
• Resale Design	• Retail Design
• Resale PBX	• Retail PBX
• Resale Centrex	• Retail Centrex
• Resale ISDN	• Retail ISDN
• 2W Analog Loop Design	• Retail Residence and Business Dispatch
• 2W Analog Loop Non-Design - Dispatch - Non-Dispatch (Dispatch In)	• Retail Residence and Business - (POTS Excluding Switch-Based Orders) - Dispatch - Non-Dispatch (Dispatch In)
• 2W Analog Loop w/LNP Design	• Retail Residence and Business Dispatch
• 2W Analog Loop w/LNP Non-Design - Dispatch - Non-Dispatch (Dispatch In)	• Retail Residence and Business - (POTS Excluding Switch-Based Orders) - Dispatch - Non-Dispatch (Dispatch In)
• 2W Analog Loop w/INP Design	• Retail Residence and Business Dispatch
• 2W Analog Loop w/INP Non-Design - Dispatch - Non-Dispatch (Dispatch In)	• Retail Residence and Business (POTS - Excluding Switch-Based Orders) - Dispatch - Non-Dispatch (Dispatch In)
• UNE Digital Loop < DS1	• Retail Digital Loop < DS1
• UNE Digital Loop ≥ DS1	• Retail Digital Loop ≥ DS1
• UNE xDSL (HDSL, ADSL and UCL)	• ADSL provided to Retail
• UNE ISDN	• Retail ISDN BRI
• UNE Line Sharing	• ADSL Provided to Retail
• INP (Standalone)	• Retail Residence and Business (POTS)
• LNP (Standalone)	• Retail Residence and Business (POTS)
• UNE Loop + Port Combinations - Dispatch Out - Non-Dispatch - Dispatch In - Switch-Based	• Retail Residence and Business - Dispatch Out - Non-Dispatch - Dispatch In - Switch-Based
• UNE Switch Ports	• Retail Residence and Business (POTS)
• UNE Combo Other - Dispatch - Non-Dispatch (Dispatch In)	• Retail Residence, Business and Design Dispatch (Including Dispatch Out and Dispatch In) - Dispatch - Non-Dispatch (Dispatch In)
• Local Transport (Unbundled Interoffice Transport)	• Retail DS1/DS3 Interoffice
• UNE Other Non -Design	• Retail Residence and Business
• UNE Other Design	• Retail Design
• Local Interconnection Trunks	• Parity with Retail

P-9: % Provisioning Troubles within 30 days of Service Order Completion

SEEM Measure

SEEM Measure		
Yes	Tier I	X
	Tier II	X
	Tier III	

SEEM Disaggregation - Analog/Benchmark

SEEM Disaggregation	SEEM Analog/Benchmark
• Resale POTS	• Retail Residence and Business (POTS)
• Resale Design	• Retail Design
• UNE Loop + Port Combinations	• Retail Residence and Business
• UNE Loops	• Retail Residence and Business Dispatch
• UNE xDSL	• ADSL Provided to Retail
• UNE Line Sharing	• ADSL Provided to Retail
• Local Interconnection Trunks	• Parity with Retail

P-10: Total Service Order Cycle Time (TSOCT)

Definition

This report measures the total service order cycle time from receipt of a valid service order request to the return of a completion notice to the CLEC Interface.

Exclusions

- Canceled Service Orders
- Order Activities of BellSouth or the CLEC associated with internal or administrative use of local services (Record Orders, Listing Orders, Test Orders, etc.)
- D (Disconnect - Except "D" orders associated with LNP Standalone.) and F (From) orders. (From is disconnect side of a move order when the customer moves to a new address).
- "L" Appointment coded orders (where the customer has requested a later than offered interval)
- Orders with CLEC/Subscriber caused delays or CLEC/Subscriber requested due date changes.

Business Rules

The interval is determined for each order processed during the reporting period. This measurement combines three reports: FOC Timeliness, Average Order Completion Interval and Average Completion Notice Interval. For UNE XDSL Loop, this measurement combines Service Inquiry Interval (SI), FOC Timeliness, Average Completion Interval, and Average Completion Notice Interval.

This interval starts with the receipt of a valid service order request and stops when a completion notice is sent to the CLEC Interface (LENS, TAG OR EDI) and the BellSouth Legacy Systems. Elapsed time for each order is accumulated for each reporting dimension. The accumulated time for each reporting dimension is then divided by the associated total number of orders completed. Orders that are worked on zero due dates are calculated with a .33 day interval (8 hours) in order to report a portion of a day interval. These orders are issued and worked/completed on same day. They can be either flow through orders (no field work-non-dispatched) or field orders (dispatched).

Reporting is by Fully Mechanized, Partially Mechanized and Non-Mechanized receipt of LSRs.

Calculation

Total Service Order Cycle Time = (a - b)

- a = Service Order Completion Notice Date
- b = Service Request Receipt Date

Average Total Service Order Cycle Time = (c ÷ d)

- c = Sum of all Total Service Order Cycle Times
- d = Total Number Service Orders Completed in Reporting Period

Total Service Order Cycle Time Interval Distribution (for each interval) = (e ÷ f) X 100

- e = Total Number of Service Requests Completed in "X" minutes/hours
- f = Total Number of Service Requests Received in Reporting Period

Report Structure

- CLEC Specific
- CLEC Aggregate
- BellSouth Aggregate
- Fully Mechanized; Partially Mechanized; Non-Mechanized
- Report in categories of <10 line/circuits; ≥ 10 line/circuits (except trunks)
- Dispatch / No Dispatch categories applicable to all levels except trunks
- Intervals 0-5, 5-10, 10-15, 15-20, 20-25, 25-30, ≥ 30 Days. The interval breakout is: 0-5 = 0-4.99, 5-10 = 5-9.99, 10-15 = 10-14.99, 15-20 = 15-19.99, 20-25 = 20-24.99, 25-30 = 25-29.99, ≥ 30 = 30 and greater.

Data Retained

Relating to CLEC Experience	Relating to BellSouth Experience
<ul style="list-style-type: none"> • Report Month • Interval for FOC • CLEC Company Name (OCN) • Order Number (PON) • Submission Date & Time (TICKET_ID) • Completion Date (CMPLTN_DT) • Completion Notice Date and Time • Service Type (CLASS_SVC_DESC) • Geographic Scope <p>Note: Code in parentheses is the corresponding header found in the raw data file</p>	<ul style="list-style-type: none"> • Report Month • BellSouth Order Number • Order Submission Date & Time • Order Completion Date & Time • Service Type • Geographic Scope

SQM Disaggregation - Analog/Benchmark

SQM LEVEL of Disaggregation	Retail Analog/Benchmark
<ul style="list-style-type: none"> • Resale Residence • Resale Business • Resale Design • Resale PBX • Resale Centrex • Resale ISDN • LNP (Standalone) • INP (Standalone) • 2W Analog Loop Design • 2W Analog Loop Non-Design • 2W Analog Loop w/LNP Design • 2W Analog Loop w/LNP Non-Design • UNE Switch Ports • UNE Loop + Port Combinations • UNE Combo Other • UNE xDSL (HDSL, ADSL and UCL) • UNE ISDN • UNE Line Sharing • UNE Other Design • UNE Other Non -Design • UNE Digital Loops < DS1 • UNE Digital Loops ≥ DS1 • Local Transport (Unbundled Interoffice Trans port) • Local Interconnection Trunks 	<ul style="list-style-type: none"> • Diagnostic

SEEM Measure

SEEM Measure		
No	Tier I	
	Tier II	
	Tier III	

SEEM Disaggregation - Analog/Benchmark

SEEM Disaggregation	SEEM Analog/Benchmark
• Not Applicable	• Not Applicable

P-11: Service Order Accuracy

Definition

The “service order accuracy” measurement measures the accuracy and completeness of a sample of BellSouth service orders by comparing what was ordered and what was completed.

Exclusions

- Cancelled Service Orders
- Order Activities of BellSouth or the CLEC associated with internal or administrative use of local services (Record Orders, Listing Orders, Test Orders, etc.)
- D & F orders

Business Rules

A statistically valid sample of service orders, completed during a monthly reporting period, is compared to the original account profile and the order that the CLEC sent to BellSouth. An order is “completed without error” if all service attributes and account detail changes (as determined by comparing the original order) completely and accurately reflect the activity specified on the original order and any supplemental CLEC order. For both small and large sample sizes, when a Service Request cannot be matched with a corresponding Service Order, it will not be counted. For small sample sizes an effort will be made to replace the service request.

Calculation

Percent Service Order Accuracy = $(a \div b) \times 100$

- a = Orders Completed without Error
- b = Orders Completed in Reporting Period

Report Structure

- CLEC Aggregate
- Reported in categories of <10 line/circuits; > = 10 line/circuits
- Dispatch / No Dispatch

Data Retained

Relating to CLEC Experience	Relating to BellSouth Experience
<ul style="list-style-type: none"> • Report Month • CLEC Order Number and PON • Local Service Request (LSR) • Order Submission Date • Committed Due Date • Service Type • Standard Order Activity 	<ul style="list-style-type: none"> • No BellSouth Analog Exist

SQM Disaggregation - Analog/Benchmark

SQM LEVEL of Disaggregation	Retail Analog/Benchmark:
<ul style="list-style-type: none"> • Resale Residence • Resale Business • Resale Design (Specials) • UNE Specials (Design) • UNE (Non-Design) • Local Interconnection Trunks 	<ul style="list-style-type: none"> • 95% Accurate

SEEM Measure

SEEM Measure		
No	Tier I	
	Tier II	
	Tier III	

SEEM Disaggregation - Analog/Benchmark

SEEM Disaggregation:	SEEM Analog/Benchmark:
• Not Applicable	• Not Applicable

P-12: LNP-Percent Missed Installation Appointments

Definition

“Percent missed installation appointments” monitors the reliability of BellSouth commitments with respect to committed due dates to assure that CLECs can reliably quote expected due dates to their retail customer as compared to BellSouth. This measure is the percentage of total orders processed for which BellSouth is unable to complete the service orders on the committed due dates and reported for total misses and End User Misses.

Exclusions

- Canceled Service Orders
- Order Activities of BellSouth or the CLEC associated with internal or administrative use of local services (Record Orders, Listing Orders, Test Orders, etc.) where identifiable

Business Rules

Percent Missed Installation Appointments (PMI) is the percentage of total orders processed for which BellSouth is unable to complete the service orders on the committed due dates. Missed Appointments caused by end-user reasons will be included and reported in a separate category. The first commitment date on the service order that is a missed appointment is the missed appointment code used for calculation whether it is a BellSouth missed appointment or an End User missed appointment. The “due date” is any time on the confirmed due date, which means there cannot be a cutoff time for commitments as certain types of orders are requested to be worked after standard business hours.

Calculation

$$\text{LNP Percent Missed Installation Appointments} = (a \div b) \times 100$$

- a = Number of Orders with Completion date in Reporting Period past the Original Committed Due Date
- b = Number of Orders Completed in Reporting Period

Report Structure

- CLEC Specific
- CLEC Aggregate
- Geographic Scope
 - State/Region
- Report in Categories of <10 lines/circuits ≥ 10 lines/circuits (except trunks)

Report explanation: Total Missed Appointments is the total percent of orders missed either by BellSouth or the CLEC end user. End User MA represents the percentage of orders missed by the CLEC end user. The difference between End User Missed Appointments and Total Missed Appointments is the result of BellSouth caused misses.

Data Retained

Relating to CLEC Experience	Relating to BellSouth Experience
<ul style="list-style-type: none"> • Report Month • CLEC Order Number and PON (PON) • Committed Due Date (DD) • Completion Date (CMPLTN DD) • Status Type • Status Notice Date • Standard Order Activity • Geographic Scope <p>Note: Code in parentheses is the corresponding header found in the raw data file.</p>	<ul style="list-style-type: none"> • Not Applicable

SQM Disaggregation - Analog/Benchmark

SQM LEVEL of Disaggregation	SQM Retail Analog/Benchmark
• LNP	• Retail Residence and Business (POTS)

SEEM Measure

SEEM Measure		
Yes	Tier I	X
	Tier II	X
	Tier III	

SEEM Disaggregation - Analog/Benchmark

SEEM Disaggregation	SEEM Analog/Benchmark
• LNP	• 95% Due Dates Met ^a

^aDue to data structure issues, BellSouth is using a benchmark comparison for SEEM rather than the Truncated Z as stated in the Order.

P-13: LNP-Average Disconnect Timeliness Interval & Disconnect Timeliness Interval Distribution

Definition

Disconnect Timeliness is defined as the interval between the time ESI Number Manager receives the valid 'Number Ported' message from NPAC (signifying the CLEC 'Activate') until the time the Disconnect is completed in the Central Office switch. This interval effectively measures BellSouth responsiveness by isolating it from impacts that are caused by CLEC related activities.

Exclusions

- Canceled Service Orders
- Order Activities of BellSouth or the CLEC associated with internal or administrative use of local services (Record Orders, Listing Orders, Test Orders, etc.) where identifiable.

Business Rules

The Disconnect Timeliness interval is determined for each telephone number ported associated with a disconnect service order processed on an LSR during the reporting period. The Disconnect Timeliness interval is the elapsed time from when BellSouth receives a valid 'Number Ported' message in ESI Number Manager (signifying the CLEC 'Activate') for each telephone number ported until each telephone number on the service order is disconnected in the Central Office switch. Elapsed time for each ported telephone number is accumulated for each reporting dimension. The accumulated time for each reporting dimension is then divided by the total number of selected telephone numbers disconnected in the reporting period.

Calculation

Disconnect Timeliness Interval = (a - b)

- a = Completion Date and Time in Central Office switch for each number on disconnect order
- b = Valid 'Number Ported' message received date & time

Average Disconnect Timeliness Interval = (c ÷ d)

- c = Sum of all Disconnect Timeliness Intervals
- d = Total Number of disconnected numbers completed in reporting period

Disconnect Timeliness Interval Distribution (for each interval) = (e ÷ f) X 100

- e = Disconnected numbers completed in "X" days
- f = Total disconnect numbers completed in reporting period

Report Structure

- CLEC Specific
- CLEC Aggregate
- Geographic Scope
 - State, Region

Data Retained

Relating to CLEC Experience	Relating to BellSouth Experience
<ul style="list-style-type: none"> • Order Number • Telephone Number / Circuit Number • Committed Due Date • Receipt Date / Time (ESI Number Manager) • Date/Time of Recent Change Notice 	<ul style="list-style-type: none"> • Not Applicable

SQM Disaggregation - Analog/Benchmark

SQM LEVEL of Disaggregation:	SQM Retail Analog/Benchmark:
• LNP	• 95% within 15 Minutes

SEEM Measure

SEEM Measure		
Yes	Tier I	X
	Tier II	X
	Tier III	

SEEM Disaggregation - Analog/Benchmark

SEEM Disaggregation	SEEM Analog/Benchmark
• LNP Standalone	• 95% within 15 Minutes

P-14: LNP-Total Service Order Cycle Time (TSOCT)

Definition

Total Service Order Cycle Time measures the interval from receipt of a valid service order request to the completion of the final service order associated with that service request.

Exclusions

- Canceled Service Orders
- Order Activities of BellSouth or the CLEC associated with internal or administrative use of local services (Record Orders, Listing Orders, Test Orders, etc.) where identifiable
- "L" appointment coded orders (indicating the customer has requested a later than offered interval)
- "S" missed appointment coded orders (indicating subscriber missed appointments), except for "SP" codes (indicating subscriber prior due date requested). This would include "S" codes assigned to subsequent due date changes.

Business Rules

The interval is determined for each order processed during the reporting period. This measurement combines three reports: FOC Timeliness, Average Order Completion Interval and Average Completion Notice Interval.

This interval starts with the receipt of a valid service order request and stops when a completion notice is sent to the CLEC Interface (LENS, TAG OR EDI). Elapsed time for each order is accumulated for each reporting dimension. The accumulated time for each reporting dimension is then divided by the associated total number of orders completed. Orders that are worked on zero due dates are calculated with a .33 day interval (8 hours) in order to report a portion of a day interval. These orders are issued and worked/completed on the same day.

Reporting is by Fully Mechanized, Partially Mechanized and Non-Mechanized receipt of LSRs.

Calculation

Total Service Order Cycle Time = (a - b)

- a = Service Order Completion Notice Date
- b = Service Request Receipt Date

Average Total Service Order Cycle Time = (c ÷ d)

- c = Sum of all Total Service Order Cycle Times
- d = Total Number Service Orders Completed in Reporting Period

Total Service Order Cycle Time Interval Distribution (for each interval) = (e ÷ f) X 100

- e = Total Number of Service Orders Completed in "X" minutes/hours
- f = Total Number of Service Orders Received in Reporting Period

Report Structure

- CLEC Specific
- CLEC Aggregate
- Fully Mechanized; Partially Mechanized; Non-Mechanized
- Report in categories of <10 lines/circuits; ≥lines/circuits (except trunks)
- Intervals 0-5, 5-10, 10-15, 15-20, 20-25, 25-30, ≥ 30 Days. The interval breakout is: 0-5 = 0-4.99, 5-10 = 5-9.99, 10-15 = 10-14.99, 15-20 = 15-19.99, 20-25 = 20-24.99, 25-30 = 25-29.99, ≥ 30 = 30 and greater.

Data Retained

Relating to CLEC Experience	Relating to BellSouth Experience
<ul style="list-style-type: none"> • Report Month • Interval for FOC • CLEC Company Name (OCN) • Order Number (PON) • Submission Date & Time (TICKET_ID) • Completion Date (CMPLTN_DT) • Completion Notice Date and Time • Service Type (CLASS_SVC_DESC) • Geographic Scope <p>Note: Code in parentheses is the corresponding header found in the raw data file</p>	<ul style="list-style-type: none"> • Not Applicable

SQM Disaggregation - Analog/Benchmark

SQM Level of Disaggregation	Retail Analog/Benchmark
<ul style="list-style-type: none"> • LNP 	<ul style="list-style-type: none"> • Diagnostic

SEEM Measure

SEEM Measure		
No	Tier I	
	Tier II	
	Tier III	

SEEM Disaggregation - Analog/Benchmark

SEEM Disaggregation	SEEM Analog/Benchmark
<ul style="list-style-type: none"> • Not Applicable 	<ul style="list-style-type: none"> • Not Applicable

Section 4: Maintenance & Repair

M&R-1: Missed Repair Appointments

Definition

The percent of trouble reports not cleared by the committed date and time.

Exclusions

- Trouble tickets canceled at the CLEC request.
- BellSouth trouble reports associated with internal or administrative service.
- Customer Provided Equipment (CPE) troubles or CLEC Equipment Trouble.

Business Rules

The negotiated commitment date and time is established when the repair report is received. The cleared time is the date and time that BellSouth personnel clear the trouble and closes the trouble report in his/her Computer Access Terminal (CAT) or workstation. If this is after the Commitment time, the report is flagged as a “Missed Commitment” or a missed repair appointment. When the data for this measure is collected for BellSouth and a CLEC, it can be used to compare the percentage of the time repair appointments are missed due to BellSouth reasons. (No access reports are not part of this measure because they are not a missed appointment.)

Note: Appointment intervals vary with force availability in the POTS environment. Specials and Trunk intervals are standard interval appointments of no greater than 24 hours. Standalone LNP historical data is not available in the maintenance systems (LMOS or WFA).

Calculation

Percentage of Missed Repair Appointments = $(a \div b) \times 100$

- a = Count of Customer Troubles Not Cleared by the Quoted Commitment Date and Time
- b = Total Trouble reports closed in Reporting Period

Report Structure

- Dispatch / Non-Dispatch
- CLEC Specific
- CLEC Aggregate
- BellSouth Aggregate

Data Retained

Relating to CLEC Experience	Relating to BellSouth Performance
<ul style="list-style-type: none"> • Report month • CLEC Company Name • Submission Date & Time (TICKET_ID) • Completion Date (CMPLTN_DT) • Service Type (CLASS_SVC_DESC) • Disposition and Cause (CAUSE_CD & CAUSE_DESC) • Geographic Scope <p>Note: Code in parentheses is the corresponding header found in the raw data file.</p>	<ul style="list-style-type: none"> • Report month • BellSouth Company Code • Submission Date & Time • Completion Date • Service Type • Disposition and Cause (Non-Design /Non-Special Only) • Trouble Code (Design and Trunking Services) • Geographic Scope

SQM Disaggregation - Retail Analog/Benchmark

SQM Level of Disaggregation	SQM Retail Analog/Benchmark
• Resale Residence	• Retail Residence
• Resale Business	• Retail business
• Resale Design	• Retail Design
• Resale PBX	• Retail PBX
• Resale Centrex	• Retail Centrex
• Resale ISDN	• Retail ISDN
• LNP (Standalone) (Not Available in Maintenance)	• Not Applicable
• 2W Analog Loop Design	• Retail Residence & Business Dispatch
• 2W Analog Loop Non – Design	• Retail Residence & Business (POTS) (Exclusion of Switch-Based Feature Troubles)
• UNE Loop + Port Combinations	• Retail Residence & Business
• UNE Switch Ports	• Retail Residence & Business (POTS)
• UNE Combo Other	• Retail Residence, Business and Design Dispatch
• UNE xDSL (HDSL, ADSL and UCL)	• ADSL Provided to Retail
• UNE ISDN	• Retail ISDN – BRI
• UNE Line Sharing	• ADSL Provided to Retail
• UNE Other Design	• Retail Design
• UNE Other Non – Design	• Retail Residence & Business
• Local Interconnection Trunks	• Parity with Retail
• Local Transport (Unbundled Interoffice Transport)	• Retail DS1/DS3 Interoffice

SEEM Measure

SEEM Measure		
Yes	Tier I	X
	Tier II	X
	Tier III	X

SEEM Disaggregation - Analog/Benchmark

SEEM Disaggregation	SEEM Analog/Benchmark
• Resale POTS	• Retail Residence and Business (POTS)
• Resale Design	• Retail Design
• UNE Loop + Port Combinations	• Retail Residence and Business
• UNE Loops	• Retail Residence and Business Dispatch
• UNE xDSL	• ADSL Provided to Retail
• UNE Line Sharing	• ADSL Provided to Retail
• Local Interconnection Trunks	• Parity with Retail

M&R-2: Customer Trouble Report Rate

Definition

Percent of initial and repeated customer direct or referred troubles reported within a calendar month per 100 lines/circuits in service.

Exclusions

- Trouble tickets canceled at the CLEC request.
- BellSouth trouble reports associated with internal or administrative service.
- Customer Provided Equipment (CPE) troubles or CLEC Equipment Trouble.

Business Rules

Customer Trouble Report Rate is computed by accumulating the number of maintenance initial and repeated trouble reports during the reporting period. The resulting number of trouble reports are divided by the total “number of service” lines, ports or combination that exist for the CLECs and BellSouth respectively at the end of the report month.

Calculation

Customer Trouble Report Rate = $(a \div b) \times 100$

- a = Count of Initial and Repeated Trouble Reports closed in the Current Period
- b = Number of Service Access Lines in service at End of the Report Period

Report Structure

- Dispatch / Non-Dispatch
- CLEC Specific
- CLEC Aggregate
- BellSouth Aggregate

Data Retained

Relating to CLEC Experience	Relating to BellSouth Performance
<ul style="list-style-type: none"> • Report Month • CLEC Company Name • Ticket Submission Date & Time (TICKET_ID) • Ticket Completion Date (CMLPTN_DT) • Service Type (CLASS_SVC_DESC) • Disposition and Cause (CAUSE_CD & CAUSE_DESC) • # Service Access Lines in Service at the end of period • Geographic Scope <p>Note: Code in parentheses is the corresponding header found in the raw data file.</p>	<ul style="list-style-type: none"> • Report Month • BellSouth Company Code • Ticket Submission Date & Time • Ticket Completion Date • Service Type • Disposition and Cause (Non-Design /Non-Special Only) • Trouble Code (Design and Trunking Services) • # Service Access Lines in Service at the end of period • Geographic Scope

SQM Disaggregation - Analog/Benchmark

SQM Level of Disaggregation	SQM Analog/Benchmark
• Resale Residence	• Retail Residence
• Resale Business	• Retail Business
• Resale Design	• Retail Design
• Resale PBX	• Retail PBX
• Resale Centrex	• Retail Centrex
• Resale ISDN	• Retail ISDN
• LNP (Standalone) (Not Available in Maintenance)	• Not Applicable

SQM Level of Disaggregation	SQM Analog/Benchmark
• 2W Analog Loop Design	• Retail Residence & Business Dispatch
• 2W Analog Loop Non – Design	• Retail Residence & Business (POTS) (Exclusion of Switch-Based Feature Troubles)
• UNE Loop + Port Combinations	• Retail Residence & Business
• UNE Switch Ports	• Retail Residence & Business (POTS)
• UNE Combo Other	• Retail Residence, Business and Design Dispatch
• UNE xDSL (HDSL, ADSL and UCL)	• ADSL Provided to Retail
• UNE ISDN	• Retail ISDN – BRI
• UNE Line Sharing	• ADSL Provided to Retail
• UNE Other Design	• Retail Design
• UNE Other Non – Design	• Retail Residence & Business
• Local Interconnection Trunks	• Parity with Retail
• Local Transport (Unbundled Interoffice Transport)	• Retail DS1/DS3 Interoffice

SEEM Measure

SEEM Measure		
Yes	Tier I	X
	Tier II	X
	Tier III	

SEEM Disaggregation - Analog/Benchmark

SEEM Disaggregation	SEEM Analog/Benchmark
• Resale POTS	• Retail Residence and Business (POTS)
• Resale Design	• Retail Design
• UNE Loop + Port Combinations	• Retail Residence and Business
• UNE Loops	• Retail Residence and Business Dispatch
• UNE xDSL	• ADSL Provided to Retail
• UNE Line Sharing	• ADSL Provided to Retail
• Local Interconnection Trunks	• Parity with Retail

M&R-3: Maintenance Average Duration

Definition

The Average duration of Customer Trouble Reports from the receipt of the Customer Trouble Report to the time the trouble report is cleared.

Exclusions

- Trouble tickets canceled at the CLEC request.
- BellSouth trouble reports associated with internal or administrative service.
- Customer Provided Equipment (CPE) troubles or CLEC Equipment Trouble.

Business Rules

For Average Duration the clock starts on the date and time of the receipt of a correct repair request. The clock stops on the date and time the service is restored and the BellSouth or CLEC customer is notified (when the technician completes the trouble ticket on his/her CAT or work systems).

Calculation

Maintenance Duration = (a - b)

- a = Date and Time of Service Restoration
- b = Date and Time Trouble Ticket was Opened

Average Maintenance Duration = (c ÷ d)

- c = Total of all maintenance durations in the reporting period
- d = Total Closed Troubles in the reporting period

Report Structure

- Dispatch / Non-Dispatch
- CLEC Specific
- CLEC Aggregate
- BellSouth Aggregate

Data Retained

Relating to CLEC Experience:	Relating to BellSouth Performance:
<ul style="list-style-type: none"> • Report Month • Total Tickets (LINE_NBR) • CLEC Company Name • Ticket Submission Date & Time (TICKET_ID) • Ticket Completion Date (CMPLTN_DT) • Service Type (CLASS_SVC_DESC) • Disposition and Cause (CAUSE_CD & CAUSE_DESC) • Geographic Scope <p>Note: Code in parentheses is the corresponding header found in the raw data file.</p>	<ul style="list-style-type: none"> • Report Month • Total Tickets • BellSouth Company Code • Ticket Submission Date • Ticket Submission Time • Ticket Completion Date • Ticket Completion Time • Total Duration Time • Service Type • Disposition and Cause (Non-Design /Non-Special Only) • Trouble Code (Design and Trunking Services) • Geographic Scope

SQM Disaggregation - Analog/Benchmark

SQM Level of Disaggregation	SQM Analog/Benchmark
<ul style="list-style-type: none"> • Resale Residence 	<ul style="list-style-type: none"> • Retail Residence
<ul style="list-style-type: none"> • Resale Business 	<ul style="list-style-type: none"> • Retail Business

SQM Level of Disaggregation	SQM Analog/Benchmark
• Resale Design	• Retail Design
• Resale PBX	• Retail PBX
• Resale Centrex	• Retail Centrex
• Resale ISDN	• Retail ISDN
• LNP (Standalone) (Not Available in Maintenance)	• Not Applicable
• 2W Analog Loop Design	• Retail Residence & Business Dispatch
• 2W Analog Loop Non – Design	• Retail Residence & Business (POTS) (Exclusion of Switch-Based Feature Troubles)
• UNE Loop + Port Combinations	• Retail Residence & Business
• UNE Switch Ports	• Retail Residence & Business (POTS)
• UNE Combo Other	• Retail Residence, Business and Design Dispatch
• UNE xDSL (HDSL, ADSL and UCL)	• ADSL Provided to Retail
• UNE ISDN	• Retail ISDN – BRI
• UNE Line Sharing	• ADSL Provided to Retail
• UNE Other Design	• Retail Design
• UNE Other Non – Design	• Retail Residence & Business
• Local Interconnection Trunks	• Parity with Retail
• Local Transport (Unbundled Interoffice Transport)	• Retail DS1/DS3 Interoffice

SEEM Measure

SEEM Measure		
Yes	Tier I	X
	Tier II	X
	Tier III	

SEEM Disaggregation - Analog/Benchmark

SEEM Disaggregation	SEEM Analog/Benchmark
• Resale POTS	• Retail Residence and Business (POTS)
• Resale Design	• Retail Design
• UNE Loop + Port Combinations	• Retail Residence and Business
• UNE Loops	• Retail Residence and Business Dispatch
• UNE xDSL	• ADSL Provided to Retail
• UNE Line Sharing	• ADSL Provided to Retail
• Local Interconnection Trunks	• Parity with Retail

M&R-4: Percent Repeat Troubles within 30 Days

Definition

Closed trouble reports on the same line/circuit as a previous trouble report received within 30 calendar days as a percent of total troubles closed reported

Exclusions

- Trouble tickets canceled at the CLEC request.
- BellSouth trouble reports associated with internal or administrative service.
- Customer Provided Equipment (CPE) troubles or CLEC Equipment Trouble.

Business Rules

Includes Customer trouble reports received within 30 days of an original Customer trouble report

Calculation

Percent Repeat Troubles within 30 Days = $(a \div b) \times 100$

- a = Count of closed Customer Troubles where more than one trouble report was logged for the same service line within a continuous 30 days
- b = Total Trouble Reports Closed in Reporting Period

Report Structure

- Dispatch / Non-Dispatch
- CLEC Specific
- CLEC Aggregate
- BellSouth Aggregate

Data Retained

Relating to CLEC Experience	Relating to BellSouth Performance
<ul style="list-style-type: none"> • Report Month • Total Tickets (LINE_NBR) • CLEC Company Name • Ticket Submission Date & Time (TICKET_ID) • Ticket Completion Date (CMPLTN_DT) • Total and Percent Repeat Trouble Reports within 30 Days (TOT_REPEAT) • Service Type • Disposition and Cause (CAUSE_CD & CAUSE_DESC) • Geographic Scope <p>Note: Code in parentheses is the corresponding header found in the raw data file.</p>	<ul style="list-style-type: none"> • Report Month • Total Tickets • BellSouth Company Code • Ticket Submission Date • Ticket Submission Time • Ticket Completion Date • Ticket Completion Time • Total and Percent Repeat Trouble Reports within 30 Days • Service Type • Disposition and Cause (Non-Design /Non-Special Only) • Trouble Code (Design and Trunking Services) • Geographic Scope

SQM Disaggregation - Analog/Benchmark

SQM Level of Disaggregation	SQM Analog/Benchmark
• Resale Residence	• Retail Residence
• Resale Business	• Retail Business
• Resale Design	• Retail Design
• Resale PBX	• Retail PBX
• Resale Centrex	• Retail Centrex

SQM Level of Disaggregation	SQM Analog/Benchmark
• Resale ISDN	• Retail ISDN
• LNP (Standalone) (Not Available in Maintenance)	• Not Applicable
• 2W Analog Loop Design	• Retail Residence & Business Dispatch
• 2W Analog Loop Non – Design	• Retail Residence & Business (POTS) (Exclusion of Switch-Based Feature Troubles)
• UNE Loop + Port Combinations	• Retail Residence & Business
• UNE Switch Ports	• Retail Residence and Business (POTS)
• UNE Combo Other	• Retail Residence, Business & Design Dispatch
• UNE xDSL (HDSL, ADSL and UCL)	• ADSL Provided to Retail
• UNE ISDN	• Retail ISDN – BRI
• UNE Line Sharing	• ADSL Provided to Retail
• UNE Other Design	• Retail Design
• UNE Other Non – Design	• Retail Residence & Business
• Local Interconnection Trunks	• Parity with Retail
• Local Transport (Unbundled Interoffice Transport)	• Retail DS1/DS3 Interoffice

SEEM Measure

SEEM Measure		
Yes	Tier I	X
	Tier II	X
	Tier III	

SEEM Disaggregation - Analog/Benchmark

SEEM Disaggregation	SEEM Analog/Benchmark
• Resale POTS	• Retail Residence and Business (POTS)
• Resale Design	• Retail Design
• UNE Loop + Port Combinations	• Retail Residence and Business
• UNE Loops	• Retail Residence and Business Dispatch
• UNE xDSL	• ADSL Provided to Retail
• UNE Line Sharing	• ADSL Provided to Retail
• Local Interconnection Trunks	• Parity with Retail

M&R-5: Out of Service (OOS) > 24 Hours

Definition

For Out of Service Troubles (no dial tone, cannot be called or cannot call out) the percentage of Total OOS Troubles cleared in excess of 24 hours. (All design services are considered to be out of service).

Exclusions

- Trouble Reports canceled at the CLEC request
- BellSouth Trouble Reports associated with administrative service
- Customer Provided Equipment (CPE) Troubles or CLEC Equipment Troubles.

Business Rules

Customer Trouble reports that are out of service and cleared in excess of 24 hours. The clock begins when the trouble report is created in LMOS/WFA and the trouble is counted if the elapsed time exceeds 24 hours.

Calculation

Out of Service (OOS) > 24 hours = $(a \div b) \times 100$

- a = Total Cleared Troubles OOS > 24 Hours
- b = Total OOS Troubles in Reporting Period

Report Structure

- Dispatch / Non - Dispatch
- CLEC Specific
- BellSouth Aggregate
- CLEC Aggregate

Data Retained

Relating to CLEC Experience	Relating to BellSouth Experience
<ul style="list-style-type: none"> • Report Month • Total Tickets • CLEC Company Name • Ticket Submission Date & Time (TICKET_ID) • Ticket Completion Date (CMPLTN_DT) • Percentage of Customer Troubles out of • Service > 24 Hours (OOS>24_FLAG) • Service type (CLASS_SVC_DESC) • Disposition and Cause (CAUSE_CD & CAUSE-DESC) • Geographic Scope <p>Note: Code in parentheses is the corresponding header found in the raw data file.</p>	<ul style="list-style-type: none"> • Report Month • Total Tickets • BellSouth Company Code • Ticket Submission Date • Ticket Submission time • Ticket Completion Date • Ticket Completion Time • Percent of Customer Troubles out of Service > 24 Hours • Service type • Disposition and Cause (Non-Design/Non-Special only) • Trouble Code (Design and Trunking Services) • Geographic Scope

SQM Disaggregation - Analog/Benchmark

SQM Level of Disaggregation	SQM Analog/Benchmark
• Resale Residence	• Retail Residence
• Resale Business	• Retail Business
• Resale Design	• Retail Design
• Resale PBX	• Retail PBX
• Resale Centrex	• Retail Centrex

SQM Level of Disaggregation	SQM Analog/Benchmark
• Resale ISDN	• Retail ISDN
• LNP (Standalone) (Not Available in Maintenance)	• Not Applicable
• 2W Analog Loop Design	• Retail Residence & Business Dispatch
• 2W Analog Loop Non – Design	• Retail Residence & Business (POTS) (Exclusion of Switch-Based Feature Troubles)
• UNE Loop + Port Combinations	• Retail Residence & Business
• UNE Switch Ports	• Retail Residence & Business (POTS)
• UNE Combo Other	• Retail Residence, Business and Design Dispatch
• UNE xDSL (HDSL, ADSL and UCL)	• ADSL Provided to Retail
• UNE ISDN	• Retail ISDN – BRI
• UNE Line Sharing	• ADSL Provided to Retail
• UNE Other Design	• Retail Design
• UNE Other Non – Design	• Retail Residence & Business
• Local Interconnection Trunks	• Parity with Retail
• Local Transport (Unbundled Interoffice Transport)	• Retail DS1/DS3 Interoffice

SEEM Measure

SEEM Measure		
No	Tier I	
	Tier II	
	Tier III	

SEEM Disaggregation - Analog/Benchmark

SEEM Disaggregation	SEEM Analog/Benchmark
• Not Applicable	• Not Applicable

M&R-6: Average Answer Time – Repair Centers

Definition

This measures the average time a customer is in queue when calling a BellSouth Repair Center.

Exclusions

None

Business Rules

The clock starts when a CLEC Representative or BellSouth customer makes a choice on the Repair Center's menu and is put in queue for the next repair attendant. The clock stops when the repair attendant answers the call (abandoned calls are not included).

Note: The Total Column is a combined BellSouth Residence and Business number.

Calculation

Answer Time for BellSouth Repair Centers = (a - b)

- a = Time BellSouth Repair Attendant Answers Call
- b = Time of entry into queue after ACD Selection

Average Answer Time for BellSouth Repair Centers = (c ÷ d)

- c = Sum of all Answer Times
- d = Total number of calls by reporting period

Report Structure

- CLEC Aggregate
- BellSouth Aggregate

Data Retained

Relating to CLEC Experience	Relating to BellSouth Experience
• CLEC Average Answer Time	• BellSouth Average Answer Time

SQM Disaggregation - Analog / Benchmark

SQM Level of Disaggregation	Retail Analog / Benchmark
• Region. CLEC/BellSouth Service Centers and BellSouth Repair Centers are regional.	• For CLEC, Average Answer Times in UNE Center and BRMC are comparable to the Average Answer Times in the BellSouth Repair Centers.

SEEM Measure

SEEM Measure		
No	Tier I	
	Tier II	
	Tier III	

SEEM Disaggregation - Analog/Benchmark

SEEM Disaggregation	SEEM Analog/Benchmark
• Not Applicable	• Not Applicable

M&R-6: Average Answer Time – Repair Centers

M&R-7: Mean Time To Notify CLEC of Network Outages

Definition

This report measures the time it takes for the BellSouth Network Management Center (NMC) to notify the CLEC of major network outages.

Exclusions

None

Business Rules

BellSouth will inform the CLEC of any major network outages (key customer accounts) via a page or email. When the BellSouth NMC becomes aware of a network incident, the CLEC and BellSouth will be notified electronically. The notification time for each outage will be measured in minutes and divided by the number of outages for the reporting period. These are broadcast messages. It is up to those receiving the message to determine if they have customers affected by the incident.

The CLECs will be notified in accordance with the rules outlined in Appendix D of the CLEC “Customer Guide” which is published on the internet at: www.interconnection.bellsouth.com/guides/other_guides/html/gopue/indexf.htm.

Calculation

Time to Notify CLEC = (a - b)

- a = Date and Time BellSouth Notified CLEC
- b = Date and Time BellSouth Detected Network Incident

Mean Time to Notify CLEC = (c ÷ d)

- c = Sum of all Times to Notify CLEC
- d = Count of Network Incidents

Report Structure

- BellSouth Aggregate
- CLEC Aggregate
- CLEC Specific

Data Retained

Relating to CLEC Experience	Relating to BellSouth Experience
<ul style="list-style-type: none"> • Report Month • Major Network Events • Date/Time of Incident • Date/Time of Notification 	<ul style="list-style-type: none"> • Report Month • Major Network Events • Date/Time of Incident • Date/Time of Notification

SQM Disaggregation - Analog / Benchmark

SQM Level of Disaggregation	Retail Analog / Benchmark
<ul style="list-style-type: none"> • BellSouth Aggregate • CLEC Aggregate • CLEC Specific 	<ul style="list-style-type: none"> • Parity by Design

SEEM Measure

SEEM Measure		
No	Tier I	
	Tier II	
	Tier III	

SEEM Disaggregation - Analog/Benchmark

SEEM Disaggregation	SEEM Analog/Benchmark
• Not Applicable	• Not Applicable

Section 5: Billing

B-1: Invoice Accuracy

Definition

This measure provides the percentage of accuracy of the billing invoices rendered to CLECs during the current month.

Exclusions

- Adjustments not related to billing errors (e.g., credits for service outage, special promotion credits, adjustments to satisfy the customer)
- Test Accounts

Business Rules

The accuracy of billing invoices delivered by BellSouth to the CLEC must enable them to provide a degree of billing accuracy comparative to BellSouth bills rendered to retail customers of BellSouth. CLECs request adjustments on bills determined to be incorrect. The BellSouth Billing verification process includes manually analyzing a sample of local bills from each bill period. The bill verification process draws from a mix of different customer billing options and types of service. An end-to-end auditing process is performed for new products and services. Internal measurements and controls are maintained on all billing processes.

Calculation

$$\text{Invoice Accuracy} = [(a - b) \div a] \times 100$$

- a = Absolute Value of Total Billed Revenues during current month
- b = Absolute Value of Billing Related Adjustments during current month

Report Structure

- CLEC Specific
- CLEC Aggregate
- BellSouth Aggregate
- Geographic Scope
 - Region
 - State

Data Retained

Relating to CLEC Experience	Relating to BellSouth Performance
<ul style="list-style-type: none"> • Report Month • Invoice Type <ul style="list-style-type: none"> - UNE - Resale - Interconnection • Total Billed Revenue • Billing Related Adjustments 	<ul style="list-style-type: none"> • Report month • Retail Type <ul style="list-style-type: none"> - CRIS - CABS • Total Billed Revenue • Billing Related Adjustments

SQM Disaggregation - Analog/Benchmark

SQM Level of Disaggregation	Retail Analog/Benchmark
<ul style="list-style-type: none"> • Product / Invoice Type <ul style="list-style-type: none"> - Resale - UNE - Interconnection 	<ul style="list-style-type: none"> • CLEC Invoice Accuracy is comparable to BellSouth Invoice Accuracy

SEEM Measure

SEEM Measure		
Yes	Tier I	X
	Tier II	X
	Tier III	X

SEEM Disaggregation - Analog/Benchmark

SEEM Disaggregation	SEEM Analog/Benchmark
<ul style="list-style-type: none"> • CLEC State • BellSouth State 	<ul style="list-style-type: none"> • Parity with Retail

B2: Mean Time to Deliver Invoices

Definition

Bill Distribution is calculated as follows: CRIS BILLS-The number of workdays is reported for CRIS bills. This is calculated by counting the Bill Period date as the first work day. Weekends and holidays are excluded when counting workdays. J/N Bills are counted in the CRIS work day category for the purposes of the measurement since their billing account number (Q account) is provided from the CRIS system.

CABS BILLS-The number of calendar days is reported for CABS bills. This is calculated by counting the day following the Bill Period date as the first calendar day. Weekends and holidays are included when counting the calendar days.

Exclusions

Any invoices rejected due to formatting or content errors.

Business Rules

This report measures the mean interval for timeliness of billing records delivered to CLECs in an agreed upon format. CRIS-based invoices are measured in business days, and CABS-based invoices in calendar days.

Calculation

Invoice Timeliness = (a - b)

- a = Invoice Transmission Date
- b = Close Date of Scheduled Bill Cycle

Mean Time To Deliver Invoices = (c ÷ d)

- c = Sum of all Invoice Timeliness intervals
- d = Count of Invoices Transmitted in Reporting Period

Report Structure

- CLEC Specific
- CLEC Aggregate
- BellSouth Aggregate
- Geographic Scope
 - Region
 - State

Data Retained

Relating to CLEC Experience	Relating to BellSouth Performance
<ul style="list-style-type: none"> • Report month • Invoice Type <ul style="list-style-type: none"> - UNE - Resale - Interconnection • Invoice Transmission Count • Date of Scheduled Bill Close 	<ul style="list-style-type: none"> • Report month • Invoice Type <ul style="list-style-type: none"> - CRIS - CABS • Invoice Transmission Count • Date of Scheduled Bill Close

SQM Disaggregation - Analog/Benchmark

SQM Level of Disaggregation	Retail Analog/Benchmark
Product / Invoice Type <ul style="list-style-type: none"> • Resale • UNE • Interconnection 	<ul style="list-style-type: none"> • CRIS-based invoices will be released for delivery within six (6) business days. • CABS-based invoices will be released for delivery within eight (8) calendar days. • CLEC Average Delivery Intervals for both CRIS and CABS Invoices are comparable to BellSouth Average delivery for both systems.

SEEM Measure

SEEM Measure		
Yes	Tier I	X
	Tier II	X
	Tier III	X

SEEM Disaggregation - Analog/Benchmark

SEEM Disaggregation	SEEM Analog/Benchmark
<ul style="list-style-type: none"> • CLEC State <ul style="list-style-type: none"> - CRIS - CABS • BellSouth Region 	<ul style="list-style-type: none"> • Parity with Retail

B3: Usage Data Delivery Accuracy

Definition

This measurement captures the percentage of recorded usage that is delivered error free and in an acceptable format to the appropriate Competitive Local Exchange Carrier (CLEC). These percentages will provide the necessary data for use as a comparative measurement for BellSouth performance. This measurement captures Data Delivery Accuracy rather than the accuracy of the individual usage recording.

Exclusions

None

Business Rules

The accuracy of the data delivery of usage records delivered by BellSouth to the CLEC must enable them to provide a degree of accuracy comparative to BellSouth bills rendered to their retail customers. If errors are detected in the delivery process, they are investigated, evaluated and documented. Errors are corrected and the data retransmitted to the CLEC.

Calculation

Usage Data Delivery Accuracy = $(a - b) \div a \times 100$

- a = Total number of usage data packs sent during current month
- b = Total number of usage data packs requiring retransmission during current month

Report Structure

- CLEC Specific
- CLEC Aggregate
- BellSouth Aggregate
- Geographic Scope
 - Region

Data Retained

Relating to CLEC Experience	Relating to BellSouth Performance
<ul style="list-style-type: none"> • Report Month • Record Type <ul style="list-style-type: none"> - BellSouth Recorded - Non-BellSouth Recorded 	<ul style="list-style-type: none"> • Report month • Record Type

SQM Disaggregation - Analog/Benchmark

SQM Level of Disaggregation	Retail Analog/Benchmark
<ul style="list-style-type: none"> • Region 	<ul style="list-style-type: none"> • CLEC Usage Data Delivery Accuracy is comparable to BellSouth Usage Data Delivery Accuracy

SEEM Measure

SEEM Measure		
Yes	Tier I	X
	Tier II	X
	Tier III	

SEEM Disaggregation - Analog/Benchmark

SEEM Disaggregation	SEEM Analog/Benchmark
<ul style="list-style-type: none">• CLEC State• BellSouth Region	<ul style="list-style-type: none">• Parity with Retail

B4: Usage Data Delivery Completeness

Definition

This measurement provides percentage of complete and accurately recorded usage data (usage recorded by BellSouth and usage recorded by other companies and sent to BellSouth for billing) that is processed and transmitted to the CLEC within thirty (30) days of the message recording date. A parity measure is also provided showing completeness of BellSouth messages processed and transmitted via CMDS. BellSouth delivers its own retail usage from recording location to billing location via CMDS as well as delivering billing data to other companies. Timeliness, Completeness and Mean Time to Deliver Usage measures are reported on the same report.

Exclusions

None

Business Rules

The purpose of these measurements is to demonstrate the level of quality of usage data delivered to the appropriate CLEC. Method of delivery is at the option of the CLEC.

Calculation

Usage Data Delivery Completeness = $(a \div b) \times 100$

- a = Total number of Recorded usage records delivered during current month that are within thirty (30) days of the message recording date
- b = Total number of Recorded usage records delivered during the current month

Report Structure

- CLEC Specific
- CLEC Aggregate
- BellSouth Aggregate
- Region

Data Retained

Relating to CLEC Experience	Relating to BellSouth Performance
<ul style="list-style-type: none"> • Report Month • Record Type <ul style="list-style-type: none"> - BellSouth Recorded - Non-BellSouth Recorded 	<ul style="list-style-type: none"> • Report month • Record Type

SQM Disaggregation - Analog/Benchmark

SQM Level of Disaggregation	Retail Analog/Benchmark
<ul style="list-style-type: none"> • Region 	<ul style="list-style-type: none"> • CLEC Usage Data Delivery Completeness is comparable to BellSouth Usage Data Delivery Completeness

SEEM Measure

SEEM Measure		
No	Tier I	
	Tier II	
	Tier III	

SEEM Disaggregation - Analog/Benchmark

SEEM Disaggregation	SEEM Analog/Benchmark
• Not Applicable	• Not Applicable

B5: Usage Data Delivery Timeliness

Definition

This measurement provides a percentage of recorded usage data (usage recorded by BellSouth and usage recorded by other companies and sent to BellSouth for billing) that is delivered to the appropriate CLEC within six (6) calendar days from the receipt of the initial recording. A parity measure is also provided showing timeliness of BellSouth messages processed and transmitted via CMDS. Timeliness, Completeness and Mean Time to Deliver Usage measures are reported on the same report.

Exclusions

None

Business Rules

The purpose of this measurement is to demonstrate the level of timeliness for processing and transmission of usage data delivered to the appropriate CLEC. The usage data will be mechanically transmitted or mailed to the CLEC data processing center once daily. The Timeliness interval of usage recorded by other companies is measured from the date BellSouth receives the records to the date BellSouth distributes to the CLEC. Method of delivery is at the option of the CLEC.

Calculation

Usage Data Delivery Timeliness Current month = $(a \div b) \times 100$

- a = Total number of usage records sent within six (6) calendar days from initial recording/receipt
- b = Total number of usage records sent

Report Structure

- CLEC Aggregate
- CLEC Specific
- BellSouth Aggregate
- Region

Data Retained

Relating to CLEC Experience	Relating to BellSouth Performance
<ul style="list-style-type: none"> • Report Month • Record Type <ul style="list-style-type: none"> - BellSouth Recorded - Non-BellSouth Recorded 	<ul style="list-style-type: none"> • Report Monthly • Record Type

SQM Level of Disaggregation - Analog/Benchmark

SQM Level of Disaggregation	Retail Analog/Benchmark
<ul style="list-style-type: none"> • Region 	<ul style="list-style-type: none"> • CLEC Usage Data Delivery Timeliness is comparable to BellSouth Usage Data Delivery Timeliness

SEEM Measure

SEEM Measure		
No	Tier I	
	Tier II	
	Tier III	

SEEM Disaggregation - Analog/Benchmark

SEEM Disaggregation	SEEM Analog/Benchmark
• Not Applicable	• Not Applicable

B6: Mean Time to Deliver Usage

Definition

This measurement provides the average time it takes to deliver Usage Records to a CLEC. A parity measure is also provided showing timeliness of BellSouth messages processed and transmitted via CMDS. Timeliness, Completeness and Mean Time to Deliver Usage measures are reported on the same report.

Exclusions

None

Business Rules

The purpose of this measurement is to demonstrate the average number of days it takes BellSouth to deliver Usage data to the appropriate CLEC. Usage data is mechanically transmitted or mailed to the CLEC data processing center once daily. Method of delivery is at the option of the CLEC.

Calculation

Mean Time to Deliver Usage = $(a \times b) \div c$

- a = Volume of Records Delivered
- b = Estimated number of days to deliver
- c = Total Record Volume Delivered

Note: Any usage record falling in the 30+ day interval will be added using an average figure of 31.5 days.

Report Structure

- CLEC Aggregate
- CLEC Specific
- BellSouth Aggregate
- Region

Data Retained

Relating to CLEC Experience	Relating to BellSouth Performance
<ul style="list-style-type: none"> • Report Month • Record Type <ul style="list-style-type: none"> - BellSouth Recorded - Non-BellSouth Recorded 	<ul style="list-style-type: none"> • Report Monthly • Record Type

SQM Level of Disaggregation - Analog/Benchmark

SQM Level of Disaggregation	Retail Analog/Benchmark
<ul style="list-style-type: none"> • Region 	<ul style="list-style-type: none"> • Mean Time to Deliver Usage to CLEC is comparable to Mean Time to Deliver Usage to BellSouth

SEEM Measure

SEEM Measure		
No	Tier I	
	Tier II	
	Tier III	

SEEM Disaggregation - Analog/Benchmark

SEEM Disaggregation	SEEM Analog/Benchmark
• Not Applicable	• Not Applicable

B6: Mean Time to Deliver Usage

B7: Recurring Charge Completeness

Definition

This measure captures percentage of fractional recurring charges appearing on the correct bill.

Exclusions

None

Business Rules

The effective date of the recurring charge must be within 30 days of the bill date for the charge to appear on the correct bill.

Calculation

Recurring Charge Completeness = $(a \div b) \times 100$

- a = Count of fractional recurring charges that are on the correct bill¹
- b = Total count of fractional recurring charges that are on the correct bill

¹Correct bill = next available bill

Report Structure

- CLEC Specific
- CLEC Aggregate
- BellSouth Aggregate

Data Retained

Relating to CLEC Experience	Relating to BellSouth Experience
<ul style="list-style-type: none"> • Report month • Invoice type • Total recurring charges billed • Total billed on time 	<ul style="list-style-type: none"> • Report month • Retail Analog • Total recurring charges billed • Total billed on time

SQM Level of Disaggregation - Analog/Benchmark

SQM Level of Disaggregation	Retail Analog/Benchmark
Product/Invoice Type	
<ul style="list-style-type: none"> • Resale 	<ul style="list-style-type: none"> • Parity
<ul style="list-style-type: none"> • UNE 	<ul style="list-style-type: none"> • Benchmark 90%
<ul style="list-style-type: none"> • Interconnection 	<ul style="list-style-type: none"> • Benchmark 90%

SEEM Measure

SEEM Measure		
No	Tier I	
	Tier II	
	Tier III	

SEEM Disaggregation - Analog/Benchmark

SEEM Disaggregation	SEEM Analog/Benchmark
• Not Applicable	• Not Applicable

B7: Recurring Charge Completeness

B8: Non-Recurring Charge Completeness

Definition

This measure captures percentage of non-recurring charges appearing on the correct bill.

Exclusions

None

Business Rules

The effective date of the non-recurring charge must be within 30 days of the bill date for the charge to appear on the correct bill.

Calculation

Non-Recurring Charge Completeness = $(a \div b) \times 100$

- a = Count of non-recurring charges that are on the correct bill¹
- b = Total count of non-recurring charges that are on the correct bill

¹Correct bill = next available bill

Report Structure

- CLEC Specific
- CLEC Aggregate
- BellSouth Aggregate

Data Retained

Relating to CLEC Experience	Relating to BellSouth Experience
<ul style="list-style-type: none"> • Report month • Invoice type • Total non-recurring charges billed • Total billed on time 	<ul style="list-style-type: none"> • Report month • Retail Analog • Total non-recurring charges billed • Total billed on time

SQM Level of Disaggregation - Analog/Benchmark

SQM Level of Disaggregation	Retail Analog/Benchmark:
Product/Invoice Type	
<ul style="list-style-type: none"> • Resale 	<ul style="list-style-type: none"> • Parity
<ul style="list-style-type: none"> • UNE 	<ul style="list-style-type: none"> • Benchmark 90%
<ul style="list-style-type: none"> • Interconnection 	<ul style="list-style-type: none"> • Benchmark 90%

SEEM Measure

SEEM Measure		
No	Tier I	
	Tier II	
	Tier III	

SEEM Disaggregation - Analog/Benchmark

SEEM Disaggregation	SEEM Analog/Benchmark
• Not Applicable	• Not Applicable

Section 6: Operator Services And Directory Assistance

OS-1: Speed to Answer Performance/Average Speed to Answer - Toll

Definition

Measurement of the average time in seconds calls wait before answered by a toll operator.

Exclusions

None

Business Rules

The clock starts when the customer enters the queue and the clock stops when a BellSouth representative answers the call or the customer abandons the call. The length of each call is determined by measuring, using a scanning technique, and accumulating the elapsed time from the entry of a customer call into the BellSouth call management system queue until the customer call is abandoned or transferred to BellSouth personnel assigned to handle calls for assistance. The system makes no distinction between CLEC customers and BellSouth customers.

Calculation

Speed to Answer Performance/Average Speed to Answer - Toll = $a \div b$

- a = Total queue time
- b = Total calls answered

Note: Total queue time includes time that answered calls wait in queue as well as time abandoned calls wait in queue prior to abandonment.

Report Structure

- Reported for the aggregate of BellSouth and CLECs
 - State

Data Retained (on Aggregate Basis)

- For the items below, BellSouth's Performance Measurement Analysis Platform (PMAP) receives a final computation; therefore, no raw data file is available in PMAP
- Month
- Call Type (Toll)
- Average Speed of Answer

SQM Disaggregation - Analog/Benchmark

SQM Level of Disaggregation	Retail Analog/Benchmark
<ul style="list-style-type: none"> • None 	<ul style="list-style-type: none"> • Parity by Design

SEEM Measure

SEEM Measure		
No	Tier I	
	Tier II	
	Tier III	

SEEM Disaggregation - Analog/Benchmark

SEEM Disaggregation	SEEM Analog/Benchmark
• Not Applicable	• Not Applicable

OS-2: Speed to Answer Performance/Percent Answered with “X” Seconds – Toll

Definition

Measurement of the percent of toll calls that are answered in less than ten seconds

Exclusions

None

Business Rules

The clock starts when the customer enters the queue and the clock stops when a BellSouth representative answers the call or the customer abandons the call. The length of each call is determined by measuring, using a scanning technique, and accumulating the elapsed time from the entry of a customer call into the BellSouth call management system queue until the customer call is abandoned or transferred to BellSouth personnel assigned to handle calls for assistance. The system makes no distinction between CLEC customers and BellSouth customers.

Calculation

The Percent Answered within “X” Seconds measurement for toll is derived by using the BellCore Statistical Answer Conversion Tables, to convert the Average Speed to Answer measure into a percent of calls answered within “X” seconds. The BellCore Conversion Tables are specific to the defined parameters of work time, number of operators, max queue size and call abandonment rates.

Report Structure

- Reported for the aggregate of BellSouth and CLECs
 - State

Data Retained (on Aggregate Basis)

- For the items below, BellSouth’s Performance Measurement Analysis Platform (PMAP) receives a final computation; therefore, no raw data file is available in PMAP
- Month
- Call Type (Toll)
- Average Speed of Answer

SQM Disaggregation - Analog/Benchmark

SQM Level of Disaggregation:	Retail Analog/Benchmark:
• None	• Parity by Design

SEEM Measure

SEEM Measure		
No	Tier I	
	Tier II	
	Tier III	

SEEM Disaggregation - Analog/Benchmark

SEEM Disaggregation	SEEM Analog/Benchmark
• Not Applicable	• Not Applicable

DA-1: Speed to Answer Performance/Average Speed to Answer – Directory Assistance (DA)

Definition

Measurement of the average time in seconds calls wait before answered by a DA operator.

Exclusions

None

Business Rules

The clock starts when the customer enters the queue and the clock stops when a BellSouth representative answers the call or the customer abandons the call. The length of each call is determined by measuring, using a scanning technique, and accumulating the elapsed time from the entry of a customer call into the BellSouth call management system queue until the customer call is abandoned or transferred to BellSouth personnel assigned to handle calls for assistance. The system makes no distinction between CLEC customers and BellSouth customers.

Calculation

Speed to Answer Performance/Average Speed to Answer – Directory Assistance (DA) = $a \div b$

- a = Total queue time
- b = Total calls answered

Note: Total queue time includes time that answered calls wait in queue as well as time abandoned calls wait in queue prior to abandonment.

Report Structure

- Reported for the aggregate of BellSouth and CLECs
 - State

Data Retained (on Aggregate Basis)

- For the items below, BellSouth's Performance Measurement Analysis Platform (PMAP) receives a final computation; therefore, no raw data file is available in PMAP
- Month
- Call Type (DA)
- Average Speed of Answer

SQM Level of Disaggregation - Analog/Benchmark

SQM Level of Disaggregation	Retail Analog/Benchmark
• None	• Parity by Design

SEEM Measure

SEEM Measure		
No	Tier I	
	Tier II	
	Tier III	

SEEM Disaggregation - Analog/Benchmark

SEEM Disaggregation	SEEM Analog/Benchmark
• Not Applicable	• Not Applicable

DA-1: Speed to Answer Performance/Average Speed to Answer – Directory Assistance (DA)

DA-2: Speed to Answer Performance/Percent Answered within “X” Seconds – Directory Assistance (DA)

Definition

Measurement of the percent of DA calls that are answered in less than twelve seconds.

Exclusions

None

Business Rules

The clock starts when the customer enters the queue and the clock stops when a BellSouth representative answers the call or the customer abandons the call. The length of each call is determined by measuring, using a scanning technique, and accumulating the elapsed time from the entry of a customer call into the BellSouth call management system queue until the customer call is abandoned or transferred to BellSouth personnel assigned to handle calls for assistance. The system makes no distinction between CLEC customers and BellSouth customers.

Calculation

The Percent Answered within “X” Seconds measurement for DA is derived by using the BellCore Statistical Answer Conversion Tables, to convert the Average Speed to Answer measure into a percent of calls answered within “X” seconds. The BellCore Conversion Tables are specific to the defined parameters of work time, number of operators, max queue size and call abandonment rates.

Report Structure

- Reported for the aggregate of BellSouth and CLECs
 - State

Data Retained (on Aggregate Basis)

- For the items below, BellSouth’s Performance Measurement Analysis Platform (PMAP) receives a final computation; therefore, no raw data file is available in PMAP.
- Month
- Call Type (DA)
- Average Speed of Answer

SQM Disaggregation - Analog/Benchmark

SQM Level of Disaggregation	Retail Analog/Benchmark
• None	• Parity by Design

SEEM Measure

SEEM Measure		
No	Tier I	
	Tier II	
	Tier III	

SEEM Disaggregation - Analog/Benchmark

SEEM Disaggregation	SEEM Analog/Benchmark
• Not Applicable	• Not Applicable

Section 7: Database Update Information

D-1: Average Database Update Interval

Definition

This report measures the interval from receipt of the database change request to the completion of the update to the database for Line Information Database (LIDB), Directory Assistance and Directory Listings. For E-911, see Section 8.

Exclusions

- Updates Canceled by the CLEC
- Initial update when supplemented by CLEC
- BellSouth updates associated with internal or administrative use of local services.

Business Rules

The interval for this measure begins with the date and time stamp when a service order is completed and the completion notice is released to all systems to be updated with the order information including Directory Assistance, Directory Listings, and Line Information Database (LIDB). The end time stamp is the date and time of completion of updates to the system.

For BellSouth Results:

The BellSouth computation is identical to that for the CLEC with the clarifications noted below.

Other Clarifications and Qualification:

- For LIDB, the elapsed time for a BellSouth update is measured from the point in time when the BellSouth file maintenance process makes the LIDB update information available until the date and time reported by BellSouth that database updates are completed.
- Results for the CLECs are captured and reported at the update level by Reporting Dimension (see below).
- The Completion Date is the date upon which BellSouth issues the Update Completion Notice to the CLEC.
- If the CLEC initiates a supplement to the originally submitted update and the supplement reflects changes in customer requirements (rather than responding to BellSouth initiated changes), then the update submission date and time will be the date and time of BellSouth receipt of a syntactically correct update supplement. Update activities responding to BellSouth initiated changes will not result in changes to the update submission date and time used for the purposes of computing the update completion interval.
- Elapsed time is measured in hours and hundredths of hours rounded to the nearest tenth of an hour.
- Because this should be a highly automated process, the accumulation of elapsed time continues through off-schedule, weekends and holidays; however, scheduled maintenance windows are excluded.

Calculation

Update Interval = (a - b)

- a = Completion Date & Time of Database Update
- b = Submission Date and Time of Database Change

Average Update Interval = (c ÷ d)

- c = Sum of all Update Intervals
- d = Total Number of Updates Completed During Reporting Period

Report Structure

- CLEC Specific (Under development)
- CLEC Aggregate
- BellSouth Aggregate

Data Retained

Relating to CLEC Experience	Relating to BellSouth Performance
<ul style="list-style-type: none"> • Database File Submission Time • Database File Update Completion Time • CLEC Number of Submissions • Total Number of Updates 	<ul style="list-style-type: none"> • Database File Submission Time • Database File Update Completion Time • BellSouth Number of Submissions • Total Number of Updates

SQM Disaggregation - Analog/Benchmark

SQM LEVEL of Disaggregation:	Retail Analog/Benchmark:
Database Type <ul style="list-style-type: none"> • LIDB • Directory Listings • Directory Assistance 	<ul style="list-style-type: none"> • Parity by Design

SEEM Measure

SEEM Measure		
No	Tier I	
	Tier II	
	Tier III	

SEEM Disaggregation - Analog/Benchmark

SEEM Disaggregation	SEEM Analog/Benchmark
<ul style="list-style-type: none"> • Not Applicable 	<ul style="list-style-type: none"> • Not Applicable

D-2: Percent Database Update Accuracy

Definition

This report measures the accuracy of database updates by BellSouth for Line Information Database (LIDB), Directory Assistance, and Directory Listings using a statistically valid sample of LSRs/Orders in a manual review. This manual review is not conducted on BellSouth Retail Orders.

Exclusions

- Updates canceled by the CLEC
- Initial update when supplemented by CLEC
- CLEC orders that had CLEC errors
- BellSouth updates associated with internal or administrative use of local services.

Business Rules

For each update completed during the reporting period, the original update that the CLEC sent to BellSouth is compared to the database following completion of the update by BellSouth. An update is “completed without error” if the database completely and accurately reflects the activity specified on the original and supplemental update (order) submitted by the CLEC. Each database (LIDB, Directory Assistance, and Directory Listings) should be separately tracked and reported.

A statistically valid sample of CLEC Orders are pulled each month. That sample will be used to test the accuracy of the database update process. This is a manual process.

Calculation

Percent Update Accuracy = $(a \div b) \times 100$

- a = Number of Updates Completed Without Error
- b = Number Updates Completed

Report Structure

- CLEC Aggregate
- CLEC Specific (not available in this report)
- BellSouth Aggregate (not available in this report)

Data Retained

Relating to CLEC Experience	Relating to BellSouth Performance
<ul style="list-style-type: none"> • Report Month • CLEC Order Number (so_nbr) and PON (PON) • Local Service Request (LSR) • Order Submission Date • Number of Orders Reviewed <p>Note: Code in parentheses is the corresponding header found in the raw data file.</p>	<ul style="list-style-type: none"> • Not Applicable

SQM Disaggregation - Analog/Benchmark

SQM LEVEL of Disaggregation	Retail Analog/Benchmark:
Database Type <ul style="list-style-type: none"> • LIDB • Directory Assistance • Directory Listings 	<ul style="list-style-type: none"> • 95% Accurate

SEEM Measure

SEEM Measure		
No	Tier I	
	Tier II	
	Tier III	

SEEM Disaggregation - Analog/Benchmark

SEEM Disaggregation	SEEM Analog/Benchmark
• Not Applicable	• Not Applicable

D-3: Percent NXXs and LRNs Loaded by the LERG Effective Date

Definition

Measurement of the percent of NXX(s) and Location Routing Numbers LRN(s) loaded in end office and/or tandem switches by the Local Exchange Routing Guide (LERG) effective date when facilities are in place. BellSouth has a single provisioning process for both NXX(s) and LRN(s). In this measure, BellSouth will identify whether or not a particular NXX has been flagged as LNP capable (set triggers for dips) by the LERG effective date.

An LRN is assigned by the owner of the switch and is placed into the software translations for every switch to be used as an administrative pointer to route NXX(s) in LNP capable switches. The LRN is a result of Local Number Porting and is housed in a national database provided by the Number Portability Administration Center (NPAC). The switch owner is responsible for notifying NPAC and requesting the effective date that will be reflected in the LERG. The national database downloads routing tables into BellSouth Service Control Point (SCP) regional databases, which are queried by switches when routing ported numbers.

The basic NXX routing process includes the addition of all NXX(s) in the response translations. This addition to response translations is what supports LRN routing. Routing instructions for all NXX(s), including LRN(s), are received from the Advance Routing & Trunking System (ARTS) and all routing, including response, is established based on the information contained in the Translation Work Instructions (TWINs) document.

Exclusions

- Activation requests where the CLEC's interconnection arrangements and facilities are not in place by the LERG effective date.
- Expedite requests

Business Rules

Data for the initial NXX(s) and LRN(s) in a local calling area will be based on the LERG effective date or completion of the initial interconnection trunk group(s), whichever is longer. Data for additional NXX(s) in the local calling area will be based on the LERG effective date. The LERG effective date is loaded into the system at the request of the CLEC. It is contingent upon the CLEC to engineer, order, and install interconnection arrangements and facilities prior to that date.

The total Count of NXX(s) and LRN(s) that were scheduled to be loaded and those that were loaded by the LERG effective date in BellSouth switches will be captured in the Work Force Administration -Dispatch In database.

Calculation

Percent NXXs/LRNs Loaded and Tested Prior to the LERG Effective Date = $(a \div b) \times 100$

- a = Count of NXXs and LRNs loaded by the LERG effective date
- b = Total NXXs and LRNs scheduled to be loaded by the LERG effective date

Report Structure

- CLEC Specific
- CLEC Aggregate
- BellSouth (Not Applicable)

Data Retained

Relating to CLEC Experience	Relating to BellSouth Experience
<ul style="list-style-type: none">• Company Name• Company Code• NPA/NXX• LERG Effective Date• Loaded Date	<ul style="list-style-type: none">• Not Applicable

SQM Disaggregation - Analog/Benchmark

SQM Level of Disaggregation	Retail Analog/Benchmark
<ul style="list-style-type: none"> Geographic scope - Region 	<ul style="list-style-type: none"> 100% by LERG effective date

SEEM Measure

SEEM Measure		
No	Tier I	
	Tier II	
	Tier III	

SEEM Disaggregation - Analog/Benchmark

SEEM Disaggregation	SEEM Analog/Benchmark
<ul style="list-style-type: none"> Not Applicable 	<ul style="list-style-type: none"> Not Applicable

D-3: Percent NXXs and LRNs Loaded by the LERG Effective Date

Section 8: E911

E-1: Timeliness

Definition

Measures the percent of batch orders for E911 database updates (to CLEC resale and BellSouth retail records) processed successfully within a 24-hour period.

Exclusions

- Any resale order canceled by a CLEC
- Facilities-based CLEC orders

Business Rules

The 24-hour processing period is calculated based on the date and time processing starts on the batch orders and the date and time processing stops on the batch orders. Mechanical processing starts when SCC (the BellSouth E911 vendor) receives E911 files containing batch orders extracted from the BellSouth Service Order Control System (SOCS). Processing stops when SCC loads the individual records to the E911 database. The E911 database includes updates to the Automatic Location Identification (ALI) database. The system makes no distinction between CLEC resale records and BellSouth retail records.

Calculation

$$\text{E911 Timeliness} = (a \div b) \times 100$$

- a = Number of batch orders processed within 24 hours
- b = Total number of batch orders submitted

Report Structure

Reported for the aggregate of CLEC resale updates and BellSouth retail updates

- State
- Region

Data Retained

- Report month
- Aggregate data

SQM Disaggregation - Analog/Benchmark

SQM Level of Disaggregation	Retail Analog/Benchmark
• None	• Parity by Design

SEEM Measure

SEEM Measure		
No	Tier I	
	Tier II	
	Tier III	

SEEM Disaggregation - Analog/Benchmark

SEEM Disaggregation	SEEM Analog/Benchmark
• Not Applicable	• Not Applicable

E-2: Accuracy

Definition

Measures the percent of E911 telephone number (TN) record updates (to CLEC resale and BellSouth retail records) processed successfully for E911 (including the Automatic Location Identification (ALI) database).

Exclusions

- Any resale order canceled by a CLEC
- Facilities-based CLEC orders

Business Rules

Accuracy is based on the number of records processed without error at the conclusion of the processing cycle. Mechanical processing starts when SCC (the BellSouth E911 vendor) receives E911 files containing telephone number (TN) records extracted from BellSouth's Service Order Control System (SOCS). The system makes no distinction between CLEC resale records and BellSouth retail records.

Calculation

$$\text{E911 Accuracy} = (a \div b) \times 100$$

- a = Number of record individual updates processed with no errors
- b = Total number of individual record updates

Report Structure

Reported for the aggregate of CLEC resale updates and BellSouth retail updates

- State
- Region

Data Retained

- Report month
- Aggregate data

SQM Disaggregation - Analog/Benchmark

SQM Level of Disaggregation	Retail Analog/Benchmark
• None	• Parity by Design

SEEM Measure

SEEM Measure		
No	Tier I	
	Tier II	
	Tier III	

SEEM Disaggregation - Analog/Benchmark

SEEM Disaggregation	SEEM Analog/Benchmark
• Not Applicable	• Not Applicable

E-3: Mean Interval

Definition

Measures the mean interval processing of E911 batch orders (to update CLEC resale and BellSouth retail records) including processing against the Automatic Location Identification (ALI) database.

Exclusions

- Any resale order canceled by a CLEC
- Facilities-based CLEC orders

Business Rules

The processing period is calculated based on the date and time processing starts on the batch orders and the date and time processing stops on the batch orders. Data is posted in 4-hour increments up to and beyond 24 hours. The system makes no distinction between CLEC resale records and BellSouth retail records.

Calculation

E911 Interval = (a - b)

- a = Date and time of batch order completion
- b = Date and time of batch order submission

E911 Mean Interval = (c ÷ d)

- c = Sum of all E911 Intervals
- d = Number of batch orders completed

Report Structure

Reported for the aggregate of CLEC resale updates and BellSouth retail updates

- State
- Region

Data Retained

- Report month
- Aggregate data

SQM Disaggregation - Analog/Benchmark

SQM Level of Disaggregation	Retail Analog/Benchmark
• None	• Parity by Design

SEEM Measure

SEEM Measure		
No	Tier I	
	Tier II	
	Tier III	

SEEM Disaggregation - Analog/Benchmark

SEEM Disaggregation	SEEM Analog/Benchmark
• Not Applicable	• Not Applicable

Section 9: Trunk Group Performance

TGP-1: Trunk Group Performance-Aggregate

Definition

The Trunk Group Performance report displays, over a reporting cycle, aggregate, average trunk group blocking data for each hour of each day of the reporting cycle, for both CLEC affecting and BellSouth affecting trunk groups.

Exclusions

- Trunk groups for which valid data is not available for an entire study period
- Duplicate trunk group information
- Trunk groups blocked due to CLEC network/equipment failure
- Trunk groups blocked due to CLEC delayed or refused orders
- Trunk groups blocked due to unanticipated significant increases in CLEC traffic
- Final groups actually overflowing, not blocked

Business Rules

The purpose of the Trunk Group Performance Report is to provide trunk blocking measurements on CLEC and BellSouth trunk groups for comparison only. It is not the intent of the report that it be used for network management and/or engineering.

Monthly Average Blocking:

- The reporting cycle includes both business and non-business days in a calendar month.
- Monthly average blocking values are calculated for each trunk group for each of the 24 time consistent hours across a reporting cycle.

Aggregate Monthly Blocking:

- Used to compare aggregate blocking across trunk groups which terminate traffic at CLEC points of presence versus BellSouth switches.
- Aggregate monthly blocking data is calculated for each hour of the day across all trunk groups assigned to a category.

Trunk Categorization:

This report displays, over a reporting cycle, aggregate, average blocking data for each hour of a day. Therefore, for each reporting cycle, 24 blocking data points are generated for two aggregate groups of selected trunk groups. These groups are CLEC affecting and BellSouth affecting trunk groups. In order to assign trunk groups to each aggregate group, all trunk groups are first assigned to a category. A trunk group's end points and the type of traffic that is transmitted on it define a category. Selected categories of trunk groups are assigned to the aggregate groups so that trunk reports can be generated. The categories to which trunk groups have been assigned for this report are as follows.

CLEC Affecting Categories:

	Point A	Point B
Category 1:	BellSouth End Office	BellSouth Access Tandem
Category 3:	BellSouth End Office	CLEC Switch
Category 4:	BellSouth Local Tandem	CLEC Switch
Category 5:	BellSouth Access Tandem	CLEC Switch
Category 10:	BellSouth End Office	BellSouth Local Tandem
Category 16:	BellSouth Tandem	BellSouth Tandem

BellSouth Affecting Categories:

	Point A	Point B
Category 9:	BellSouth End Office	BellSouth End Office

Calculation
Monthly Average Blocking:

- For each hour of the day, each day's raw data are summed across all valid measurements days in a report cycle for blocked and attempted calls.
- The sum of the blocked calls is divided by the total number of calls attempted in a reporting period.

Aggregate Monthly Blocking:

- For each hour of the day, the monthly sums of the blocked and attempted calls from each trunk group are separately aggregated over all trunk groups within each assigned category.
- The total blocked calls is divided by the total call attempts within a group to calculate an aggregate monthly blocking for each assigned group.
- The result is an aggregate monthly average blocking value for each of the 24 hours by group.
- The difference between the CLEC and BellSouth affecting trunk groups are also calculated for each hour.

Report Structure

- CLEC Aggregate
- BellSouth Aggregate
 - State

Data Retained

Relating to CLEC Experience	Relating to BellSouth Experience
<ul style="list-style-type: none"> • Report Month • Total Trunk Groups • Number of Trunk Groups by CLEC • Hourly blocking per trunk group • Hourly usage per trunk group • Hourly call attempts per trunk group 	<ul style="list-style-type: none"> • Report Month • Total Trunk Groups • Aggregate Hourly blocking per trunk group • Hourly usage per trunk group • Hourly call attempts per trunk group

SQM Disaggregation - Analog/Benchmark

SQM Level of Disaggregation	Retail Analog/Benchmark:
<ul style="list-style-type: none"> • CLEC aggregate • BellSouth aggregate 	<ul style="list-style-type: none"> • Any 2 hour period in 24 hours where CLEC blockage exceeds BellSouth blockage by more than 0.5% using trunk groups 1, 3, 4, 5, 10, 16 for CLECs and 9 for BellSouth

SEEM Measure

SEEM Measure		
Yes	Tier I	
	Tier II	X
	Tier III	X

SEEM Disaggregation - Analog/Benchmark

SEEM Disaggregation	SEEM Analog/Benchmark:
<ul style="list-style-type: none">• CLEC aggregate• BellSouth aggregate	<ul style="list-style-type: none">• Any 2 hour period in 24 hours where CLEC blockage exceeds BellSouth blockage by more than 0.5% using trunk groups 1,3,4,5,10,16 for CLECs and 9 for BellSouth

TGP-2: Trunk Group Performance-CLEC Specific

Definition

The Trunk Group Performance report displays, over a reporting cycle, aggregate, average trunk group blocking data for each hour of each day of the reporting cycle, for both CLEC affecting and BellSouth affecting trunk groups.

Exclusions

- Trunk Groups for which valid data is not available for an entire study period
- Duplicate trunk group information
- Trunk groups blocked due to CLEC network/equipment failure
- Trunk groups blocked due to CLEC delayed or refused orders
- Trunk groups blocked due to unanticipated significant increases in CLEC traffic
- Final groups actually overflowing, not blocked

Business Rules

The purpose of the Trunk Group Performance Report is to provide trunk blocking measurements on CLEC and BellSouth trunk groups for comparison only. It is not the intent of the report that it be used for network management and/or engineering.

Monthly Average Blocking:

- The reporting cycle includes both business and non-business days in a calendar month.
- Monthly average blocking values are calculated for each trunk group for each of the 24 time consistent hours across a reporting cycle.

Aggregate Monthly Blocking:

- Used to compare aggregate blocking across trunk groups which terminate traffic at CLEC points of presence versus BellSouth switches.
- Aggregate monthly blocking data is calculated for each hour of the day across all trunk groups assigned to a category.

Trunk Categorization:

- This report displays, over a reporting cycle, aggregate, average blocking data for each hour of a day. Therefore, for each reporting cycle, 24 blocking data points are generated for two aggregate groups of selected trunk groups. These groups are CLEC affecting and BellSouth affecting trunk groups. In order to assign trunk groups to each aggregate group, all trunk groups are first assigned to a category. A trunk group's end points and the type of traffic that is transmitted on it define a category. Selected categories of trunk groups are assigned to the aggregate groups so that trunk reports can be generated. The categories to which trunk groups have been assigned for this report are as follows.

CLEC Affecting Categories:

	Point A	Point B
Category 1:	BellSouth End Office	BellSouth Access Tandem
Category 3:	BellSouth End Office	CLEC Switch
Category 4:	BellSouth Local Tandem	CLEC Switch
Category 5:	BellSouth Access Tandem	CLEC Switch
Category 10:	BellSouth End Office	BellSouth Local Tandem
Category 16:	BellSouth Tandem	BellSouth Tandem

BellSouth Affecting Categories:

	Point A	Point B
Category 9:	BellSouth End Office	BellSouth End Office

Calculation:

Monthly Average Blocking:

- For each hour of the day, each day's raw data are summed across all valid measurements days in a report cycle for blocked and attempted calls.
- The sum of the blocked calls is divided by the total number of calls attempted in a reporting period.

Aggregate Monthly Blocking:

- For each hour of the day, the monthly sums of the blocked and attempted calls from each trunk group are separately aggregated over all trunk groups within each assigned category.
- The total blocked calls is divided by the total call attempts within a group to calculate an aggregate monthly blocking for each assigned group.
- The result is an aggregate monthly average blocking value for each of the 24 hours by group.
- The difference between the CLEC and BellSouth affecting trunk groups are also calculated for each hour.

Report Structure

- CLEC Specific
 - State

Data Retained

Relating to CLEC Experience	Relating to BellSouth Experience
<ul style="list-style-type: none"> • Report Month • Total Trunk Groups • Number of Trunk Groups by CLEC • Hourly blocking per trunk group • Hourly usage per trunk group • Hourly call attempts per trunk group 	<ul style="list-style-type: none"> • Report Month • Total Trunk Groups • Aggregate Hourly blocking per trunk group • Hourly usage per trunk group • Hourly call attempts per trunk group

SQM Disaggregation - Analog/Benchmark

SQM Level of Disaggregation	Retail Analog/Benchmark:
<ul style="list-style-type: none"> • CLEC trunk group 	<ul style="list-style-type: none"> • Any 2 hour period in 24 hours where CLEC blockage exceeds BellSouth blockage by more than 0.5% using trunk groups 1, 3, 4, 5, 10, 16 for CLECs and 9 for BellSouth

SEEM Measure

SEEM Measure		
Yes	Tier I	X
	Tier II	
	Tier III	

SEEM Disaggregation - Analog/Benchmark

SEEM Disaggregation	SEEM Analog/Benchmark:
<ul style="list-style-type: none"> • CLEC trunk group • BellSouth trunk group 	<ul style="list-style-type: none"> • Any 2 hour period in 24 hours where CLEC blockage exceeds BellSouth blockage by more than 0.5% using trunk groups 1, 3, 4, 5, 10, 16 for CLECs and 9 for BellSouth

Section 10: Collocation

C-1: Collocation Average Response Time

Definition

Measures the average time (counted in calendar days) from the receipt of a complete and accurate collocation application (including receipt of application fee if required) to the date BellSouth returns a response electronically or in writing. Within 10 calendar days after having received a bona fide application for physical collocation, BellSouth must respond as to whether space is available or not.

Exclusions

Any application canceled by the CLEC

Business Rules

The clock starts on the date that BellSouth receives a complete and accurate collocation application accompanied by the appropriate application fee if required. The clock stops on the date that BellSouth returns a response. The clock will restart upon receipt of changes to the original application request.

Calculation

Response Time = (a - b)

- a = Request Response Date
- b = Request Submission Date

Average Response Time = (c ÷ d)

- c = Sum of all Response Times
- d = Count of Responses Returned within Reporting Period

Report Structure

- Individual CLEC (alias) aggregate
- Aggregate of all CLECs

Data Retained

- Report period
- Aggregate data

SQM Disaggregation - Analog/Benchmark

Level of Disaggregation	Retail Analog/Benchmark
<ul style="list-style-type: none"> • State • Virtual-Initial • Virtual-Augment • Physical Caged-Initial • Physical Caged-Augment • Physical-Cageless-Initial • Physical Cageless-Augment 	<ul style="list-style-type: none"> • Virtual - 20 Calendar Days • Physical Caged - 30 Calendar Days • Physical Cageless - 30 Calendar Days

SEEM Measure

SEEM Measure		
No	Tier I	
	Tier II	
	Tier III	

SEEM Disaggregation - Analog/Benchmark

SEEM Disaggregation	SEEM Analog/Benchmark
• Not Applicable	• Not Applicable

C-2: Collocation Average Arrangement Time

Definition

Measures the average time (counted in calendar days) from receipt of a complete and accurate Bona Fide firm order (including receipt of appropriate fee if required) to the date BellSouth completes the collocation arrangement and notifies the CLEC.

Exclusions

- Any Bona Fide firm order canceled by the CLEC
- Any Bona Fide firm order with a CLEC-negotiated interval longer than the benchmark interval.

Business Rules

The clock starts on the date that BellSouth receives a complete and accurate Bone Fide firm order accompanied by the appropriate fee. The clock stops on the date that BellSouth completes the collocation arrangement and notifies the CLEC.

Calculation

Arrangement Time = (a - b)

- a = Date Collocation Arrangement is Complete
- b = Date Order for Collocation Arrangement Submitted

Average Arrangement Time = (c ÷ d)

- c = Sum of all Arrangement Times
- d = Total Number of Collocation Arrangements Completed during Reporting Period.

Report Structure

- Individual CLEC (alias) aggregate
- Aggregate of all CLECs

Data Retained

- Report period
- Aggregate data

SQM Disaggregation - Retail Analog/Benchmark

SQM Level of Disaggregation	Retail Analog/Benchmark
<ul style="list-style-type: none"> • State • Virtual-Initial • Virtual-Augment • Physical Caged-Initial • Physical Caged-Augment • Physical Cageless-Initial • Physical Cageless-Augment 	<ul style="list-style-type: none"> • Virtual - 50 Calendar Days (Ordinary) • Virtual - 75 Calendar Days (Extraordinary) • Physical Caged - 90 Calendar Days • Physical Cageless - 60 Calendar Days (Ordinary) • Physical Cageless - 90 Calendar Days (Extraordinary)

SEEM Measure

SEEM Measure		
No	Tier I	
	Tier II	
	Tier III	

SEEM Disaggregation - Analog/Benchmark

SEEM Disaggregation	SEEM Analog/Benchmark:
• Not Applicable	• Not Applicable

C-3: Collocation Percent of Due Dates Missed

Definition

Measures the percent of missed due dates for both virtual and physical collocation arrangements.

Exclusions

Any Bona Fide firm order canceled by the CLEC

Business Rules

Percent Due Dates Missed is the percent of total collocation arrangements which BellSouth is unable to complete by end of the BellSouth committed due date. The clock starts on the date that BellSouth receives a complete and accurate Bona Fide firm order accompanied by the appropriate fee if required. The arrangement is considered a missed due date if it is not completed on or before the committed due date.

Calculation

$$\% \text{ of Due Dates Missed} = (a \div b) \times 100$$

- a = Number of Completed Orders that were not completed within BellSouth Committed Due Date during Reporting Period
- b = Number of Orders Completed in Reporting Period

Report Structure

- Individual CLEC (alias) aggregate
- Aggregate of all CLECs

Data Retained

- Report period
- Aggregate data

SQM Disaggregation - Analog/Benchmark

SQM Level of Disaggregation	Retail Analog/Benchmark
<ul style="list-style-type: none"> • State • Virtual-Initial • Virtual-Augment • Physical Caged-Initial • Physical Caged-Augment • Physical Cageless-Initial • Physical Cageless-Augment 	<ul style="list-style-type: none"> • $\geq 95\%$ on time

SEEM Measure

SEEM Measure		
Yes	Tier I	X
	Tier II	X
	Tier III	X

SEEM Disaggregation - Analog/Benchmark

SEEM Disaggregation	SEEM Analog/Benchmark
<ul style="list-style-type: none"> • All Collocation Arrangements 	<ul style="list-style-type: none"> • $\geq 95\%$ on time.

Section 11: Change Management

CM-1: Timeliness of Change Management Notices

Definition

Measures whether CLECs receive required software release notices on time to prepare for BellSouth interface/system changes so CLEC interfaces are not impaired by change.

Exclusions

- Changes to release dates for reasons outside BellSouth control, such as the system software vendor changes. For example: a patch to fix a software problem.
- Type 6 Change Requests (Defects/Expedites), as defined by the Change Control Process (CCP)

Business Rules

This metric is designed to measure the percent of change management notices sent to the CLECs according to notification standards and time frames set forth in the Change Control Process. The CCP is used by BellSouth and the CLECs to manage requested changes to the BellSouth Local Interfaces.

The clock starts on the notification date. The clock stops on the software release date. When project events occur (scope changes, analysis information, etc.), the software release date may change. A revised notification would be required and the clock would restart. Based on release constraints for defects/expedites, notification may be less than the agreed upon interval in the CCP for new features.

Calculation

Timeliness of Change Management Notices = $(a \div b) \times 100$

- a = Total number of Change Management Notifications Sent Within Required Time frames
- b = Total Number of Change Management Notifications Sent

Report Structure

- BellSouth Aggregate

Data Retained

- Report Period
- Notice Date
- Release Date

SQM Level of Disaggregation - Analog/Benchmark

SQM Level of Disaggregation	Retail Analog/Benchmark:
• Region	• 95% \geq 30 days of Release

SEEM Measure

SEEM Measure		
Yes	Tier I	
	Tier II	X
	Tier III	X

SEEM Disaggregation - Analog/Benchmark

SEEM Disaggregation	SEEM Analog/Benchmark
<ul style="list-style-type: none"> Region 	<ul style="list-style-type: none"> 95% \geq 30 days of Release

CM-2: Change Management Notice Average Delay Days

Definition

Measures the average delay days for change management system release notices sent outside the time frame set forth in the Change Control Process.

Exclusions

- Changes to release dates for reasons outside BellSouth control, such as the system software vendor changes. For example: a patch to fix a software problem.
- Type 6 Change Requests (Defects/Expedites), as defined by the Change Control Process

Business Rules

This metric is designed to measure the percent of change management notices sent to the CLECs according to notification standards and time frames set forth in the Change Control Process. The CCP is used by BellSouth and the CLECs to manage requested changes to the BellSouth Local Interfaces.

The clock starts on the notification due date. The clock stops on the software release date. When project events occur (scope changes, analysis information, etc.), the software release date may change. A revised notification would be required and the clock would restart. Based on release constraints for defects/expedites, notification may be less than the agreed upon interval in the CCP for new features.

Calculation

Change Management Notice Delay Days = (a - b)

- a = Date Notice Sent
- b = Date Notice Due

Change Management Notice Average Delay Days = (c ÷ d)

- c = Sum of all Change Management Notice Delay Days
- d = Total Number of Notices Sent Late

Report Structure

- BellSouth Aggregate

Data Retained

- Report Period
- Notice Date
- Release Date

SQM Disaggregation - Analog/Benchmark

SQM Level of Disaggregation:	Retail Analog/Benchmark:
• Region	• ≤ 8 Days

SEEM Measure

SEEM Measure		
No	Tier I	
	Tier II	
	Tier III	

SEEM Disaggregation - Analog/Benchmark

SEEM Disaggregation	SEEM Analog/Benchmark
• Not Applicable	• Not Applicable

CM-3: Timeliness of Documents Associated with Change

Definition

Measures whether CLECs received requirements or business rule documentation on time to prepare for BellSouth interface/system changes so CLEC interfaces are not impaired by change.

Exclusions

- Documentation for release dates that slip less than 30 days for reasons outside BellSouth control, such as changes due to Regulatory mandate or CLEC request.
- Type 6 Change Requests (Defects/Expedites), as defined by the Change Control Process.

Business Rules

This metric is designed to measure the percent of requirements or business rule documentation sent to the CLECs according to documentation standards and time frames set forth in the Change Control Process. The CCP is used by BellSouth and the CLECs to manage requested changes to the BellSouth Local Interfaces.

The clock starts on the business rule documentation release date. The clock stops on the software release date. When project events occur (scope changes, analysis information, etc.), the software release date may change. Revisions to documentation could be required and the clock would restart.

Calculation

$$\text{Timeliness of Documents Associated with Change} = (a \div b) \times 100$$

- a = Change Management Documentation Sent Within Required Time frames after Notices
- b = Total Number of Change Management Documentation Sent

Report Structure

- BellSouth Aggregate

Data Retained

- Report Period
- Notice Date
- Release Date

SQM Level of Disaggregation - Analog/Benchmark

SQM Level of Disaggregation	Retail Analog/Benchmark
<ul style="list-style-type: none"> • Region 	<ul style="list-style-type: none"> • 95% ≥ 30 days if new features coding is required • 95% ≥ 5 days for documentation defects, corrections or clarifications

SEEM Measure

SEEM Measure		
Yes	Tier I	
	Tier II	X
	Tier III	X

SEEM Disaggregation - Analog/Benchmark

SEEM Disaggregation	SEEM Analog/Benchmark
• Region	• 95% \geq 30 days of the change

CM-4: Change Management Documentation Average Delay Days

Definition

Measures the average delay days for requirements or business rule documentation sent outside the time frames set forth in the Change Control Process.

Exclusions

- Documentation for release dates that slip less than 30 days for reasons outside BellSouth control, such as changes due to Regulatory mandate or CLEC request.
- Type 6 Change Requests (Defects/Expedites), as defined by the Change Control Process.

Business Rules

This metric is designed to measure the percent of requirements or business rule documentation sent to the CLECs according to documentation standards and time frames set forth in the Change Control Process. The CCP is used by BellSouth and the CLECs to manage requested changes to the BellSouth Local Interfaces.

The clock starts on the business rule documentation release date. The clock stops on the software release date. When project events occur (scope changes, analysis information, etc.), the software release date may change. Revisions to documentation could be required and the clock would restart.

Calculation

Change Management Documentation Delay Days = (a - b)

- a = Date Documentation Provided
- b = Date Documentation Due

Change Management Documentation Average Delay Days = (c ÷ d)

- c = Sum of all CM Documentation Delay Days
- d = Total Change Management Documents Sent

Report Structure

- BellSouth Aggregate

Data Retained

- Report Period
- Notice Date
- Release Date

SQM Level of Disaggregation - Analog/Benchmark

SQM Level of Disaggregation	Retail Analog/Benchmark:
• Region	• ≤ 8 Days

SEEM Measure

SEEM Measure		
No	Tier I	
	Tier II	
	Tier III	

SEEM Disaggregation - Analog/Benchmark

SEEM Disaggregation	SEEM Analog/Benchmark
• Not Applicable	• Not Applicable

CM-5: Notification of CLEC Interface Outages

Definition

Measures the time it takes BellSouth to notify the CLEC of an outage of an interface.

Exclusions

None

Business Rules

This measure is designed to notify the CLEC of interface outages within 15 minutes of BellSouth's verification that an outage has taken place. This metric will be expressed as a percentage.

Calculation

Notification of CLEC Interface Outages = $(a \div b) \times 100$

- a = Number of Interface Outages where CLECS are notified within 15 minutes
- b = Total Number of Interface Outages

Report Structure

- CLEC Aggregate

Data Retained

Relating to CLEC Experience	Relating to BellSouth Experience
<ul style="list-style-type: none"> • Number of Interface Outages • Number of Notifications \leq 15 minutes 	<ul style="list-style-type: none"> • Not Applicable

SQM Level of Disaggregation - Analog/Benchmark

SQM Level of Disaggregation	Retail Analog/Benchmark
<ul style="list-style-type: none"> • By interface type for all interfaces accessed by CLECs 	<ul style="list-style-type: none"> • 97% in 15 Minutes

Interface	Applicable to
EDI	CLEC
CSOTS	CLEC
LENS	CLEC
TAG	CLEC
ECTA	CLEC
TAFI	CLEC/BellSouth

SEEM Measure

SEEM Measure		
No	Tier I	
	Tier II	
	Tier III	

SEEM Disaggregation - Analog/Benchmark

SEEM Disaggregation	SEEM Analog/Benchmark
• Not Applicable	• Not Applicable

Section 12: Bona Fide / New Business Request Process

BFR-1: Percentage of BFR/NBR Requests Processed Within 30 Business Days

Definition

Percentage of Bona Fide/New Business Requests processed within 30 business days for the development and purchases of network elements not currently offered.

Exclusions

Any application cancelled by the CLEC

Business Rules

The clock starts when BellSouth receives a complete and accurate application. The clock stops when BellSouth completes application processing for Network Elements that are not operational at the time of the request.

Calculation

Percentage of BFR/NBR Requests Processed Within 30 Business Days = $(a \div b) \times 100$

- a = Count of number of requests processed within 30 days
- b = Total number of requests

Report Structure

- Individual CLEC (alias) aggregate
- Aggregate of all CLECs

Data Retained

- Report period
- Aggregate data

SQM Level of Disaggregation - Analog/Benchmark

SQM Level of Disaggregation	Retail Analog/Benchmark
• Region	• 90% ≤ 30 business days

SEEM Measure

SEEM Measure		
No	Tier I	
	Tier II	
	Tier III	

SEEM Disaggregation - Analog/Benchmark

SEEM Disaggregation	SEEM Analog/Benchmark
• Not Applicable	• Not Applicable

BFR-1: Percentage of BFR/NBR Requests Processed Within 30 Business Days

BFR-2: Percentage of Quotes Provided for Authorized BFR/NBR Requests Processed Within X (10/30/60) Business Days

Definition

Percentage of quotes provided in response to Bona Fide/New Business Requests within X (10/30/60) business days for network elements not currently offered.

Exclusions

Requests that are subject to pending arbitration

Business Rules

The clock starts when BellSouth receives a complete and accurate application. The clock stops when BellSouth responds back to the application with a price quote.

Calculation

Percentage of Quotes Provided for Authorized BFR/NBR Requests Processed Within X (10/30/60) Business Days = $(a \div b) \times 100$

- a = Count of number of requests processed within “X” days
- b = Total number of requests
where “X” = 10, 30, or 60 days

Report Structure

- New Network Elements that are operational at the time of the request.
- New Network Elements that are ordered by the FCC.
- New Network Elements that are not operational at the time of the request.

Data Retained

- Report period
- Aggregate data

SQM Level of Disaggregation - Analog/Benchmark

SQM Level of Disaggregation	Retail Analog/Benchmark
<ul style="list-style-type: none"> • Region 	<ul style="list-style-type: none"> • 90% ≤ 10/30/60 business days <ul style="list-style-type: none"> - Network Elements that are operational at the time of the request – 10 days - Network Elements that are Ordered by the FCC – 30 days - New Network Elements – 90 days

SEEM Measure

SEEM Measure		
No	Tier I	
	Tier II	
	Tier III	

SEEM Disaggregation - Analog/Benchmark

SEEM Disaggregation	SEEM Analog/Benchmark
• Not Applicable	• Not Applicable

BFR-2: Percentage of Quotes Provided for Authorized BFR/NBR Requests Processed Within X (10/30/60) Business Days

Appendix A: Reporting Scope

A-1: Standard Service Groupings

See individual reports in the body of the SQM.

A-2: Standard Service Order Activities

These are the generic BellSouth/CLEC service order activities which are included in the Pre-Ordering, Ordering, and Provisioning sections of this document. It is not meant to indicate specific reporting categories.

Service Order Activity Types

- Service Migrations Without Changes
- Service Migrations With Changes
- Move and Change Activities
- Service Disconnects (Unless noted otherwise)
- New Service Installations

Pre-Ordering Query Types

- Address
- Telephone Number
- Appointment Scheduling
- Customer Service Record
- Feature Availability
- Service Inquiry

Maintenance Query Types:

TAFI - TAFI queries the systems below

- CRIS
- March
- Predictor
- LMOS
 - DLR
 - DLETH
 - LMOSupd
- LNP
- NIW
- OSPCM
- SOCS

Report Levels

- CLEC RESH
- CLEC State
- CLEC Region
- Aggregate CLEC State

- Aggregate CLEC Region
- BellSouth State
- BellSouth Region

Appendix B: Glossary of Acronyms and Terms

Symbols used in calculations

- Σ A mathematical symbol representing the sum of a series of values following the symbol.
- A mathematical operator representing subtraction.
- + A mathematical operator representing addition.
- \div A mathematical operator representing division.
- () Parentheses, used to group mathematical operations which are completed before operations outside the parentheses.

A

ACD: Automatic Call Distributor - A service that provides status monitoring of agents in a call center and routes high volume incoming telephone calls to available agents while collecting management information on both callers and attendants.

Aggregate: Sum total of all items in like category, e.g. CLEC aggregate equals the sum total of all CLECs' data for a given reporting level.

ALEC: Alternative Local Exchange Company = FL CLEC

ADSL: Asymmetrical Digital Subscriber Line

ASR: Access Service Request - A request for access service terminating delivery of carrier traffic into a Local Exchange Carrier's network.

ATLAS: Application for Telephone Number Load Administration System - The BellSouth Operations System used to administer the pool of available telephone numbers and to reserve selected numbers from the pool for use on pending service requests/service orders.

ATLASTN: ATLAS software contract for Telephone Number.

Auto Clarification: The number of LSRs that were electronically rejected from LESOG and electronically returned to the CLEC for correction.

B

BFR: Bona Fide Request

BILLING: The process and functions by which billing data is collected and by which account information is processed in order to render accurate and timely billing.

BOCRIS: Business Office Customer Record Information System (Front-end to the CRIS database.)

BRI: Basic Rate ISDN

BRC: Business Repair Center – The BellSouth Business Systems trouble receipt center which serves business and CLEC customers.

BellSouth : BellSouth Telecommunications, Inc.

C

CABS: Carrier Access Billing System

CCC: Coordinated Customer Conversions

CCP: Change Control Process

Centrex: A business telephone service, offered by local exchange carriers, which is similar to a Private Branch Exchange (PBX) but the switching equipment is located in the telephone company Central Office (CO).

CKTID: A unique identifier for elements combined in a service configuration

CLEC: Competitive Local Exchange Carrier

CLP: Competitive Local Provider = NC CLEC

CM: Change Management

CMDS: Centralized Message Distribution System - Telcordia administered national system used to transfer specially formatted messages among companies.

COFFI: Central Office Feature File Interface - Provides information about USOCs and class of service. COFFI is a part of DOE/SONGS. It indicates all services available to a customer.

COG: Corporate Gateway - Telcordia product designed for the electronic submission of xDSL Local Service Requests.

CRIS: Customer Record Information System - The BellSouth proprietary corporate database and billing system for non-access customers and services.

CRSACCTS: CRIS software contract for CSR information

CRSG: Complex Resale Support Group

C-SOTS: CLEC Service Order Tracking System

CSR: Customer Service Record

CTTG: Common Transport Trunk Group - Final trunk groups between BellSouth & Independent end offices and the BellSouth access tandems.

D

DA: Directory Assistance

DESIGN: Design Service is defined as any Special or Plain Old Telephone Service Order which requires BellSouth Design Engineering Activities.

DISPOSITION & CAUSE: Types of trouble conditions, e.g. No Trouble Found, Central Office Equipment, Customer Premises Equipment, etc.

DLETH: Display Lengthy Trouble History - A history report that gives all activity on a line record for trouble reports in LMOS.

DLR: Detail Line Record - All the basic information maintained on a line record in LMOS, e.g. name, address, facilities, features etc.

DS-0: The worldwide standard speed for one digital voice signal (64000 bps).

DS-1: 24 DS-0s (1.544Mb/sec., i.e. carrier systems)

DOE: Direct Order Entry System - An internal BellSouth service order entry system used by BellSouth Service Representatives to input business service orders in BellSouth format.

DOM: Delivery Order Manager - Telcordia product designed for the electronic submission of xDSL Local Service Requests.

DSAP: DOE (Direct Order Entry) Support Application - The BellSouth Operations System which assists a Service Representative or similar carrier agent in negotiating service provisioning commitments for non-designed services and Unbundled Network Elements.

DSAPDDI: DSAP software contract for schedule information.

DSL: Digital Subscriber Line

DUI: Database Update Information

E

E911: Provides callers access to the applicable emergency services bureau by dialing a 3-digit universal telephone number.

EDI: Electronic Data Interchange - The computer-to-computer exchange of inter and/or intra-company business documents in a public standard format.

ESSX: BellSouth Centrex Service

F

Fatal Reject: LSRs electronically rejected from LEO, which checks to see if the LSR has all the required fields correctly populated.

Flow-Through: In the context of this document, LSRs submitted electronically via the CLEC mechanized ordering process that flow through to the BellSouth OSS without manual or human intervention.

FOC: Firm Order Confirmation - A notification returned to the CLEC confirming that the LSR has been received and accepted, including the specified commitment date.

FX: Foreign Exchange

G**H**

HAL: “Hands Off” Assignment Logic - Front end access and error resolution logic used in interfacing BellSouth Operations Systems such as ATLAS, BOCRIS, LMOS, PSIMS, RSAG and SOCS.

HALCRIS: HAL software contract for CSR information

HDSL: High Density Subscriber Loop/Line

I

ILEC: Incumbent Local Exchange Company

INP: Interim Number Portability

ISDN: Integrated Services Digital Network

IPC: Interconnection Purchasing Center

L

LAN: Local Area Network

LAUTO: The automatic processor in the LNP Gateway that validates LSRs and issues service orders.

LCSC: Local Carrier Service Center - The BellSouth center which is dedicated to handling CLEC LSRs, ASRs, and Pre-ordering transactions along with associated expedite requests and escalations.

Legacy System: Term used to refer to BellSouth Operations Support Systems (see OSS)

LENS: Local Exchange Negotiation System - The BellSouth LAN/web server/OS application developed to provide both preordering and ordering electronic interface functions for CLECs.

LEO: Local Exchange Ordering - A BellSouth system which accepts the output of EDI, applies edit and formatting checks, and reformats the Local Service Requests in BellSouth Service Order format.

LERG: Local Exchange Routing Guide

LESOG: Local Exchange Service Order Generator - A BellSouth system which accepts the service order output of LEO and enters the Service Order into the Service Order Control System using terminal emulation technology.

LFACS: Loop Facilities Assessment and Control System

LIDB: Line Information Database

LISC: Local Interconnection Service Center - The center that issues trunk orders.

LMOS: Loop Maintenance Operations System - A BellSouth Operations System that stores the assignment and selected account information for use by downstream OSS and BellSouth personnel during provisioning and maintenance activities.

LMOS HOST: LMOS host computer

LMOSupd: LMOS updates

LMU: Loop Make-up

LMUS: Loop Make-up Service Inquiry

LNP: Local Number Portability - In the context of this document, the capability for a subscriber to retain his current telephone number as he transfers to a different local service provider.

LOOPS : Transmission paths from the central office to the customer premises.

LRN: Location Routing Number

LSR: Local Service Request – A request for local resale service or unbundled network elements from a CLEC.

M

Maintenance & Repair: The process and function by which trouble reports are passed to BellSouth and by which the related service problems are resolved.

MARCH: BellSouth Operations System which accepts service orders, interprets the coding contained in the service order image, and constructs the specific switching system Recent Change command messages for input into end office switches.

N

NBR: New Business Request

NC: “No Circuits” - All circuits busy announcement.

NIW: Network Information Warehouse

NMLI: Native Mode LAN Interconnection

NPA: Numbering Plan Area

NXX: The “exchange” portion of a telephone number.

O

OASIS: Obtain Availability Services Information System - A BellSouth front-end processor, which acts as an interface between COFFI and RNS. This system takes the USOCs in COFFI and translates them to English for display in RNS.

OASISBSN: OASIS software contract for feature/service

OASISCAR: OASIS software contract for feature/service

OASISLPC: OASIS software contract for feature/service

OASISMTN: OASIS software contract for feature/service

OASISNET: OASIS software contract for feature/service

OASISOCP: OASIS software contract for feature/service

ORDERING: The process and functions by which resale services or unbundled network elements are ordered from BellSouth as well as the process by which an LSR or ASR is placed with BellSouth.

OSPCM: Outside Plant Contract Management System - Provides Scheduling Information.

OSS: Operations Support System - A support system or database which is used to mechanize the flow or performance of work. The term is used to refer to the overall system consisting of hardware complex, computer operating system(s), and application which is used to provide the support functions.

OUT OF SERVICE: Customer has no dial tone and cannot call out.

P

PMAP: Performance Measurement Analysis Platform

PMQAP: Performance Measurement Quality Assurance Plan

PON: Purchase Order Number

POTS: Plain Old Telephone Service

PREDICTOR: The BellSouth Operations system which is used to administer proactive maintenance and rehabilitation activities on outside plant facilities, provide access to selected work groups (e.g. RRC & BRC) to Mechanized Loop Testing and switching system I/O ports, and provide certain information regarding the attributes and capabilities of outside plant facilities.

Preordering: The process and functions by which vital information is obtained, verified, or validated prior to placing a service request.

PRI: Primary Rate ISDN

Provisioning: The process and functions by which necessary work is performed to activate a service requested via an LSR or ASR and to initiate the proper billing and accounting functions.

PSIMS: Product/Service Inventory Management System - A BellSouth database Operations System which contains availability information on switching system features and capabilities and on BellSouth service availability. This database is used to verify the availability of a feature or service in an NXX prior to making a commitment to the customer.

PSIMSORB: PSIMS software contract for feature/service.

Q

R

RNS: Regional Negotiation System - An internal BellSouth service order entry system used by BellSouth Consumer Services to input service orders in BellSouth format.

ROS: Regional Ordering System

RRC: Residence Repair Center - The BellSouth Consumer Services trouble receipt center which serves residential customers.

RSAG: Regional Street Address Guide - The BellSouth database, which contains street addresses validated to be accurate with state and local governments.

RSAGADDR: RSAG software contract for address search.

RSAGTN: RSAG software contract for telephone number search.

S

SAC: Service Advocacy Center

SEEM: Self Effectuating Enforcement Mechanism

SOCS: Service Order Control System - The BellSouth Operations System which routes service order images among BellSouth drop points and BellSouth Operations Systems during the service provisioning process.

SOG: Service Order Generator - Telcordia product designed to generate a service order for xDSL.

SOIR: Service Order Interface Record - any change effecting activity to a customer account by service order that impacts 911/E911

SONGS: Service Order Negotiation and Generation System.

T

TAFI: Trouble Analysis Facilitation Interface - The BellSouth Operations System that supports trouble receipt center personnel in taking and handling customer trouble reports.

TAG: Telecommunications Access Gateway – TAG was designed to provide an electronic interface, or machine-to-machine interface for the bi-directional flow of information between BellSouth's OSSs and participating CLECs.

TN: Telephone Number

Total Manual Fallout: The number of LSRs which are entered electronically but require manual entering into a service order generator.

U

UNE: Unbundled Network Element

UCL: Unbundled Copper Link

USOC: Universal Service Order Code

V

W

WATS: Wide Area Telephone Service

WFA: Work Force Administration

WMC: Work Management Center

WTN: Working Telephone Number.

X

Y

Z

Appendix C: BellSouth Audit Policy

BellSouth currently provides many CLECs with certain audit rights as a part of their individual interconnection agreements. However, it is not reasonable for BellSouth to undergo an audit of the SQM for every CLEC with which it has a contract. BellSouth has developed a proposed Audit Plan for use by the parties to an audit. If requested by a Public Service Commission or by a CLEC exercising contractual audit rights, BellSouth will agree to undergo a comprehensive audit of the aggregate level reports for both BellSouth and the CLEC(s) each of the next five (5) years (2001-2005) to be conducted by an independent third party. The results of that audit will be made available to all the parties subject to proper safeguards to protect proprietary information. This aggregate level audit includes the following specifications:

1. The cost shall be borne 50% by BellSouth and 50% by the CLEC or CLECs.
2. The independent third party auditor shall be selected with input from BellSouth, the PSC, if applicable, and the CLEC(s).
3. BellSouth, the PSC and the CLEC(s) shall jointly determine the scope of the audit.

BellSouth reserves the right to make changes to this audit policy as growth and changes in the industry dictate.

**AMENDMENT
TO THE
INTERCONNECTION AGREEMENT BETWEEN
Xspedius Corp. AND
BELLSOUTH TELECOMMUNICATIONS, INC.**

Pursuant to this Amendment, (the "Amendment"), Xspedius Corp and BellSouth Telecommunications, Inc. ("BellSouth"), hereinafter referred to collectively as the "Parties," hereby agree to amend that certain Interconnection Agreement between the Parties dated January 1, 2000 ("Agreement").

NOW THEREFORE, in consideration of the mutual provisions contained herein and other good and valuable consideration, the receipt and sufficiency of which are hereby acknowledged, the Parties hereby covenant and agree as follows:

1. Attachment 2, Exhibit C is augmented to add Exhibit B3, rates for Additional Port USOCs for the state Alabama, and Attachment2, Exhibit B is augmented to add Exhibit B3 rates for Additional Port USOCs for the states Louisiana, Mississippi, and North Carolina:
2. All of the other provisions of the Agreement, dated January 1, 2000 , shall remain in full force and effect.
3. Either or both of the Parties is authorized to submit this Amendment to the respective state regulatory authorities for approval subject to Section 252(e) of the Federal Telecommunications Act of 1996.

IN WITNESS WHEREOF, the Parties hereto have caused this Amendment to be executed by their respective duly authorized representatives and shall be deemed effective the date the last Party signs the Amendment.

Xspedius Corp.

Signature on File
Signature

Clements LeJeune
Name

Sr. Vice President of Network Ops
Title

9/13/2002
Date

BellSouth Telecommunications, Inc.

Signature on File
Signature

Elizabeth R. A. Shiroishi
Name

Assistant Director
Title

9/16/2002
Date

UNBUNDLED NETWORK ELEMENTS - Alabama											Attachment: 2		Exhibit: B			
CATEGORY	RATE ELEMENTS	Interim	Zone	BCS	USOC	RATES(\$)	Svc Order Submitted Elec per LSR	Svc Order Submitted Manually per LSR	Incremental Charge - Manual Svc Order vs. Electronic-1st	Incremental Charge - Manual Svc Order vs. Electronic-Add'l	Incremental Charge - Manual Svc Order vs. Electronic-Disc 1st	Incremental Charge - Manual Svc Order vs. Electronic-Disc Add'l	OSS Rates(\$)			
													Rec	Nonrecurring First	Nonrecurring Add'l	Nonrecurring Disconnect First
<p>The "Zone" shown in the sections for stand-alone loops or loops as part of a combination refers to Geographically Deaveraged UNE Zones. To view Geographically Deaveraged UNE Zone Designations by Central Office, refer to Internet Website: http://www.interconnection.bellsouth.com/become_a_clec/html/interconnection.htm</p>																
UNBUNDLED LOCAL EXCHANGE SWITCHING(PORTS)																
Exchange Ports																
NOTE: Although the Port Rate includes all available features in GA, KY, LA & TN, the desired features will need to be ordered using retail USOCs																
2-WIRE VOICE GRADE LINE PORT RATES (RES)																
	Alabama Extended Local Dialing Port without Caller ID capability			UEPSR	UEPWA	1.38	2.38	2.27	1.42	1.33			15.66			
	Low Usage Line Port without Caller ID capability			UEPSR	UEPRT	1.38	2.38	2.27	1.42	1.33			15.66			
FEATURES																
	All Available Vertical Features			UEPSR	UEPVF	1.98	0.00	0.00					15.66			
2-WIRE VOICE GRADE LINE PORT RATES (BUS)																
	Alabama Extended Local Dialing Port without Caller ID capability			UEPSB	UEPWB	1.38	2.38	2.27	1.42	1.33			15.66			
	Incoming Only without Caller ID capability			UEPSB	UEPBE	1.38	2.38	2.27	1.42	1.33			15.66			
FEATURES																
	All Available Vertical Features			UEPSB	UEPVF	1.98	0.00	0.00					15.66			
UNBUNDLED PORT/LOOP COMBINATIONS - COST BASED RATES																
> Cost Based Rates are applied where BellSouth is required by FCC and/or State Commission rule to provide Unbundled Local Switching or Switch Ports.																
> Features shall apply to the Unbundled Port/Loop Combination - Cost Based Rate section in the same manner as they are applied to the Stand-Alone Unbundled Port section of this Rate Exhibit.																
> End Office and Tandem Switching Usage and Common Transport Usage rates in the Port section of this rate exhibit shall apply to all combinations of loop/port network elements except for UNE Coin Port/Loop Combinations.																
> The first and additional Port nonrecurring charges apply to Not Currently Combined Combos. For Currently Combined Combos, the nonrecurring charges shall be those identified in the Nonrecurring - Currently Combined sections. Additional NRCs may apply also and are categorized accordingly.																
2-WIRE VOICE GRADE LOOP WITH 2-WIRE LINE PORT (RES)																
UNE Port/Loop Combination Rates																
	2-Wire VG Loop/Port Combo - Zone 1		1			12.70										
	2-Wire VG Loop/Port Combo - Zone 2		2			21.19										
	2-Wire VG Loop/Port Combo - Zone 3		3			34.80										
UNE Loop Rates																
	2-Wire Voice Grade Loop (SL1) - Zone 1		1	UEPRX	UEPLX	11.55										
	2-Wire Voice Grade Loop (SL1) - Zone 2		2	UEPRX	UEPLX	20.04										
	2-Wire Voice Grade Loop (SL1) - Zone 3		3	UEPRX	UEPLX	33.65										
2-Wire Voice Grade Line Port Rates (Res)																
	Alabama Extended Local Dialing Port without Caller ID capability			UEPRX	UEPWA	1.15	40.19	19.83	24.91	6.63			15.66			
	Low Usage Line Port without Caller ID capability			UEPRX	UEPRT	1.15	40.19	19.83	24.91	6.63			15.66			
FEATURES																

UNBUNDLED NETWORK ELEMENTS - Louisiana														Attachment: 2		Exhibit: B																	
CATEGORY	RATE ELEMENTS	Interim	Zone	BCS	USOC	RATES(\$)	Svc Order Submitted Elec per LSR	Svc Order Submitted Manually per LSR	Incremental Charge - Manual Svc Order vs. Electronic-1st	Incremental Charge - Manual Svc Order vs. Electronic-Add'l	Incremental Charge - Manual Svc Order vs. Electronic-Disc 1st	Incremental Charge - Manual Svc Order vs. Electronic-Disc Add'l	OSS Rates(\$)																				
													Rec	Nonrecurring		Nonrecurring Disconnect		SOMEK	SOMAN	SOMAN	SOMAN	SOMAN											
													First	Add'l	First	Add'l																	
The "Zone" shown in the sections for stand-alone loops or loops as part of a combination refers to Geographically Deaveraged UNE Zones. To view Geographically Deaveraged UNE Zone Designations by Central Office, refer to Internet Website: http://www.interconnection.bellsouth.com/become_a_clec/html/interconnection.htm																																	
UNBUNDLED LOCAL EXCHANGE SWITCHING(PORTS)																																	
Exchange Ports																																	
NOTE: Although the Port Rate includes all available features in GA, KY, LA & TN, the desired features will need to be ordered using retail USOCs																																	
2-WIRE VOICE GRADE LINE PORT RATES (RES)																																	
	Louisiana Extended Local Dialing Port without Caller ID			UEPSR	UEPWG	1.52	2.31	2.21										15.20															
	Louisiana Calling Plan Port without Caller ID capability			UEPSR	UEPRQ	1.52	2.31	2.21										15.20															
	Low Usage Line Port without Caller ID capability			UEPSR	UEPRT	1.52	2.31	2.21										15.20															
2-WIRE VOICE GRADE LINE PORT RATES (BUS)																																	
	Louisiana Extended Local Dialing Port without Caller ID capability			UEPSB	UEPWH	1.52	2.31	2.21										15.20															
	Louisiana Business Area Calling Port without Caller ID capability			UEPSB	UEPBA	1.52	2.31	2.21										15.20															
	Incoming Only without Caller ID capability				UEPBE	1.52	2.31	2.21										15.20															
UNBUNDLED PORT/LOOP COMBINATIONS - COST BASED RATES																																	
> Cost Based Rates are applied where BellSouth is required by FCC and/or State Commission rule to provide Unbundled Local Switching or Switch Ports.																																	
> Features shall apply to the Unbundled Port/Loop Combination - Cost Based Rate section in the same manner as they are applied to the Stand-Alone Unbundled Port section of this Rate Exhibit.																																	
> End Office and Tandem Switching Usage and Common Transport Usage rates in the Port section of this rate exhibit shall apply to all combinations of loop/port network elements except for UNE Coin Port/Loop Combinations.																																	
> The first and additional Port nonrecurring charges apply to Not Currently Combined Combos. For Currently Combined Combos, the nonrecurring charges shall be those identified in the Nonrecurring - Currently Combined sections. Additional NRCs may apply also and are categorized accordingly.																																	
2-WIRE VOICE GRADE LOOP WITH 2-WIRE LINE PORT (RES)																																	
2-Wire Voice Grade Line Port Rates (Res)																																	
	Louisiana Extended Local Dialing Port without Caller ID capability			UEPRX	UEPWG	1.36	38.85	19.08										15.20															
	Louisiana Calling Plan Port without Caller ID capability			UEPRX	UEPRQ	1.36	38.85	19.08										15.20															
	Low Usage Line Port without Caller ID capability			UEPRX	UEPRT	1.36	38.85	19.08										15.20															
2-Wire Voice Grade Line Port (Bus)																																	
	Louisiana Extended Local Dialing Port without Caller ID capability			UEPBX	UEPWH	1.36	38.85	19.08										15.20															
	Louisiana Business Area Calling Port without Caller ID capability			UEPBX	UEPBA	1.36	38.85	19.08										15.20															
	Incoming Only without Caller ID capability			UEPBX	UEPBE	1.36	38.85	19.08										15.20															
UNBUNDLED PORT LOOP COMBINATIONS - MARKET RATES																																	

UNBUNDLED NETWORK ELEMENTS - Louisiana																		
CATEGORY	RATE ELEMENTS	Interim	Zone	BCS	USOC	RATES(\$)				Svc Order Submitted Elec per LSR	Svc Order Submitted Manually per LSR	Attachment: 2		Exhibit: B				
						Rec	Nonrecurring		Nonrecurring Disconnect			OSS Rates(\$)						
							First	Add'l	First			Add'l	SOME C	SOMAN	SOMAN	SOMAN	SOMAN	SOMAN
	> Market Rates shall apply where BellSouth is not required to provide unbundled local switching or switch ports per FCC and/or State Commission rules.																	
	This includes unbundled port/loop combinations that are Currently Combined or Not Currently Combined in Zone 1 of the Top 8 MSAs in BellSouth's region for end users with 4 or more DS0 equivalent lines.																	
	> The Top 8 MSAs in BellSouth's region are: FL (Orlando, Ft. Lauderdale, Miami); GA (Atlanta); LA (New Orleans); NC (Greensboro-Winston Salem-Highpoint/Charlotte-Gastonia-Rock Hill); TN (Nashville).																	
	> BellSouth currently is developing the billing capability to mechanically bill the recurring and non-recurring Market Rates in this section. In the interim where BellSouth cannot bill Market Rates, BellSouth shall bill the rates in the Cost-Based section preceding in lieu of the Market Rates and reserves the right to true-up the billing difference.																	
	> The Market Rate for unbundled ports includes all available features in all states.																	
	> End Office and Tandem Switching Usage and Common Transport Usage rates in the Port section of this rate exhibit shall apply to all combinations of loop/port network elements except for UNE Coin Port/Loop Combinations which have a flat rate usage charge																	
	> For Not Currently Combined scenarios where Market Rates apply, the Nonrecurring charges are listed in the First and Additional NRC columns for each Port USOC. For Currently Combined scenarios, the Nonrecurring charges are listed in the NRC - Currently Combined section. Additional NRCs may apply also and are categorized accordingly.																	
	2-WIRE VOICE GRADE LOOP WITH 2-WIRE LINE PORT (RES)																	
	2-Wire Voice Grade Line Port (Res)																	
	Louisiana Extended Local Dialing Port without Caller ID capability			UEPRX	UEPWG	14.00	90.00	90.00				31.92	7.32					
	Louisiana Calling Plan Port without Caller ID capability			UEPRX	UEPRQ	14.00	90.00	90.00				31.92	7.32					
	Low Usage Line Port without Caller ID capability			UEPRX	UEPRT	14.00	90.00	90.00				31.92	7.32					
	2-Wire Voice Grade Line Port (Bus)																	
	Louisiana Extended Local Dialing Port without Caller ID capability			UEPBX	UEPWH	14.00	90.00	90.00				31.92	7.32					
	Louisiana Business Area Calling Port without Caller ID capability			UEPBX	UEPBA	14.00	90.00	90.00				31.92	7.32					
	Incoming Only without Caller ID capability			UEPBX	UEPBE	14.00	90.00	90.00				31.92	7.32					

UNBUNDLED NETWORK ELEMENTS - Mississippi														Attachment: 2		Exhibit: B	
CATEGORY	RATE ELEMENTS	Interim	Zone	BCS	USOC	RATES(\$)	Svc Order Submitted Elec per LSR	Svc Order Submitted Manually per LSR	Incremental Charge - Manual Svc Order vs. Electronic-1st	Incremental Charge - Manual Svc Order vs. Electronic-Add'l	Incremental Charge - Manual Svc Order vs. Electronic-Disc 1st	Incremental Charge - Manual Svc Order vs. Electronic-Disc Add'l	OSS Rates(\$)				
													Rec	Nonrecurring First	Nonrecurring Add'l	Nonrecurring Disconnect First	Nonrecurring Disconnect Add'l
The "Zone" shown in the sections for stand-alone loops or loops as part of a combination refers to Geographically Deaveraged UNE Zones. To view Geographically Deaveraged UNE Zone Designations by Central Office, refer to Internet Website: http://www.interconnection.bellsouth.com/become_a_clec/html/interconnection.htm																	
UNBUNDLED LOCAL EXCHANGE SWITCHING(PORTS)																	
Exchange Ports																	
NOTE: Although the Port Rate includes all available features in GA, KY, LA & TN, the desired features will need to be ordered using retail USOCs																	
2-WIRE VOICE GRADE LINE PORT RATES (RES)																	
	Mississippi Extended Local Dialing Port without Caller ID capability			UEPSR	UEPWJ	1.41	2.39	2.29	1.42	1.33			15.75				
	Low Usage Line Port without Caller ID capability			UEPSR	UEPRT	1.41	2.39	2.29	1.42	1.33			15.75				
2-WIRE VOICE GRADE LINE PORT RATES (BUS)																	
	Mississippi Extended Local Dialing Port without Caller ID capability			UEPSB	UEPWK	1.41	2.39	2.29	1.42	1.33			15.75				
	Incoming Only without Caller ID capability			UEPSB	UEPBE	1.41	2.39	2.29	1.42	1.33			15.75				
EXCHANGE PORT RATES (DID & PBX)																	
	PBX 2-Way Combo MS Local Opt 2 Calling Port			UEPSP	UEPA5	1.41	31.45	14.93	14.38	0.92			15.75				
UNBUNDLED PORT/LOOP COMBINATIONS - COST BASED RATES																	
> Cost Based Rates are applied where BellSouth is required by FCC and/or State Commission rule to provide Unbundled Local Switching or Switch Ports.																	
> Features shall apply to the Unbundled Port/Loop Combination - Cost Based Rate section in the same manner as they are applied to the Stand-Alone Unbundled Port section of this Rate Exhibit.																	
> End Office and Tandem Switching Usage and Common Transport Usage rates in the Port section of this rate exhibit shall apply to all combinations of loop/port network elements except for UNE Coin Port/Loop Combinations.																	
> The first and additional Port nonrecurring charges apply to Not Currently Combined Combos. For Currently Combined Combos, the nonrecurring charges shall be those identified in the Nonrecurring - Currently Combined sections. Additional NRCs may apply also and are categorized accordingly.																	
2-WIRE VOICE GRADE LOOP WITH 2-WIRE LINE PORT (RES)																	
2-Wire Voice Grade Line Port Rates (Res)																	
	Mississippi Extended Local Dialing Port without Caller ID capability			UEPRX	UEPWJ	1.23	40.31	19.84	24.90	6.58			15.75				
	Low Usage Line Port without Caller ID capability			UEPRX	UEPRT	1.23	40.31	19.84	24.90	6.58			15.75				
2-Wire Voice Grade Line Port (Bus)																	
	Mississippi Extended Local Dialing Port without Caller ID capability			UEPBX	UEPWK	1.23	40.31	19.84	24.90	6.58			15.75				
	Incoming Only without Caller ID capability			UEPBX	UEPBE	1.23	40.31	19.84	24.90	6.58			15.75				

UNBUNDLED NETWORK ELEMENTS - Mississippi																
CATEGORY	RATE ELEMENTS	Interim	Zone	BCS	USOC	RATES(\$)	Svc Order Submitted Elec per LSR	Svc Order Submitted Manually per LSR	Attachment: 2		Exhibit: B					
									Incremental Charge - Manual Svc Order vs. Electronic-1st	Incremental Charge - Manual Svc Order vs. Electronic-Add'l	Incremental Charge - Manual Svc Order vs. Electronic-Disc 1st	Incremental Charge - Manual Svc Order vs. Electronic-Disc Add'l				
						Rec	Nonrecurring		Nonrecurring Disconnect		OSS Rates(\$)					
							First	Add'l	First	Add'l	SOME C	SOMAN	SOMAN	SOMAN	SOMAN	SOMAN
2-Wire Voice Grade Line Port Rates (BUS - PBX)																
	PBX 2-Way Combo MS Local Opt 2 Calling Port			UEPPX	UEPA5	1.23	69.37	32.48	37.86	6.17		15.75				

UNBUNDLED NETWORK ELEMENTS - North Carolina															
CATEGORY	RATE ELEMENTS	Interim	Zone	BCS	USOC	RATES(\$)	Svc Order Submitted Elec per LSR	Svc Order Submitted Manually per LSR	Attachment: 2		Exhibit: B				
									Incremental Charge - Manual Svc Order vs. Electronic-1st	Incremental Charge - Manual Svc Order vs. Electronic-Add'l	Incremental Charge - Manual Svc Order vs. Electronic-Disc 1st	Incremental Charge - Manual Svc Order vs. Electronic-Disc Add'l			
									Rec	Nonrecurring		Nonrecurring Disconnect		OSS Rates(\$)	
						First	Add'l	First	Add'l	SOME C	SOMAN	SOMAN	SOMAN	SOMAN	SOMAN
The "Zone" shown in the sections for stand-alone loops or loops as part of a combination refers to Geographically Deaveraged UNE Zones. To view Geographically Deaveraged UNE Zone Designations by Central Office, refer to Internet Website: http://www.interconnection.bellsouth.com/become_a_clec/html/interconnection.htm															
UNBUNDLED LOCAL EXCHANGE SWITCHING(PORTS)															
Exchange Ports															
NOTE: Although the Port Rate includes all available features in GA, KY, LA & TN, the desired features will need to be ordered using retail USOCs															
2-WIRE VOICE GRADE LINE PORT RATES (RES)															
	Low Usage Line Port without Caller ID capability			UEPSR	UEPRT	2.19	21.60	21.60			26.94	12.76			
2-WIRE VOICE GRADE LINE PORT RATES (BUS)															
	Incoming Only without Caller ID capability			UEPSB	UEPBE	2.19	21.60	21.60			26.94	12.76			
UNBUNDLED PORT/LOOP COMBINATIONS - COST BASED RATES															
> Cost Based Rates are applied where BellSouth is required by FCC and/or State Commission rule to provide Unbundled Local Switching or Switch Ports.															
> Features shall apply to the Unbundled Port/Loop Combination - Cost Based Rate section in the same manner as they are applied to the Stand-Alone Unbundled Port section of this Rate Exhibit.															
> End Office and Tandem Switching Usage and Common Transport Usage rates in the Port section of this rate exhibit shall apply to all combinations of loop/port network elements except for UNE Coin Port/Loop Combinations.															
> The first and additional Port nonrecurring charges apply to Not Currently Combined Combos. For Currently Combined Combos, the nonrecurring charges shall be those identified in the Nonrecurring - Currently Combined sections. Additional NRCs may apply also and are categorized accordingly.															
2-WIRE VOICE GRADE LOOP WITH 2-WIRE LINE PORT (RES)															
	Low Usage Line Port without Caller ID capability			UEPRX	UEPRT	2.28	79.59	63.97			40.18	9.45			
	Incoming Only without Caller ID capability			UEPBX	UEPBE	2.28	79.59	63.97			40.18	9.45			
UNBUNDLED PORT LOOP COMBINATIONS - MARKET RATES															
> Market Rates shall apply where BellSouth is not required to provide unbundled local switching or switch ports per FCC and/or State Commission rules.															
This includes unbundled port/loop combinations that are Currently Combined or Not Currently Combined in Zone 1 of the Top 8 MSAs in BellSouth's region for end users with 4 or more DS0 equivalent lines.															
> The Top 8 MSAs in BellSouth's region are: FL (Orlando, Ft. Lauderdale, Miami); GA (Atlanta); LA (New Orleans); NC (Greensboro-Winston Salem-Highpoint/Charlotte-Gastonia-Rock Hill); TN (Nashville).															
> BellSouth currently is developing the billing capability to mechanically bill the recurring and non-recurring Market Rates in this section. In the interim where BellSouth cannot bill Market Rates, BellSouth shall bill the rates in the Cost-Based section preceding in lieu of the Market Rates and reserves the right to true-up the billing difference.															
> The Market Rate for unbundled ports includes all available features in all states.															
> End Office and Tandem Switching Usage and Common Transport Usage rates in the Port section of this rate exhibit shall apply to all combinations of loop/port network elements except for UNE Coin Port/Loop Combinations which have a flat rate usage charge															
> For Not Currently Combined scenarios where Market Rates apply, the Nonrecurring charges are listed in the First and Additional NRC columns for each Port USOC. For Currently Combined scenarios, the Nonrecurring charges are listed in the NRC - Currently Combined section. Additional NRCs may apply also and are categorized accordingly.															

UNBUNDLED NETWORK ELEMENTS - North Carolina																
CATEGORY	RATE ELEMENTS	Interim	Zone	BCS	USOC	RATES(\$)	Svc Order Submitted Elec per LSR	Svc Order Submitted Manually per LSR	Attachment: 2		Exhibit: B					
									Incremental Charge - Manual Svc Order vs. Electronic-1st	Incremental Charge - Manual Svc Order vs. Electronic-Add'l	Incremental Charge - Manual Svc Order vs. Electronic-Disc 1st	Incremental Charge - Manual Svc Order vs. Electronic-Disc Add'l				
						Rec	Nonrecurring		Nonrecurring Disconnect		OSS Rates(\$)					
							First	Add'l	First	Add'l	SOMEc	SOMAN	SOMAN	SOMAN	SOMAN	SOMAN
	2-WIRE VOICE GRADE LOOP WITH 2-WIRE LINE PORT (RES)															
	2-Wire Voice Grade Line Port (Res)															
	Low Usage Line Port without Caller ID capability			UEPRX	UEPRT	14.00	90.00	90.00				40.18	9.45			
	2-Wire Voice Grade Line Port (Bus)															
	Incoming Only without Caller ID capability			UEPBX	UEPBE	14.00	90.00	90.00				40.18	9.45			

UNBUNDLED NETWORK ELEMENTS - Tennessee														Attachment: 2		Exhibit: B3	
CATEGORY	RATE ELEMENTS	Interim	Zone	BCS	USOC	RATES(\$)					Svc Order Submitted Elec per LSR	Svc Order Submitted Manually per LSR	Incremental Charge - Manual Svc Order vs. Electronic-1st	Incremental Charge - Manual Svc Order vs. Electronic-Add'l	Incremental Charge - Manual Svc Order vs. Electronic-Disc 1st	Incremental Charge - Manual Svc Order vs. Electronic-Disc Add'l	
						Rec	Nonrecurring First	Add'l	Nonrecurring First	Nonrecurring Add'l							SOME C
The "Zone" shown in the sections for stand-alone loops or loops as part of a combination refers to Geographically Deaveraged UNE Zones. To view Geographically Deaveraged UNE Zone Designations by Central Office, refer to Internet Website: http://www.interconnection.bellsouth.com/become_a_clec/html/interconnection.htm																	
UNBUNDLED LOCAL EXCHANGE SWITCHING(PORTS)																	
Exchange Ports																	
NOTE: Although the Port Rate includes all available features in GA, KY, LA & TN, the desired features will need to be ordered using retail USOCs																	
2-WIRE VOICE GRADE LINE PORT RATES (RES)																	
	Tennessee Area Plus Port without Caller ID capability			UEPSR	UEPRR	1.89	9.93	9.19	3.66	2.92			20.35	10.54	13.32	1.40	
	Tennessee Extended Local Dialing Port without Caller ID capability			UEPSR	UEPWN	1.89	9.93	9.19	3.66	2.92			20.35	10.54	13.32	1.40	
	Low Usage Line Port without Caller ID capability			UEPSR	UEPRT	1.89	9.93	9.19	3.66	2.92			20.35	10.54	13.32	1.40	
2-WIRE VOICE GRADE LINE PORT RATES (BUS)																	
	Tennessee Extended Local Dialing Port without Caller ID capability			UEPSB	UEPWO	1.89	9.93	9.19	3.66	2.92			20.35	10.54	13.32	1.40	
	Tennessee (BUS) inward Collierville and Memphis Local Calling Plan			UEPSB	UEPB2	1.89	9.93	9.19	3.66	2.92			20.35	10.54	13.32	1.40	
	Tennessee (BUS) 2-Way Collierville and Memphis Local Calling Plan			UEPSB	UEPB3	1.89	9.93	9.19	3.66	2.92			20.35	10.54	13.32	1.40	
	Incoming Only without Caller ID capability			UEPSB	UEPBE	1.89	9.93	9.19	3.66	2.92			20.35	10.54	13.32	1.40	
EXCHANGE PORT RATES (DID & PBX)																	
	PBX Trunk Combination, Collierville and Memphis Local Calling Plan			UEPSP	UEPA6	1.79	9.93	9.19	3.66	2.92			20.35	10.54	13.32	1.40	
	PBX 2-Way Combo First Trunk Collierville and Memphis Local Calling Plan			UEPSP	UEPA7	1.79	9.93	9.19	3.66	2.92			20.35	10.54	13.32	1.40	
UNBUNDLED PORT/LOOP COMBINATIONS - COST BASED RATES																	
> Cost Based Rates are applied where BellSouth is required by FCC and/or State Commission rule to provide Unbundled Local Switching or Switch Ports.																	
> Features shall apply to the Unbundled Port/Loop Combination - Cost Based Rate section in the same manner as they are applied to the Stand-Alone Unbundled Port section of this Rate Exhibit.																	
> End Office and Tandem Switching Usage and Common Transport Usage rates in the Port section of this rate exhibit shall apply to all combinations of loop/port network elements except for UNE Coin Port/Loop Combinations.																	
> The first and additional Port nonrecurring charges apply to Not Currently Combined Combos. For Currently Combined Combos, the nonrecurring charges shall be those identified in the Nonrecurring - Currently Combined sections. Additional NRCs may apply also and are categorized accordingly.																	
2-Wire Voice Grade Line Port Rates (Res)																	
	Tennessee Area Plus Port without Caller ID capability			UEPRX	UEPRR	1.70	22.14	15.25	8.45	3.91			30.89	7.03			
	Tennessee Extended Local Dialing Port without Caller ID capability			UEPRX	UEPWN	1.70	22.14	15.25	8.45	3.91			30.89	7.03			
	Low Usage Line Port without Caller ID capability			UEPRX	UEPRT	1.70	22.14	15.25	8.45	3.91			30.89	7.03			
2-Wire Voice Grade Line Port (Bus)																	
	Tennessee Extended Local Dialing Port without Caller ID capability			UEPBX	UEPWO	1.70	22.14	15.25	8.45	3.91			30.89	7.03			

UNBUNDLED NETWORK ELEMENTS - Tennessee																
CATEGORY	RATE ELEMENTS	Interim	Zone	BCS	USOC	RATES(\$)					Svc Order Submitted Elec per LSR	Svc Order Submitted Manually per LSR	Attachment: 2		Exhibit: B3	
						Rec	Nonrecurring First	Add'l	Nonrecurring First	Nonrecurring Disconnect Add'l			SOME C	SOMAN	SOMAN	SOMAN
	Tennessee (BUS) inward Collierville and Memphis Local Calling Plan			UEPBX	UEPB2	1.70	22.14	15.25	8.45	3.91			30.89	7.03		
	Tennessee (BUS) 2-Way Collierville and Memphis Local Calling Plan			UEPBX	UEPB3	1.70	22.14	15.25	8.45	3.91			30.89	7.03		
	Incoming Only without Caller ID capability			UEPBX	UEPBE	1.70	22.14	15.25	8.45	3.91			30.89	7.03		
2-Wire Voice Grade Line Port Rates (BUS - PBX)																
	PBX Trunk Combination, Collierville and Memphis Local Calling Plan			UEPPX	UEPA6	1.70	22.14	15.25	8.45	3.91			30.89	7.03		
	PBX 2-Way Combo First Trunk Collierville and Memphis Local Calling Plan			UEPPX	UEPA7	1.70	22.14	15.25	8.45	3.91			30.89	7.03		
UNBUNDLED PORT LOOP COMBINATIONS - MARKET RATES																
> Market Rates shall apply where BellSouth is not required to provide unbundled local switching or switch ports per FCC and/or State Commission rules.																
This includes unbundled port/loop combinations that are Currently Combined or Not Currently Combined in Zone 1 of the Top 8 MSAs in BellSouth's region for end users with 4 or more DS0 equivalent lines.																
> The Top 8 MSAs in BellSouth's region are: FL (Orlando, Ft. Lauderdale, Miami); GA (Atlanta); LA (New Orleans); NC (Greensboro-Winston Salem-Highpoint/Charlotte-Gastonia-Rock Hill); TN (Nashville).																
> BellSouth currently is developing the billing capability to mechanically bill the recurring and non-recurring Market Rates in this section. In the interim where BellSouth cannot bill Market Rates, BellSouth shall bill the rates in the Cost-Based section preceding in lieu of the Market Rates and reserves the right to true-up the billing difference.																
> The Market Rate for unbundled ports includes all available features in all states.																
> End Office and Tandem Switching Usage and Common Transport Usage rates in the Port section of this rate exhibit shall apply to all combinations of loop/port network elements except for UNE Coin Port/Loop Combinations which have a flat rate usage charge (USOC: URECU).																
> For Not Currently Combined scenarios where Market Rates apply, the Nonrecurring charges are listed in the First and Additional NRC columns for each Port USOC. For Currently Combined scenarios, the Nonrecurring charges are listed in the NRC - Currently Combined section. Additional NRCs may apply also and are categorized accordingly.																
2-WIRE VOICE GRADE LOOP WITH 2-WIRE LINE PORT (RES)																
2-Wire Voice Grade Line Port (Res)																
	Tennessee Area Plus Port without Caller ID capability			UEPRX	UEPRR	14.00	90.00	90.00					30.89	7.03		
	Tennessee Extended Local Dialing Port without Caller ID capability			UEPRX	UEPWN	14.00	90.00	90.00					30.89	7.03		
	Low Usage Line Port without Caller ID capability			UEPRX	UEPRT	14.00	90.00	90.00					30.89	7.03		
2-Wire Voice Grade Line Port (Bus)																
	Tennessee Extended Local Dialing Port without Caller ID capability			UEPBX	UEPWO	14.00	90.00	90.00					30.89	7.03		
	Tennessee (BUS) inward Collierville and Memphis Local Calling Plan			UEPBX	UEPB2	14.00	90.00	90.00					30.89	7.03		
	Tennessee (BUS) 2-Way Collierville and Memphis Local Calling Plan			UEPBX	UEPB3	14.00	90.00	90.00					30.89	7.03		
	Incoming Only without Caller ID capability			UEPBX	UEPBE	14.00	90.00	90.00					30.89	7.03		
2-Wire Voice Grade Line Port Rates (BUS - PBX)																
	PBX Trunk Combination, Collierville and Memphis Local Calling Plan			UEPPX	UEPA6	14.00	90.00	90.00					30.89	7.03		
	PBX 2-Way Combo First Trunk Collierville and Memphis Local Calling Plan			UEPPX	UEPA7	14.00	90.00	90.00					30.89	7.03		

**AMENDMENT
TO THE
AGREEMENT BETWEEN
XSPEDIUS CORP.
AND
BELLSOUTH TELECOMMUNICATIONS, INC.
DATED January 1, 2000**

Pursuant to this Amendment, (the "Amendment") Xspedius Corp. ("Xspedius") and BellSouth Telecommunications, Inc. ("BellSouth"), hereinafter referred to collectively as the "Parties", hereby agree to amend that certain Interconnection Agreement with an effective date of January 1, 2000 ("Agreement").

WHEREAS, BellSouth and Xspedius entered into the Agreement with an effective date January 1, 2000, and;

NOW THEREFORE, in consideration of the mutual provisions contained herein and other good and valuable consideration, the receipt and sufficiency of which are hereby acknowledged, the Parties hereby covenant and agree as follows:

1. Attachment 3, Exhibit A, Rates, for the states of Louisiana and Mississippi, is hereby deleted in its entirety and replaced with a new Attachment 3, Exhibit A, Rates, as set forth in Exhibit 1 attached hereto and incorporated herein by this reference.
2. All of the other provisions of the Agreement, effective January 1, 2000, shall remain in full force and effect.
3. Either or both of the Parties are authorized to submit this Amendment to the respective state regulatory authorities for approval subject to Section 252(e) of the Communications Act of 1934 as amended by the Federal Telecommunications Act of 1996.

IN WITNESS WHEREOF, the Parties hereto have caused this Amendment to be executed by their respective duly authorized representatives and shall be deemed effective thirty (30) calendar days following the date of the last signature of both Parties.

BellSouth Telecommunications, Inc.

Xspedius Corp.

By: Signature on File

By: Signature on File

Name: Elizabeth R.A. Shiroishi

Name: Daniel D. Lensgraf

Title: Assistant Director

Title: CFO

Date: 08/13/2002

Date: 6/2/2002

**AMENDMENT
TO THE
AGREEMENT BETWEEN
XSPEDIUS MANAGEMENT CO., LLC AND
BELLSOUTH TELECOMMUNICATIONS, INC.
DATED JANUARY 1, 2000**

Pursuant to this Amendment, (the "Amendment"), Xspedius Management Co., LLC, on behalf of its operating affiliates ("XMC") as set forth in Attachment A, and BellSouth Telecommunications, Inc. ("BellSouth"), hereinafter referred to collectively as the "Parties", hereby agree to amend that certain Interconnection Agreement between the Parties dated January 1, 2000 ("Agreement").

WHEREAS, BellSouth and e.spire Communications, Inc. ("e.spire") entered into the Agreement on January 1, 2000;

WHEREAS, on March 22, 2001 e.spire commended cases under chapter 11 of title 11 of the United States Code; and

WHEREAS, pursuant to bankruptcy court order, e.spire assumed the Agreement and then assigned the Agreement to XMC;

WHEREAS, since January 1, 2000, BellSouth has engaged in cost dockets before the state commissions in the states of Alabama, Florida, Georgia, Kentucky, Louisiana, Mississippi, South Carolina, and Tennessee ("Cost Dockets");

NOW THEREFORE, in consideration of the mutual provisions contained herein and other good and valuable consideration, the receipt and sufficiency of which are hereby acknowledged, the Parties hereby covenant and agree as follows:

1. The Alabama, Florida, Georgia, Kentucky, Louisiana, Mississippi, South Carolina and Tennessee rates contained in Exhibit A of Attachment 1 of the Agreement are hereby deleted in entirety and replaced with the rates in Exhibit A of this Amendment, attached hereto and incorporated herein by this reference.
2. The Alabama, Florida, Georgia, Kentucky, Louisiana, Mississippi, South Carolina and Tennessee rates contained in Exhibit H of Attachment 1 of the Agreement are hereby deleted in entirety and replaced with the rates in Exhibit B of this Amendment, attached hereto and incorporated herein by this reference.
3. The Alabama, Florida, Georgia, Kentucky, Louisiana, Mississippi, South Carolina and Tennessee rates contained in Exhibit C of Attachment 2 of the Agreement are hereby deleted in entirety and replaced with the rates in Exhibit C of this Amendment, attached hereto and incorporated herein by this reference

10/04/02

4. The Alabama, Florida, Georgia, Kentucky, Louisiana, Mississippi, South Carolina and Tennessee rates contained in Exhibit A of Attachment 3 of the Agreement are hereby deleted in entirety and replaced with the rates in Exhibit D of this Amendment, attached hereto and incorporated herein by this reference.
5. The Alabama, Florida, Georgia, Kentucky, Louisiana, Mississippi, South Carolina and Tennessee rates contained in Exhibit A of Attachment 5 of the Agreement are hereby deleted in entirety and replaced with the rates in Exhibit E of this Amendment, attached hereto and incorporated herein by this reference.
6. The Alabama, Florida, Georgia, Kentucky, Louisiana, Mississippi, South Carolina and Tennessee rates contained in Exhibit A of Attachment 7 of the Agreement are hereby deleted in entirety and replaced with the rates in Exhibit F of this Amendment, attached hereto and incorporated herein by this reference.
7. Attachment 2, Section 17.7, Port/Loop Combinations, is hereby deleted in its entirety and replaced with new Section 17.7, as set forth in Exhibit G attached hereto and incorporated herein by this reference.
8. The Parties agree to add to the Agreement a new Section 17.8 of Attachment 2, Ordinarily Combined UNE Combinations, as set forth in Exhibit G attached hereto and incorporated herein by this reference.

All of the other provisions of the Agreement, dated January 1, 2000, shall remain in full force and effect.

Either or both of the Parties are authorized to submit this Amendment to the respective state regulatory authorities for approval subject to Section 252(e) of the Federal Telecommunications Act of 1996.

This Amendment shall be deemed effective 5 calendar days following the date of the last signature of both Parties and shall apply to the states of Alabama, Florida, Georgia, Kentucky, Louisiana, Mississippi, South Carolina and Tennessee.

IN WITNESS WHEREOF, the Parties hereto have caused this Amendment to be executed by their respective duly authorized representatives.

**Xspedius Management Co., LLC, on
behalf of its operating affiliates**

By: SIGNATURE ON FILE

Name: JAMES C FALVEY

Title: SVP – Regulatory Affairs

Date: 10-24-02

BellSouth Telecommunications, Inc.

By: SIGNATURE ON FILE

Name: Elizabeth R.A. Shiroishi

Title: Assistant Director

Date: 10-25-02

ATTACHMENT A

Xspedius Management Co., LLC Operating Affiliates

Xspedius Management Co. Switched Services, LLC (AL, FL, GA, KY, LA, MS, SC and TN)
Xspedius Management Co. of Charleston, LLC (SC)
Xspedius Management Co. of Columbia, LLC (SC)
Xspedius Management Co. of Greenville, LLC (SC)
Xspedius Management Co. of Spartanburg, LLC (SC)
Xspedius Management Co. of Chattanooga, LLC (TN)
Xspedius Management Co. of Atlanta, LLC (GA)
Xspedius Management Co. of Louisville, LLC (KY)
Xspedius Management Co. of Baton Rouge, LLC (LA)
Xspedius Management Co. of Louisiana, LLC (LA)
Xspedius Management Co. of Shreveport, LLC (LA)
Xspedius Management Co. of Jackson, LLC (MS)
Xspedius Management Co. of Birmingham, LLC (AL)
Xspedius Management Co. of Mobile, LLC (AL)
Xspedius Management Co. of Montgomery, LLC (AL)
Xspedius Management Co. of Jacksonville, LLC (FL)
Xspedius Management Co. of South Florida, LLC (FL)

RESALE DISCOUNTS AND RATES

	ALABAMA	FLORIDA	GEORGIA	KENTUCKY	LOUISIANA	MISSISSIPPI	SOUTH CAROLINA	TENNESSEE
APPLICABLE DISCOUNTS								
RESIDENCE	16.3%	21.83%	20.3%	16.79%	20.72%	15.75%	14.8%	16%
BUSINESS	16.3%	16.81%	17.3%	15.54%	20.72%	15.75%	14.8%	16%
CSAs*					9.05%		8.98%	
* Unless noted in this row, the discount for Business will be the applicable discount rate for CSAs.								
OPERATIONAL SUPPORT SYSTEMS (OSS) RATES								
<u>ELEMENT</u>	<u>USOC</u>							
Electronic LSR	SOMEK	\$3.50	\$3.50	\$3.50	\$3.50	\$3.50	\$3.50	\$3.50
Manual LSR	SOMAN	\$19.99	\$19.99	\$19.99	\$19.99	\$19.99	\$19.99	\$19.99

ODUF/ADUF/CMDS - Alabama										Attachment:	1	Exhibit: B			
CATEGORY	RATE ELEMENTS	Interim	Zone	BCS	USOC	RATES(\$)				Svc Order Submitted Elec per LSR	Svc Order Submitted Manually per LSR	Incremental Charge - Manual Svc Order vs. Electronic-1st	Incremental Charge - Manual Svc Order vs. Electronic-Add'l	Incremental Charge - Manual Svc Order vs. Electronic-Disc 1st	Incremental Charge - Manual Svc Order vs. Electronic-Disc Add'l
						Rec	Nonrecurring		Nonrecurring Disconnect						
						First	Add'l	First	Add'l	SOME C	SOMAN	SOMAN	SOMAN	SOMAN	SOMAN
ODUF/ADUF/CMDS/EODUF															
	ENHANCED OPTIONAL DAILY USAGE FILE (EODUF)														
	EODUF: Message Processing, per message					0.22206700									
	ACCESS DAILY USAGE FILE (ADUF)														
	ADUF: Message Processing, per message				N/A	0.00185100									
	ADUF: Data Transmission (CONNECT:DIRECT), per message				N/A	0.00011300									
	OPTIONAL DAILY USAGE FILE (ODUF)														
	ODUF: Recording, per message				N/A	0.00001100									
	ODUF: Message Processing, per message				N/A	0.00249900									
	ODUF: Message Processing, per Magnetic Tape provisioned				N/A	35.76000000									
	ODUF: Data Transmission (CONNECT:DIRECT), per message				N/A	0.00009400									
	CENTRALIZED MESSAGE DISTRIBUTION SERVICE (CMDS)														
	CMDS: Message Processing, per message				N/A	0.00400000									
	CMDS: Data Transmission (CONNECT:DIRECT), per message				N/A	0.00100000									
Notes: If no rate is identified in the contract, the rate for the specific service or function will be as set forth in applicable BellSouth tariff.															

ODUF/ADUF/CMDS - Florida

CATEGORY	RATE ELEMENTS	Interim	Zone	BCS	USOC	RATES(\$)	Svc Order Submitted Elec per LSR	Svc Order Submitted Manually per LSR	Attachment: 1	Exhibit: B	Incremental Charge - Manual Svc Order vs. Electronic-Disc 1st	Incremental Charge - Manual Svc Order vs. Electronic-Disc Add'l	Incremental Charge - Manual Svc Order vs. Electronic-Disc 1st	Incremental Charge - Manual Svc Order vs. Electronic-Disc Add'l											
															Rec	Nonrecurring		Nonrecurring Disconnect		OSS Rates(\$)					
																First	Add'l	First	Add'l	SOME C	SOMAN	SOMAN	SOMAN	SOMAN	SOMAN
ODUF/ADUF/CMDS/EODUF																									
	ENHANCED OPTIONAL DAILY USAGE FILE (EODUF)																								
	EODUF: Message Processing, per message					0.080698																			
	ACCESS DAILY USAGE FILE (ADUF)																								
	ADUF: Message Processing, per message				N/A	0.001656																			
	ADUF: Data Transmission (CONNECT:DIRECT), per message				N/A	0.00012450																			
	OPTIONAL DAILY USAGE FILE (ODUF)																								
	ODUF: Recording, per message				N/A	0.0000071																			
	ODUF: Message Processing, per message				N/A	0.002146																			
	ODUF: Message Processing, per Magnetic Tape provisioned				N/A	35.91																			
	ODUF: Data Transmission (CONNECT:DIRECT), per message				N/A	0.00010375																			
	CENTRALIZED MESSAGE DISTRIBUTION SERVICE (CMDS)																								
	CMDS: Message Processing, per message				N/A	0.004																			
	CMDS: Data Transmission (CONNECT:DIRECT), per message				N/A	0.001																			
Notes: If no rate is identified in the contract, the rate for the specific service or function will be as set forth in applicable BellSouth tariff.																									

ODUF/ADUF/CMDS - Georgia										Attachment:	1	Exhibit: B			
CATEGORY	RATE ELEMENTS	Interim	Zone	BCS	USOC	RATES(\$)				Svc Order Submitted Elec per LSR	Svc Order Submitted Manually per LSR	Incremental Charge - Manual Svc Order vs. Electronic-1st	Incremental Charge - Manual Svc Order vs. Electronic-Add'l	Incremental Charge - Manual Svc Order vs. Electronic-Disc 1st	Incremental Charge - Manual Svc Order vs. Electronic-Disc Add'l
						Rec	Nonrecurring		Nonrecurring Disconnect						
							First	Add'l	First	Add'l	SOME C	SOMAN	SOMAN	SOMAN	SOMAN
ODUF/ADUF/CMDS/EODUF															
	ENHANCED OPTIONAL DAILY USAGE FILE (EODUF)														
	EODUF: Message Processing, per message					0.0034555									
	ACCESS DAILY USAGE FILE (ADUF)														
	ADUF: Message Processing, per message				N/A	0.0079506									
	ADUF: Data Transmission (CONNECT:DIRECT), per message				N/A	0.0000434									
	OPTIONAL DAILY USAGE FILE (ODUF)														
	ODUF: Recording, per message				N/A	0.0000090									
	ODUF: Message Processing, per message				N/A	0.0046462									
	ODUF: Message Processing, per Magnetic Tape provisioned				N/A	28.85									
	ODUF: Data Transmission (CONNECT:DIRECT), per message				N/A	0.0000434									
	CENTRALIZED MESSAGE DISTRIBUTION SERVICE (CMDS)														
	CMDS: Message Processing, per message				N/A	0.004									
	CMDS: Data Transmission (CONNECT:DIRECT), per message				N/A	0.001									
Notes: If no rate is identified in the contract, the rate for the specific service or function will be as set forth in applicable BellSouth tariff.															

ODUF/ADUF/CMDS - Kentucky										Attachment:	1	Exhibit: B				
CATEGORY	RATE ELEMENTS	Interim	Zone	BCS	USOC	RATES(\$)				Svc Order Submitted Elec per LSR	Svc Order Submitted Manually per LSR	Incremental Charge - Manual Svc Order vs. Electronic-1st	Incremental Charge - Manual Svc Order vs. Electronic-Add'l	Incremental Charge - Manual Svc Order vs. Electronic-Disc 1st	Incremental Charge - Manual Svc Order vs. Electronic-Disc Add'l	
						Rec	Nonrecurring		Nonrecurring Disconnect	OSS Rates(\$)						
							First	Add'l	First	Add'l	SOME C	SOMAN	SOMAN	SOMAN	SOMAN	SOMAN
ODUF/ADUF/CMDS/EODUF																
	ENHANCED OPTIONAL DAILY USAGE FILE (EODUF)															
	EODUF: Message Processing, per message					0.235889										
	ACCESS DAILY USAGE FILE (ADUF)															
	ADUF: Message Processing, per message				N/A	0.001857										
	ADUF: Data Transmission (CONNECT:DIRECT), per message				N/A	0.0001245										
	OPTIONAL DAILY USAGE FILE (ODUF)															
	ODUF: Recording, per message				N/A	0.0000136										
	ODUF: Message Processing, per message				N/A	0.002506										
	ODUF: Message Processing, per Magnetic Tape provisioned				N/A	35.90										
	ODUF: Data Transmission (CONNECT:DIRECT), per message				N/A	0.00010372										
	CENTRALIZED MESSAGE DISTRIBUTION SERVICE (CMDS)															
	CMDS: Message Processing, per message				N/A	0.004										
	CMDS: Data Transmission (CONNECT:DIRECT), per message				N/A	0.001										
Notes: If no rate is identified in the contract, the rate for the specific service or function will be as set forth in applicable BellSouth tariff.																

ODUF/ADUF/CMDS - Louisiana										Attachment:	1	Exhibit: B	
CATEGORY	RATE ELEMENTS	Interim	Zone	BCS	USOC	RATES(\$)	Svc Order Submitted Elec per LSR	Svc Order Submitted Manually per LSR	Incremental Charge - Manual Svc Order vs. Electronic-1st	Incremental Charge - Manual Svc Order vs. Electronic-Add'l	Incremental Charge - Manual Svc Order vs. Electronic-Disc 1st	Incremental Charge - Manual Svc Order vs. Electronic-Disc Add'l	
													Rec
ODUF/ADUF/CMDS/EODUF													
ENHANCED OPTIONAL DAILY USAGE FILE (EODUF)													
	EODUF: Message Processing, per message					0.229779							
ACCESS DAILY USAGE FILE (ADUF)													
	ADUF: Message Processing, per message				N/A	0.001825							
	ADUF: Data Transmission (CONNECT:DIRECT), per message				N/A	0.00012147							
OPTIONAL DAILY USAGE FILE (ODUF)													
	ODUF: Recording, per message				N/A	0.0000117							
	ODUF: Message Processing, per message				N/A	0.002446							
	ODUF: Message Processing, per Magnetic Tape provisioned				N/A	35.54							
	ODUF: Data Transmission (CONNECT:DIRECT), per message				N/A	0.00010122							
CENTRALIZED MESSAGE DISTRIBUTION SERVICE (CMDS)													
	CMDS: Message Processing, per message				N/A	0.004							
	CMDS: Data Transmission (CONNECT:DIRECT), per message				N/A	0.001							
Notes: If no rate is identified in the contract, the rate for the specific service or function will be as set forth in applicable BellSouth tariff.													

ODUF/ADUF/CMDS - Mississippi										Attachment:	1	Exhibit: B				
CATEGORY	RATE ELEMENTS	Interim	Zone	BCS	USOC	RATES(\$)				Svc Order Submitted Elec per LSR	Svc Order Submitted Manually per LSR	Incremental Charge - Manual Svc Order vs. Electronic-1st	Incremental Charge - Manual Svc Order vs. Electronic-Add'l	Incremental Charge - Manual Svc Order vs. Electronic-Disc 1st	Incremental Charge - Manual Svc Order vs. Electronic-Disc Add'l	
						Rec	Nonrecurring		Nonrecurring Disconnect	OSS Rates(\$)						
							First	Add'l	First	Add'l	SOME C	SOMAN	SOMAN	SOMAN	SOMAN	SOMAN
ODUF/ADUF/CMDS/EODUF																
	ENHANCED OPTIONAL DAILY USAGE FILE (EODUF)															
	EODUF: Message Processing, per message					0.234915										
	ACCESS DAILY USAGE FILE (ADUF)															
	ADUF: Message Processing, per message				N/A	0.001861										
	ADUF: Data Transmission (CONNECT:DIRECT), per message				N/A	0.00012278										
	OPTIONAL DAILY USAGE FILE (ODUF)															
	ODUF: Recording, per message				N/A	0.0000063										
	ODUF: Message Processing, per message				N/A	0.002509										
	ODUF: Message Processing, per Magnetic Tape provisioned				N/A	35.97										
	ODUF: Data Transmission (CONNECT:DIRECT), per message				N/A	0.00010232										
	CENTRALIZED MESSAGE DISTRIBUTION SERVICE (CMDS)															
	CMDS: Message Processing, per message				N/A	0.004										
	CMDS: Data Transmission (CONNECT:DIRECT), per message				N/A	0.001										
Notes: If no rate is identified in the contract, the rate for the specific service or function will be as set forth in applicable BellSouth tariff.																

ODUF/ADUF/CMDS - South Carolina										Attachment:	1	Exhibit: B																					
CATEGORY	RATE ELEMENTS	Interim	Zone	BCS	USOC	RATES(\$)	Rec	Svc Order Submitted Elec per LSR	Svc Order Submitted Manually per LSR	Incremental Charge - Manual Svc Order vs. Electronic-1st	Incremental Charge - Manual Svc Order vs. Electronic-Add'l	Incremental Charge - Manual Svc Order vs. Electronic-Disc 1st	Incremental Charge - Manual Svc Order vs. Electronic-Disc Add'l																				
														Nonrecurring First	Nonrecurring Add'l	Nonrecurring Disconnect First	Nonrecurring Disconnect Add'l	OSS Rates(\$)															
														SOME C	SOMAN	SOMAN	SOMAN	SOMAN	SOMAN														
ODUF/ADUF/CMDS/EODUF																																	
	ENHANCED OPTIONAL DAILY USAGE FILE (EODUF)																																
	EODUF: Message Processing, per message																																
	ACCESS DAILY USAGE FILE (ADUF)																																
	ADUF: Message Processing, per message																																
	ADUF: Data Transmission (CONNECT:DIRECT), per message																																
	OPTIONAL DAILY USAGE FILE (ODUF)																																
	ODUF: Recording, per message																																
	ODUF: Message Processing, per message																																
	ODUF: Message Processing, per Magnetic Tape provisioned																																
	ODUF: Data Transmission (CONNECT:DIRECT), per message																																
	CENTRALIZED MESSAGE DISTRIBUTION SERVICE (CMDS)																																
	CMDS: Message Processing, per message																																
	CMDS: Data Transmission (CONNECT:DIRECT), per message																																
Notes: If no rate is identified in the contract, the rate for the specific service or function will be as set forth in applicable BellSouth tariff.																																	

ODUF/ADUF/CMDS - Tennessee											Attachment:	1	Exhibit: B			
CATEGORY	RATE ELEMENTS	Interim	Zone	BCS	USOC	RATES(\$)				Svc Order Submitted Elec per LSR	Svc Order Submitted Manually per LSR	Incremental Charge - Manual Svc Order vs. Electronic-1st	Incremental Charge - Manual Svc Order vs. Electronic-Add'l	Incremental Charge - Manual Svc Order vs. Electronic-Disc 1st	Incremental Charge - Manual Svc Order vs. Electronic-Disc Add'l	
						Rec	Nonrecurring First	Add'l	Nonrecurring First							Disconnect Add'l
											SOME C	SOMAN	SOMAN	SOMAN	SOMAN	SOMAN
ODUF/ADUF/CMDS/EODUF																
	ENHANCED OPTIONAL DAILY USAGE FILE (EODUF)															
	EODUF: Message Processing, per message						0.22977900									
	ACCESS DAILY USAGE FILE (ADUF)															
	ADUF: Message Processing, per message				N/A		0.00182500									
	ADUF: Data Transmission (CONNECT:DIRECT), per message				N/A		0.00012147									
	OPTIONAL DAILY USAGE FILE (ODUF)															
	ODUF: Recording, per message				N/A		0.00000440									
	ODUF: Message Processing, per message				N/A		0.00244600									
	ODUF: Message Processing, per Magnetic Tape provisioned				N/A		35.54000000									
	ODUF: Data Transmission (CONNECT:DIRECT), per message				N/A		0.00003390									
	CENTRALIZED MESSAGE DISTRIBUTION SERVICE (CMDS)															
	CMDS: Message Processing, per message				N/A		0.004									
	CMDS: Data Transmission (CONNECT:DIRECT), per message				N/A		0.001									
Notes: If no rate is identified in the contract, the rate for the specific service or function will be as set forth in applicable BellSouth tariff.																

UNBUNDLED NETWORK ELEMENTS - Alabama										Attachment: 2		Exhibit: C	
CATEGORY	RATE ELEMENTS	Interim	Zone	BCS	USOC	RATES(\$)	Svc Order Submitted Elec per LSR	Svc Order Submitted Manually per LSR	Incremental Charge - Manual Svc Order vs. Electronic-1st	Incremental Charge - Manual Svc Order vs. Electronic-Add'l	Incremental Charge - Manual Svc Order vs. Electronic-Disc 1st	Incremental Charge - Manual Svc Order vs. Electronic-Disc Add'l	
													Rec
The "Zone" shown in the sections for stand-alone loops or loops as part of a combination refers to Geographically Deaveraged UNE Zones. To view Geographically Deaveraged UNE Zone Designations by Central Office, refer to Internet Website: http://www.interconnection.bellsouth.com/become_a_clec/html/interconnection.htm													
OPERATIONAL SUPPORT SYSTEMS													
NOTE: (1) Electronic Service Order: CLEC should contact its contract negotiator if it prefers the state specific electronic service ordering charges as ordered by the State Commissions. The electronic service ordering charge currently contained in this rate exhibit is the BellSouth regional electronic service ordering charge. CLEC may elect either the state specific Commission ordered rates for the electronic service ordering charges, or CLEC may elect the regional electronic service ordering charge.													
NOTE: (2) Any element that can be ordered electronically will be billed according to the SOMECE rate listed in this category. Please refer to BellSouth's Business Rules for Local Ordering (BBR-LO) to determine if a product can be ordered electronically. For those elements that cannot be ordered electronically at present per the BBR-LO, the listed SOMECE rate in this category reflects the charge that would be billed to a CLEC once electronic ordering capabilities come on-line for that element. Otherwise, the manual ordering charge, SOMAN, will be applied to a CLECs bill when it submits an LSR to BellSouth.													
	Electronic OSS Charge, per LSR, submitted via BST's OSS interactive interfaces (Regional)									SOMECE	3.50		
	Manual Service Order Charge, per LSR, Disconnect Only (AL)									SOMAN	1.97		
UNE SERVICE DATE ADVANCEMENT CHARGE													
NOTE: The Expedite charge will be maintained commensurate with BellSouth's FCC No.1 Tariff, Section 5 as applicable.													
	UNE Expedite Charge per Circuit or Line Assignable USOC, per Day			ALL UNE	SDASP						200.00		
UNBUNDLED EXCHANGE ACCESS LOOP													
2-WIRE ANALOG VOICE GRADE LOOP													
	2-Wire Analog Voice Grade Loop - Service Level 1- Zone 1		1	UEANL	UEAL2	12.58	37.81	17.56	23.49	5.30	15.66		
	2-Wire Analog Voice Grade Loop - Service Level 1- Zone 2		2	UEANL	UEAL2	21.05	37.81	17.56	23.49	5.30	15.66		
	2-Wire Analog Voice Grade Loop - Service Level 1- Zone 3		3	UEANL	UEAL2	34.34	37.81	17.56	23.49	5.30	15.66		
	Loop Testing - Basic 1st Half Hour			UEANL	URET1		34.16				15.66		
	Loop Testing - Basic Additional Half Hour			UEANL	URETA		19.85				15.66		
	CLEC to CLEC Conversion Charge Without Outside Dispatch (UVL-SL1)			UEANL	UREWO		15.78	8.94			15.66		
	Engineering Information Document (EI)			UEANL	UEANM		13.44						
	Manual Order Coordination for UVL-SL1s (per loop)			UEANL	UEAMC		8.15						
	Order Coordination for Specified Conversion Time for UVL-SL1 (per LSR)			UEANL	OCOSL		18.09						
2-WIRE Unbundled COPPER LOOP													
	2-Wire Unbundled Copper Loop - Non-Designed Zone 1	I	1	UEQ	UEQ2X	11.20	34.14	15.10	21.25	4.15	15.66		
	2 Wire Unbundled Copper Loop - Non-Designed - Zone 2	I	2	UEQ	UEQ2X	13.27	34.14	15.10	21.25	4.15	15.66		
	2 Wire Unbundled Copper Loop - Non-Designed - Zone 3	I	3	UEQ	UEQ2X	15.07	34.14	15.10	21.25	4.15	15.66		
	Order Coordination 2 Wire Unbundled Copper Loop - Non-Designed (per loop)			UEQ	USBMC		8.15						
	Engineering Information Document			UEQ			13.44				15.66		
	Loop Testing - Basic 1st Half Hour			UEQ	URET1		34.16				15.66		
	Loop Testing - Basic Additional Half Hour			UEQ	URETA		19.85				15.66		
	CLEC to CLEC Conversion Charge Without Outside Dispatch (UCL-ND)			UEQ	UREWO		14.27	7.43			15.66		
UNBUNDLED EXCHANGE ACCESS LOOP													
2-WIRE ANALOG VOICE GRADE LOOP													
	2-Wire Analog Voice Grade Loop - Service Level 2 w/Loop or Ground Start Signaling - Zone 1		1	UEA	UEAL2	14.38	88.00	55.00	47.24	7.44	15.66		
	2-Wire Analog Voice Grade Loop - Service Level 2 w/Loop or Ground Start Signaling - Zone 2		2	UEA	UEAL2	22.85	88.00	55.00	47.24	7.44	15.66		
	2-Wire Analog Voice Grade Loop - Service Level 2 w/Loop or Ground Start Signaling - Zone 3		3	UEA	UEAL2	36.14	88.00	55.00	47.24	7.44	15.66		
	Order Coordination for Specified Conversion Time (per LSR)			UEA	OCOSL		18.09						
	2-Wire Analog Voice Grade Loop - Service Level 2 w/Reverse Battery Signaling - Zone 1		1	UEA	UEAR2	14.38	88.00	55.00	47.24	7.44	15.66		
	2-Wire Analog Voice Grade Loop - Service Level 2 w/Reverse Battery Signaling - Zone 2		2	UEA	UEAR2	22.85	88.00	55.00	47.24	7.44	15.66		
	2-Wire Analog Voice Grade Loop - Service Level 2 w/Reverse Battery Signaling - Zone 3		3	UEA	UEAR2	36.14	88.00	55.00	47.24	7.44	15.66		
	Order Coordination for Specified Conversion Time (per LSR)			UEA	OCOSL		18.09						
	CLEC to CLEC Conversion Charge without outside dispatch			UEA	UREWO		87.72	36.36			15.66		
4-WIRE ANALOG VOICE GRADE LOOP													
	4-Wire Analog Voice Grade Loop - Zone 1		1	UEA	UEAL4	25.34	131.97	94.51	59.14	14.50	15.66		
	4-Wire Analog Voice Grade Loop - Zone 2		2	UEA	UEAL4	38.58	131.97	94.51	59.14	14.50	15.66		

UNBUNDLED NETWORK ELEMENTS - Alabama										Attachment: 2		Exhibit: C			
CATEGORY	RATE ELEMENTS	Interim	Zone	BCS	USOC	RATES(\$)	Svc Order Submitted Elec per LSR	Svc Order Submitted Manually per LSR	Incremental Charge - Manual Svc Order vs. Electronic-1st	Incremental Charge - Manual Svc Order vs. Electronic-Add'l	Incremental Charge - Manual Svc Order vs. Electronic-Disc 1st	Incremental Charge - Manual Svc Order vs. Electronic-Disc Add'l			
													Rec	Nonrecurring	
							First	Add'l	First	Add'l	SOMEc	SOMAN	SOMAN	SOMAN	SOMAN
	4-Wire Analog Voice Grade Loop - Zone 3		3	UEA	UEAL4	60.02	131.97	94.51	59.14	14.50		15.66			
	Order Coordination for Specified Conversion Time (per LSR)			UEA	OCOSL		18.09								
	CLEC to CLEC Conversion Charge without outside dispatch			UEA	UREWO		87.72	36.36				15.66			
	2-WIRE ISDN DIGITAL GRADE LOOP														
	2-Wire ISDN Digital Grade Loop - Zone 1		1	UDN	U1L2X	21.88	117.24	79.77	52.88	10.54		15.66			
	2-Wire ISDN Digital Grade Loop - Zone 2		2	UDN	U1L2X	32.85	117.24	79.77	52.88	10.54		15.66			
	2-Wire ISDN Digital Grade Loop - Zone 3		3	UDN	U1L2X	48.55	117.24	79.77	52.88	10.54		15.66			
	Order Coordination For Specified Conversion Time (per LSR)			UDN	OCOSL		18.09								
	CLEC to CLEC Conversion Charge without outside dispatch			UDN	UREWO		91.63	44.16				15.66			
	2-WIRE ASYMMETRICAL DIGITAL SUBSCRIBER LINE (ADSL) COMPATIBLE LOOP														
	2 Wire Unbundled ADSL Loop including manual service inquiry & facility reservation - Zone 1		1	UAL	UAL2X	11.01	110.00	68.00	47.24	7.44		15.66			
	2 Wire Unbundled ADSL Loop including manual service inquiry & facility reservation - Zone 2		2	UAL	UAL2X	12.73	110.00	68.00	47.24	7.44		15.66			
	2 Wire Unbundled ADSL Loop including manual service inquiry & facility reservation - Zone 3		3	UAL	UAL2X	14.30	110.00	68.00	47.24	7.44		15.66			
	Order Coordination for Specified Conversion Time (per LSR)			UAL	OCOSL		18.09								
	2 Wire Unbundled ADSL Loop without manual service inquiry & facility reservat - Zone 1		1	UAL	UAL2W	11.01	90.00	57.00	47.24	7.44		15.66			
	2 Wire Unbundled ADSL Loop without manual service inquiry & facility reservat - Zone 2		2	UAL	UAL2W	12.73	90.00	57.00	47.24	7.44		15.66			
	2 Wire Unbundled ADSL Loop without manual service inquiry & facility reservat - Zone 3		3	UAL	UAL2W	14.30	90.00	57.00	47.24	7.44		15.66			
	Order Coordination for Specified Conversion Time (per LSR)			UAL	OCOSL		18.09								
	CLEC to CLEC Conversion Charge without outside dispatch			UAL	UREWO		86.20	40.40				15.66			
	2-WIRE HIGH BIT RATE DIGITAL SUBSCRIBER LINE (HDSL) COMPATIBLE LOOP														
	2 Wire Unbundled HDSL Loop including manual service inquiry & facility reservation - Zone 1		1	UHL	UHL2X	8.74	110.00	68.00	47.24	7.44		15.66			
	2 Wire Unbundled HDSL Loop including manual service inquiry & facility reservation - Zone 2		2	UHL	UHL2X	10.17	110.00	68.00	47.24	7.44		15.66			
	2 Wire Unbundled HDSL Loop including manual service inquiry & facility reservation - Zone 3		3	UHL	UHL2X	11.44	110.00	68.00	47.24	7.44		15.66			
	Order Coordination for Specified Conversion Time (per LSR)			UHL	OCOSL		18.09								
	2 Wire Unbundled HDSL Loop without manual service inquiry and facility reservation - Zone 1		1	UHL	UHL2W	8.74	90.00	57.00	47.24	7.44		15.66			
	2 Wire Unbundled HDSL Loop without manual service inquiry and facility reservation - Zone 2		2	UHL	UHL2W	10.17	90.00	57.00	47.24	7.44		15.66			
	2 Wire Unbundled HDSL Loop without manual service inquiry and facility reservation - Zone 3		3	UHL	UHL2W	11.44	90.00	57.00	47.24	7.44		15.66			
	Order Coordination for Specified Conversion Time (per LSR)			UHL	OCOSL		18.09								
	CLEC to CLEC Conversion Charge without outside dispatch			UHL	UREWO		86.14	40.40				15.66			
	4-WIRE HIGH BIT RATE DIGITAL SUBSCRIBER LINE (HDSL) COMPATIBLE LOOP														
	4 Wire Unbundled HDSL Loop including manual service inquiry and facility reservation - Zone 1		1	UHL	UHL4X	13.95	148.36	68.00	51.70	9.73		15.66			
	4-Wire Unbundled HDSL Loop including manual service inquiry and facility reservation - Zone 2		2	UHL	UHL4X	15.56	148.36	68.00	51.70	9.73		15.66			
	4-Wire Unbundled HDSL Loop including manual service inquiry and facility reservation - Zone 3		3	UHL	UHL4X	15.25	148.36	68.00	51.70	9.73		15.66			
	Order Coordination for Specified Conversion Time (per LSR)			UHL	OCOSL		18.09								
	4-Wire Unbundled HDSL Loop without manual service inquiry and facility reservation - Zone 1		1	UHL	UHL4W	13.95	94.00	57.00	51.70	9.73		15.66			
	4-Wire Unbundled HDSL Loop without manual service inquiry and facility reservation - Zone 2		2	UHL	UHL4W	15.56	94.00	57.00	51.70	9.73		15.66			
	4-Wire Unbundled HDSL Loop without manual service inquiry and facility reservation - Zone 3		3	UHL	UHL4W	15.25	94.00	57.00	51.70	9.73		15.66			
	Order Coordination for Specified Conversion Time (per LSR)			UHL	OCOSL		18.09								
	CLEC to CLEC Conversion Charge without outside dispatch			UHL	UREWO		86.14	40.40				15.66			
	4-WIRE DS1 DIGITAL LOOP														
	4-Wire DS1 Digital Loop - Zone 1		1	USL	USLXX	82.55	252.47	157.54	44.70	11.71		15.66			

UNBUNDLED NETWORK ELEMENTS - Alabama										Attachment: 2		Exhibit: C			
CATEGORY	RATE ELEMENTS	Interim	Zone	BCS	USOC	RATES(\$)	Svc Order Submitted Elec per LSR	Svc Order Submitted Manually per LSR	Incremental Charge - Manual Svc Order vs. Electronic-1st	Incremental Charge - Manual Svc Order vs. Electronic-Add'l	Incremental Charge - Manual Svc Order vs. Electronic-Disc 1st	Incremental Charge - Manual Svc Order vs. Electronic-Disc Add'l			
													Rec	Nonrecurring	
							First	Add'l	First	Add'l	SOMEc	SOMAN	SOMAN	SOMAN	SOMAN
	4-Wire DS1 Digital Loop - Zone 2		2	USL	USLXX	154.18	252.47	157.54	44.70	11.71		15.66			
	4-Wire DS1 Digital Loop - Zone 3		3	USL	USLXX	314.52	252.47	157.54	44.70	11.71		15.66			
	Order Coordination for Specified Conversion Time (per LSR)			USL	OCOSL		18.09								
	CLEC to CLEC Conversion Charge without outside dispatch			USL	UREWO		101.09	43.05				15.66			
	4-WIRE 19.2, 56 OR 64 KBPS DIGITAL GRADE LOOP														
	4 Wire Unbundled Digital 19.2 Kbps		1	UDL	UDL19	26.09	126.27	88.80	59.14	14.50		15.66			
	4 Wire Unbundled Digital 19.2 Kbps		2	UDL	UDL19	35.95	126.27	88.80	59.14	14.50		15.66			
	4 Wire Unbundled Digital 19.2 Kbps		3	UDL	UDL19	37.88	126.27	88.80	59.14	14.50		15.66			
	4 Wire Unbundled Digital Loop 56 Kbps - Zone 1		1	UDL	UDL56	26.09	126.27	88.80	59.14	14.50		15.66			
	4 Wire Unbundled Digital Loop 56 Kbps - Zone 2		2	UDL	UDL56	35.95	126.27	88.80	59.14	14.50		15.66			
	4 Wire Unbundled Digital Loop 56 Kbps - Zone 3		3	UDL	UDL56	37.88	126.27	88.80	59.14	14.50		15.66			
	Order Coordination for Specified Conversion Time (per LSR)			UDL	OCOSL		18.09								
	4 Wire Unbundled Digital Loop 64 Kbps - Zone 1		1	UDL	UDL64	26.09	126.27	88.80	59.14	14.50		15.66			
	4 Wire Unbundled Digital Loop 64 Kbps - Zone 2		2	UDL	UDL64	35.95	126.27	88.80	59.14	14.50		15.66			
	4 Wire Unbundled Digital Loop 64 Kbps - Zone 3		3	UDL	UDL64	37.88	126.27	88.80	59.14	14.50		15.66			
	Order Coordination for Specified Conversion Time (per LSR)			UDL	OCOSL		18.09								
	CLEC to CLEC Conversion Charge without outside dispatch			UDL	UREWO		102.13	49.75				15.66			
	2-WIRE Unbundled COPPER LOOP														
	2-Wire Unbundled Copper Loop/Short including manual service inquiry & facility reservation - Zone 1		1	UCL	UCLPB	11.01	112.46	65.30	47.24	7.44		15.66			
	2-Wire Unbundled Copper Loop/Short including manual service inquiry & facility reservation - Zone 2		2	UCL	UCLPB	12.73	112.46	65.30	47.24	7.44		15.66			
	2 Wire Unbundled Copper Loop/Short including manual service inquiry & facility reservation - Zone 3		3	UCL	UCLPB	14.30	112.46	65.30	47.24	7.44		15.66			
	Order Coordination for Unbundled Copper Loops (per loop)			UCL	UCLMC		8.15	8.15							
	2-Wire Unbundled Copper Loop/Short without manual service inquiry and facility reservation - Zone 1	I	1	UCL	UCLPW	11.01	91.46	54.30	47.24	7.44		15.66			
	2-Wire Unbundled Copper Loop/Short without manual service inquiry and facility reservation - Zone 2	I	2	UCL	UCLPW	12.73	91.46	54.30	47.24	7.44		15.66			
	2-Wire Unbundled Copper Loop/Short without manual service inquiry and facility reservation - Zone 3	I	3	UCL	UCLPW	14.30	91.46	54.30	47.24	7.44		15.66			
	Order Coordination for Unbundled Copper Loops (per loop)			UCL	UCLMC		8.15	8.15							
	2-Wire Unbundled Copper Loop/Long - includes manual svc. inquiry and facility reservation - Zone 1		1	UCL	UCL2L	31.42	112.46	65.30	47.24	7.44		15.66			
	2-Wire Unbundled Copper Loop/Long - includes manual svc. inquiry and facility reservation - Zone 2		2	UCL	UCL2L	55.01	112.46	65.30	47.24	7.44		15.66			
	2-Wire Unbundled Copper Loop/Long - includes manual svc. inquiry and facility reservation - Zone 3		3	UCL	UCL2L	80.00	112.46	65.30	47.24	7.44		15.66			
	Order Coordination for Unbundled Copper Loops (per loop)			UCL	UCLMC		8.15	8.15							
	2-Wire Unbundled Copper Loop/Long - without manual service inquiry and facility reservation - Zone 1	I	1	UCL	UCL2W	31.42	91.46	54.30	47.24	7.44		15.66			
	2-Wire Unbundled Copper Loop/Long - without manual service inquiry and facility reservation - Zone 2	I	2	UCL	UCL2W	55.01	91.46	54.30	47.24	7.44		15.66			
	2-Wire Unbundled Copper Loop/Long - without manual service inquiry and facility reservation - Zone 3	I	3	UCL	UCL2W	80.00	91.46	54.30	47.24	7.44		15.66			
	Order Coordination for Unbundled Copper Loops (per loop)			UCL	UCLMC		8.15	8.15							
	CLEC to CLEC Conversion Charge without outside dispatch (UCL-Des)			UCL	UREWO		97.23	42.48				15.66			
	4-WIRE COPPER LOOP														
	4-Wire Copper Loop/Short - including manual service inquiry and facility reservation - Zone 1		1	UCL	UCL4S	17.36	135.21	88.05	51.70	9.73		15.66			
	4-Wire Copper Loop/Short - including manual service inquiry and facility reservation - Zone 2		2	UCL	UCL4S	20.76	135.21	88.05	51.70	9.73		15.66			
	4-Wire Copper Loop/Short - including manual service inquiry and facility reservation - Zone 3		3	UCL	UCL4S	28.21	135.21	88.05	51.70	9.73		15.66			
	Order Coordination for Unbundled Copper Loops (per loop)			UCL	UCLMC		8.15	8.15							
	4-Wire Copper Loop/Short - without manual service inquiry and facility reservation - Zone 1	I	1	UCL	UCL4W	17.36	114.21	67.05	51.70	9.73		15.66			

UNBUNDLED NETWORK ELEMENTS - Alabama										Attachment: 2		Exhibit: C			
CATEGORY	RATE ELEMENTS	Interim	Zone	BCS	USOC	RATES(\$)				Svc Order Submitted Elec per LSR	Svc Order Submitted Manually per LSR	Incremental Charge - Manual Svc Order vs. Electronic-1st	Incremental Charge - Manual Svc Order vs. Electronic-Add'l	Incremental Charge - Manual Svc Order vs. Electronic-Disc 1st	Incremental Charge - Manual Svc Order vs. Electronic-Disc Add'l
						Rec	Nonrecurring		Nonrecurring Disconnect						
							First	Add'l	First	Add'l	SOMEc	SOMAN	SOMAN	SOMAN	SOMAN
	4-Wire Copper Loop/Short - without manual service inquiry and facility reservation - Zone 2	I	2	UCL	UCL4W	20.76	114.21	67.05	51.70	9.73		15.66			
	4-Wire Copper Loop/Short - without manual service inquiry and facility reservation - Zone 3	I	3	UCL	UCL4W	28.21	114.21	67.05	51.70	9.73		15.66			
	Order Coordination for Unbundled Copper Loops (per loop)			UCL	UCLMC		8.15	8.15							
	4-Wire Unbundled Copper Loop/Long - includes manual svc. inquiry and facility reservation - Zone 1		1	UCL	UCL4L	49.35	135.21	88.05	51.70	9.73		15.66			
	4-Wire Unbundled Copper Loop/Long - includes manual svc. inquiry and facility reservation - Zone 2		2	UCL	UCL4L	92.45	135.21	88.05	51.70	9.73		15.66			
	4-Wire Unbundled Copper Loop/Long - includes manual svc. inquiry and facility reservation - Zone 3		3	UCL	UCL4L	127.39	135.21	88.05	51.70	9.73		15.66			
	Order Coordination for Unbundled Copper Loops (per loop)			UCL	UCLMC		8.15	8.15							
	4-Wire Unbundled Copper Loop/Long - without manual svc. inquiry and facility reservation - Zone 1	I	1	UCL	UCL4O	49.35	114.21	67.05	51.70	9.73		15.66			
	4-Wire Unbundled Copper Loop/Long - without manual svc. inquiry and facility reservation - Zone 2	I	2	UCL	UCL4O	92.45	114.21	67.05	51.70	9.73		15.66			
	4-Wire Unbundled Copper Loop/Long - without manual svc. inquiry and facility reservation - Zone 3	I	3	UCL	UCL4O	127.39	114.21	67.05	51.70	9.73		15.66			
	Order Coordination for Unbundled Copper Loops (per loop)			UCL	UCLMC		8.15	8.15							
	CLEC to CLEC conversion Charge without outside dispatch			UCL	UREWO		97.23	42.48				15.66			
LOOP MODIFICATION															
	Unbundled Loop Modification, Removal of Load Coils - 2 Wire pair less than or equal to 18k ft	I		UAL, UHL, UCL, UEQ, ULS, UEA, UEANL, UDL, UDC, UDN, UDL, USL	ULM2L		0.00	0.00				15.66			
	Unbundled Loop Modification, Removal of Load Coils - 2 wire greater than 18k ft	I		UCL, ULS, UEQ	ULM2G		170.51	170.51				15.66			
	Unbundled Loop Modification Removal of Load Coils - 4 Wire less than or equal to 18K ft	I		UHL, UCL	ULM4L		0.00	0.00				15.66			
	Unbundled Loop Modification Removal of Load Coils - 4 Wire pair greater than 18k ft	I		UCL	ULM4G		170.51	170.51				15.66			
	Unbundled Loop Modification Removal of Bridged Tap Removal, per unbundled loop	I		UAL, UHL, UCL, UEQ, UEF, ULS, UEA, UEANL, UDL, UDC, UDN, UDL, USL	ULMBT		32.41	32.41				15.66			
SUB-LOOPS															
Sub-Loop Distribution															
	Sub-Loop - Per Cross Box Location - CLEC Feeder Facility Set-Up	I		UEANL	USBSA		244.42					15.66			
	Sub-Loop - Per Cross Box Location - Per 25 Pair Panel Set-Up	I		UEANL	USBSB		22.64					15.66			
	Sub-Loop - Per Building Equipment Room - CLEC Feeder Facility Set-Up	I		UEANL	USBSC		177.45					15.66			
	Sub-Loop - Per Building Equipment Room - Per 25 Pair Panel Set-Up	I		UEANL	USBSD		55.15					15.66			
	Sub-Loop Distribution Per 2-Wire Analog Voice Grade Loop - Zone 1		1	UEANL	USBN2	11.21	65.80	30.96	45.25	6.70		15.66			
	Sub-Loop Distribution Per 2-Wire Analog Voice Grade Loop - Zone 2		2	UEANL	USBN2	11.94	65.80	30.96	45.25	6.70		15.66			
	Sub-Loop Distribution Per 2-Wire Analog Voice Grade Loop - Zone 3		3	UEANL	USBN2	16.86	65.80	30.96	45.25	6.70		15.66			
	Order Coordination for Unbundled Sub-Loops, per sub-loop pair			UEANL	USBMC		8.15	8.15							
	Sub-Loop Distribution Per 4-Wire Analog Voice Grade Loop - Zone 1		1	UEANL	USBN4	8.46	79.03	44.19	49.71	9.07		15.66			
	Sub-Loop Distribution Per 4-Wire Analog Voice Grade Loop - Zone 2		2	UEANL	USBN4	16.67	79.03	44.19	49.71	9.07		15.66			

UNBUNDLED NETWORK ELEMENTS - Alabama										Attachment: 2		Exhibit: C			
CATEGORY	RATE ELEMENTS	Interim	Zone	BCS	USOC	RATES(\$)	Svc Order Submitted Elec per LSR	Svc Order Submitted Manually per LSR	Incremental Charge - Manual Svc Order vs. Electronic-1st	Incremental Charge - Manual Svc Order vs. Electronic-Add'l	Incremental Charge - Manual Svc Order vs. Electronic-Disc 1st	Incremental Charge - Manual Svc Order vs. Electronic-Disc Add'l			
													Rec	Nonrecurring	
										SOMEc	SOMAN	SOMAN	SOMAN	SOMAN	SOMAN
	Sub-Loop Distribution Per 4-Wire Analog Voice Grade Loop - Zone 3		3	UEANL	USBN4	32.57		79.03	44.19	49.71	9.07		15.66		
	Order Coordination for Unbundled Sub-Loops, per sub-loop pair			UEANL	USBMC			8.15	8.15						
	Sub-Loop 2-Wire Intrabuilding Network Cable (INC)	I		UEANL	USBR2	2.27		53.01	18.17	45.25	6.70		15.66		
	Order Coordination for Unbundled Sub-Loops, per sub-loop pair			UEANL	USBMC			8.15	8.15						
	Sub-Loop 4-Wire Intrabuilding Network Cable (INC)	I		UEANL	USBR4	5.16		59.25	24.41	49.71	9.07		15.66		
	Order Coordination for Unbundled Sub-Loops, per sub-loop pair			UEANL	USBMC			8.15	8.15						
	2 Wire Copper Unbundled Sub-Loop Distribution - Zone 1		1	UEF	UCS2X	6.22		65.80	30.96	45.25	6.70		15.66		
	2 Wire Copper Unbundled Sub-Loop Distribution - Zone 2		2	UEF	UCS2X	8.76		65.80	30.96	45.25	6.70		15.66		
	2 Wire Copper Unbundled Sub-Loop Distribution - Zone 3		3	UEF	UCS2X	11.27		65.80	30.96	45.25	6.70		15.66		
	Order Coordination for Unbundled Sub-Loops, per sub-loop pair			UEF	USBMC			8.15	8.15						
	4 Wire Copper Unbundled Sub-Loop Distribution - Zone 1		1	UEF	UCS4X	6.11		79.03	44.19	49.71	9.07		15.66		
	4 Wire Copper Unbundled Sub-Loop Distribution - Zone 2		2	UEF	UCS4X	12.61		79.03	44.19	49.71	9.07		15.66		
	4 Wire Copper Unbundled Sub-Loop Distribution - Zone 3		3	UEF	UCS4X	15.36		79.03	44.19	49.71	9.07		15.66		
	Order Coordination for Unbundled Sub-Loops, per sub-loop pair			UEF	USBMC			8.15	8.15						
	Unbundled Sub-Loop Modification														
	Unbundled Sub-Loop Modification - 2-W Copper Dist Load Coil/Equip Removal per 2-W PR			UEF	ULM2X			175.78	5.10				15.66		
	Unbundled Sub-loop Modification - 4-W Copper Dist Load Coil/Equip Removal per 4-W PR			UEF	ULM4X			175.78	5.10				15.66		
	Unbundled Sub-loop Modification - 2-w/4-w Copper Dist Bridged Tap Removal, per PR unloaded			UEF	ULM4T			278.20	6.11				15.66		
	Unbundled Network Terminating Wire (UNTW)														
	Unbundled Network Terminating Wire (UNTW) per Pair			UENTW	UENPP	0.40		30.01					15.66		
	Network Interface Device (NID)														
	Network Interface Device (NID) - 1-2 lines			UENTW	UND12			43.23	28.38				15.66		
	Network Interface Device (NID) - 1-6 lines			UENTW	UND16			63.97	49.11				15.66		
	Network Interface Device Cross Connect - 2 W			UENTW	UNDC2			5.87	5.87				15.66		
	Network Interface Device Cross Connect - 4W			UENTW	UNDC4			5.87	5.87				15.66		
	SUB-LOOPS														
	Sub-Loop Feeder														
	USL-Feeder, DS0 Set-up per Cross Box location - CLEC Distribution Facility set-up			UEA, UDN,UCL,UDL,UDC	USBFW			244.42					15.66		
	USL Feeder - DS0 Set-up per Cross Box location - per 25 pair set-up			UEA, UDN,UCL,UDL,UDC	USBFX			22.64	22.64				15.66		
	USL Feeder DS1 Set-up at DSX location, per DS1 termination			USL	USBFZ			519.95	11.32				15.66		
	Unbundled Sub-Loop Feeder Loop, 2 Wire Ground Start, Voice Grade - Zone 1		1	UEA	USBFA	8.03		93.00	56.48	54.51	13.67		15.66		
	Unbundled Sub-Loop Feeder Loop, 2 Wire Ground-Start, Voice Grade - Zone 2		2	UEA	USBFA	12.00		93.00	56.48	54.51	13.67		15.66		
	Unbundled Sub-Loop Feeder Loop, Per 2 Wire Ground-Start, Voice Grade - Zone 3		3	UEA	USBFA	20.39		93.00	56.48	54.51	13.67		15.66		
	Order Coordination for Specified Conversion Time, per LSR			UEA	OCOSL			18.09							
	Unbundled Sub-Loop Feeder Loop, 2 Wire Loop-Start, Voice Grade - Zone 1		1	UEA	USBFB	8.03		93.00	56.48	54.51	13.67		15.66		
	Unbundled Sub-Loop Feeder Loop, 2 Wire Loop-Start, Voice Grade - Zone 2		2	UEA	USBFB	12.00		93.00	56.48	54.51	13.67		15.66		
	Unbundled Sub-Loop Feeder Loop, 2 Wire Start Loop, Voice Grade - Zone 3		3	UEA	USBFB	20.39		93.00	56.48	54.51	13.67		15.66		
	Order Coordination for Specified Time Conversion, per LSR			UEA	OCOSL			18.09							
	Unbundled Sub-Loop Feeder Loop, 2 Wire Reverse Battery, Voice Grade - Zone 1		1	UEA	USBFC	8.03		93.00	56.48	54.51	13.67		15.66		
	Unbundled Sub-Loop Feeder Loop, 2 Wire Reverse Battery, Voice Grade - Zone 2		2	UEA	USBFC	12.00		93.00	56.48	54.51	13.67		15.66		

UNBUNDLED NETWORK ELEMENTS - Alabama										Attachment: 2		Exhibit: C												
CATEGORY	RATE ELEMENTS	Interim	Zone	BCS	USOC	RATES(\$)	Svc Order Submitted Elec per LSR	Svc Order Submitted Manually per LSR	Incremental Charge - Manual Svc Order vs. Electronic-1st	Incremental Charge - Manual Svc Order vs. Electronic-Add'l	Incremental Charge - Manual Svc Order vs. Electronic-Disc 1st	Incremental Charge - Manual Svc Order vs. Electronic-Disc Add'l	OSS Rates(\$)											
													Rec	Nonrecurring		Nonrecurring Disconnect		SOMEc	SOMAN	SOMAN	SOMAN	SOMAN	SOMAN	
													First	Add'l	First	Add'l								
	Unbundled Sub-Loop Feeder Loop, 2 Wire Analog Reverse Battery, Voice Grade - Zone 3		3	UEA	USBFC	20.39																		
	Order Coordination For Specified Conversion Time, per LSR			UEA	OCOSL																			
	Unbundled Sub-Loop Feeder Loop, 4 Wire Ground-Start, Voice Grade - Zone 1		1	UEA	USBFD	19.21																		
	Unbundled Sub-Loop Feeder Loop, 4 Wire Ground-Start, Voice Grade - Zone 2		2	UEA	USBFD	23.47																		
	Unbundled Sub-Loop Feeder Loop, 4 Wire Ground Start, Voice Grade - Zone 3		3	UEA	USBFD	39.63																		
	Order Coordination For Specified Conversion Time, Per LSR			UEA	OCOSL																			
	Unbundled Sub-Loop Feeder Loop, 4 Wire Loop-Start, Voice Grade - Zone 1		1	UEA	USBFE	19.21																		
	Unbundled Sub-Loop Feeder Loop, 4 Wire Loop-Start, Voice Grade - Zone 2		2	UEA	USBFE	23.47																		
	Unbundled Sub-Loop Feeder Loop, 4 Wire Loop-Start, Voice Grade - Zone 3		3	UEA	USBFE	39.63																		
	Order Coordination For Specified Conversion Time, Per LSR			UEA	OCOSL																			
	Unbundled Sub-Loop Feeder Loop, 2 Wire ISDN BRI - Zone 1		1	UDN	USBFF	14.87																		
	Unbundled Sub-Loop Feeder Loop, 2-Wire ISDN BRI - Zone 2		2	UDN	USBFF	21.69																		
	Unbundled Sub-Loop Feeder Loop, 2-Wire ISDN BRI - Zone 3		3	UDN	USBFF	32.51																		
	Order Coordination For Specified Conversion Time, Per LSR			UDN	OCOSL																			
	Unbundled Sub-Loop Feeder, 2 Wire UDC (IDSL compatible)		1	UDC	USBFS	14.87																		
	Unbundled Sub-Loop Feeder, 2 Wire UDC (IDSL compatible)		2	UDC	USBFS	21.69																		
	Unbundled Sub-Loop Feeder, 2 Wire UDC (IDSL compatible)		3	UDC	USBFS	32.51																		
	Unbundled Sub-Loop Feeder Loop, 4-Wire DS1 - Zone 1		1	USL	USBFG	55.09																		
	Unbundled Sub-Loop Feeder Loop, 4-Wire DS1 - Zone 2		2	USL	USBFG	124.69																		
	Unbundled Sub-Loop Feeder Loop, 4-Wire DS1 - Zone 3		3	USL	USBFG	294.62																		
	Order Coordination For Specified Conversion Time, Per LSR			USL	OCOSL																			
	Unbundled Sub-Loop Feeder, 2-Wire Copper Loop - Zone 1		1	UCL	USBFH	5.75																		
	Unbundled Sub-Loop Feeder Loop, 2-Wire Copper Loop - Zone 2		2	UCL	USBFH	4.93																		
	Unbundled Sub-Loop Feeder Loop, 2-Wire Copper Loop - Zone 3		3	UCL	USBFH	3.96																		
	Order Coordination For Specified Conversion Time, per LSR			UCL	OCOSL																			
	Sub-Loop Feeder - Per 4-Wire Copper Loop - Zone 1		1	UCL	USBFJ	12.71																		
	Sub-Loop Feeder - Per 4-Wire Copper Loop - Zone 2		2	UCL	USBFJ	9.69																		
	Sub-Loop Feeder - Per 4-Wire Copper Loop - Zone 3		3	UCL	USBFJ	14.37																		
	Order Coordination For Specified Conversion Time, per LSR			UCL	OCOSL																			
	Sub-Loop Feeder - Per 4-Wire 19.2 Kbps Digital Grade Loop		1	UDL	USBFN	19.20																		
	Sub-Loop Feeder - Per 4-Wire 19.2 Kbps Digital Grade Loop		2	UDL	USBFN	21.64																		
	Sub-Loop Feeder - Per 4-Wire 19.2 Kbps Digital Grade Loop		3	UDL	USBFN	23.75																		
	Sub-Loop Feeder - Per 4-Wire 56 Kbps Digital Grade Loop - Zone 1		1	UDL	USBFO	19.20																		
	Sub-Loop Feeder - Per 4-Wire 56 Kbps Digital Grade Loop - Zone 2		2	UDL	USBFO	21.64																		
	Sub-Loop Feeder - Per 4-Wire 56 Kbps Digital Grade Loop - Zone 3		3	UDL	USBFO	23.75																		
	Order Coordination For Specified Time Conversion, per LSR			UDL	OCOSL																			
	Sub-Loop Feeder - Per 4-Wire 64 Kbps Digital Grade Loop - Zone 1		1	UDL	USBFP	19.20																		
	Sub-Loop Feeder - Per 4-Wire 64 Kbps Digital Grade Loop - Zone 2		2	UDL	USBFP	21.64																		
	Sub-Loop Feeder - Per 4-Wire 64 Kbps Digital Grade Loop - Zone 3		3	UDL	USBFP	23.75																		
	Order Coordination For Specified Conversion Time, per LSR			UDL	OCOSL																			
SUB-LOOPS																								
	Sub Loop Feeder																							
	Sub Loop Feeder - DS3 - Per Mile Per Month		I	UE3	1L5SL	13.55																		
	Sub Loop Feeder - DS3 - Facility Termination Per Month		I	UE3	USBF1	332.40																		

UNBUNDLED NETWORK ELEMENTS - Alabama											Attachment: 2		Exhibit: C							
CATEGORY	RATE ELEMENTS	Interim	Zone	BCS	USOC	RATES(\$)	Svc Order Submitted Elec per LSR	Svc Order Submitted Manually per LSR	Incremental Charge - Manual Svc Order vs. Electronic-1st	Incremental Charge - Manual Svc Order vs. Electronic-Add'l	Incremental Charge - Manual Svc Order vs. Electronic-Disc 1st	Incremental Charge - Manual Svc Order vs. Electronic-Disc Add'l	OSS Rates(\$)							
													Rec	Nonrecurring		Nonrecurring Disconnect		SOMEc	SOMAN	SOMAN
													First	Add'l	First	Add'l				
	Sub Loop Feeder - STS-1 - Per Mile Per Month	I		UDLSX	1L5SL	13.55														
	Sub Loop Feeder - STS-1 - Facility Termination Per Month	I		UDLSX	USBF7	357.36		3,400.58	407.00	160.47	90.97									
	Sub Loop Feeder - OC-3 - Per Mile Per Month	I		UDLO3	1L5SL	10.28														
	Sub Loop Feeder - OC-3 - Facility Termination Protection Per Month	I		UDLO3	USBF5	54.89														
	Sub Loop Feeder - OC-3 - Facility Termination Per Month	I		UDLO3	USBF2	538.69		3,400.58	407.00	160.47	90.97									
	Sub Loop Feeder - OC-12 - Per Mile Per Month	I		UDL12	1L5SL	12.66														
	Sub Loop Feeder - OC-12 - Facility Termination Protection Per Month	I		UDL12	USBF6	620.18														
	Sub Loop Feeder - OC-12 - Facility Termination Per Month	I		UDL12	USBF3	1,729.00		3,400.58	407.00	160.47	90.97									
	Sub Loop Feeder - OC-48 - Per Mile Per Month	I		UDL48	1L5SL	41.51														
	Sub Loop Feeder - OC-48 - Facility Termination Protection Per Month	I		UDL48	USBF9	310.30														
	Sub Loop Feeder - OC-48 - Facility Termination Per Month	I		UDL48	USBF4	1,495.00		3,586.58	407.00	160.47	90.97									
	Sub Loop Feeder - OC-12 Interface On OC-48	I		UDL48	USBF8	350.09		804.67	407.00	160.47	90.97									
UNBUNDLED LOOP CONCENTRATION																				
	Unbundled Loop Concentration - System A (TR008)			ULC	UCT8A	364.17		325.41	325.41											
	Unbundled Loop Concentration - System B (TR008)			ULC	UCT8B	43.70		135.59	135.59											
	Unbundled Loop Concentration - System A (TR303)			ULC	UCT3A	395.12		325.41	325.41											
	Unbundled Loop Concentration - System B (TR303)			ULC	UCT3B	73.64		135.59	135.59											
	Unbundled Loop Concentration - DS1 Loop Interface Card			ULC	UCTCO	4.16		63.29	46.07	16.79	4.70									
	Unbundled Loop Concentration - ISDN Loop Interface (Brite Card)			UDN	ULCC1	6.60		10.54	10.48	5.39	5.36									
	Unbundled Loop Concentration - UDC Loop Interface (Brite Card)			UDC	ULCCU	6.60		10.54	10.48	5.39	5.36									
	Unbundled Loop Concentration - 2 Wire Voice-Loop Start or Ground Start Loop Interface (POTS Card)			UEA	ULCC2	1.65		10.54	10.48	5.39	5.36									
	Unbundled Loop Concentration - 2 Wire Voice - Reverse Battery Loop Interface (SPOTS Card)			UEA	ULCCR	9.81		10.54	10.48	5.39	5.36									
	Unbundled Loop Concentration - 4 Wire Voice Loop Interface (Specials Card)			UEA	ULCC4	5.85		10.54	10.48	5.39	5.36									
	Unbundled Loop Concentration - TEST CIRCUIT Card			ULC	UCTTC	28.60		10.54	10.48	5.39	5.36									
	Unbundled Loop Concentration - Digital 19.2 Kbps Data Loop Interface			UDL	ULCC7	8.67		10.54	10.48	5.39	5.36									
	Unbundled Loop Concentration - Digital 56 Kbps Data Loop Interface			UDL	ULCC5	8.67		10.54	10.48	5.39	5.36									
	Unbundled Loop Concentration - Digital 64 Kbps Data Loop Interface			UDL	ULCC6	8.67		10.54	10.48	5.39	5.36									
UNE OTHER, PROVISIONING ONLY - NO RATE																				
	NID - Dispatch and Service Order for NID installation			UENTW	UNDBX	0.00		0.00												
	UNTW Circuit Id Establishment, Provisioning Only - No Rate			UENTW	UENCE	0.00		0.00												
	Unbundled Contract Name, Provisioning Only - No Rate			UEANL,UEF,UEQ,UENTW	UNECN	0.00		0.00												
UNE OTHER, PROVISIONING ONLY - NO RATE																				
	Unbundled Contact Name, Provisioning Only - no rate			UAL,UCL,UDC,UDL,UDN,UEA,UHL,ULC	UNECN	0.00		0.00												
	Unbundled Sub-Loop Feeder-2 Wire Cross Box Jumper - no rate			UEA,UDN,UCL,UDC	USBFQ	0.00		0.00												
	Unbundled Sub-Loop Feeder-4 Wire Cross Box Jumper - no rate			UEA,USL,UCL,UDL	USBFR	0.00		0.00												
	Unbundled DS1 Loop - Superframe Format Option - no rate			USL	CCOSF	0.00		0.00												
	Unbundled DS1 Loop - Expanded Superframe Format option - no rate			USL	CCOEF	0.00		0.00												
HIGH CAPACITY UNBUNDLED LOCAL LOOP																				
	High Capacity Unbundled Local Loop - DS3 - Per Mile per month			UE3	1L5ND	8.38														
	High Capacity Unbundled Local Loop - DS3 - Facility Termination per month			UE3	UE3PX	308.98		451.52	263.94	119.49	83.58									

UNBUNDLED NETWORK ELEMENTS - Alabama										Attachment: 2		Exhibit: C			
CATEGORY	RATE ELEMENTS	Interim	Zone	BCS	USOC	RATES(\$)	Svc Order Submitted Elec per LSR	Svc Order Submitted Manually per LSR	Incremental Charge - Manual Svc Order vs. Electronic-1st	Incremental Charge - Manual Svc Order vs. Electronic-Add'l	Incremental Charge - Manual Svc Order vs. Electronic-Disc 1st	Incremental Charge - Manual Svc Order vs. Electronic-Disc Add'l			
													Rec	Nonrecurring	
										SOMEc	SOMAN	SOMAN	SOMAN	SOMAN	SOMAN
	High Capacity Unbundled Local Loop - STS-1 - Per Mile per month			UDLSX	1L5ND	8.38									
	High Capacity Unbundled Local Loop - STS-1 - Facility Termination per month			UDLSX	UDLS1	319.83	451.52	263.94	119.49	83.58		15.66			
LOOP MAKE-UP															
	Loop Makeup - Preordering Without Reservation, per working or spare facility queried (Manual).			UMK	UMKLN		20.00	20.00							
	Loop Makeup - Preordering With Reservation, per spare facility queried (Manual).			UMK	UMKLP		21.00	21.00							
	Loop Makeup--With or Without Reservation, per working or spare facility queried (Mechanized)			UMK	PSUMK		0.59	0.59							
UNBUNDLED DEDICATED TRANSPORT															
NOTE: INTEROFFICE CHANNEL DEDICATED TRANSPORT - minimum billing period - below DS3=one month, DS3/STS-1=four months															
INTEROFFICE CHANNEL - DEDICATED TRANSPORT															
	Interoffice Channel - Dedicated Transport - 2-Wire Voice Grade - Per Mile per month			U1TVX	1L5XX	0.008838									
	Interoffice Channel - Dedicated Transport- 2- Wire Voice Grade - Facility Termination			U1TVX	U1TV2	21.13	40.54	27.41	16.74	6.90		15.66			
	Interoffice Channel - Dedicated Transport- 2- Wire Voice Grade Rev Bat. - Per Mile per month			U1TVX	1L5XX	0.008838									
	Interoffice Channel - Dedicated Transport- 2- Wire VG Rev Bat. Facility Termination			U1TVX	U1TR2	21.13	40.54	27.41	16.74	6.90		15.66			
	Interoffice Channel - Dedicated Transport - 4-Wire Voice Grade - Per Mile per month			U1TVX	1L5XX	0.008838									
	Interoffice Channel - Dedicated Transport - 4- Wire Voice Grade - Facility Termination			U1TVX	U1TV4	18.73	40.54	27.41	16.74	6.90		15.66			
	Interoffice Channel - Dedicated Transport - 56 kbps - per mile per month			U1TDX	1L5XX	0.008838									
	Interoffice Channel - Dedicated Transport - 56 kbps - Facility Termination			U1TDX	U1TD5	15.12	40.54	27.41	16.74	6.90		15.66			
	Interoffice Channel - Dedicated Transport - 64 kbps - per mile per month			U1TDX	1L5XX	0.008838									
	Interoffice Channel - Dedicated Transport - 64 kbps - Facility Termination			U1TDX	U1TD6	15.12	40.54	27.41	16.74	6.90		15.66			
	Interoffice Channel - Dedicated Channel - DS1 - Per Mile per month			U1TD1	1L5XX	0.18									
	Interoffice Channel - Dedicated Transport - DS1 - Facility Termination			U1TD1	U1TF1	60.16	89.27	81.81	16.35	14.44		15.66			
	Interoffice Channel - Dedicated Transport - DS3 - Per Mile per month			U1TD3	1L5XX	4.09									
	Interoffice Channel - Dedicated Transport - DS3 - Facility Termination per month			U1TD3	U1TF3	703.52	278.75	162.76	60.20	58.46		15.66			
	Interoffice Channel - Dedicated Transport - STS-1 - Per Mile per month			U1TS1	1L5XX	4.09									
	Interoffice Channel - Dedicated Transport - STS-1 - Facility Termination			U1TS1	U1TFS	701.37	278.75	162.76	60.20	58.46		15.66			
LOCAL CHANNEL - DEDICATED TRANSPORT															
NOTE: LOCAL CHANNEL DEDICATED TRANSPORT - minimum billing period - below DS3=one month, DS3/STS-1=four months															
	Local Channel - Dedicated - 2-Wire Voice Grade			ULDVX	ULDV2	13.97	193.10	33.17	36.64	3.20		15.66			
	Local Channel - Dedicated - 2-Wire Voice Grade Rev Bat			ULDVX	ULDR2	13.97	193.10	33.17	36.64	3.20		15.66			
	Local Channel - Dedicated - 4-Wire Voice Grade			UNDVX	ULDV4	14.93	193.53	33.60	27.11	3.67		15.66			
	Local Channel - Dedicated - DS1 - Zone 1	1		ULDD1	ULDF1	35.76	177.47	153.72	22.19	15.26		15.66			
	Local Channel - Dedicated - DS1 - Zone 2	2		ULDD1	ULDF1	49.98	177.47	153.72	22.19	15.26		15.66			
	Local Channel - Dedicated - DS1 - Zone 3	3		ULDD1	ULDF1	107.63	177.47	153.72	22.19	15.26		15.66			
	Local Channel - Dedicated - DS3 - Per Mile per month			ULDD3	1L5NC	6.92									
	Local Channel - Dedicated - DS3 - Facility Termination			ULDD3	ULDF3	416.54	451.52	463.94	119.49	83.58		15.66			
	Local Channel - Dedicated - STS-1- Per Mile per month			ULDS1	1L5NC	6.92									
	Local Channel - Dedicated - STS-1 - Facility Termination			ULDS1	ULDFS	408.49	451.52	463.94	119.49	83.58		15.66			
DARK FIBER															

UNBUNDLED NETWORK ELEMENTS - Alabama							Attachment: 2		Exhibit: C						
CATEGORY	RATE ELEMENTS	Interim	Zone	BCS	USOC	RATES(\$)	Svc Order Submitted Elec per LSR	Svc Order Submitted Manually per LSR	Incremental Charge - Manual Svc Order vs. Electronic-1st	Incremental Charge - Manual Svc Order vs. Electronic-Add'l	Incremental Charge - Manual Svc Order vs. Electronic-Disc 1st	Incremental Charge - Manual Svc Order vs. Electronic-Disc Add'l			
													Rec	Nonrecurring	
										SOMEc	SOMAN	SOMAN	SOMAN	SOMAN	SOMAN
	Dark Fiber, Four Fiber Strands, Per Route Mile or Fraction Thereof per month - Local Channel			UDF	1L5DC	60.32									
	NRC Dark Fiber - Local Channel			UDF	UDFC4		639.09	137.87	317.06	197.66		15.66			
	Dark Fiber, Four Fiber Strands, Per Route Mile or Fraction Thereof per month - Interoffice Channel			UDF	1L5DF	22.34									
	NRC Dark Fiber - Interoffice Channel			UDF	UDF14		639.09	137.87	317.06	197.66		15.66			
	Dark Fiber, Four Fiber Strands, Per Route Mile or Fraction Thereof per month - Local Loop			UDF	1L5DL	60.32									
	NRC Dark Fiber - Local Loop			UDF	UDFL4		639.09	137.87	317.06	197.66		15.66			
8XX ACCESS TEN DIGIT SCREENING															
	8XX Access Ten Digit Screening, Per Call			OHD		0.00056									
	8XX Access Ten Digit Screening, Reservation Charge Per 8XX Number Reserved			OHD	N8R1X		2.58	0.44				15.66			
	8XX Access Ten Digit Screening, Per 8XX No. Established W/O POTS Translations			OHD			5.94	0.81	4.57	0.54		15.66			
	8XX Access Ten Digit Screening, Per 8XX No. Established With POTS Translations			OHD	N8FTX		5.94	0.81	4.57	0.54		15.66			
	8XX Access Ten Digit Screening, Customized Area of Service Per 8XX Number			OHD	N8FCX		2.58	1.29				15.66			
	8XX Access Ten Digit Screening, Multiple InterLATA CXR Routing Per CXR Requested Per 8XX No.			OHD	N8FMX		3.02	1.73				15.66			
	8XX Access Ten Digit Screening, Change Charge Per Request			OHD	N8FAX		3.02	0.44				15.66			
	8XX Access Ten Digit Screening, Call Handling and Destination Features			OHD	N8FDX		2.58					15.66			
	8XX Access Ten Digit Screening, w/ 8FL No. Delivery			OHD		0.000565									
	8XX Access Ten Digit Screening, w/ POTS No. Delivery			OHD		0.000565									
LINE INFORMATION DATA BASE ACCESS (LIDB)															
	LIDB Common Transport Per Query			OQT		0.00002									
	LIDB Validation Per Query			OQU		0.012002									
	LIDB Originating Point Code Establishment or Change			OQT, OQU	NRPBX		34.32	42.08				15.66			
SIGNALING (CCS7)															
	CCS7 Signaling Connection, Per 56Kbps Facility					15.46									
	CCS7 Signaling Termination, Per STP Port			UDB	PT8SX	130.83									
	CCS7 Signaling Usage, Per Call Setup Message					0.0000142									
	CCS7 Signaling Usage, Per TCAP Message			UDB		0.0000569									
	CCS7 Signaling Connection, Per link (A link)			UDB	TPP++	15.46	35.53	35.53	16.44	16.44		15.66			
	CCS7 Signaling Connection, Per link (B link) (also known as D link)			UDB	TPP++	15.46	35.53	35.53	16.44	16.44		15.66			
	CCS7 Signaling Usage, Per ISUP Message			UDB		0.0000142									
	CCS7 Signaling Usage Surrogate, per link per LATA			UDB	STU56	650.33									
	CCS7 Signaling Point Code, per Originating Point Code Establishment or Change, per STP affected			UDB	CCAPO		29.01	29.01	35.57	35.57		15.66			
E911 SERVICE															
	Local Channel - Dedicated - 2-wr Voice Grade					13.97	193.10	33.17	36.64	3.20		15.66			
	Interoffice Transport - Dedicated - 2-wr Voice Grade Per Mile					0.008838									
	Interoffice Transport - Dedicated - 2-wr Voice Grade Per Facility Termination					21.13	40.54	27.41	16.74	6.90		15.66			
	Local Channel - Dedicated - DS1 - Zone 1					35.76	177.47	153.72	22.19	15.26		15.66			
	Local Channel - Dedicated - DS1 - Zone 2					49.98	177.47	153.72	22.19	15.26		15.66			
	Local Channel - Dedicated - DS1 - Zone 3					107.63	177.47	153.72	22.19	15.26		15.66			
	Interoffice Transport - Dedicated - DS1 Per Mile					0.18									
	Interoffice Transport - Dedicated - DS1 Per Facility Termination					60.16	89.27	81.81	16.35	14.44		15.66			
CALLING NAME (CNAM) SERVICE															
	CNAM For DB Owners - Service Establishment			OQV			22.95					21.11			
	CNAM For Non DB Owners - Service Establishment			OQV			22.95					21.11			
	CNAM For DB Owners - Service Provisioning With Point Code Establishment			OQV			990.88	732.84	268.93	197.74					

UNBUNDLED NETWORK ELEMENTS - Alabama										Attachment: 2		Exhibit: C			
CATEGORY	RATE ELEMENTS	Interim	Zone	BCS	USOC	RATES(\$)	Svc Order Submitted Elec per LSR	Svc Order Submitted Manually per LSR	Incremental Charge - Manual Svc Order vs. Electronic-1st	Incremental Charge - Manual Svc Order vs. Electronic-Add'l	Incremental Charge - Manual Svc Order vs. Electronic-Disc 1st	Incremental Charge - Manual Svc Order vs. Electronic-Disc Add'l			
													Rec	Nonrecurring	
										SOMEc	SOMAN	SOMAN	SOMAN	SOMAN	SOMAN
	Virtual Collocation - Cable Support Structure, per entrance cable			AMTFS	ESPSX	14.97									
	Virtual Collocation - 2-wire Cross Connects (loop)			UEANL,UEA,UDN,U DC,UAL,UHL,UCL,U EQ, AMTFS, UDL, UNCVX, UNCDX, UNCNX	UEAC2	0.03	12.30	11.80	6.03	5.44	15.66				
	Virtual Collocation - 4-wire Cross Connects (loop)			UEA,UHL,UCL,UDL, AMTFS, UAL, UDN, UNCVX, UNCDX	UEAC4	0.05	12.39	11.87	6.39	5.73	15.66				
	Virtual Collocation - 2-Fiber Cross Connects			AMTFS,UDL12, UDLO3, U1T48, U1T12, U1T03, ULDO3, ULD12, ULD48, UDF	CNC2F	2.84	20.89	15.20	7.38	5.92	15.66				
	Virtual Collocation - 4-Fiber Cross Connects			AMTFS,UDL12, UDLO3, U1T48, U1T12, U1T03, ULDO3, ULD12, ULD48, UDF	CNC4F	5.69	25.55	19.86	9.71	8.25	15.66				
	Virtual collocation - Special Access & UNE, cross-connect per DS1			USL,UCL,AMTFS, ULR, UXTD1, UNC1X, ULDD1, U1TD1, USLEL, UNLD1	CNC1X	1.11	22.03	15.93	6.40	5.79	15.66				
	Virtual collocation - Special Access & UNE, cross-connect per DS3			USL,UCL,AMTFS,U E3, U1TD3, UXTS1, UXTD3, UNC3X, UNCSX, ULDD3, U1TS1, ULDS1, UDLSX, UNLD3	CND3X	14.16	20.89	15.20	7.38	5.92	15.66				
	Virtual Collocation - Co-Carrier Cross Connects - Fiber Cable Support Structure, per linear foot			AMTFS	VE1CB	0.0026									
	Virtual Collocation - Co-Carrier Cross Connects - Copper/Coax Cable Support Structure, per linear ft			AMTFS	VE1CD	0.0038									
	Virtual Collocation - Co-Carrier Cross Connects - Fiber Cable Support Structure,per cable			AMTFS	VE1CC		535.37				15.66				
	Virtual Collocation - Co-Carrier Cross Connects - Copper/Coax Cable Support Structure, per cable			AMTFS	VE1CE		535.37				15.66				
	Virtual Collocation Cable Records - per request			AMTFS	VE1BA		1,518.57	1,518.57	265.99	265.99	15.66				
	Virtual Collocation Cable Records - VG/DS0 Cable, per cable record			AMTFS	VE1BB		653.83	653.83	378.24	378.24	15.66				
	Virtual Collocation Cable Records - VG/DS0 Cable, per each 100 pair			AMTFS	VE1BC		9.62	9.62	11.79	11.79	15.66				
	Virtual Collocation Cable Records - DS1, per T1TIE			AMTFS	VE1BD		4.50	4.50	5.52	5.52	15.66				
	Virtual Collocation Cable Records - DS3, per T3TIE			AMTFS	VE1BE		15.75	15.75	19.32	19.32	15.66				
	Virtual Collocation Cable Records - Fiber Cable, per 99 fiber records			AMTFS	VE1BF		168.97	168.97	154.25	154.25	15.66				
	Virtual collocation - Security Escort - Basic, per half hour			AMTFS	SPTBX		16.93	10.73			15.66				
	Virtual collocation - Security Escort - Overtime, per half hour			AMTFS	SPTOX		22.05	13.86			15.66				
	Virtual collocation - Security Escort - Premium, per half hour			AMTFS	SPTPX		27.17	16.98			15.66				
	Virtual collocation - Maintenance in CO - Basic, per half hour			AMTFS	CTRLX		27.93	10.73			15.66				
	Virtual collocation - Maintenance in CO - Overtime, per half hour			AMTFS	SPTOM		36.47	13.86			15.66				
	Virtual collocation - Maintenance in CO - Premium per half hour			AMTFS	SPTPM		45.02	16.98			15.66				
VIRTUAL COLLOCATION															

UNBUNDLED NETWORK ELEMENTS - Alabama										Attachment: 2		Exhibit: C			
CATEGORY	RATE ELEMENTS	Interim	Zone	BCS	USOC	RATES(\$)	Svc Order Submitted Elec per LSR	Svc Order Submitted Manually per LSR	Incremental Charge - Manual Svc Order vs. Electronic-1st	Incremental Charge - Manual Svc Order vs. Electronic-Add'l	Incremental Charge - Manual Svc Order vs. Electronic-Disc 1st	Incremental Charge - Manual Svc Order vs. Electronic-Disc Add'l			
													Rec	Nonrecurring	
										SOMEc	SOMAN	SOMAN	SOMAN	SOMAN	SOMAN
	Virtual Collocation - 2-wire Cross Connect, Exchange Port 2-Wire Analog - Res			UEPSR	VE1R2	0.03		12.30	11.80	6.03	5.44		15.66		
	Virtual Collocation 2-Wire Cross Connect, Exchange Port 2-Wire Line Side PBX Trunk - Bus			UEPSP	VE1R2	0.03		12.30	11.80	6.03	5.44		15.66		
	Virtual Collocation 2-Wire Cross Connect, Exchange Port 2-Wire Voice Grade PBX Trunk - Res			UEPSE	VE1R2	0.03		12.30	11.80	6.03	5.44		15.66		
	Virtual Collocation 2-Wire Cross Connect, Exchange Port 2-Wire Analog Bus			UEPSB	VE1R2	0.03		12.30	11.80	6.03	5.44		15.66		
	Virtual Collocation 2-Wire Cross Connect, Exchange Port 2-Wire ISDN			UEPSX	VE1R2	0.03		12.30	11.80	6.03	5.44		15.66		
	Virtual Collocation 2-Wire Cross Connect, Exchange Port 2-Wire ISDN			UEPTX	VE1R2	0.03		12.30	11.80	6.03	5.44		15.66		
	Virtual Collocation 4-Wire Cross Connect, Exchange Port 4-Wire ISDN DS1			UEPEX	VE1R4	0.05		12.39	11.87	6.39	5.44		15.66		
VIRTUAL COLLOCATION															
	Virtual Collocation-2 Wire Cross Connects (Loop) for Line Splitting			UEPSR, UEPSB	VE1LS	0.03		12.30	11.80	6.03	5.44		15.66		
PHYSICAL COLLOCATION															
	Physical Collocation-2 Wire Cross Connects (Loop) for Line Splitting			UEPSR, UEPSB	PE1LS	0.03		12.30	11.80	6.03	5.44		15.66		
AIN SELECTIVE CARRIER ROUTING															
	Regional Service Establishment			SRC	SRCEC			101,098.91		8,590.70			15.66		
	End Office Establishment			SRC	SRCEO			169.88	169.88	1.70	1.70		15.66		
	Query NRC, per query			SRC		0.002749									
AIN - BELLSOUTH AIN SMS ACCESS SERVICE															
	AIN SMS Access Service - Service Establishment, Per State, Initial Setup			A1N	CAMSE			39.44	39.44	40.69	40.69		15.66		
	AIN SMS Access Service - Port Connection - Dial/Shared Access			A1N	CAMDP			7.83	7.83	9.09	9.09		15.66		
	AIN SMS Access Service - Port Connection - ISDN Access			A1N	CAMP1P			7.83	7.83	9.09	9.09		15.66		
	AIN SMS Access Service - User Identification Codes - Per User ID Code			A1N	CAMAU			35.00	35.00	27.06	27.06		15.66		
	AIN SMS Access Service - Security Card, Per User ID Code, Initial or Replacement			A1N	CAMRC			41.88	41.88	11.71	11.71		15.66		
	AIN SMS Access Service - Storage, Per Unit (100 Kilobytes)					0.002188									
	AIN SMS Access Service - Session, Per Minute					0.59									
	AIN SMS Access Service - Company Performed Session, Per Minute					0.73									
AIN - BELLSOUTH AIN TOOLKIT SERVICE															
	AIN Toolkit Service - Service Establishment Charge, Per State, Initial Setup			CAM	BAPSC			39.44	39.44	40.69	40.69		15.66		
	AIN Toolkit Service - Training Session, Per Customer				BAPVX			4,202.17	4,202.17				15.66		
	AIN Toolkit Service - Trigger Access Charge, Per Trigger, Per DN, Term. Attempt				BAPTT			7.83	7.83	9.09	9.09		15.66		
	AIN Toolkit Service - Trigger Access Charge, Per Trigger, Per DN, Off-Hook Delay				BAPTD			7.83	7.83	9.09	9.09		15.66		
	AIN Toolkit Service - Trigger Access Charge, Per Trigger, Per DN, Off-Hook Immediate				BAPTM			7.83	7.83	9.09	9.09		15.66		
	AIN Toolkit Service - Trigger Access Charge, Per Trigger, Per DN, 10-Digit PDDP				BAPTO			34.47	34.47	14.36	14.36		15.66		
	AIN Toolkit Service - Trigger Access Charge, Per Trigger, Per DN, CDP				BAPTC			34.47	34.47	14.36	14.36		15.66		
	AIN Toolkit Service - Trigger Access Charge, Per Trigger, Per DN, Feature Code				BAPTF			34.47	34.47	14.36	14.36		15.66		
	AIN Toolkit Service - Query Charge, Per Query					0.05									
	AIN Toolkit Service - Type 1 Node Charge, Per AIN Toolkit Subscription, Per Node, Per Query					0.00582									
	AIN Toolkit Service - SCP Storage Charge, Per SMS Access Account, Per 100 Kilobytes					0.05									

UNBUNDLED NETWORK ELEMENTS - Alabama										Attachment: 2		Exhibit: C			
CATEGORY	RATE ELEMENTS	Interim	Zone	BCS	USOC	RATES(\$)	Svc Order Submitted Elec per LSR	Svc Order Submitted Manually per LSR	Incremental Charge - Manual Svc Order vs. Electronic-1st	Incremental Charge - Manual Svc Order vs. Electronic-Add'l	Incremental Charge - Manual Svc Order vs. Electronic-Disc 1st	Incremental Charge - Manual Svc Order vs. Electronic-Disc Add'l			
													Rec	Nonrecurring	
										SOMEc	SOMAN	SOMAN	SOMAN	SOMAN	SOMAN
	AIN Toolkit Service - Monthly report - Per AIN Toolkit Service Subscription			CAM	BAPMS	10.17	7.83	7.83	5.50	5.50		15.66			
	AIN Toolkit Service - Special Study - Per AIN Toolkit Service Subscription			CAM	BAPLS	2.87	8.66	8.66				15.66			
	AIN Toolkit Service - Call Event Report - Per AIN Toolkit Service Subscription			CAM	BAPDS	7.39	7.83	7.83	5.50	5.50		15.66			
	AIN Toolkit Service - Call Event Special Study - Per AIN Toolkit Service Subscription			CAM	BAPES	0.10	8.66	8.66				15.66			
ENHANCED EXTENDED LINK (EELs)															
NOTE: New Density Zone 1 EELs are available in the following MSAs: Orlando, FL; Miami, FL; Ft. Lauderdale, FL; Atlanta, Ga; New Orleans, LA,															
NOTE: Charlotte-Gastonia-Rockhill, NC; Greensboro-Winston Salem-High Point, NC; and Nashville, TN,															
NOTE: in all states, EEL network elements shown below also apply to currently combined facilities which are converted to UNE rates. A Switch As Is Charge applies to currently combined facilities converted to UNEs.(Non-recurring rates do not apply.)															
NOTE: in All States the EEL network elements apply to ordinarily combined network elements.(No Switch As Is Charge.) When ordering ordinarily combined network elements, Non-recurring rates do apply.															
2-WIRE VOICE GRADE EXTENDED LOOP WITH DEDICATED DS1 INTEROFFICE TRANSPORT (EEL)															
	First 2-Wire VG Loop(SL2) in a DS1 Interofficed Transport Combination - Zone 1		1	UNCVX	UEAL2	14.38	88.00	55.00	47.24	7.44		15.66			
	First 2-Wire VG Grade Loop(SL2) in a DS1 Interofficed Transport Combination - Zone 2		2	UNCVX	UEAL2	22.85	88.00	55.00	47.24	7.44		15.66			
	First 2-Wire VG Grade Loop(SL2) in a DS1 Interofficed Transport Combination - Zone 3		3	UNCVX	UEAL2	36.14	88.00	55.00	47.24	7.44		15.66			
	Interoffice Transport - Dedicated - DS1 combination - Per Mile per month			UNC1X	1L5XX	0.18									
	Interoffice Transport - Dedicated - DS1 combination - Facility Termination per month			UNC1X	U1TF1	60.16	89.27	81.81	16.35	14.44		15.66			
	DS1 Channelization System Per Month			UNC1X	MQ1	107.19	91.04	62.57	10.54	9.79		15.66			
	Voice Grade COCI - DS1 To Ds0 Interface - Per Month			UNCVX	1D1VG	0.56	6.58	4.72				15.66			
	Each Additional 2-Wire VG Loop(SL 2) in the same DS1 Interoffice Transport Combination - Zone 1		1	UNCVX	UEAL2	14.38	88.00	55.00	47.24	7.44		15.66			
	Each Additional 2-Wire VG Loop(SL2) in the same DS1 Interoffice Transport Combination - Zone 2		2	UNCVX	UEAL2	22.85	88.00	55.00	47.24	7.44		15.66			
	Each Additional 2-Wire VG Loop(SL2) in the same DS1 Interoffice Transport Combination - Zone 3		3	UNCVX	UEAL2	36.14	88.00	55.00	47.24	7.44		15.66			
	Voice Grade COCI - DS1 to DS0 Channel System combination - per month			UNCVX	1D1VG	0.56	6.58	4.72				15.66			
	Nonrecurring Currently Combined Network Elements Switch -As-Is Charge			UNC1X	UNCCC		5.59	5.59	6.98	6.98		15.66			
4-WIRE VOICE GRADE EXTENDED LOOP WITH DEDICATED DS1 INTEROFFICE TRANSPORT (EEL)															
	First 4-Wire Analog Voice Grade Loop in a DS1 Interoffice Transport Combination - Zone 1		1	UNCVX	UEAL4	25.34	131.97	94.51	59.14	14.50		15.66			
	First 4-Wire Analog Voice Grade Loop in a DS1 Interoffice Transport Combination - Zone 2		2	UNCVX	UEAL4	38.58	131.97	94.51	59.14	14.50		15.66			
	First 4-Wire Analog Voice Grade Loop in a DS1 Interoffice Transport Combination - Zone 3		3	UNCVX	UEAL4	60.02	131.97	94.51	59.14	14.50		15.66			
	Interoffice Transport - Dedicated - DS1 combination - Per Mile Per Month			UNC1X	1L5XX	0.18						15.66			
	Interoffice Transport - Dedicated - DS1 - Facility Termination Per Month			UNC1X	U1TF1	60.16	89.27	81.81	16.35	14.44		15.66			
	Channelization - Channel System DS1 to DS0 combination Per Month			UNC1X	MQ1	107.19	91.04	62.57	10.54	9.79		15.66			
	Voice Grade COCI - DS1 to DS0 Channel System combination - per month			UNCVX	1D1VG	0.56	6.58	4.72				15.66			
	Additional 4-Wire Analog Voice Grade Loop in same DS1 Interoffice Transport Combination - Zone 1		1	UNCVX	UEAL4	25.34	131.97	94.51	59.14	14.50		15.66			
	Additional 4-Wire Analog Voice Grade Loop in same DS1 Interoffice Transport Combination - Zone 2		2	UNCVX	UEAL4	38.58	131.97	94.51	59.14	14.50		15.66			
	Additional 4-Wire Analog Voice Grade Loop in same DS1 Interoffice Transport Combination - Zone 3		3	UNCVX	UEAL4	60.02	131.97	94.51	59.14	14.50		15.66			
	Voice Grade COCI - DS1 to DS0 Channel System combination - per month			UNCVX	1D1VG	0.56	6.58	4.72				15.66			

UNBUNDLED NETWORK ELEMENTS - Alabama										Attachment: 2		Exhibit: C											
CATEGORY	RATE ELEMENTS	Interim	Zone	BCS	USOC	RATES(\$)	Svc Order Submitted Elec per LSR	Svc Order Submitted Manually per LSR	Incremental Charge - Manual Svc Order vs. Electronic-1st	Incremental Charge - Manual Svc Order vs. Electronic-Add'l	Incremental Charge - Manual Svc Order vs. Electronic-Disc 1st	Incremental Charge - Manual Svc Order vs. Electronic-Disc Add'l	OSS Rates(\$)										
													Rec	Nonrecurring		Nonrecurring Disconnect		SOMEc	SOMAN	SOMAN	SOMAN	SOMAN	SOMAN
													First	Add'l	First	Add'l							
	Nonrecurring Currently Combined Network Elements Switch -As-Is Charge			UNC1X	UNCCC								5.59	5.59	6.98	6.98							15.66
	4-WIRE 56 KBPS EXTENDED DIGITAL LOOP WITH DEDICATED DS1 INTEROFFICE TRANSPORT (EEL)																						
	First 4-Wire 56Kbps Digital Grade Loop in a DS1 Interoffice Transport Combination - Zone 1		1	UNCDX	UDL56	26.09							126.27	88.80	59.14	14.50							15.66
	First 4-wire 56Kbps Digital Grade Loop in a DS1 Interoffice Transport Combination - Zone 2		2	UNCDX	UDL56	35.95							126.27	88.80	59.14	14.50							15.66
	First 4-Wire 56Kbps Digital Grade Loop in a DS1 Interoffice Transport Combination - Zone 3		3	UNCDX	UDL56	37.88							126.27	88.80	59.14	14.50							15.66
	Interoffice Transport - Dedicated - DS1 combination - Per Mile Per Month			UNC1X	1L5XX	0.18																	
	Interoffice Transport - Dedicated - DS1 - combination Facility Termination Per Month			UNC1X	U1TF1	60.16							89.27	81.81	16.35	14.44							15.66
	Channelization - Channel System DS1 to DS0 combination Per Month			UNC1X	MQ1	107.19							91.04	62.57	10.54	9.79							15.66
	OCU-DP COCI (data) - DS1 to DS0 Channel System - per month (2.4-64kbs)			UNCDX	1D1DD	1.19							6.58	4.72									15.66
	Additional 4-Wire 56Kbps Digital Grade Loop in same DS1 Interoffice Transport Combination - Zone 1		1	UNCDX	UDL56	26.09							126.27	88.80	59.14	14.50							15.66
	Additional 4-Wire 56Kbps Digital Grade Loop in same DS1 Interoffice Transport Combination - Zone 2		2	UNCDX	UDL56	35.95							126.27	88.80	59.14	14.50							15.66
	Additional 4-Wire 56Kbps Digital Grade Loop in same DS1 Interoffice Transport Combination - Zone 3		3	UNCDX	UDL56	37.88							126.27	88.80	59.14	14.50							15.66
	OCU-DP COCI (data) - DS1 to DS0 Channel System - combination per month (2.4-64kbs)			UNCDX	1D1DD	1.19							6.58	4.72									15.66
	Nonrecurring Currently Combined Network Elements Switch -As-Is Charge			UNC1X	UNCCC								5.59	5.59	6.98	6.98							15.66
	4-WIRE 64 KBPS EXTENDED DIGITAL LOOP WITH DEDICATED DS1 INTEROFFICE TRANSPORT (EEL)																						
	First 4-Wire 64Kbps Digital Grade Loop in a DS1 Interoffice Transport Combination - Zone 1		1	UNCDX	UDL64	26.09							126.27	88.80	59.14	14.50							15.66
	First 4-Wire 64Kbps Digital Grade Loop in a DS1 Interoffice Transport Combination - Zone 2		2	UNCDX	UDL64	35.95							126.27	88.80	59.14	14.50							15.66
	First 4-Wire 64Kbps Digital Grade Loop in a DS1 Interoffice Transport Combination - Zone 3		3	UNCDX	UDL64	37.88							126.27	88.80	59.14	14.50							15.66
	Interoffice Transport - Dedicated - DS1 combination - Per Mile Per Month			UNC1X	1L5XX	0.18																	
	Interoffice Transport - Dedicated - DS1 combination - Facility Termination Per Month			UNC1X	U1TF1	60.16							89.27	81.81	16.35	14.44							15.66
	Channelization - Channel System DS1 to DS0 combination Per Month			UNC1X	MQ1	107.19							91.04	62.57	10.54	9.79							15.66
	OCU-DP COCI (data) - DS1 to DS0 Channel System combination - per month (2.4-64kbs)			UNCDX	1D1DD	1.19							6.58	4.72									15.66
	Additional 4-Wire 64Kbps Digital Grade Loop in same DS1 Interoffice Transport Combination - Zone 1		1	UNCDX	UDL64	26.09							126.27	88.80	59.14	14.50							15.66
	Additional 4-Wire 64Kbps Digital Grade Loop in same DS1 Interoffice Transport Combination - Zone 2		2	UNCDX	UDL64	35.95							126.27	88.80	59.14	14.50							15.66
	Additional 4-Wire 64Kbps Digital Grade Loop in same DS1 Interoffice Transport Combination - Zone 3		3	UNCDX	UDL64	37.88							126.27	88.80	59.14	14.50							15.66
	OCU-DP COCI (data) - DS1 to DS0 Channel System combination - per month (2.4-64kbs)			UNCDX	1D1DD	1.19							6.58	4.72									15.66
	Nonrecurring Currently Combined Network Elements Switch -As-Is Charge			UNC1X	UNCCC								5.59	5.59	6.98	6.98							15.66
	4-WIRE DS1 DIGITAL EXTENDED LOOP WITH DEDICATED DS1 INTEROFFICE TRANSPORT (EEL)																						
	4-Wire DS1 Digital Loop in Combination with DS1 Interoffice Transport - Zone 1		1	UNC1X	USLXX	82.55							252.47	157.54	44.70	11.71							15.66
	4-Wire DS1 Digital Loop in Combination with DS1 Interoffice Transport - Zone 2		2	UNC1X	USLXX	154.18							252.47	157.54	44.70	11.71							15.66
	4-Wire DS1 Digital Loop in Combination with DS1 Interoffice Transport - Zone 3		3	UNC1X	USLXX	314.52							252.47	157.54	44.70	11.71							15.66

UNBUNDLED NETWORK ELEMENTS - Alabama										Attachment: 2		Exhibit: C			
CATEGORY	RATE ELEMENTS	Interim	Zone	BCS	USOC	RATES(\$)	Svc Order Submitted Elec per LSR	Svc Order Submitted Manually per LSR	Incremental Charge - Manual Svc Order vs. Electronic-1st	Incremental Charge - Manual Svc Order vs. Electronic-Add'l	Incremental Charge - Manual Svc Order vs. Electronic-Disc 1st	Incremental Charge - Manual Svc Order vs. Electronic-Disc Add'l			
													Rec	Nonrecurring	
										SOMEc	SOMAN	SOMAN	SOMAN	SOMAN	SOMAN
	Interoffice Transport - Dedicated - DS1 combination - Per Mile Per Month			UNC1X	1L5XX	0.18									
	Interoffice Transport - Dedicated - DS1 combination - Facility Termination Per Month			UNC1X	U1TF1	60.16	89.27	81.81	16.35	14.44		15.66			
	Nonrecurring Currently Combined Network Elements Switch -As-Is Charge			UNC1X	UNCCC		5.59	5.59	6.98	6.98		15.66			
4-WIRE DS1 DIGITAL EXTENDED LOOP WITH DEDICATED DS3 INTEROFFICE TRANSPORT (EEL)															
	First DS1Loop in DS3 Interoffice Transport Combination - Zone 1		1	UNC1X	USLXX	82.55	252.47	157.54	44.70	11.71		15.66			
	First DS1Loop in DS3 Interoffice Transport Combination - Zone 2		2	UNC1X	USLXX	154.18	252.47	157.54	44.70	11.71		15.66			
	First DS1Loop in DS3 Interoffice Transport Combination - Zone 3		3	UNC1X	USLXX	314.52	252.47	157.54	44.70	11.71		15.66			
	Interoffice Transport - Dedicated - DS3 combination - Per Mile Per Month			UNC3X	1L5XX	4.09									
	Interoffice Transport - Dedicated - DS3 - Facility Termination per month			UNC3X	U1TF3	703.52	278.75	162.76	60.20	58.46		15.66			
	DS3 to DS1 Channel System combination per month			UNC3X	MQ3	176.20	178.14	93.97	33.26	31.83		15.66			
	DS3 Interface Unit (DS1 COC) combination per month			UNC1X	UC1D1	13.47	6.58	4.72				15.66			
	Additional DS1Loop in DS3 Interoffice Transport Combination - Zone 1		1	UNC1X	USLXX	82.55	252.47	157.54	44.70	11.71		15.66			
	Additional DS1Loop in DS3 Interoffice Transport Combination - Zone 2		2	UNC1X	USLXX	154.18	252.47	157.54	44.70	11.71		15.66			
	Additional DS1Loop in DS3 Interoffice Transport Combination - Zone 3		3	UNC1X	USLXX	314.52	252.47	157.54	44.70	11.71		15.66			
	DS3 Interface Unit (DS1 COC) combination per month			UNC1X	UC1D1	13.47	6.58	4.72							
	Nonrecurring Currently Combined Network Elements Switch -As-Is Charge			UNC3X	UNCCC		5.59	5.59	6.98	6.98		15.66			
2-WIRE VOICE GRADE EXTENDED LOOP/ 2 WIRE VOICE GRADE INTEROFFICE TRANSPORT (EEL)															
	2-WireVG Loop used with 2-wire VG Interoffice Transport Combination - Zone 1		1	UNCVX	UEAL2	14.38	88.00	55.00	47.24	7.44		15.66			
	2-WireVG Loop used with 2-wire VG Interoffice Transport Combination - Zone 2		2	UNCVX	UEAL2	22.85	88.00	55.00	47.24	7.44		15.66			
	2-WireVG Loop used with 2-wire VG Interoffice Transport Combination - Zone 3		3	UNCVX	UEAL2	36.14	88.00	55.00	47.24	7.44		15.66			
	Interoffice Transport - Dedicated - 2-wire VG combination - Per Mile Per Month			UNCVX	1L5XX	0.008838									
	Interoffice Transport - Dedicated - 2- Wire Voice Grade combination - Facility Termination per month			UNCVX	U1TV2	21.13	40.54	27.41	16.74	6.90		15.66			
	Nonrecurring Currently Combined Network Elements Switch -As-Is Charge			UNCVX	UNCCC		5.59	5.59	6.98	6.98		15.66			
4-WIRE VOICE GRADE EXTENDED LOOP/ 4 WIRE VOICE GRADE INTEROFFICE TRANSPORT (EEL)															
	4-WireVG Loop used with 4-wire VG Interoffice Transport Combination - Zone 1		1	UNCVX	UEAL4	25.34	131.97	94.51	59.14	14.50		15.66			
	4-WireVG Loop used with 4-wire VG Interoffice Transport Combination - Zone 2		2	UNCVX	UEAL4	38.58	131.97	94.51	59.14	14.50		15.66			
	4-WireVG Loop used with 4-wire VG Interoffice Transport Combination - Zone 3		3	UNCVX	UEAL4	60.02	131.97	94.51	59.14	14.50		15.66			
	Interoffice Transport - Dedicated - 4-wire VG combination - Per Mile Per Month			UNCVX	1L5XX	0.008838									
	Interoffice Transport - Dedicated - 4- Wire Voice Grade combination - Facility Termination per month			UNCVX	U1TV4	18.73	40.54	27.41	16.74	6.90		15.66			
	Nonrecurring Currently Combined Network Elements Switch -As-Is Charge			UNCVX	UNCCC		5.59	5.59	6.98	6.98		15.66			
DS3 DIGITAL EXTENDED LOOP WITH DEDICATED DS3 INTEROFFICE TRANSPORT (EEL)															
	High Capacity Unbundled Local Loop - DS3 combination - Per Mile per month			UNC3X	1L5ND	8.89									
	High Capacity Unbundled Local Loop - DS3 combination - Facility Termination per month			UNC3X	UE3PX	327.71	451.52	263.94	119.49	83.58		15.66			

UNBUNDLED NETWORK ELEMENTS - Alabama											Attachment: 2		Exhibit: C							
CATEGORY	RATE ELEMENTS	Interim	Zone	BCS	USOC	RATES(\$)	Svc Order Submitted Elec per LSR	Svc Order Submitted Manually per LSR	Incremental Charge - Manual Svc Order vs. Electronic-1st	Incremental Charge - Manual Svc Order vs. Electronic-Add'l	Incremental Charge - Manual Svc Order vs. Electronic-Disc 1st	Incremental Charge - Manual Svc Order vs. Electronic-Disc Add'l	OSS Rates(\$)							
													Rec	Nonrecurring		Nonrecurring Disconnect		SOMEc	SOMAN	SOMAN
													First	Add'l	First	Add'l				
	Interoffice Transport - Dedicated - DS3 - Per Mile per month			UNC3X	1L5XX	4.09														
	Interoffice Transport - Dedicated - DS3 combination - Facility Termination per month			UNC3X	U1TF3	703.52		278.75	162.76	60.20	58.46	15.66								
	Nonrecurring Currently Combined Network Elements Switch -As-Is Charge			UNC3X	UNCCC		5.59	5.59	6.98	6.98		15.66								
STS1 DIGITAL EXTENDED LOOP WITH DEDICATED STS1 INTEROFFICE TRANSPORT (EEL)																				
	High Capacity Unbundled Local Loop - STS1 combination - Per Mile per month			UNCSX	1L5ND	8.89														
	High Capacity Unbundled Local Loop - STS1 combination - Facility Termination per month			UNCSX	UDLS1	339.21	451.52	263.94	119.49	83.58		15.66								
	Interoffice Transport - Dedicated - STS1 combination - Per Mile per month			UNCSX	1L5XX	4.09														
	Interoffice Transport - Dedicated - STS1 combination - Facility Termination per month			UNCSX	U1TFS	701.37	278.75	162.76	60.20	58.46		15.66								
	Nonrecurring Currently Combined Network Elements Switch -As-Is Charge			UNCSX	UNCCC		5.59	5.59	6.98	6.98		15.66								
2-WIRE ISDN EXTENDED LOOP WITH DS1 INTEROFFICE TRANSPORT (EEL)																				
	First 2-Wire ISDN Loop in a DS1 Interoffice Combination Transport - Zone 1		1	UNCNX	U1L2X	21.88	117.24	79.77	52.88	10.54		15.66								
	First 2-Wire ISDN Loop in a DS1 Interoffice Combination Transport - Zone 2		2	UNCNX	U1L2X	32.85	117.24	79.77	52.88	10.54		15.66								
	First 2-Wire ISDN Loop in a DS1 Interoffice Combination Transport - Zone 3		3	UNCNX	U1L2X	48.55	117.24	79.77	52.88	10.54		15.66								
	Interoffice Transport - Dedicated - DS1 combination - Per Mile			UNC1X	1L5XX	0.18														
	Interoffice Transport - Dedicated - DS1 combination - Facility Termination per month			UNC1X	U1TF1	60.16	89.27	81.81	16.35	14.44		15.66								
	Channelization - Channel System DS1 to DS0 combination - per month			UNC1X	MQ1	107.19	91.04	62.57	10.54	9.79		15.66								
	2-wire ISDN COCI (BRITE) - DS1 to DS0 Channel System combination - per month			UNCNX	UC1CA	2.56	6.58	4.72				15.66								
	Additional 2-wire ISDN Loop in same DS1 Interoffice Transport Combination - Zone 1		1	UNCNX	U1L2X	21.88	117.24	79.77	52.88	10.54		15.66								
	Additional 2-wire ISDN Loop in same DS1 Interoffice Transport Combination - Zone 2		2	UNCNX	U1L2X	32.85	117.24	79.77	52.88	10.54		15.66								
	Additional 2-wire ISDN Loop in same DS1 Interoffice Transport Combination - Zone 3		3	UNCNX	U1L2X	48.55	117.24	79.77	52.88	10.54		15.66								
	2-wire ISDN COCI (BRITE) - DS1 to DS0 Channel System combination - per month			UNCNX	UC1CA	2.56	6.58	4.72				15.66								
	Nonrecurring Currently Combined Network Elements Switch -As-Is Charge			UNC1X	UNCCC		5.59	5.59	6.98	6.98		15.66								
4-WIRE DS1 DIGITAL EXTENDED LOOP WITH DEDICATED STS-1 INTEROFFICE TRANSPORT (EEL)																				
	First DS1 Loop in STS1 Interoffice Transport Combination - Zone 1		1	UNC1X	USLXX	82.55	252.47	157.54	44.70	11.71		15.66								
	First DS1 Loop in STS1 Interoffice Transport Combination - Zone 2		2	UNC1X	USLXX	154.18	252.47	157.54	44.70	11.71		15.66								
	First DS1 Loop in STS1 Interoffice Transport Combination - Zone 3		3	UNC1X	USLXX	314.52	252.47	157.54	44.70	11.71		15.66								
	Interoffice Transport - Dedicated - STS1 combination - Per Mile Per Month			UNCSX	1L5XX	4.09														
	Interoffice Transport - Dedicated - STS1 combination - Facility Termination			UNCSX	U1TFS	701.37	278.75	162.76	60.20	58.46		15.66								
	STS1 to DS1 Channel System combination per month			UNCSX	MQ3	176.20	178.14	93.97	33.26	31.83		15.66								
	DS3 Interface Unit (DS1 COCI) combination per month			UNC1X	UC1D1	13.47	6.58	4.72												
	Additional DS1 Loop in STS1 Interoffice Transport Combination - Zone 1		1	UNC1X	USLXX	82.55	252.47	157.54	44.70	11.71		15.66								
	Additional DS1 Loop in STS1 Interoffice Transport Combination - Zone 2		2	UNC1X	USLXX	154.18	252.47	157.54	44.70	11.71		15.66								
	Additional DS1 Loop in STS1 Interoffice Transport Combination - Zone 3		3	UNC1X	USLXX	314.52	252.47	157.54	44.70	11.71		15.66								

UNBUNDLED NETWORK ELEMENTS - Alabama											Attachment: 2		Exhibit: C						
CATEGORY	RATE ELEMENTS	Interim	Zone	BCS	USOC	RATES(\$)	Svc Order Submitted Elec per LSR	Svc Order Submitted Manually per LSR	Incremental Charge - Manual Svc Order vs. Electronic-1st	Incremental Charge - Manual Svc Order vs. Electronic-Add'l	Incremental Charge - Manual Svc Order vs. Electronic-Disc 1st	Incremental Charge - Manual Svc Order vs. Electronic-Disc Add'l	OSS Rates(\$)						
													Rec	Nonrecurring First	Nonrecurring Add'l	Nonrecurring Disconnect First	Nonrecurring Disconnect Add'l	SOMEc	SOMAN
	DS3 Interface Unit (DS1 COC) combination per month			UNC1X	UC1D1	13.47													
	Nonrecurring Currently Combined Network Elements Switch -As-Is Charge			UNCSX	UNCCC		5.59	5.59	6.98	6.98			15.66						
4-WIRE 56 KBPS DIGITAL EXTENDED LOOP WITH 56 KBPS INTEROFFICE TRANSPORT (EEL)																			
	4-wire 56 kbps Loop/4-wire 56 kbps Interoffice Transport Combination - Zone 1		1	UNCDX	UDL56	26.09	126.27	88.80	59.14	14.50			15.66						
	4-wire 56 kbps Loop/4-wire 56 kbps Interoffice Transport Combination - Zone 2		2	UNCDX	UDL56	35.95	126.27	88.80	59.14	14.50			15.66						
	4-wire 56 kbps Loop/4-wire 56 kbps Interoffice Transport Combination - Zone 3		3	UNCDX	UDL56	37.88	126.27	88.80	59.14	14.50			15.66						
	Interoffice Transport - Dedicated - 4-wire 56 kbps combination - Per Mile			UNCDX	1L5XX	0.008838													
	Interoffice Transport - Dedicated - 4-wire 56 kbps combination - Facility Termination			UNCDX	U1TD5	15.12	40.54	27.41	16.74	6.90			15.66						
	Nonrecurring Currently Combined Network Elements Switch -As-Is Charge			UNCDX	UNCCC		5.59	5.59	6.98	6.98			15.66						
4-WIRE 64 KBPS DIGITAL EXTENDED LOOP WITH 64 KBPS INTEROFFICE TRANSPORT (EEL)																			
	4-wire 64 kbps Loop/4-wire 64 kbps Interoffice Transport Combination - Zone 1		1	UNCDX	UDL64	26.09	126.27	88.80	59.14	14.50			15.66						
	4-wire 64 kbps Loop/4-wire 64 kbps Interoffice Transport Combination - Zone 2		2	UNCDX	UDL64	35.95	126.27	88.80	59.14	14.50			15.66						
	4-wire 64 kbps Loop/4-wire 64 kbps Interoffice Transport Combination - Zone 3		3	UNCDX	UDL64	37.88	126.27	88.80	59.14	14.50			15.66						
	Interoffice Transport - Dedicated - 4-wire 64 kbps combination - Per Mile			UNCDX	1L5XX	0.008838													
	Interoffice Transport - Dedicated - 4-wire 64 kbps combination - Facility Termination			UNCDX	U1TD6	15.12	40.54	27.41	16.74	6.90			15.66						
	Nonrecurring Currently Combined Network Elements Switch -As-Is Charge			UNCDX	UNCCC		5.59	5.59	6.98	6.98			15.66						
ADDITIONAL NETWORK ELEMENTS																			
When used as a part of a currently combined facility, the non-recurring charges do not apply, but a Switch As Is charge does apply.																			
When used as ordinarily combined network elements in All States, the non-recurring charges apply and the Switch As Is Charge does not.																			
Nonrecurring Currently Combined Network Elements "Switch As Is" Charge (One applies to each combination)																			
	Nonrecurring Currently Combined Network Elements Switch -As-Is Charge - 2 wire/4-Wire VG			UNCVX	UNCCC		5.59	5.59	6.98	6.98			15.66						
	Nonrecurring Currently Combined Network Elements Switch -As-Is Charge - 56/64 kbps			UNCDX	UNCCC		5.59	5.59	6.98	6.98			15.66						
	Nonrecurring Currently Combined Network Elements Switch -As-Is Charge - DS1			UNC1X	UNCCC		5.59	5.59	6.98	6.98			15.66						
	Nonrecurring Currently Combined Network Elements Switch -As-Is Charge - DS3			UNC3X	UNCCC		5.59	5.59	6.98	6.98			15.66						
	Nonrecurring Currently Combined Network Elements Switch -As-Is Charge - STS1			UNCSX	UNCCC		5.59	5.59	6.98	6.98			15.66						
NOTE: Local Channel - Dedicated Transport - minimum billing period - Below DS3=one month, DS3 and above=four months																			
	Local Channel - Dedicated - 2-Wire Voice Grade			UNCXV	ULDV2	13.97	193.10	33.17	36.64	3.20			15.66						
	Local Channel - Dedicated - 4-Wire Voice Grade			UNCXV	ULDV4	14.93	193.53	33.60	37.11	3.67			15.66						
	Local Channel - Dedicated - DS1 per month Zone 1		1	UNC1X	ULDF1	35.76	177.47	153.72	22.19	15.26			15.66						
	Local Channel - Dedicated -DS1 Per Month Zone 2		2	UNC1X	ULDF1	49.98	177.47	153.72	22.19	15.26			15.66						
	Local Channel - Dedicated - DS1- Per Month Zone 3		3	UNC1X	ULDF1	107.63	177.47	153.72	22.19	15.26			15.66						
	Local Channel - Dedicated - DS3 - Per Mile per month			UNC3X	1L5NC	6.92													
	Local Channel - Dedicated - DS3 - Facility Termination			UNC3X	ULDF3	416.54	451.52	263.94	119.49	83.58			15.66						
	Local Channel - Dedicated - STS-1- Per Mile per month			UNCSX	1L5NC	6.92													
	Local Channel - Dedicated - STS-1 - Facility Termination			UNCSX	ULDFS	408.49	451.52	263.94	119.49	83.58			15.66						
Optional Features & Functions:																			
MULTIPLEXERS																			
	Channelization - DS1 to DS0 Channel System			UXTD1	MQ1	101.06	91.04	62.57	10.54	9.79			15.66						
	OCU-DP COCI (data) - DS1 to DS0 Channel System - per month (2.4-64kbs)			UDL	1D1DD	1.12	6.58	4.72					15.66						

UNBUNDLED NETWORK ELEMENTS - Alabama										Attachment: 2		Exhibit: C		
CATEGORY	RATE ELEMENTS	Interim	Zone	BCS	USOC	RATES(\$)	Svc Order Submitted Elec per LSR	Svc Order Submitted Manually per LSR	Incremental Charge - Manual Svc Order vs. Electronic-1st	Incremental Charge - Manual Svc Order vs. Electronic-Add'l	Incremental Charge - Manual Svc Order vs. Electronic-Disc 1st	Incremental Charge - Manual Svc Order vs. Electronic-Disc Add'l		
													Rec	Nonrecurring
										SOMEc	SOMAN	SOMAN	SOMAN	SOMAN
	2-wire ISDN COCI (BRITE) - DS1 to DS0 Channel System - per month			UDN	UC1CA	2.41		6.58	4.72					15.66
	Voice Grade COCI - DS1 to DS0 Channel System - per month			UEA	1D1VG	0.53		6.58	4.72					15.66
	DS3 to DS1 Channel System per month			UXTD3	MQ3	166.13		178.14	93.97	33.26	31.83			15.66
	STS1 to DS1 Channel System per month			UXTS1	MQ3	166.13		178.14	93.97	33.26	31.83			15.66
	DS3 Interface Unit (DS1 COCI) used with Loop per month			USL	UC1D1	12.70		6.58	4.72					15.66
	DS3 Interface Unit (DS1 COCI) used with Local Channel per month			ULDD1	UC1D1	12.70		6.58	4.72					15.66
	DS3 Interface Unit (DS1 COCI) used with Interoffice Channel per month			U1TD1	UC1D1	12.70		6.58	4.72					15.66
UNBUNDLED LOCAL EXCHANGE SWITCHING(PORTS)														
Exchange Ports														
NOTE: Although the Port Rate includes all available features in GA, KY, LA & TN, the desired features will need to be ordered using retail USOCs														
2-WIRE VOICE GRADE LINE PORT RATES (RES)														
	Exchange Ports - 2-Wire Analog Line Port- Res.			UEPSR	UEPRL	1.38		2.38	2.27	1.42	1.33			15.66
	Exchange Ports - 2-Wire Analog Line Port with Caller ID - Res.			UEPSR	UEPRC	1.38		2.38	2.27	1.42	1.33			15.66
	Exchange Ports - 2-Wire Analog Line Port outgoing only - Res.			UEPSR	UEPRO	1.38		2.38	2.27	1.42	1.33			15.66
	Exchange Ports - 2-Wire VG unbundled AL extended local dialing parity Port with Caller ID - Res.			UEPSR	UEPAR	1.38		2.38	2.27	1.42	1.33			15.66
	Exchange Ports - 2-Wire VG unbundled res, low usage line port with Caller ID (LUM)			UEPSR	UEPAP	1.38		2.38	2.27	1.42	1.33			15.66
	Exchange Ports - 2-Wire VG Alabama Residence Dialing Plan without Caller Id			UEPSR	UEPWA	1.38		2.38	2.27	1.42	1.33			15.66
	2-Wire voice unbundled Low Usage Line Port without Caller ID Capability			UEPSR	UEPRT	1.38		2.38	2.27	1.42	1.33			15.66
	Subsequent Activity			UEPSR	USASC	0.00		0.00	0.00					15.66
FEATURES														
	All Available Vertical Features			UEPSR	UEPVF	1.98		0.00	0.00					15.66
2-WIRE VOICE GRADE LINE PORT RATES (BUS)														
	Exchange Ports - 2-Wire Analog Line Port without Caller ID - Bus			UEPSB	UEPBL	1.38		2.38	2.27	1.42	1.33			15.66
	Exchange Ports - 2-Wire VG unbundled Line Port with unbundled port with Caller+E484 ID - Bus.			UEPSB	UEPBC	1.38		2.38	2.27	1.42	1.33			15.66
	Exchange Ports - 2-Wire Analog Line Port outgoing only - Bus.			UEPSB	UEPBO	1.38		2.38	2.27	1.42	1.33			15.66
	Exchange Ports - 2-Wire VG unbundled AL extended local dialing parity Port with Caller ID - Bus.			UEPSB	UEPAW	1.38		2.38	2.27	1.42	1.33			15.66
	Exchange Ports - 2-Wire VG unbundled incoming only port with Caller ID - Bus			UEPSB	UEPB1	1.38		2.38	2.27	1.42	1.33			15.66
	Exchange Ports - 2-Wire Voice Alabama Business Dialing Plan without Caller ID			UEPSB	UEPWB	1.38		2.38	2.27	1.42	1.33			15.66
	2-Wire voice unbundled Incoming Only Port without Caller ID Capability			UEPSB	UEPBE	1.38		2.38	2.27	1.42	1.33			15.66
	Subsequent Activity			UEPSB	USASC	0.00		0.00	0.00					15.66
FEATURES														
	All Available Vertical Features			UEPSB	UEPVF	1.98		0.00	0.00					15.66
EXCHANGE PORT RATES (DID & PBX)														
	2-Wire VG Unbundled 2-Way PBX Trunk - Res			UEPSE	UEPRD	1.38		31.27	14.85	13.94	0.90			15.66
	2-Wire VG Line Side Unbundled 2-Way PBX Trunk - Bus			UEPSP	UEPPC	1.38		31.27	14.85	13.94	0.90			15.66
	2-Wire VG Line Side Unbundled Outward PBX Trunk - Bus			UEPSP	UEPPO	1.38		31.27	14.85	13.94	0.90			15.66
	2-Wire VG Line Side Unbundled Incoming PBX Trunk - Bus			UEPSP	UEPP1	1.38		31.27	14.85	13.94	0.90			15.66
	2-Wire Analog Long Distance Terminal PBX Trunk - Bus			UEPSP	UEPLD	1.38		31.27	14.85	13.94	0.90			15.66
	2-Wire Voice Unbundled 2-Way PBX Alabama Calling Port			UEPSP	UEPA2	1.38		31.27	14.85	13.94	0.90			15.66
	2-Wire Voice Unbundled PBX LD Terminal Ports			UEPSP	UEPLD	1.38		31.27	14.85	13.94	0.90			15.66
	2-Wire Vice Unbundled 2-Way PBX Usage Port			UEPSP	UEPXA	1.38		31.27	14.85	13.94	0.90			15.66
	2-Wire Voice Unbundled PBX Toll Terminal Hotel Ports			UEPSP	UEPXB	1.38		31.27	14.85	13.94	0.90			15.66
	2-Wire Voice Unbundled PBX LD DDD Terminals Port			UEPSP	UEPXC	1.38		31.27	14.85	13.94	0.90			15.66

UNBUNDLED NETWORK ELEMENTS - Alabama										Attachment: 2		Exhibit: C		
CATEGORY	RATE ELEMENTS	Interim	Zone	BCS	USOC	RATES(\$)	Svc Order Submitted Elec per LSR	Svc Order Submitted Manually per LSR	Incremental Charge - Manual Svc Order vs. Electronic-1st	Incremental Charge - Manual Svc Order vs. Electronic-Add'l	Incremental Charge - Manual Svc Order vs. Electronic-Disc 1st	Incremental Charge - Manual Svc Order vs. Electronic-Disc Add'l		
													Rec	Nonrecurring
										SOMEc	SOMAN	SOMAN	SOMAN	SOMAN
	2-Wire Voice Unbundled PBX LD Terminal Switchboard Port			UEPSP	UEPXD	1.38								
	2-Wire Voice Unbundled PBX LD Terminal Switchboard IDD Capable Port			UEPSP	UEPXE	1.38								
	2-Wire Voice Unbundled 2-Way PBX Hotel/Hospital Economy Administrative Calling Port			UEPSP	UEPXL	1.38								
	2-Wire Voice Unbundled 2-Way PBX Hotel/Hospital Economy Room Calling Port			UEPSP	UEPXM	1.38								
	2-Wire Voice Unbundled 1-Way Outgoing PBX Hotel/Hospital Discount Room Calling Port			UEPSP	UEPXO	1.38								
	2-Wire Voice Unbundled 1-Way Outgoing PBX Measured Port			UEPSP	UEPXS	1.38								
	Subsequent Activity			UEPSP	USASC	0.00								
FEATURES														
	All Available Vertical Features			UEPSP	UEPSE	1.98								
EXCHANGE PORT RATES (COIN)														
	Exchange Ports - Coin Port					1.38								
NOTE: Transmission/usage charges associated with POTS circuit switched usage will also apply to circuit switched voice and/or circuit switched data transmission by B-Channels associated with 2-wire ISDN ports.														
NOTE: Access to B Channel or D Channel Packet capabilities will be available only through BFR/New Business Request Process. Rates for the packet capabilities will be determined via the Bona Fide Request/New Business Request Process.														
UNBUNDLED LOCAL EXCHANGE SWITCHING(PORTS)														
EXCHANGE PORT RATES														
	Exchange Ports - 2-Wire DID Port			UEPEX	UEPP2	8.05								
	Exchange Ports - DDITS Port - 4-Wire DS1 Port with DID capability			UEPDD	UEPDD	60.09								
	Exchange Ports - 2-Wire ISDN Port (See Notes below.)			UEPTX	UEPSX	9.79								
	All Features Offered			UEPTX	UEPSX	1.98								
NOTE: Transmission/usage charges associated with POTS circuit switched usage will also apply to circuit switched voice and/or circuit switched data transmission by B-Channels associated with 2-wire ISDN ports.														
NOTE: Access to B Channel or D Channel Packet capabilities will be available only through BFR/New Business Request Process. Rates for the packet capabilities will be determined via the Bona Fide Request/New Business Request Process.														
	Exchange Ports - 2-Wire ISDN Port -- Channel Profiles			UEPTX	UEPSX	0.00								
	Exchange Ports - 4-Wire ISDN DS1 Port			UEPEX	UEPEX	84.32								
UNBUNDLED PORT with REMOTE CALL FORWARDING CAPABILITY														
UNBUNDLED REMOTE CALL FORWARDING SERVICE - RESIDENCE														
	Unbundled Remote Call Forwarding Service, Area Calling, Res			UEPVR	UERAC	1.38								
	Unbundled Remote Call Forwarding Service, Local Calling - Res			UEPVR	UERLC	1.38								
	Unbundled Remote Call Forwarding Service, InterLATA - Res			UEPVR	UERTE	1.38								
	Unbundled Remote Call Forwarding Service, IntraLATA - Res			UEPVR	UERTR	1.38								
Non-Recurring														
	Unbundled Remote Call Forwarding Service - Conversion - Switch-as-is			UEPVR	USAC2									
	Unbundled Remote Call Forwarding Service - Conversion with allowed change (PIC and LPIC)			UEPVR	USACC									
UNBUNDLED REMOTE CALL FORWARDING - Bus														
	Unbundled Remote Call Forwarding Service, Area Calling - Bus			UEPVB	UERAC	1.38								
	Unbundled Remote Call Forwarding Service, Local Calling - Bus			UEPVB	UERLC	1.38								
	Unbundled Remote Call Forwarding Service, InterLATA - Bus			UEPVB	UERTE	1.38								
	Unbundled Remote Call Forwarding Service, IntraLATA - Bus			UEPVB	UERTR	1.38								
	Unbundled Remote Call Forwarding Service Expanded and Exception Local Calling			UEPVB	UERVJ	1.38								
Non-Recurring														
	Unbundled Remote Call Forwarding Service - Conversion - Switch-as-is			UEPVB	USAC2									
	Unbundled Remote Call Forwarding Service - Conversion with allowed change (PIC and LPIC)			UEPVB	USACC									
UNBUNDLED LOCAL SWITCHING, PORT USAGE														
End Office Switching (Port Usage)														
	End Office Switching Function, Per MOU													
	End Office Trunk Port - Shared, Per MOU													
Tandem Switching (Port Usage) (Local or Access Tandem)														

UNBUNDLED NETWORK ELEMENTS - Alabama							Attachment: 2		Exhibit: C							
CATEGORY	RATE ELEMENTS	Interim	Zone	BCS	USOC	RATES(\$)	Svc Order Submitted Elec per LSR	Svc Order Submitted Manually per LSR	Incremental Charge - Manual Svc Order vs. Electronic-1st	Incremental Charge - Manual Svc Order vs. Electronic-Add'l	Incremental Charge - Manual Svc Order vs. Electronic-Disc 1st	Incremental Charge - Manual Svc Order vs. Electronic-Disc Add'l				
							Rec	Nonrecurring		Nonrecurring Disconnect		OSS Rates(\$)				
							First	Add'l	First	Add'l	SOME C	SOMAN	SOMAN	SOMAN	SOMAN	SOMAN
	Tandem Switching Function Per MOU					0.000095										
	Tandem Trunk Port - Shared, Per MOU					0.0002015										
	Common Transport															
	Common Transport - Per Mile, Per MOU					0.0000023										
	Common Transport - Facilities Termination Per MOU					0.0003224										
UNBUNDLED PORT/LOOP COMBINATIONS - COST BASED RATES																
Cost Based Rates are applied where BellSouth is required by FCC and/or State Commission rule to provide Unbundled Local Switching or Switch Ports.																
Features shall apply to the Unbundled Port/Loop Combination - Cost Based Rate section in the same manner as they are applied to the Stand-Alone Unbundled Port section of this Rate Exhibit.																
End Office and Tandem Switching Usage and Common Transport Usage rates in the Port section of this rate exhibit shall apply to all combinations of loop/port network elements except for UNE Coin Port/Loop Combinations.																
The first and additional Port nonrecurring charges apply to Not Currently Combined Combos. For Currently Combined Combos the nonrecurring charges shall be those identified in the Nonrecurring - Currently Combined sections.																
2-WIRE VOICE GRADE LOOP WITH 2-WIRE LINE PORT (RES)																
UNE Port/Loop Combination Rates																
	2-Wire VG Loop/Port Combo - Zone 1		1			12.70										
	2-Wire VG Loop/Port Combo - Zone 2		2			21.19										
	2-Wire VG Loop/Port Combo - Zone 3		3			34.80										
UNE Loop Rates																
	2-Wire Voice Grade Loop (SL1) - Zone 1		1	UEPRX	UEPLX	11.55										
	2-Wire Voice Grade Loop (SL1) - Zone 2		2	UEPRX	UEPLX	20.04										
	2-Wire Voice Grade Loop (SL1) - Zone 3		3	UEPRX	UEPLX	33.65										
2-Wire Voice Grade Line Port Rates (Res)																
	2-Wire voice unbundled port - residence			UEPRX	UEPRL	1.15	40.19	19.83	24.91	6.63		15.66				
	2-Wire voice unbundled port with Caller ID - res			UEPRX	UEPRC	1.15	40.19	19.83	24.91	6.63		15.66				
	2-Wire voice unbundled port outgoing only - res			UEPRX	UEPRO	1.15	40.19	19.83	24.91	6.63		15.66				
	2-Wire voice Grade unbundled Alabama extended local dialing parity port with Caller ID - res			UEPRX	UEPAR	1.15	40.19	19.83	24.91	6.63		15.66				
	2-Wire voice unbundles res, low usage line port with Caller ID (LUM)			UEPRX	UEPAP	1.15	40.19	19.83	24.91	6.63		15.66				
	2-Wire Voice Unbundled Alabama Residence Dialing Plan without Caller ID			UEPRX	UEPWA											
	2-Wire voice unbundled Low Usage Line Port without Caller ID Capability			UEPRX	UEPRT	1.15	40.19	19.83	24.91	6.63		15.66				
FEATURES																
	All Features Offered			UEPRX	UEPVF	1.98	0.00	0.00				15.66				
LOCAL NUMBER PORTABILITY																
	Local Number Portability (1 per port)			UEPRX	LNPCX	0.35										
NONRECURRING CHARGES (NRCs) - CURRENTLY COMBINED																
	2-Wire Voice Grade Loop / Line Port Combination - Conversion - Switch-as-is			UEPRX	USAC2		0.10	0.10				15.66				
ADDITIONAL NRCs																
	2-Wire Voice Grade Loop/Line Port Combination - Subsequent Activity			UEPRX	USAS2	0.00	0.00	0.00				15.66				
2-WIRE VOICE GRADE LOOP WITH 2-WIRE LINE PORT (BUS)																
UNE Port/Loop Combination Rates																
	2-Wire VG Loop/Port Combo - Zone 1		1			12.70										
	2-Wire VG Loop/Port Combo - Zone 2		2			21.19										
	2-Wire VG Loop/Port Combo - Zone 3		3			34.80										
UNE Loop Rates																
	2-Wire Voice Grade Loop (SL1) - Zone 1		1	UEPBX	UEPLX	11.55										
	2-Wire Voice Grade Loop (SL1) - Zone 2		2	UEPBX	UEPLX	20.04										
	2-Wire Voice Grade Loop (SL1) - Zone 3		3	UEPBX	UEPLX	33.65										
2-Wire Voice Grade Line Port (Bus)																
	2-Wire voice unbundled port without Caller ID - bus			UEPBX	UEPBL	1.15	40.19	19.83	24.91	6.63		15.66				
	2-Wire voice unbundled port with Caller + E484 ID - bus			UEPBX	UEPBC	1.15	40.19	19.83	24.91	6.63		15.66				
	2-Wire voice unbundled port outgoing only - bus			UEPBX	UEPBO	1.15	40.19	19.83	24.91	6.63		15.66				
	2-Wire voice Grade unbundled Alabama extended local dialing parity port with Caller ID - bus			UEPBX	UEPAW	1.15	40.19	19.83	24.91	6.63		15.66				
	2-Wire voice unbundled incoming only port with Caller ID - Bus			UEPBX	UEPB1	1.15	40.19	19.83	24.91	6.63		15.66				
	2-Wire Voice Unbundled Alabama Business Dialing Plan without Caller ID			UEPBX	UEPWB	1.15	40.19	19.83	24.91	6.63		15.66				

UNBUNDLED NETWORK ELEMENTS - Alabama										Attachment: 2		Exhibit: C			
CATEGORY	RATE ELEMENTS	Interim	Zone	BCS	USOC	RATES(\$)	Svc Order Submitted Elec per LSR	Svc Order Submitted Manually per LSR	Incremental Charge - Manual Svc Order vs. Electronic-1st	Incremental Charge - Manual Svc Order vs. Electronic-Add'l	Incremental Charge - Manual Svc Order vs. Electronic-Disc 1st	Incremental Charge - Manual Svc Order vs. Electronic-Disc Add'l			
													Rec	Nonrecurring	
										SOMEc	SOMAN	SOMAN	SOMAN	SOMAN	SOMAN
	2-Wire Voice Unbundled 2-Way PBX Hotel/Hospital Economy Administrative Calling Port			UEPPX	UEPXL	1.15	69.08	32.41	37.43	6.20	15.66				
	2-Wire Voice Unbundled 2-Way PBX Hotel/Hospital Economy Room Calling Port			UEPPX	UEPXM	1.15	69.08	32.41	37.43	6.20	15.66				
	2-Wire Voice Unbundled 1-Way Outgoing PBX Hotel/Hospital Discount Room Calling Port			UEPPX	UEPXO	1.15	69.08	32.41	37.43	6.20	15.66				
	2-Wire Voice Unbundled 1-Way Outgoing PBX Measured Port			UEPPX	UEPXS	1.15	69.08	32.41	37.43	6.20	15.66				
LOCAL NUMBER PORTABILITY															
	Local Number Portability (1 per port)			UEPPX	LNPCP	3.15	0.00	0.00			15.66				
FEATURES															
	All Features Offered			UEPPX	UEPVF	1.98	0.00	0.00			15.66				
NONRECURRING CHARGES (NRCs) - CURRENTLY COMBINED															
	2-Wire Voice Grade Loop/ Line Port Combination (PBX) - Conversion - Switch-As-Is			UEPPX	USAC2		7.91	1.90			15.66				
ADDITIONAL NRCs															
	2-Wire Voice Grade Loop/ Line Port Combination (PBX) - Subsequent Activity			UEPPX	USAS2	0.00	0.00	0.00			15.66				
	PBX Subsequent Activity - Change/Rearrange Multiline Hunt Group						7.32	7.32			15.66				
2-WIRE VOICE GRADE LOOP WITH 2-WIRE ANALOG LINE COIN PORT															
UNE Port/Loop Combination Rates															
	2-Wire VG Coin Port/Loop Combo – Zone 1		1			12.70									
	2-Wire VG Coin Port/Loop Combo – Zone 2		2			21.19									
	2-Wire VG Coin Port/Loop Combo – Zone 3		3			34.80									
UNE Loop Rates															
	2-Wire Voice Grade Loop (SL1) - Zone 1		1	UEPCO	UEPLX	11.55									
	2-Wire Voice Grade Loop (SL1) - Zone 2		2	UEPCO	UEPLX	20.04									
	2-Wire Voice Grade Loop (SL1) - Zone 3		3	UEPCO	UEPLX	33.65									
2-Wire Voice Grade Line Ports (COIN)															
	2-Wire Coin 2-Way without Operator Screening and without Blocking (AL, KY, LA, MS)			UEPCO	UEPRF	1.15	40.19	19.83	24.91	6.63	15.66				
	2-Wire Coin 2-Way with Operator Screening (AL, KY)			UEPCO	UEPRE	1.15	40.19	19.83	24.91	6.63	15.66				
	2-Wire Coin 2-Way with Operator Screening and Blocking: 011, 900/976, 1+DDD (AL, KY, LA, MS)			UEPCO	UEPRA	1.15	40.19	19.83	24.91	6.63	15.66				
	2-Wire Coin 2-Way with Operator Screening and 011 Blocking (AL, LA, MS)			UEPCO	UEPRB	1.15	40.19	19.83	24.91	6.63	15.66				
	2-Wire Coin 2-Way with Operator Screening & Blocking: 900/976, 1+DDD, 011+, & Local (AL, KY, LA, MS)			UEPCO	UEPCD	1.15	40.19	19.83	24.91	6.63	15.66				
	2-Wire Coin Outward with Operator Screening and 011 Blocking (AL, FL)			UEPCO	UEPRK	1.15	40.19	19.83	24.91	6.63	15.66				
	2-Wire Coin Outward with Operator Screening and Blocking: 011, 900/976, 1+DDD (AL, KY, LA, MS)			UEPCO	UEPRH	1.15	40.19	19.83	24.91	6.63	15.66				
	2-Wire Coin Outward Operator Screening & Blocking: 900/976, 1+DDD, 011+, and Local (AL, KY, LA, MS)			UEPCO	UEPCN	1.15	40.19	19.83	24.91	6.63	15.66				
	2-Wire 2-Way Smartline with 900/976 (all states except LA)			UEPCO	UEPCK	1.15	40.19	19.83	24.91	6.63	15.66				
	2-Wire Coin Outward Smartline with 900/976 (all states except LA)			UEPCO	UEPCR	1.15	40.19	19.83	24.91	6.63	15.66				
ADDITIONAL UNE COIN PORT/LOOP (RC)															
	UNE Coin Port/Loop Combo Usage (Flat Rate)			UEPCO	URECU	1.56	40.19	19.83	24.91	6.63	15.66				
LOCAL NUMBER PORTABILITY															
	Local Number Portability (1 per port)			UEPCO	LNPCX	0.35									
NONRECURRING CHARGES - CURRENTLY COMBINED															
	2-Wire Voice Grade Loop / Line Port Combination - Conversion - Switch-as-is			UEPCO	USAC2		0.10	0.10			15.66				
ADDITIONAL NRCs															
	2-Wire Voice Grade Loop/Line Port Combination - Subsequent Activity			UEPCO	USAS2		0.00	0.00			15.66				
2-WIRE VOICE LOOP/ 2WIRE VOICE GRADE IO TRANSPORT/ 2-WIRE LINE PORT (RES)															
UNE Port/Loop Combination Rates															

UNBUNDLED NETWORK ELEMENTS - Alabama							Attachment: 2		Exhibit: C						
CATEGORY	RATE ELEMENTS	Interim	Zone	BCS	USOC	RATES(\$)	Svc Order Submitted Elec per LSR	Svc Order Submitted Manually per LSR	Incremental Charge - Manual Svc Order vs. Electronic-1st	Incremental Charge - Manual Svc Order vs. Electronic-Add'l	Incremental Charge - Manual Svc Order vs. Electronic-Disc 1st	Incremental Charge - Manual Svc Order vs. Electronic-Disc Add'l			
													Rec	Nonrecurring	
										SOMEc	SOMAN	SOMAN	SOMAN	SOMAN	SOMAN
	2-Wire VG Loop/IO Tranport/Port Combo - Zone 1		1			15.76									
	2-Wire VG Loop/IO Tranport/Port Combo - Zone 2		2			24.23									
	2-Wire VG Loop/IO Tranport/Port Combo - Zone 3		3			37.52									
	UNE Loop Rates														
	2-Wire Voice Grade Loop (SL2) - Zone 1		1	UEPFR	UECF2	14.38									
	2-Wire Voice Grade Loop (SL2) - Zone 2		2	UEPFR	UECF2	22.85									
	2-Wire Voice Grade Loop (SL2) - Zone 3		3	UEPFR	UECF2	36.14									
	2-Wire Voice Grade Line Port Rates (Res)														
	2-Wire voice unbundled port - residence			UEPFR	UEPRL	1.38	90.38	57.27	48.66	8.77	15.66				
	2-Wire voice unbundled port with Caller ID - res			UEPFR	UEPRC	1.38	90.38	57.27	48.66	8.77	15.66				
	2-Wire voice unbundled port outgoing only - res			UEPFR	UEPRO	1.38	90.38	57.27	48.66	8.77	15.66				
	2-Wire voice Grade unbundled Alabama extended local dialing parity port with Caller ID - res			UEPFR	UEPAR	1.38	90.38	57.27	48.66	8.77	15.66				
	2-Wire voice unbundles res, low usage line port with Caller ID (LUM)			UEPFR	UEPAP	1.38	90.38	57.27	48.66	8.77	15.66				
	2-Wire Voice Unbundled Alabama Residence Dialing Plan without Caller ID			UEPFR	UEPWA	1.38	90.38	57.27	48.66	8.77	15.66				
	INTEROFFICE TRANSPORT														
	Interoffice Transport - Dedicated - 2 Wire Voice Grade - Facility Termination			UEPFR	U1TV2	21.13	40.54	27.41	16.74	6.90					
	Interoffice Transport - Dedicated - 2 Wire Voice Grade - Per Mile or Fraction Mile			UEPFR	1L5XX	0.008838									
	FEATURES														
	All Features Offered			UEPFR	UEPVF	1.98	0.00	0.00		15.66					
	LOCAL NUMBER PORTABILITY														
	Local Number Portability (1 per port)			UEPFR	LNPCX	0.35									
	NONRECURRING CHARGES (NRCs) - CURRENTLY COMBINED														
	2-Wire Loop / Dedicated IO Transport / 2 Wire Line Port Combination - Conversion - Switch-as-is			UEPFR	USAC2		8.48	1.87		15.66					
	2-Wire Loop / Dedicated IO Transport / 2 Wire Line Port Combination - Conversion - Switch-With-Change			UEPFR	USACC		8.48	1.87		15.66					
	2-WIRE VOICE LOOP/ 2WIRE VOICE GRADE IO TRANSPORT/ 2-WIRE LINE PORT (BUS)														
	UNE Port/Loop Combination Rates														
	2-Wire VG Loop/IO Tranport/Port Combo - Zone 1		1			15.76									
	2-Wire VG Loop/IO Tranport/Port Combo - Zone 2		2			24.23									
	2-Wire VG Loop/IO Tranport/Port Combo - Zone 3		3			37.52									
	UNE Loop Rates														
	2-Wire Voice Grade Loop (SL2) - Zone 1		1	UEPFB	UECF2	14.38									
	2-Wire Voice Grade Loop (SL2) - Zone 2		2	UEPFB	UECF2	22.85									
	2-Wire Voice Grade Loop (SL2) - Zone 3		3	UEPFB	UECF2	36.14									
	2-Wire Voice Grade Line Port (Bus)														
	2-Wire voice unbundled port without Caller ID - bus			UEPFB	UEPBL	1.38	90.38	57.27	48.66	8.77	15.66				
	2-Wire voice unbundled port with Caller + E484 ID - bus			UEPFB	UEPBC	1.38	90.38	57.27	48.66	8.77	15.66				
	2-Wire voice unbundled port outgoing only - bus			UEPFB	UEPBO	1.38	90.38	57.27	48.66	8.77	15.66				
	2-Wire voice Grade unbundled Alabama extended local dialing parity port with Caller ID - bus			UEPFB	UEPAW	1.38	90.38	57.27	48.66	8.77	15.66				
	2-Wire voice unbundled incoming only port with Caller ID - Bus			UEPFB	UEPB1	1.38	90.38	57.27	48.66	8.77	15.66				
	2-Wire Voice Unbundled Alabama Business Dialing Plan without Caller ID			UEPFB	UEPWB	1.38	90.38	57.27	48.66	8.77	15.66				
	LOCAL NUMBER PORTABILITY														
	Local Number Portability (1 per port)			UEPFB	LNPCX	0.35									
	INTEROFFICE TRANSPORT														
	Interoffice Transport - Dedicated - 2 Wire Voice Grade - Facility Termination			UEPFB	U1TV2	21.13	40.54	27.41	16.74	6.90					
	Interoffice Transport - Dedicated - 2 Wire Voice Grade - Per Mile or Fraction Mile			UEPFB	1L5XX	0.008838									
	FEATURES														
	All Features Offered			UEPFB	UEPVF	1.98	0.00	0.00		15.66					
	NONRECURRING CHARGES (NRCs) - CURRENTLY COMBINED														

UNBUNDLED NETWORK ELEMENTS - Alabama										Attachment: 2		Exhibit: C			
CATEGORY	RATE ELEMENTS	Interim	Zone	BCS	USOC	RATES(\$)	Svc Order Submitted Elec per LSR	Svc Order Submitted Manually per LSR	Incremental Charge - Manual Svc Order vs. Electronic-1st	Incremental Charge - Manual Svc Order vs. Electronic-Add'l	Incremental Charge - Manual Svc Order vs. Electronic-Disc 1st	Incremental Charge - Manual Svc Order vs. Electronic-Disc Add'l			
													Rec	Nonrecurring	
										SOMEc	SOMAN	SOMAN	SOMAN	SOMAN	SOMAN
	2-Wire Loop / Dedicated IO Transport / 2 Wire Line Port Combination - Conversion - Switch-as-is			UEPFB	USAC2						15.66				
	2-Wire Loop / Dedicated IO Transport / 2 Wire Line Port Combination - Conversion - Switch with change			UEPFB	USACC						15.66				
	2-WIRE VOICE GRADE LOOP WITH 2-WIRE LINE PORT (BUS - PBX) UNE Port/Loop Combination Rates														
	2-Wire VG Loop/IO Tranport/Port Combo - Zone 1		1								15.76				
	2-Wire VG Loop/IO Tranport/Port Combo - Zone 2		2								24.23				
	2-Wire VG Loop/IO Tranport/Port Combo - Zone 3		3								37.52				
	UNE Loop Rates														
	2-Wire Voice Grade Loop (SL2) - Zone 1		1	UEPFP	UECF2						14.38				
	2-Wire Voice Grade Loop (SL2) - Zone 2		2	UEPFP	UECF2						22.85				
	2-Wire Voice Grade Loop (SL2) - Zone 3		3	UEPFP	UECF2						36.14				
	2-Wire Voice Grade Line Port Rates (BUS - PBX)														
	Line Side Unbundled Combination 2-Way PBX Trunk Port - Bus			UEPFP	UEPPC	1.38	119.27	69.85	61.18	8.34		15.66			
	Line Side Unbundled Outward PBX Trunk Port - Bus			UEPFP	UEPPO	1.38	119.27	69.85	61.18	8.34		15.66			
	Line Side Unbundled Incoming PBX Trunk Port - Bus			UEPFP	UEPP1	1.38	119.27	69.85	61.18	8.34		15.66			
	2-Wire Voice Unbundled 2-Way Combination PBX Alabama Calling Port			UEPFP	UEPA2	1.38	119.27	69.85	61.18	8.34		15.66			
	2-Wire Voice Unbundled PBX LD Terminal Ports			UEPFP	UEPLD	1.38	119.27	69.85	61.18	8.34		15.66			
	2-Wire Voice Unbundled 2-Way Combination PBX Usage Port			UEPFP	UEPXA	1.38	119.27	69.85	61.18	8.34		15.66			
	2-Wire Voice Unbundled PBX Toll Terminal Hotel Ports			UEPFP	UEPXB	1.38	119.27	69.85	61.18	8.34		15.66			
	2-Wire Voice Unbundled PBX LD DDD Terminals Port			UEPFP	UEPXC	1.38	119.27	69.85	61.18	8.34		15.66			
	2-Wire Voice Unbundled PBX LD Terminal Switchboard Port			UEPFP	UEPXD	1.38	119.27	69.85	61.18	8.34		15.66			
	2-Wire Voice Unbundled PBX LD Terminal Switchboard IDD Capable Port			UEPFP	UEPXE	1.38	119.27	69.85	61.18	8.34		15.66			
	2-Wire Voice Unbundled 2-Way PBX Hotel/Hospital Economy Administrative Calling Port			UEPFP	UEPXL	1.38	119.27	69.85	61.18	8.34		15.66			
	2-Wire Voice Unbundled 2-Way PBX Hotel/Hospital Economy Room Calling Port			UEPFP	UEPXM	1.38	119.27	69.85	61.18	8.34		15.66			
	2-Wire Voice Unbundled 1-Way Outgoing PBX Hotel/Hospital Discount Room Calling Port			UEPFP	UEPXO	1.38	119.27	69.85	61.18	8.34		15.66			
	2-Wire Voice Unbundled 1-Way Outgoing PBX Measured Port			UEPFP	UEPXS	1.38	119.27	69.85	61.18	8.34		15.66			
	LOCAL NUMBER PORTABILITY														
	Local Number Portability (1 per port)			UEPFP	LNPCP	3.15	0.00	0.00				15.66			
	INTEROFFICE TRANSPORT														
	Interoffice Transport - Dedicated - 2 Wire Voice Grade - Facility Termination			UEPFP	U1TV2	21.13	40.54	27.41	16.74	6.90					
	Interoffice Transport - Dedicated - 2 Wire Voice Grade - Per Mile or Fraction Mile			UEPFP	1L5XX	0.008838									
	FEATURES														
	All Features Offered			UEPFP	UEPVF	1.98	0.00	0.00				15.66			
	NONRECURRING CHARGES (NRCs) - CURRENTLY COMBINED														
	2-Wire Loop / Dedicated IO Transport / 2 Wire Line Port Combination - Conversion - Switch-as-is			UEPFP	USAC2						8.48	1.87			15.66
	2-Wire Loop / Dedicated IO Transport / 2 Wire Line Port Combination - Conversion - Switch with change			UEPFP	USACC						8.48	1.87			15.66
	UNBUNDLED PORT/LOOP COMBINATIONS - COST BASED RATES														
	2-WIRE VOICE GRADE LOOP- BUS ONLY - WITH 2-WIRE DID TRUNK PORT UNE Port/Loop Combination Rates														
	2-Wire VG Loop/2-Wire DID Trunk Port Combo - UNE Zone 1		1								22.40				
	2-Wire VG Loop/2-Wire DID Trunk Port Combo - UNE Zone 2		2								30.88				
	2-Wire VG Loop/2-Wire DID Trunk Port Combo - UNE Zone 3		3								44.17				
	UNE Loop Rates														
	2-Wire Analog Voice Grade Loop - (SL2) - UNE Zone 1		1	UEPPX	UECD1						14.38				
	2-Wire Analog Voice Grade Loop - (SL2) - UNE Zone 2		2	UEPPX	UECD1						22.85				
	2-Wire Analog Voice Grade Loop - (SL2) - UNE Zone 3		3	UEPPX	UECD1						36.14				
	UNE Port Rate														

UNBUNDLED NETWORK ELEMENTS - Alabama							Attachment: 2		Exhibit: C						
CATEGORY	RATE ELEMENTS	Interim	Zone	BCS	USOC	RATES(\$)	Svc Order Submitted Elec per LSR	Svc Order Submitted Manually per LSR	Incremental Charge - Manual Svc Order vs. Electronic-1st	Incremental Charge - Manual Svc Order vs. Electronic-Add'l	Incremental Charge - Manual Svc Order vs. Electronic-Disc 1st	Incremental Charge - Manual Svc Order vs. Electronic-Disc Add'l			
													Rec	Nonrecurring	
										SOME C	SOMAN	SOMAN	SOMAN	SOMAN	SOMAN
	4W DS1 Digital Loop/4W ISDN DS1 Digital Trunk Port - UNE Zone 3		3	UEPPP		398.85									
UNE Loop Rates															
	4-Wire DS1 Digital Loop - UNE Zone 1		1	UEPPP	USL4P	82.55									
	4-Wire DS1 Digital Loop - UNE Zone 2		2	UEPPP	USL4P	154.18									
	4-Wire DS1 Digital Loop - UNE Zone 3		3	UEPPP	USL4P	314.52									
UNE Port Rate															
	Exchange Ports - 4-Wire ISDN DS1 Port			UEPPP	UEPPP	84.32	456.28	259.10	123.88	31.77		15.66			
NONRECURRING CHARGES - CURRENTLY COMBINED															
	4-Wire DS1 Digital Loop / 4-Wire ISDN DS1 Digital Trunk Port Combination - Conversion -Switch-as-is			UEPPP	USACP	0.00	119.07	78.56				15.66			
ADDITIONAL NRCs															
	4-Wire DS1 Loop/4-W ISDN Digtl Trk Port - Subsqct Actvy-Inward/two way Tel Nos. (except NC)			UEPPP	PR7TF			0.49							
	4-Wire DS1 Loop / 4-Wire ISDN DS1 Digital Trunk Port - Outward Tel Numbers (All States except NC)			UEPPP	PR7TO			11.51							
	4-Wire DS1 Loop / 4-Wire ISDN DS1 Digital Trk Port - Subsequent Inward Tel Numbers			UEPPP	PR7ZT			23.02							
LOCAL NUMBER PORTABILITY															
	Local Number Portability (1 per port)			UEPPP	LNPCN	1.75									
INTERFACE (Provsioning Only)															
	Voice/Data			UEPPP	PR71V	0.00	0.00	0.00							
	Digital Data			UEPPP	PR71D	0.00	0.00	0.00							
	Inward Data			UEPPP	PR71E	0.00	0.00	0.00							
New or Additional "B" Channel															
	New or Additional - Voice/Data B Channel			UEPPP	PR7BV	0.00	14.53								
	New or Additional - Digital Data B Channel			UEPPP	PR7BF	0.00	14.53								
	New or Additional Inward Data B Channel			UEPPP	PR7BD	0.00	14.53								
CALL TYPES															
	Inward			UEPPP	PR7C1	0.00	0.00	0.00							
	Outward			UEPPP	PR7C0	0.00	0.00	0.00							
	Two-way			UEPPP	PR7CC	0.00	0.00	0.00							
Interoffice Channel Mileage															
	Fixed Each Including First Mile			UEPPP	1LN1A	60.34	89.27	81.81	16.35	14.44		15.66			
	Each Airline-Fractional Additional Mile			UEPPP	1LN1B	0.18									
4-WIRE DS1 DIGITAL LOOP WITH 4-WIRE DDITS TRUNK PORT															
UNE Port/Loop Combination Rates															
	4W DS1 Digital Loop/4W DDITS Trunk Port - UNE Zone 1		1	UEPDC		142.64									
	4W DS1 Digital Loop/4W DDITS Trunk Port - UNE Zone 2		2	UEPDC		214.26									
	4W DS1 Digital Loop/4W DDITS Trunk Port - UNE Zone 3		3	UEPDC		374.61									
UNE Loop Rates															
	4-Wire DS1 Digital Loop - UNE Zone 1		1	UEPDC	USLDC	82.55									
	4-Wire DS1 Digital Loop - UNE Zone 2		2	UEPDC	USLDC	154.18									
	4-Wire DS1 Digital Loop - UNE Zone 3		3	UEPDC	USLDC	314.52									
UNE Port Rate															
	4-Wire DDITS Digital Trunk Port			UEPDC	UDD1T	60.09	454.49	253.23	117.29	14.17		15.66			
NONRECURRING CHARGES - CURRENTLY COMBINED															
	4-Wire DS1 Digital Loop / 4-Wire DDITS Trunk Port Combination - Switch-as-is			UEPDC	USAC4		129.49	67.02				15.66			
	4-Wire DS1 Digital Loop / 4-Wire DDITS Trunk Port Combination - Conversion with DS1 Changes			UEPDC	USAWA		129.49	67.02				15.66			
	4-Wire DS1 Digital Loop / 4-Wire DDITS Trunk Port Combination - Conversion with Change - Trunk			UEPDC	USAWB		129.49	67.02				15.66			
ADDITIONAL NRCs															
	4-Wire DS1 Loop / 4-Wire DDITS Trunk Port - NRC - Subsequent Channel Activation/Chan - 2-Way Trunk			UEPDC	UDTTA		14.48	14.48				15.66			
	4-Wire DS1 Loop / 4-Wire DDITS Trunk Port - Subsequent Channel Activation/Chan - 1-Way Outward Trunk			UEPDC	UDTTB		14.48	14.48				15.66			

UNBUNDLED NETWORK ELEMENTS - Alabama										Attachment: 2		Exhibit: C				
CATEGORY	RATE ELEMENTS	Interim	Zone	BCS	USOC	RATES(\$)	Svc Order Submitted Elec per LSR	Svc Order Submitted Manually per LSR	Incremental Charge - Manual Svc Order vs. Electronic-1st	Incremental Charge - Manual Svc Order vs. Electronic-Add'l	Incremental Charge - Manual Svc Order vs. Electronic-Disc 1st	Incremental Charge - Manual Svc Order vs. Electronic-Disc Add'l				
													Rec	Nonrecurring		Nonrecurring Disconnect
							First	Add'l	First	Add'l	SOMEK	SOMAN	SOMAN	SOMAN	SOMAN	SOMAN
	2-Wire VG Loop/2-Wire Voice Grade Port (Centrex)Port Combo - Non-Design		3	UEP9D		34.80										
UNE Port/Loop Combination Rates (Design)																
	2-Wire VG Loop/2-Wire Voice Grade Port (Centrex) Port Combo - Design		1	UEP9D		15.53										
	2-Wire VG Loop/2-Wire Voice Grade Port (Centrex)Port Combo - Design		2	UEP9D		24.00										
	2-Wire VG Loop/2-Wire Voice Grade Port (Centrex)Port Combo - Design		3	UEP9D		37.29										
UNE Loop Rate																
	2-Wire Voice Grade Loop (SL 1) - Zone 1		1	UEP9D	UECS1	11.55										
	2-Wire Voice Grade Loop (SL 1) - Zone 2		2	UEP9D	UECS1	20.04										
	2-Wire Voice Grade Loop (SL 1) - Zone 3		3	UEP9D	UECS1	33.65										
	2-Wire Voice Grade Loop (SL 2) - Zone 1		1	UEP9D	UECS2	14.38										
	2-Wire Voice Grade Loop (SL 2) - Zone 2		2	UEP9D	UECS2	22.85										
	2-Wire Voice Grade Loop (SL 2) - Zone 3		3	UEP9D	UECS2	36.14										
UNE Port Rate																
ALL STATES																
	2-Wire Voice Grade Port (Centrex) Basic Local Area			UEP9D	UEPYA	1.15	40.19	19.83	24.91	6.63		15.66				
	2-Wire Voice Grade Port (Centrex 800 termination)Basic Local Area			UEP9D	UEPYB	1.15	40.19	19.83	24.91	6.63		15.66				
	2-Wire Voice Grade Port (Centrex / EBS-PSET)3Basic Local Area			UEP9D	UEPYC	1.15	40.19	19.83	24.91	6.63		15.66				
	2-Wire Voice Grade Port (Centrex / EBS-M5009)3Basic Local Area			UEP9D	UEPYD	1.15	40.19	19.83	24.91	6.63		15.66				
	2-Wire Voice Grade Port (Centrex / EBS-M5209)3 Basic Local Area			UEP9D	UEPYE	1.15	40.19	19.83	24.91	6.63		15.66				
	2-Wire Voice Grade Port (Centrex / EBS-M5112)3 Basic Local Area			UEP9D	UEPYF	1.15	40.19	19.83	24.91	6.63		15.66				
	2-Wire Voice Grade Port (Centrex / EBS-M5312)3Basic Local Area			UEP9D	UEPYG	1.15	40.19	19.83	24.91	6.63		15.66				
	2-Wire Voice Grade Port (Centrex / EBS-M5008)3 Basic Local Area			UEP9D	UEPYT	1.15	40.19	19.83	24.91	6.63		15.66				
	2-Wire Voice Grade Port (Centrex / EBS-M5208)3 Basic Local Area			UEP9D	UEPYU	1.15	40.19	19.83	24.91	6.63		15.66				
	2-Wire Voice Grade Port (Centrex / EBS-M5216)3 Basic Local Area			UEP9D	UEPYV	1.15	40.19	19.83	24.91	6.63		15.66				
	2-Wire Voice Grade Port (Centrex / EBS-M5316)3 Basic Local Area			UEP9D	UEPY3	1.15	40.19	19.83	24.91	6.63		15.66				
	2-Wire Voice Grade Port (Centrex with Caller ID) Basic Local Area			UEP9D	UEPYH	1.15	40.19	19.83	24.91	6.63		15.66				
	2-Wire Voice Grade Port (Centrex/Caller ID/Msg Wtg Lamp Indication))3 Basic Local Area			UEP9D	UEPYW	1.15	40.19	19.83	24.91	6.63		15.66				
	2-Wire Voice Grade Port (Centrex/Msg Wtg Lamp Indication))3 Basic Local Area			UEP9D	UEPYJ	1.15	40.19	19.83	24.91	6.63		15.66				
	2-Wire Voice Grade Port (Centrex from diff Serving Wire Center) 2 Basic Local Area			UEP9D	UEPYM	1.15	90.38	57.27	48.66	8.77		15.66				
	2-Wire Voice Grade Port (Centrex/differ SWC /EBS-PSET)2, 3 Basic Local Area			UEP9D	UEPYO	1.15	90.38	57.27	48.66	8.77		15.66				
	2-Wire Voice Grade Port (Centrex/differ SWC /EBS-M5009)2, 3 Basic Local Area			UEP9D	UEPYP	1.15	90.38	57.27	48.66	8.77		15.66				
	2-Wire Voice Grade Port (Centrex/differ SWC /EBS-5209)2, 3 Basic Local Area			UEP9D	UEPYQ	1.15	90.38	57.27	48.66	8.77		15.66				
	2-Wire Voice Grade Port (Centrex/differ SWC /EBS-M5112)2, 3 Basic Local Area			UEP9D	UEPYR	1.15	90.38	57.27	48.66	8.77		15.66				
	2-Wire Voice Grade Port (Centrex/differ SWC /EBS-M5312)2, 3 Basic Local Area			UEP9D	UEPYS	1.15	90.38	57.27	48.66	8.77		15.66				
	2-Wire Voice Grade Port (Centrex/differ SWC /EBS-M5008)2, 3 Basic Local Area			UEP9D	UEPY4	1.15	90.38	57.27	48.66	8.77		15.66				

UNBUNDLED NETWORK ELEMENTS - Alabama										Attachment: 2		Exhibit: C			
CATEGORY	RATE ELEMENTS	Interim	Zone	BCS	USOC	RATES(\$)	Svc Order Submitted Elec per LSR	Svc Order Submitted Manually per LSR	Incremental Charge - Manual Svc Order vs. Electronic-1st	Incremental Charge - Manual Svc Order vs. Electronic-Add'l	Incremental Charge - Manual Svc Order vs. Electronic-Disc 1st	Incremental Charge - Manual Svc Order vs. Electronic-Disc Add'l			
													Rec	Nonrecurring	
										SOMEc	SOMAN	SOMAN	SOMAN	SOMAN	SOMAN
	2-Wire Voice Grade Port (Centrex/differ SWC /EBS-M5208)2, 3 Basic Local Area			UEP9D	UEPY5	1.15	90.38	57.27	48.66	8.77	15.66				
	2-Wire Voice Grade Port (Centrex/differ SWC /EBS-M5216)2, 3 Basic Local Area			UEP9D	UEPY6	1.15	90.38	57.27	48.66	8.77	15.66				
	2-Wire Voice Grade Port (Centrex/differ SWC /EBS-M5316)2, 3 Basic Local Area			UEP9D	UEPY7	1.15	90.38	57.27	48.66	8.77	15.66				
	2-Wire Voice Grade Port, Diff Serving Wire Center - 800 Service Term			UEP9D	UEPYZ	1.15	90.38	57.27	48.66	8.77	15.66				
	2-Wire Voice Grade Port terminated in on Megalink or equivalent Basic Local Area			UEP9D	UEPY9	1.15	40.19	19.83	24.91	6.63	15.66				
	2-Wire Voice Grade Port Terminated on 800 Service Term Basic Local Area			UEP9D	UEPY2	1.15	40.19	19.83	24.91	6.63	15.66				
	AL, KY, LA, MS, SC, & TN Only														
	2-Wire Voice Grade Port (Centrex)			UEP9D	UEPQA	1.15	40.19	19.83	24.91	6.63	15.66				
	2-Wire Voice Grade Port (Centrex 800 termination)			UEP9D	UEPQB	1.15	40.19	19.83	24.91	6.63	15.66				
	2-Wire Voice Grade Port (Centrex / EBS-PSET)3			UEP9D	UEPQC	1.15	40.19	19.83	24.91	6.63	15.66				
	2-Wire Voice Grade Port (Centrex / EBS-M5009)3			UEP9D	UEPQD	1.15	40.19	19.83	24.91	6.63	15.66				
	2-Wire Voice Grade Port (Centrex / EBS-M5209)3			UEP9D	UEPQE	1.15	40.19	19.83	24.91	6.63	15.66				
	2-Wire Voice Grade Port (Centrex / EBS-M5112)3			UEP9D	UEPQF	1.15	40.19	19.83	24.91	6.63	15.66				
	2-Wire Voice Grade Port (Centrex / EBS-M5312)3			UEP9D	UEPQG	1.15	40.19	19.83	24.91	6.63	15.66				
	2-Wire Voice Grade Port (Centrex / EBS-M5008)3			UEP9D	UEPQT	1.15	40.19	19.83	24.91	6.63	15.66				
	2-Wire Voice Grade Port (Centrex / EBS-M5208)3			UEP9D	UEPQU	1.15	40.19	19.83	24.91	6.63	15.66				
	2-Wire Voice Grade Port (Centrex / EBS-M5216)3			UEP9D	UEPQV	1.15	40.19	19.83	24.91	6.63	15.66				
	2-Wire Voice Grade Port (Centrex / EBS-M5316)3			UEP9D	UEPQ3	1.15	40.19	19.83	24.91	6.63	15.66				
	2-Wire Voice Grade Port (Centrex with Caller ID)			UEP9D	UEPQH	1.15	40.19	19.83	24.91	6.63	15.66				
	2-Wire Voice Grade Port (Centrex/Caller ID/Msg Wtg Lamp Indication)3			UEP9D	UEPQW	1.15	40.19	19.83	24.91	6.63	15.66				
	2-Wire Voice Grade Port (Centrex/Msg Wtg Lamp Indication)3			UEP9D	UEPQJ	1.15	40.19	19.83	24.91	6.63	15.66				
	2-Wire Voice Grade Port (Centrex from diff Serving Wire Center) 2			UEP9D	UEPQM	1.15	90.38	57.27	48.66	8.77	15.66				
	2-Wire Voice Grade Port (Centrex/differ SWC /EBS-PSET)2, 3			UEP9D	UEPQO	1.15	90.38	57.27	48.66	8.77	15.66				
	2-Wire Voice Grade Port (Centrex/differ SWC /EBS-M5009)2, 3			UEP9D	UEPQP	1.15	90.38	57.27	48.66	8.77	15.66				
	2-Wire Voice Grade Port (Centrex/differ SWC /EBS-5209)2, 3			UEP9D	UEPQQ	1.15	90.38	57.27	48.66	8.77	15.66				
	2-Wire Voice Grade Port (Centrex/differ SWC /EBS-M5112)2, 3			UEP9D	UEPQR	1.15	90.38	57.27	48.66	8.77	15.66				
	2-Wire Voice Grade Port (Centrex/differ SWC /EBS-M5312)2, 3			UEP9D	UEPQS	1.15	90.38	57.27	48.66	8.77	15.66				
	2-Wire Voice Grade Port (Centrex/differ SWC /EBS-M5008)2, 3			UEP9D	UEPQ4	1.15	90.38	57.27	48.66	8.77	15.66				
	2-Wire Voice Grade Port (Centrex/differ SWC /EBS-M5208)2, 3			UEP9D	UEPQ5	1.15	90.38	57.27	48.66	8.77	15.66				
	2-Wire Voice Grade Port (Centrex/differ SWC /EBS-M5216)2, 3			UEP9D	UEPQ6	1.15	90.38	57.27	48.66	8.77	15.66				
	2-Wire Voice Grade Port (Centrex/differ SWC /EBS-M5316)2, 3			UEP9D	UEPQ7	1.15	90.38	57.27	48.66	8.77	15.66				
	2-Wire Voice Grade Port, Diff Serving Wire Center - 800 Service Term			UEP9D	UEPQZ	1.15	90.38	57.27	48.66	8.77	15.66				
	2-Wire Voice Grade Port terminated in on Megalink or equivalent			UEP9D	UEPQ9	1.15	40.19	19.83	24.91	6.63	15.66				
	2-Wire Voice Grade Port Terminated on 800 Service Term			UEP9D	UEPQ2	1.15	40.19	19.83	24.91	6.63	15.66				
	Local Switching														
	Centrex Intercom Funtionality, per port			UEP9D	URECS	0.5488									
	Local Number Portability														
	Local Number Portability (1 per port)			UEP9D	LNPC	0.35									
	Features														
	All Standard Features Offered, per port			UEP9D	UEPVF	1.98									
	All Select Features Offered, per port			UEP9D	UEPVS	0.00	405.52								
	All Centrex Control Features Offered, per port			UEP9D	UEPVC	1.98									

UNBUNDLED NETWORK ELEMENTS - Alabama							Attachment: 2		Exhibit: C							
CATEGORY	RATE ELEMENTS	Interim	Zone	BCS	USOC	RATES(\$)	Svc Order Submitted Elec per LSR	Svc Order Submitted Manually per LSR	Incremental Charge - Manual Svc Order vs. Electronic-1st	Incremental Charge - Manual Svc Order vs. Electronic-Add'l	Incremental Charge - Manual Svc Order vs. Electronic-Disc 1st	Incremental Charge - Manual Svc Order vs. Electronic-Disc Add'l				
													Rec	Nonrecurring		Nonrecurring Disconnect
										SOMEc	SOMAN	SOMAN	SOMAN	SOMAN	SOMAN	
NARS																
	Unbundled Network Access Register - Combination			UEP9D	UARCX	0.00		0.00	0.00							
	Unbundled Network Access Register - Inward			UEP9D	UAR1X	0.00		0.00	0.00							
	Unbundled Network Access Register - Outdial			UEP9D	UAROx	0.00		0.00	0.00							
	Miscellaneous Terminations															
	2-Wire Trunk Side															
	Trunk Side Terminations, each			UEP9D	CEND6	8.05		119.31	18.74	59.90	3.76		15.66			
	4-Wire Digital (1.544 Megabits)															
	DS1 Circuit Terminations, each			UEP9D	M1HD1	60.09		202.02	95.69	72.59	2.46		15.66			
	DS0 Channels Activated per Channel			UEP9D	M1HDO	0.00		14.46					15.66			
	Interoffice Channel Mileage - 2-Wire															
	Interoffice Channel Facilities Termination			UEP9D	MIGBC	21.13		40.54	27.41	16.74	6.90		15.66			
	Interoffice Channel mileage, per mile or fraction of mile			UEP9D	MIGBM	0.008838										
	Feature Activations (DS0) Centrex Loops on Channelized DS1 Service															
	D4 Channel Bank Feature Activations															
	Feature Activation on D-4 Channel Bank Centrex Loop Slot			UEP9D	1PQWS	0.56										
	Feature Activation on D-4 Channel Bank FX line Side Loop Slot			UEP9D	1PQW6	0.56										
	Feature Activation on D-4 Channel Bank FX Trunk Side Loop Slot			UEP9D	1PQW7	0.56										
	Feature Activation on D-4 Channel Bank Centrex Loop Slot - Different Wire Center			UEP9D	1PQWP	0.56										
	Feature Activation on D-4 Channel Bank Private Line Loop Slot			UEP9D	1PQWV	0.56										
	Feature Activation on D-4 Channel Bank Tjje Line/Trunk Loop Slot			UEP9D	1PQWQ	0.56										
	Feature Activation on D-4 Channel Bank WATS Loop Slot			UEP9D	1PQWA	0.56										
	Non-Recurring Charges (NRC) Associated with UNE-P Centrex															
	NRC Conversion Currently Combined Switch-As-Is with allowed changes, per port			UEP9D	USAC2			0.10	0.10				15.66			
	Conversion of existing Centrex Common Block, each			UEP9D	USACN			37.75	16.58				15.66			
	New Centrex Standard Common Block			UEP9D	M1ACS	0.00		667.21					15.66			
	New Centrex Customized Common Block			UEP9D	M1ACC	0.00		667.21					15.66			
	NAR Establishment Charge, Per Occasion			UEP9D	URECA	0.00		72.73					15.66			
	UNE-P CENTREX - EWSD (Valid in AL, FL, KY, LA, MS & TN)															
	2-Wire VG Loop/2-Wire Voice Grade Port (Centrex) Combo															
	UNE Port/Loop Combination Rates (Non-Design)															
	2-Wire VG Loop/2-Wire Voice Grade Port (Centrex) Port Combo - Non-Design		1	UEP9E		12.70										
	2-Wire VG Loop/2-Wire Voice Grade Port (Centrex)Port Combo - Non-Design		2	UEP9E		21.19										
	2-Wire VG Loop/2-Wire Voice Grade Port (Centrex)Port Combo - Non-Design		3	UEP9E		34.80										
	UNE Port/Loop Combination Rates (Design)															
	2-Wire VG Loop/2-Wire Voice Grade Port (Centrex) Port Combo - Design		1	UEP9E		15.53										
	2-Wire VG Loop/2-Wire Voice Grade Port (Centrex)Port Combo - Design		2	UEP9E		24.00										
	2-Wire VG Loop/2-Wire Voice Grade Port (Centrex)Port Combo - Design		3	UEP9E		37.29										
	UNE Loop Rate															
	2-Wire Voice Grade Loop (SL 1) - Zone 1		1	UEP9E	UECS1	11.55										
	2-Wire Voice Grade Loop (SL 1) - Zone 2		2	UEP9E	UECS1	20.04										
	2-Wire Voice Grade Loop (SL 1) - Zone 3		3	UEP9E	UECS1	33.65										
	2-Wire Voice Grade Loop (SL 2) - Zone 1		1	UEP9E	UECS2	14.38										
	2-Wire Voice Grade Loop (SL 2) - Zone 2		2	UEP9E	UECS2	22.85										
	2-Wire Voice Grade Loop (SL 2) - Zone 3		3	UEP9E	UECS2	36.14										
	UNE Port Rate															
	AL, FL, KY, LA, MS, & TN only															

UNBUNDLED NETWORK ELEMENTS - Alabama										Attachment: 2		Exhibit: C			
CATEGORY	RATE ELEMENTS	Interim	Zone	BCS	USOC	RATES(\$)	Svc Order Submitted Elec per LSR	Svc Order Submitted Manually per LSR	Incremental Charge - Manual Svc Order vs. Electronic-1st	Incremental Charge - Manual Svc Order vs. Electronic-Add'l	Incremental Charge - Manual Svc Order vs. Electronic-Disc 1st	Incremental Charge - Manual Svc Order vs. Electronic-Disc Add'l			
													Rec	Nonrecurring	
							First	Add'l	First	Add'l	SOMEK	SOMAN	SOMAN	SOMAN	SOMAN
	2-Wire Voice Grade Port (Centrex) Basic Local Area			UEP9E	UEPYA	1.15	40.19	19.83	24.91	6.63		15.66			
	2-Wire Voice Grade Port (Centrex 800 termination)Basic Local Area			UEP9E	UEPYB	1.15	40.19	19.83	24.91	6.63		15.66			
	2-Wire Voice Grade Port (Centrex with Caller ID)1Basic Local Area			UEP9E	UEPYH	1.15	40.19	19.83	24.91	6.63		15.66			
	2-Wire Voice Grade Port (Centrex from diff Serving Wire Center)2 Basic Local Area			UEP9E	UEPYM	1.15	90.38	57.27	48.66	8.77		15.66			
	2-Wire Voice Grade Port, Diff Serving Wire Center - 800 Service Term - Basic Local Area			UEP9E	UEPYZ	1.15	90.38	57.27	48.66	8.77		15.66			
	2-Wire Voice Grade Port terminated in on Megalink or equivalent - Basic Local Area			UEP9E	UEPY9	1.15	40.19	19.83	24.91	6.63		15.66			
	2-Wire Voice Grade Port Terminated on 800 Service Term - Basic Local Area			UEP9E	UEPY2	1.15	40.19	19.83	24.91	6.63		15.66			
	AL, KY, LA, MS, & TN Only														
	2-Wire Voice Grade Port (Centrex)			UEP9E	UEPQA	1.15	40.19	19.83	24.91	6.63		15.66			
	2-Wire Voice Grade Port (Centrex 800 termination)			UEP9E	UEPQB	1.15	40.19	19.83	24.91	6.63		15.66			
	2-Wire Voice Grade Port (Centrex with Caller ID)1			UEP9E	UEPQH	1.15	40.19	19.83	24.91	6.63		15.66			
	2-Wire Voice Grade Port (Centrex from diff Serving Wire Center)2			UEP9E	UEPQM	1.15	90.38	57.27	48.66	8.77		15.66			
	2-Wire Voice Grade Port, Diff Serving Wire Center - 800 Service Term			UEP9E	UEPQZ	1.15	90.38	57.27	48.66	8.77		15.66			
	2-Wire Voice Grade Port terminated in on Megalink or equivalent			UEP9E	UEPQ9	1.15	40.19	19.83	24.91	6.63		15.66			
	2-Wire Voice Grade Port Terminated on 800 Service Term			UEP9E	UEPQ2	1.15	40.19	19.83	24.91	6.63		15.66			
	Local Switching														
	Centrex Intercom Funtionality, per port			UEP9E	URECS	0.5488									
	Local Number Portability														
	Local Number Portability (1 per port)			UEP9E	LNPC	0.35									
	Features														
	All Standard Features Offered, per port			UEP9E	UEPVF	1.98									
	All Select Features Offered, per port			UEP9E	UEPVS	0.00	405.52								
	All Centrex Control Features Offered, per port			UEP9E	UEPVC	1.98									
	NARS														
	Unbundled Network Access Register - Combination			UEP9E	UARCX	0.00	0.00	0.00							
	Unbundled Network Access Register - Indial			UEP9E	UAR1X	0.00	0.00	0.00							
	Unbundled Network Access Register - Outdial			UEP9E	UARO	0.00	0.00	0.00							
	Miscellaneous Terminations														
	2-Wire Trunk Side														
	Trunk Side Terminations, each			UEP9E	CEND6	8.05	119.31	18.74	59.90	3.76		15.66			
	4-Wire Digital (1.544 Megabits)														
	DS1 Circuit Terminations, each			UEP9E	M1HD1	60.09	202.02	95.69	72.59	2.46		15.66			
	DS0 Channel Activated Per Channel			UEP9E	M1HDO	0.00	14.46					15.66			
	Interoffice Channel Mileage - 2-Wire														
	Interoffice Channel Facilities Termination			UEP9E	MIGBC	21.13	40.54	27.41	16.74	6.90		15.66			
	Interoffice Channel mileage, per mile or fraction of mile			UEP9E	MIGBM	0.008838									
	Feature Activations (DS0) Centrex Loops on Channelized DS1 Service														
	D4 Channel Bank Feature Activations														
	Feature Activation on D-4 Channel Bank Centrex Loop Slot			UEP9E	1PQWS	0.56									
	Feature Activation on D-4 Channel Bank FX line Side Loop Slot			UEP9E	1PQW6	0.56									
	Feature Activation on D-4 Channel Bank FX Trunk Side Loop Slot			UEP9E	1PQW7	0.56									
	Feature Activation on D-4 Channel Bank Centrex Loop Slot - Different Wire Center			UEP9E	1PQWP	0.56									
	Feature Activation on D-4 Channel Bank Private Line Loop Slot			UEP9E	1PQWV	0.56									
	Feature Activation on D-4 Channel Bank Tjie Line/Trunk Loop Slot			UEP9E	1PQWQ	0.56									
	Feature Activation on D-4 Channel Bank WATS Loop Slot			UEP9E	1PQWA	0.56									

UNBUNDLED NETWORK ELEMENTS - Alabama										Attachment: 2		Exhibit: C	
CATEGORY	RATE ELEMENTS	Interim	Zone	BCS	USOC	RATES(\$)	Svc Order Submitted Elec per LSR	Svc Order Submitted Manually per LSR	Incremental Charge - Manual Svc Order vs. Electronic-1st	Incremental Charge - Manual Svc Order vs. Electronic-Add'l	Incremental Charge - Manual Svc Order vs. Electronic-Disc 1st	Incremental Charge - Manual Svc Order vs. Electronic-Disc Add'l	
													Rec
Non-Recurring Charges (NRC) Associated with UNE-P Centrex													
	NRC Conversion Currently Combined Switch-As-Is with allowed changes, per port			UEP9E	USAC2	0.10		0.10					
	Conversion of Existing Centrex Common Block, each			UEP9E	USACN	37.75		16.58					
	New Centrex Standard Common Block			UEP9E	M1ACS	0.00		667.21					
	New Centrex Customized Common Block			UEP9E	M1ACC	0.00		667.21					
	NAR Establishment Charge, Per Occasion			UEP9E	URECA	0.00		72.73					
UNE-P CENTREX - DCO - Valid in AL, KY, LA, MS, & TN													
2-Wire VG Loop/2-Wire Voice Grade Port (Centrex) Combo													
UNE Port/Loop Combination Rates (Non-Design)													
	2-Wire VG Loop/2-Wire Voice Grade Port (Centrex) Port Combo - Non-Design		1	UEP93		12.70							
	2-Wire VG Loop/2-Wire Voice Grade Port (Centrex)Port Combo - Non-Design		2	UEP93		21.19							
	2-Wire VG Loop/2-Wire Voice Grade Port (Centrex)Port Combo - Non-Design		3	UEP93		34.80							
UNE Port/Loop Combination Rates (Design)													
	2-Wire VG Loop/2-Wire Voice Grade Port (Centrex) Port Combo - Design		1	UEP93		15.53							
	2-Wire VG Loop/2-Wire Voice Grade Port (Centrex)Port Combo - Design		2	UEP93		24.00							
	2-Wire VG Loop/2-Wire Voice Grade Port (Centrex)Port Combo - Design		3	UEP93		37.29							
UNE Loop Rate													
	2-Wire Voice Grade Loop (SL 1) - Zone 1		1	UEP93	UECS1	11.55							
	2-Wire Voice Grade Loop (SL 1) - Zone 2		2	UEP93	UECS1	20.04							
	2-Wire Voice Grade Loop (SL 1) - Zone 3		3	UEP93	UECS1	33.65							
	2-Wire Voice Grade Loop (SL 2) - Zone 1		1	UEP93	UECS2	14.38							
	2-Wire Voice Grade Loop (SL 2) - Zone 2		2	UEP93	UECS2	22.85							
	2-Wire Voice Grade Loop (SL 2) - Zone 3		3	UEP93	UECS2	36.14							
UNE Port Rate													
AL, KY, LA, MS, & TN only													
	2-Wire Voice Grade Port (Centrex) Basic Local Area			UEP93	UEPYA	1.15	40.19	19.83	24.91	6.63		15.66	
	2-Wire Voice Grade Port (Centrex 800 termination)Basic Local Area			UEP93	UEPYB	1.15	40.19	19.83	24.91	6.63		15.66	
	2-Wire Voice Grade Port (Centrex with Caller ID)1Basic Local Area			UEP93	UEPYH	1.15	40.19	19.83	24.91	6.63		15.66	
	2-Wire Voice Grade Port (Centrex from diff Serving Wire Center)2 Basic Local Area			UEP93	UEPYM	1.15	90.38	57.27	48.66	8.77		15.66	
	2-Wire Voice Grade Port, Diff Serving Wire Center - 800 Service Term - Basic Local Area			UEP93	UEPYZ	1.15	90.38	57.27	48.66	8.77		15.66	
	2-Wire Voice Grade Port terminated in on Megalink or equivalent - Basic Local Area			UEP93	UEPY9	1.15	40.19	19.83	24.91	6.63		15.66	
	2-Wire Voice Grade Port Terminated on 800 Service Term - Basic Local Area			UEP93	UEPY2	1.15	40.19	19.83	24.91	6.63		15.66	
	2-Wire Voice Grade Port (Centrex)			UEP93	UEPQA	1.15	40.19	19.83	24.91	6.63		15.66	
	2-Wire Voice Grade Port (Centrex 800 termination)			UEP93	UEPQB	1.15	40.19	19.83	24.91	6.63		15.66	
	2-Wire Voice Grade Port (Centrex with Caller ID)1			UEP93	UEPQH	1.15	40.19	19.83	24.91	6.63		15.66	
	2-Wire Voice Grade Port (Centrex from diff Serving Wire Center)2			UEP93	UEPQM	1.15	90.38	57.27	48.66	8.77		15.66	
	2-Wire Voice Grade Port, Diff Serving Wire Center - 800 Service Term			UEP93	UEPQZ	1.15	90.38	57.27	48.66	8.77		15.66	
	2-Wire Voice Grade Port terminated in on Megalink or equivalent			UEP93	UEPQ9	1.15	40.19	19.83	24.91	6.63		15.66	
	2-Wire Voice Grade Port Terminated on 800 Service Term			UEP93	UEPQ2	1.15	40.19	19.83	24.91	6.63		15.66	
Local Switching													
	Centrex Intercom Funtionality, per port			UEP93	URECS	0.5488							
Local Number Portability													
	Local Number Portability (1 per port)			UEP93	LNPCC	0.35							

UNBUNDLED NETWORK ELEMENTS - Alabama										Attachment: 2		Exhibit: C	
CATEGORY	RATE ELEMENTS	Interim	Zone	BCS	USOC	RATES(\$)	Svc Order Submitted Elec per LSR	Svc Order Submitted Manually per LSR	Incremental Charge - Manual Svc Order vs. Electronic-1st	Incremental Charge - Manual Svc Order vs. Electronic-Add'l	Incremental Charge - Manual Svc Order vs. Electronic-Disc 1st	Incremental Charge - Manual Svc Order vs. Electronic-Disc Add'l	
													Rec
										SOMEC	SOMAN	SOMAN	SOMAN
Features													
	All Standard Features Offered, per port			UEP93	UEPVF	1.98							
	All Centrex Control Features Offered, per port			UEP93	UEPVC	1.98							
NARS													
	Unbundled Network Access Register - Combination			UEP93	UARCX	0.00	0.00	0.00					
	Unbundled Network Access Register - Indial			UEP93	UAR1X	0.00	0.00	0.00					
	Unbundled Network Access Register - Outdial			UEP93	UAROX	0.00	0.00	0.00					
Miscellaneous Terminations													
2-Wire Trunk Side													
	Trunk Side Terminations, each			UEP93	CEND6	8.05	119.31	18.74	59.90	3.76	15.66		
4-Wire Digital (1.544 Megabits)													
	DS1 Circuit Terminations, each			UEP93	M1HD1	60.09	202.02	95.69	72.59	2.46	15.66		
	DS0 Channels Activated, Per Channel			UEP93	M1HDO	0.00	14.46				15.66		
Interoffice Channel Mileage - 2-Wire													
	Interoffice Channel Facilities Termination			UEP93	MIGBC	21.13	40.54	27.41	16.74	6.90	15.66		
	Interoffice Channel mileage, per mile or fraction of mile			UEP93	MIGBM	0.008838							
Feature Activations (DS0) Centrex Loops on Channelized DS1 Service													
D4 Channel Bank Feature Activations													
	Feature Activation on D-4 Channel Bank Centrex Loop Slot			UEP93	1PQWS	0.56							
	Feature Activation on D-4 Channel Bank FX Line Side Loop Slot			UEP93	1PQW6	0.56							
	Feature Activation on D-4 Channel Bank FX Trunk Side Loop Slot			UEP93	1PQW7	0.56							
	Feature Activation on D-4 Channel Bank Centrex Loop Slot - Different Wire Center			UEP93	1PQWP	0.56							
	Feature Activation on D-4 Channel Bank Private Line Loop Slot			UEP93	1PQWV	0.56							
	Feature Activation on D-4 Channel Bank Tie Line/Trunk Loop Slot			UEP93	1PQWQ	0.56							
	Feature Activation on D-4 Channel Bank WATS Loop Slot			UEP93	1PQWA	0.56							
Non-Recurring Charges (NRC) Associated with UNE-P Centrex													
	NRC Conversion Currently Combined Switch-As-Is with allowed changes, per port			UEP93	USAC2		0.10	0.10			15.66		
	Conversion of Existing Centrex Common Block, each			UEP93	USACN		37.75	16.58			15.66		
	New Centrex Standard Common Block			UEP93	M1ACS	0.00	667.21				15.66		
	New Centrex Customized Common Block			UEP93	M1ACC	0.00	667.21				15.66		
	NAR Establishment Charge, Per Occasion			UEP93	URECA	0.00	72.73				15.66		
Note 1 - Required Port for Centrex Control in 1AESS, 5ESS & EWSD													
Note 2 - Requires Interoffice Channel Mileage													
Note 3 - Requires Specific Customer Premises Equipment													
Note: Rates displaying an "R" in Interim column are interim and subject to rate true-up as set forth in General Terms and Conditions.													
Note: Where the state Commission has adopted rates for the rate elements contained herein, it is the intent of the Parties to reflect such rates in this Exhibit and to apply the same consistent with applicable													
FCC and Commission rules and orders.													

UNBUNDLED NETWORK ELEMENTS - Florida										Attachment: 2		Exhibit: C				
CATEGORY	RATE ELEMENTS	Interim	Zone	BCS	USOC	RATES(\$)	Svc Order Submitted Elec per LSR	Svc Order Submitted Manually per LSR	Incremental Charge - Manual Svc Order vs. Electronic-1st	Incremental Charge - Manual Svc Order vs. Electronic-Add'l	Incremental Charge - Manual Svc Order vs. Electronic-Disc 1st	Incremental Charge - Manual Svc Order vs. Electronic-Disc Add'l	OSS Rates(\$)			
													Rec	Nonrecurring First	Nonrecurring Add'l	Nonrecurring Disconnect First
The "Zone" shown in the sections for stand-alone loops or loops as part of a combination refers to Geographically Deaveraged UNE Zones. To view Geographically Deaveraged UNE Zone Designations by Central Office, refer to Internet Website: http://www.interconnection.bellsouth.com/become_a_clec/html/interconnection.htm																
OPERATIONAL SUPPORT SYSTEMS																
NOTE: (1) Electronic Service Order: CLEC should contact its contract negotiator if it prefers the state specific electronic service ordering charges as ordered by the State Commissions. The electronic service ordering charge currently contained in this rate exhibit is the BellSouth regional electronic service ordering charge. CLEC may elect either the state specific Commission ordered rates for the electronic service ordering charges, or CLEC may elect the regional electronic service ordering charge.																
NOTE: (2) Any element that can be ordered electronically will be billed according to the SOMEK rate listed in this category. Please refer to BellSouth's Business Rules for Local Ordering (BBR-LO) to determine if a product can be ordered electronically. For those elements that cannot be ordered electronically at present per the BBR-LO, the listed SOMEK rate in this category reflects the charge that would be billed to a CLEC once electronic ordering capabilities come on-line for that element. Otherwise, the manual ordering charge, SOMAN, will be applied to a CLECs bill when it submits an LSR to BellSouth.																
	Manual Service Order Charge, per LSR, Disconnect Only (FL)													1.83		
	Electronic OSS Charge, per LSR, submitted via BST's OSS interactive interfaces (Regional)							3.50								
UNE SERVICE DATE ADVANCEMENT CHARGE																
NOTE: The Expedite charge will be maintained commensurate with BellSouth's FCC No.1 Tariff, Section 5 as applicable.																
	UNE Expedite Charge per Circuit or Line Assignable USOC, per Day			ALL UNE	SDASP			200.00								
UNBUNDLED EXCHANGE ACCESS LOOP																
2-WIRE ANALOG VOICE GRADE LOOP																
	2-Wire Analog Voice Grade Loop - Service Level 1- Zone 1		1	UEANL	UEAL2	12.79	49.57	22.83	25.62	6.57				11.90		
	2-Wire Analog Voice Grade Loop - Service Level 1- Zone 2		2	UEANL	UEAL2	17.27	49.57	22.83	25.62	6.57				11.90		
	2-Wire Analog Voice Grade Loop - Service Level 1- Zone 3		3	UEANL	UEAL2	33.36	49.57	22.83	25.62	6.57				11.90		
	Unbundled Copper Loop, Non-Designed 2-Wire Voice Grade Copper Flagging - Zone 1		1	UEANL	UEQ2F	12.79	49.57	22.83	25.62	6.57				11.90		
	Unbundled Copper Loop, Non-Designed 2-Wire Voice Grade Copper Flagging - Zone 2		2	UEANL	UEQ2F	17.27	49.57	22.83	25.62	6.57				11.90		
	Unbundled Copper Loop, Non-Designed 2-Wire Voice Grade Copper Flagging - Zone 3		3	UEANL	UEQ2F	33.36	49.57	22.83	25.62	6.57				11.90		
	Engineering Information Document (EI)			UEANL	UEANM		12.28	12.28								
	Unbundled Miscellaneous Rate Element, CLEC Conversion, UVL-SL1 Loop on Copper to UVL-SL1 Flagging			UEANL	UREGG		4.1845	0.6042								
	Loop Testing - Basic 1st Half Hour			UEANL	URET1		77.09							11.90		
	Loop Testing - Basic Additional Half Hour			UEANL	URETA		33.12							11.90		
	CLEC to CLEC Conversion Charge Without Outside Dispatch (UVL-SL1)			UEANL	UREWO		15.78	8.94						11.90		
	Engineering Information Document (EI)			UEANL	UEANM		12.28	12.28								
	Manual Order Coordination for UVL-SL1s (per loop)			UEANL	UEAMC		9.00	9.00								
	Order Coordination for Specified Conversion Time for UVL-SL1 (per LSR)			UEANL	OCOSL		23.02	23.02								
2-WIRE Unbundled COPPER LOOP																
	2-Wire Unbundled Copper Loop - Non-Designed Zone 1	I	1	UEQ	UEQ2X	13.83	41.64	19.02	19.65	5.09				11.90		
	2 Wire Unbundled Copper Loop - Non-Designed - Zone 2	I	2	UEQ	UEQ2X	15.29	41.64	19.02	19.65	5.09				11.90		
	2 Wire Unbundled Copper Loop - Non-Designed - Zone 3	I	3	UEQ	UEQ2X	20.29	41.64	19.02	19.65	5.09				11.90		
	Order Coordination 2 Wire Unbundled Copper Loop - Non-Designed (per loop)			UEQ	USBMC		9.00	9.00								
	Engineering Information Document			UEQ			12.28	12.28						11.90		
	Loop Testing - Basic 1st Half Hour			UEQ	URET1		77.09							11.90		
	Loop Testing - Basic Additional Half Hour			UEQ	URETA		33.12							11.90		
	CLEC to CLEC Conversion Charge Without Outside Dispatch (UCL-ND)			UEQ	UREWO		14.27	7.43						11.90		
UNBUNDLED EXCHANGE ACCESS LOOP																
2-WIRE ANALOG VOICE GRADE LOOP																
	2-Wire Analog Voice Grade Loop - Service Level 2 w/Loop or Ground Start Signaling - Zone 1		1	UEA	UEAL2	14.50	135.75	82.47	63.53	12.01				11.90		
	2-Wire Analog Voice Grade Loop - Service Level 2 w/Loop or Ground Start Signaling - Zone 2		2	UEA	UEAL2	19.57	135.75	82.47	63.53	12.01				11.90		
	2-Wire Analog Voice Grade Loop - Service Level 2 w/Loop or Ground Start Signaling - Zone 3		3	UEA	UEAL2	37.82	135.75	82.47	63.53	12.01				11.90		
	Order Coordination for Specified Conversion Time (per LSR)			UEA	OCOSL		23.02									
	2-Wire Analog Voice Grade Loop - Service Level 2 w/Reverse Battery Signaling - Zone 1		1	UEA	UEAR2	14.50	135.75	82.47	63.53	12.01				11.90		

UNBUNDLED NETWORK ELEMENTS - Florida

UNBUNDLED NETWORK ELEMENTS - Florida							Attachment: 2		Exhibit: C							
CATEGORY	RATE ELEMENTS	Interim	Zone	BCS	USOC	RATES(\$)	Svc Order Submitted Elec per LSR	Svc Order Submitted Manually per LSR	Incremental Charge - Manual Svc Order vs. Electronic-1st	Incremental Charge - Manual Svc Order vs. Electronic-Add'l	Incremental Charge - Manual Svc Order vs. Electronic-Disc 1st	Incremental Charge - Manual Svc Order vs. Electronic-Disc Add'l				
													Rec	Nonrecurring		Nonrecurring Disconnect
										SOMEc	SOMAN	SOMAN	SOMAN	SOMAN	SOMAN	
	2-Wire Analog Voice Grade Loop - Service Level 2 w/Reverse Battery Signaling - Zone 2		2	UEA	UEAR2	19.57		135.75	82.47	63.53	12.01					
	2-Wire Analog Voice Grade Loop - Service Level 2 w/Reverse Battery Signaling - Zone 3		3	UEA	UEAR2	37.82		135.75	82.47	63.53	12.01					
	Order Coordination for Specified Conversion Time (per LSR)			UEA	OCOSL			23.02								
	CLEC to CLEC Conversion Charge without outside dispatch			UEA	UREWO			87.71	36.35							
	4-WIRE ANALOG VOICE GRADE LOOP															
	4-Wire Analog Voice Grade Loop - Zone 1		1	UEA	UEAL4	23.02		167.86	115.15	67.08	15.56					
	4-Wire Analog Voice Grade Loop - Zone 2		2	UEA	UEAL4	31.07		167.86	115.15	67.08	15.56					
	4-Wire Analog Voice Grade Loop - Zone 3		3	UEA	UEAL4	60.02		167.86	115.15	67.08	15.56					
	Order Coordination for Specified Conversion Time (per LSR)			UEA	OCOSL			23.02								
	CLEC to CLEC Conversion Charge without outside dispatch			UEA	UREWO			87.71	36.35							
	2-WIRE ISDN DIGITAL GRADE LOOP															
	2-Wire ISDN Digital Grade Loop - Zone 1		1	UDN	U1L2X	21.76		147.69	94.41	62.23	10.71					
	2-Wire ISDN Digital Grade Loop - Zone 2		2	UDN	U1L2X	29.38		147.69	94.41	62.23	10.71					
	2-Wire ISDN Digital Grade Loop - Zone 3		3	UDN	U1L2X	56.76		147.69	94.41	62.23	10.71					
	Order Coordination For Specified Conversion Time (per LSR)			UDN	OCOSL			23.02								
	CLEC to CLEC Conversion Charge without outside dispatch			UDN	UREWO			91.61	44.15							
	2-WIRE ASYMMETRICAL DIGITAL SUBSCRIBER LINE (ADSL) COMPATIBLE LOOP															
	2 Wire Unbundled ADSL Loop including manual service inquiry & facility reservation - Zone 1		1	UAL	UAL2X	12.65		149.53	103.85	75.05	15.63					
	2 Wire Unbundled ADSL Loop including manual service inquiry & facility reservation - Zone 2		2	UAL	UAL2X	17.08		149.53	103.85	75.05	15.63					
	2 Wire Unbundled ADSL Loop including manual service inquiry & facility reservation - Zone 3		3	UAL	UAL2X	33.00		149.53	103.85	75.05	15.63					
	Order Coordination for Specified Conversion Time (per LSR)			UAL	OCOSL			23.02								
	2 Wire Unbundled ADSL Loop without manual service inquiry & facility reservaton - Zone 1		1	UAL	UAL2W	12.65		124.83	71.12	60.64	9.12					
	2 Wire Unbundled ADSL Loop without manual service inquiry & facility reservaton - Zone 2		2	UAL	UAL2W	17.08		124.83	71.12	60.64	9.12					
	2 Wire Unbundled ADSL Loop without manual service inquiry & facility reservaton - Zone 3		3	UAL	UAL2W	33.00		124.83	71.12	60.64	9.12					
	Order Coordination for Specified Conversion Time (per LSR)			UAL	OCOSL			23.02								
	CLEC to CLEC Conversion Charge without outside dispatch			UAL	UREWO			86.19	40.39							
	2-WIRE HIGH BIT RATE DIGITAL SUBSCRIBER LINE (HDSL) COMPATIBLE LOOP															
	2 Wire Unbundled HDSL Loop including manual service inquiry & facility reservation - Zone 1		1	UHL	UHL2X	9.97		159.09	113.41	75.05	15.63					
	2 Wire Unbundled HDSL Loop including manual service inquiry & facility reservation - Zone 2		2	UHL	UHL2X	13.46		159.09	113.41	75.05	15.63					
	2 Wire Unbundled HDSL Loop including manual service inquiry & facility reservation - Zone 3		3	UHL	UHL2X	26.00		159.09	113.41	75.05	15.63					
	Order Coordination for Specified Conversion Time (per LSR)			UHL	OCOSL			23.02								
	2 Wire Unbundled HDSL Loop without manual service inquiry and facility reservation - Zone 1		1	UHL	UHL2W	9.97		134.40	80.69	60.64	9.12					
	2 Wire Unbundled HDSL Loop without manual service inquiry and facility reservation - Zone 2		2	UHL	UHL2W	13.46		134.40	80.69	60.64	9.12					
	2 Wire Unbundled HDSL Loop without manual service inquiry and facility reservation - Zone 3		3	UHL	UHL2W	26.00		134.40	80.69	60.64	9.12					
	Order Coordination for Specified Conversion Time (per LSR)			UHL	OCOSL			23.02								
	CLEC to CLEC Conversion Charge without outside dispatch			UHL	UREWO			86.12	40.39							
	4-WIRE HIGH BIT RATE DIGITAL SUBSCRIBER LINE (HDSL) COMPATIBLE LOOP															
	4 Wire Unbundled HDSL Loop including manual service inquiry and facility reservation - Zone 1		1	UHL	UHL4X	15.69		193.31	138.98	77.15	12.61					
	4-Wire Unbundled HDSL Loop including manual service inquiry and facility reservation - Zone 2		2	UHL	UHL4X	21.17		193.31	138.98	77.15	12.61					
	4-Wire Unbundled HDSL Loop including manual service inquiry and facility reservation - Zone 3		3	UHL	UHL4X	40.90		193.31	138.98	77.15	12.61					
	Order Coordination for Specified Conversion Time (per LSR)			UHL	OCOSL			23.02								

UNBUNDLED NETWORK ELEMENTS - Florida										Attachment: 2		Exhibit: C											
CATEGORY	RATE ELEMENTS	Interim	Zone	BCS	USOC	RATES(\$)	Svc Order Submitted Elec per LSR	Svc Order Submitted Manually per LSR	Incremental Charge - Manual Svc Order vs. Electronic-1st	Incremental Charge - Manual Svc Order vs. Electronic-Add'l	Incremental Charge - Manual Svc Order vs. Electronic-Disc 1st	Incremental Charge - Manual Svc Order vs. Electronic-Disc Add'l	OSS Rates(\$)										
													Rec	Nonrecurring		Nonrecurring Disconnect		SOMEc	SOMAN	SOMAN	SOMAN	SOMAN	SOMAN
													First	Add'l	First	Add'l							
	4-Wire Copper Loop/Short - including manual service inquiry and facility reservation - Zone 1		1	UCL	UCL4S	18.03							177.87	132.76	77.15	17.73							11.90
	4-Wire Copper Loop/Short - including manual service inquiry and facility reservation - Zone 2		2	UCL	UCL4S	24.34							177.87	132.76	77.15	17.73							11.90
	4-Wire Copper Loop/Short - including manual service inquiry and facility reservation - Zone 3		3	UCL	UCL4S	47.02							177.87	132.76	77.15	17.73							11.90
	Order Coordination for Unbundled Copper Loops (per loop)			UCL	UCLMC								9.00	9.00									
	4-Wire Copper Loop/Short - without manual service inquiry and facility reservation - Zone 1		1	UCL	UCL4W	18.03							153.18	100.03	62.74	11.22							11.90
	4-Wire Copper Loop/Short - without manual service inquiry and facility reservation - Zone 2		2	UCL	UCL4W	24.34							153.18	100.03	62.74	11.22							11.90
	4-Wire Copper Loop/Short - without manual service inquiry and facility reservation - Zone 3		3	UCL	UCL4W	47.02							153.18	100.03	62.74	11.22							11.90
	Order Coordination for Unbundled Copper Loops (per loop)			UCL	UCLMC								9.00	9.00									
	4-Wire Unbundled Copper Loop/Long - includes manual svc. inquiry and facility reservation - Zone 1		1	UCL	UCL4L	64.52							177.87	132.76	77.15	17.73							11.90
	4-Wire Unbundled Copper Loop/Long - includes manual svc. inquiry and facility reservation - Zone 2		2	UCL	UCL4L	87.09							177.87	132.76	77.15	17.73							11.90
	4-Wire Unbundled Copper Loop/Long - includes manual svc. inquiry and facility reservation - Zone 3		3	UCL	UCL4L	168.25							177.87	132.76	77.15	17.73							11.90
	Order Coordination for Unbundled Copper Loops (per loop)			UCL	UCLMC								9.00	9.00									
	4-Wire Unbundled Copper Loop/Long - without manual svc. inquiry and facility reservation - Zone 1		1	UCL	UCL4O	64.52							153.18	100.03	62.74	11.22							11.90
	4-Wire Unbundled Copper Loop/Long - without manual svc. inquiry and facility reservation - Zone 2		2	UCL	UCL4O	87.09							153.18	100.03	62.74	11.22							11.90
	4-Wire Unbundled Copper Loop/Long - without manual svc. inquiry and facility reservation - Zone 3		3	UCL	UCL4O	168.25							153.18	100.03	62.74	11.22							11.90
	Order Coordination for Unbundled Copper Loops (per loop)			UCL	UCLMC								9.00	9.00									
	CLEC to CLEC Conversion Charge without outside dispatch			UCL	UREWO								97.21	42.47									11.90
LOOP MODIFICATION																							
	Unbundled Loop Modification, Removal of Load Coils - 2 Wire pair less than or equal to 18k ft			UAL, UHL, UCL, UEQ, ULS, UEA, UEANL, UDL, UDC, UDN, UDL, USL	ULM2L								0.00	0.00									11.90
	Unbundled Loop Modification, Removal of Load Coils - 2 wire greater than 18k ft			UCL, ULS, UEQ	ULM2G								343.12	343.12									11.90
	Unbundled Loop Modification Removal of Load Coils - 4 Wire less than or equal to 18K ft			UHL, UCL	ULM4L								0.00	0.00									11.90
	Unbundled Loop Modification Removal of Load Coils - 4 Wire pair greater than 18k ft			UCL	ULM4G								343.12	343.12									11.90
	Unbundled Loop Modification Removal of Bridged Tap Removal, per unbundled loop			UAL, UHL, UCL, UEQ, UEF, ULS, UEA, UEANL, UDL, UDC, UDN, UDL, USL	ULMBT								10.52	10.52									11.90
SUB-LOOPS																							
Sub-Loop Distribution																							
	Sub-Loop - Per Cross Box Location - CLEC Feeder Facility Set-Up		I	UEANL	USBSA								487.23	487.23									11.90
	Sub-Loop - Per Cross Box Location - Per 25 Pair Panel Set-Up		I	UEANL	USBSB								6.25	6.25									11.90
	Sub-Loop - Per Building Equipment Room - CLEC Feeder Facility Set-Up		I	UEANL	USBSC								169.25	169.25									11.90
	Sub-Loop - Per Building Equipment Room - Per 25 Pair Panel Set-Up		I	UEANL	USBSD								38.65	38.65									11.90
	Sub-Loop Distribution Per 2-Wire Analog Voice Grade Loop - Zone 1		1	UEANL	USBN2	7.61							60.19	21.78	47.50	5.26							11.90
	Sub-Loop Distribution Per 2-Wire Analog Voice Grade Loop - Zone 2		2	UEANL	USBN2	10.27							60.19	21.78	47.50	5.26							11.90

UNBUNDLED NETWORK ELEMENTS - Florida										Attachment: 2		Exhibit: C			
CATEGORY	RATE ELEMENTS	Interim	Zone	BCS	USOC	RATES(\$)	Svc Order Submitted Elec per LSR	Svc Order Submitted Manually per LSR	Incremental Charge - Manual Svc Order vs. Electronic-1st	Incremental Charge - Manual Svc Order vs. Electronic-Add'l	Incremental Charge - Manual Svc Order vs. Electronic-Disc 1st	Incremental Charge - Manual Svc Order vs. Electronic-Disc Add'l			
													Rec	Nonrecurring	
										SOMEc	SOMAN	SOMAN	SOMAN	SOMAN	SOMAN
	Sub-Loop Distribution Per 2-Wire Analog Voice Grade Loop - Zone 3		3	UEANL	USBN2	19.85		60.19	21.78	47.50	5.26		11.90		
	Order Coordination for Unbundled Sub-Loops, per sub-loop pair			UEANL	USBMC			9.00	9.00						
	Sub-Loop Distribution Per 4-Wire Analog Voice Grade Loop - Zone 1		1	UEANL	USBN4	8.12		68.83	30.42	49.71	6.60		11.90		
	Sub-Loop Distribution Per 4-Wire Analog Voice Grade Loop - Zone 2		2	UEANL	USBN4	10.96		68.83	30.42	49.71	6.60		11.90		
	Sub-Loop Distribution Per 4-Wire Analog Voice Grade Loop - Zone 3		3	UEANL	USBN4	21.18		68.83	30.42	49.71	6.60		11.90		
	Order Coordination for Unbundled Sub-Loops, per sub-loop pair			UEANL	USBMC			9.00	9.00						
	Sub-Loop 2-Wire IntraBuilding Network Cable (INC)	I		UEANL	USBR2	3.50		51.84	13.44	47.50	5.26		11.90		
	Order Coordination for Unbundled Sub-Loops, per sub-loop pair			UEANL	USBMC			9.00	9.00						
	Sub-Loop 4-Wire IntraBuilding Network Cable (INC)	I		UEANL	USBR4	6.68		55.91	17.51	49.71	6.60		11.90		
	Order Coordination for Unbundled Sub-Loops, per sub-loop pair			UEANL	USBMC			9.00	9.00						
	2 Wire Copper Unbundled Sub-Loop Distribution - Zone 1	I	1	UEF	UCS2X	6.25		60.19	21.78	47.50	5.26		11.90		
	2 Wire Copper Unbundled Sub-Loop Distribution - Zone 2	I	2	UEF	UCS2X	8.44		60.19	21.78	47.50	5.26		11.90		
	2 Wire Copper Unbundled Sub-Loop Distribution - Zone 3	I	3	UEF	UCS2X	16.30		60.19	21.78	47.50	5.26		11.90		
	Order Coordination for Unbundled Sub-Loops, per sub-loop pair			UEF	USBMC			9.00	9.00						
	4 Wire Copper Unbundled Sub-Loop Distribution - Zone 1	I	1	UEF	UCS4X	5.20		68.83	30.42	49.71	6.60		11.90		
	4 Wire Copper Unbundled Sub-Loop Distribution - Zone 2	I	2	UEF	UCS4X	7.02		68.83	30.42	49.71	6.60		11.90		
	4 Wire Copper Unbundled Sub-Loop Distribution - Zone 3	I	3	UEF	UCS4X	13.55		68.83	30.42	49.71	6.60		11.90		
	Order Coordination for Unbundled Sub-Loops, per sub-loop pair			UEF	USBMC			9.00	9.00						
	Unbundled Sub-Loop Modification														
	Unbundled Sub-Loop Modification - 2-W Copper Dist Load Coil/Equip Removal per 2-W PR			UEF	ULM2X			10.11	10.11				11.90		
	Unbundled Sub-loop Modification - 4-W Copper Dist Load Coil/Equip Removal per 4-W PR			UEF	ULM4X			10.11	10.11				11.90		
	Unbundled Sub-loop Modification - 2-w/4-w Copper Dist Bridged Tap Removal, per PR unloaded			UEF	ULM4T			15.58	15.58				11.90		
	Unbundled Network Terminating Wire (UNTW)														
	Unbundled Network Terminating Wire (UNTW) per Pair			UENTW	UENPP	0.2286		18.02	18.02				11.90		
	Network Interface Device (NID)														
	Network Interface Device (NID) - 1-2 lines			UENTW	UND12			68.08	42.80				11.90		
	Network Interface Device (NID) - 1-6 lines			UENTW	UND16			110.48	85.20				11.90		
	Network Interface Device Cross Connect - 2 W			UENTW	UNDC2			7.63	7.63				11.90		
	Network Interface Device Cross Connect - 4W			UENTW	UNDC4			7.63	7.63				11.90		
	SUB-LOOPS														
	Sub-Loop Feeder														
	USL-Feeder, DS0 Set-up per Cross Box location - CLEC Distribution Facility set-up			UEA, UDN,UCL,UDL,UDC	USBFW			487.23					11.90		
	USL Feeder - DS0 Set-up per Cross Box location - per 25 pair set-up			UEA, UDN,UCL,UDL,UDC	USBFX			6.25	6.25				11.90		
	USL Feeder DS1 Set-up at DSX location, per DS1 termination			USL	USBFZ			522.41	11.32				11.90		
	Unbundled Sub-Loop Feeder Loop, 2 Wire Ground Start, Voice Grade - Zone 1		1	UEA	USBFA	8.05		92.75	51.24	58.45	13.07		11.90		
	Unbundled Sub-Loop Feeder Loop, 2 Wire Ground-Start, Voice Grade - Zone 2		2	UEA	USBFA	10.87		92.75	51.24	58.45	13.07		11.90		
	Unbundled Sub-Loop Feeder Loop, Per 2 Wire Ground-Start, Voice Grade - Zone 3		3	UEA	USBFA	21.00		92.75	51.24	58.45	13.07		11.90		
	Order Coordination for Specified Conversion Time, per LSR			UEA	OCOSL			23.02							
	Unbundle Sub-Loop Feeder Loop, 2 Wire Loop-Start, Voice Grade - Zone 1		1	UEA	USBFB	8.05		92.75	51.24	58.45	13.07		11.90		

UNBUNDLED NETWORK ELEMENTS - Florida

							Attachment: 2		Exhibit: C							
CATEGORY	RATE ELEMENTS	Interim	Zone	BCS	USOC	RATES(\$)	Svc Order Submitted Elec per LSR	Svc Order Submitted Manually per LSR	Incremental Charge - Manual Svc Order vs. Electronic-1st	Incremental Charge - Manual Svc Order vs. Electronic-Add'l	Incremental Charge - Manual Svc Order vs. Electronic-Disc 1st	Incremental Charge - Manual Svc Order vs. Electronic-Disc Add'l				
													Rec	Nonrecurring		Nonrecurring Disconnect
							First	Add'l	First	Add'l	SOMEc	SOMAN	SOMAN	SOMAN	SOMAN	SOMAN
	Unbundled Sub-Loop Feeder Loop, 2 Wire Loop-Start, Voice Grade - Zone 2		2	UEA	USBFB	10.87	92.75	51.24	58.45	13.07		11.90				
	Unbundled Sub-Loop Feeder Loop, 2 Wire Start Loop, Voice Grade - Zone 3		3	UEA	USBFB	21.00	92.75	51.24	58.45	13.07		11.90				
	Order Coordination for Specified Time Conversion, per LSR			UEA	OCOSL		23.02									
	Unbundled Sub-Loop Feeder Loop, 2 Wire Reverse Battery, Voice Grade - Zone 1		1	UEA	USBFC	8.05	92.75	51.24	58.45	13.07		11.90				
	Unbundled Sub-Loop Feeder Loop, 2 Wire Reverse Battery, Voice Grade - Zone 2		2	UEA	USBFC	10.87	92.75	51.24	58.45	13.07		11.90				
	Unbundled Sub-Loop Feeder Loop, 2 Wire Analog Reverse Battery, Voice Grade - Zone 3		3	UEA	USBFC	21.00	92.75	51.24	58.45	13.07		11.90				
	Order Coordination For Specified Conversion Time, per LSR			UEA	OCOSL		23.02									
	Unbundled Sub-Loop Feeder Loop, 4 Wire Ground-Start, Voice Grade - Zone 1		1	UEA	USBFD	17.26	106.92	64.46	63.54	14.83		11.90				
	Unbundled Sub-Loop Feeder Loop, 4 Wire Ground-Start, Voice Grade - Zone 2		2	UEA	USBFD	23.29	106.92	64.46	63.54	14.83		11.90				
	Unbundled Sub-Loop Feeder Loop, 4 Wire Ground Start, Voice Grade - Zone 3		3	UEA	USBFD	45.00	106.92	64.46	63.54	14.83		11.90				
	Order Coordination For Specified Conversion Time, Per LSR			UEA	OCOSL		23.02									
	Unbundled Sub-Loop Feeder Loop, 4 Wire Loop-Start, Voice Grade - Zone 1		1	UEA	USBFE	17.26	106.92	64.46	63.54	14.83		11.90				
	Unbundled Sub-Loop Feeder Loop, 4 Wire Loop-Start, Voice Grade - Zone 2		2	UEA	USBFE	23.29	106.92	64.46	63.54	14.83		11.90				
	Unbundled Sub-Loop Feeder Loop, 4 Wire Loop-Start, Voice Grade - Zone 3		3	UEA	USBFE	45.00	106.92	64.46	63.54	14.83		11.90				
	Order Coordination For Specified Conversion Time, Per LSR			UEA	OCOSL		23.02									
	Unbundled Sub-Loop Feeder Loop, 2 Wire ISDN BRI - Zone 1		1	UDN	USBFF	17.04	109.71	66.68	60.21	12.49		11.90				
	Unbundled Sub-Loop Feeder Loop, 2-Wire ISDN BRI - Zone 2		2	UDN	USBFF	23.00	109.71	66.68	60.21	12.49		11.90				
	Unbundled Sub-Loop Feeder Loop, 2-Wire ISDN BRI - Zone 3		3	UDN	USBFF	44.43	109.71	66.68	60.21	12.49		11.90				
	Order Coordination For Specified Conversion Time, Per LSR			UDN	OCOSL		23.02									
	Unbundled Sub-Loop Feeder, 2 Wire UDC (IDSL compatible)		1	UDC	USBFS	17.04	109.71	66.68	60.21	12.49		11.90				
	Unbundled Sub-Loop Feeder, 2 Wire UDC (IDSL compatible)		2	UDC	USBFS	23.00	109.71	66.68	60.21	12.49		11.90				
	Unbundled Sub-Loop Feeder, 2 Wire UDC (IDSL compatible)		3	UDC	USBFS	44.43	109.71	66.68	60.21	12.49		11.90				
	Unbundled Sub-Loop Feeder Loop, 4-Wire DS1 - Zone 1		1	USL	USBFG	46.27	133.77	78.02	85.16	21.21		11.90				
	Unbundled Sub-Loop Feeder Loop, 4-Wire DS1 - Zone 2		2	USL	USBFG	62.45	133.77	78.02	85.16	21.21		11.90				
	Unbundled Sub-Loop Feeder Loop, 4-Wire DS1 - Zone 3		3	USL	USBFG	120.65	133.77	78.02	85.16	21.21		11.90				
	Order Coordination For Specified Conversion Time, Per LSR			USL	OCOSL		23.02									
	Unbundled Sub-Loop Feeder, 2-Wire Copper Loop - Zone 1		1	UCL	USBFH	7.25	85.27	42.24	58.54	10.82		11.90				
	Unbundled Sub-Loop Feeder Loop, 2-Wire Copper Loop - Zone 2		2	UCL	USBFH	9.79	85.27	42.24	58.54	10.82		11.90				
	Unbundled Sub-Loop Feeder Loop, 2-Wire Copper Loop - Zone 3		3	UCL	USBFH	18.92	85.27	42.24	58.54	10.82		11.90				
	Order Coordination For Specified Conversion Time, per LSR			UCL	OCOSL		23.02									
	Sub-Loop Feeder - Per 4-Wire Copper Loop - Zone 1		1	UCL	USBFJ	14.22	99.66	57.20	60.98	12.28		11.90				
	Sub-Loop Feeder - Per 4-Wire Copper Loop - Zone 2		2	UCL	USBFJ	19.20	99.66	57.20	60.98	12.28		11.90				
	Sub-Loop Feeder - Per 4-Wire Copper Loop - Zone 3		3	UCL	USBFJ	37.09	99.66	57.20	60.98	12.28		11.90				
	Order Coordination For Specified Conversion Time, per LSR			UCL	OCOSL		23.02									
	Sub-Loop Feeder - Per 4-Wire 19.2 Kbps Digital Grade Loop		1	UDL	USBFN	18.68	100.62	58.16	63.54	14.83		11.90				
	Sub-Loop Feeder - Per 4-Wire 19.2 Kbps Digital Grade Loop		2	UDL	USBFN	25.21	100.62	58.16	63.54	14.83		11.90				
	Sub-Loop Feeder - Per 4-Wire 19.2 Kbps Digital Grade Loop		3	UDL	USBFN	48.71	100.62	58.16	63.54	14.83		11.90				
	Sub-Loop Feeder - Per 4-Wire 56 Kbps Digital Grade Loop - Zone 1		1	UDL	USBFO	18.68	100.62	58.16	63.54	14.83		11.90				
	Sub-Loop Feeder - Per 4-Wire 56 Kbps Digital Grade Loop - Zone 2		2	UDL	USBFO	25.21	100.62	58.16	63.54	14.83		11.90				
	Sub-Loop Feeder - Per 4-Wire 56 Kbps Digital Grade Loop - Zone 3		3	UDL	USBFO	48.71	100.62	58.16	63.54	14.83		11.90				
	Order Coordination For Specified Time Conversion, per LSR			UDL	OCOSL		23.02									
	Sub-Loop Feeder - Per 4-Wire 64 Kbps Digital Grade Loop - Zone 1		1	UDL	USBFP	18.68	100.62	58.16	63.54	14.83		11.90				

UNBUNDLED NETWORK ELEMENTS - Florida							Attachment: 2		Exhibit: C						
CATEGORY	RATE ELEMENTS	Interim	Zone	BCS	USOC	RATES(\$)	Svc Order Submitted Elec per LSR	Svc Order Submitted Manually per LSR	Incremental Charge - Manual Svc Order vs. Electronic-1st	Incremental Charge - Manual Svc Order vs. Electronic-Add'l	Incremental Charge - Manual Svc Order vs. Electronic-Disc 1st	Incremental Charge - Manual Svc Order vs. Electronic-Disc Add'l			
													Rec	Nonrecurring	
										SOMEc	SOMAN	SOMAN	SOMAN	SOMAN	SOMAN
	Unbundled Sub-Loop Feeder-4 Wire Cross Box Jumper - no rate			UEA,USL,UCL,UDL	USBFR	0.00	0.00								
	Unbundled DS1 Loop - Superframe Format Option - no rate			USL	CCOSF	0.00	0.00								
	Unbundled DS1 Loop - Expanded Superframe Format option - no rate			USL	CCOEF	0.00	0.00								
HIGH CAPACITY UNBUNDLED LOCAL LOOP															
	High Capacity Unbundled Local Loop - DS3 - Per Mile per month			UE3	1L5ND	10.92									
	High Capacity Unbundled Local Loop - DS3 - Facility Termination per month			UE3	UE3PX	386.88	556.37	343.01	139.13	96.84		11.90			
	High Capacity Unbundled Local Loop - STS-1 - Per Mile per month			UDLSX	1L5ND	10.92									
	High Capacity Unbundled Local Loop - STS-1 - Facility Termination per month			UDLSX	UDLS1	426.60	556.37	343.01	139.13	96.84		11.90		1.83	
LOOP MAKE-UP															
	Loop Makeup - Preordering Without Reservation, per working or spare facility queried (Manual).			UMK	UMKLW		52.17	52.17							
	Loop Makeup - Preordering With Reservation, per spare facility queried (Manual).			UMK	UMKLP		55.07	55.07							
	Loop Makeup--With or Without Reservation, per working or spare facility queried (Mechanized)			UMK	PSUMK		0.6784	0.6784							
UNBUNDLED DEDICATED TRANSPORT															
NOTE: INTEROFFICE CHANNEL DEDICATED TRANSPORT - minimum billing period - below DS3=one month, DS3/STS-1=four months															
INTEROFFICE CHANNEL - DEDICATED TRANSPORT															
	Interoffice Channel - Dedicated Transport - 2-Wire Voice Grade - Per Mile per month			U1TVX	1L5XX	0.0091									
	Interoffice Channel - Dedicated Transport- 2- Wire Voice Grade - Facility Termination			U1TVX	U1TV2	25.32	47.35	31.78	18.31	7.03		11.90			
	Interoffice Channel - Dedicated Transport- 2-Wire Voice Grade Rev Bat. - Per Mile per month			U1TVX	1L5XX	0.0091									
	Interoffice Channel - Dedicated Transport- 2- Wire VG Rev Bat. - Facility Termination			U1TVX	U1TR2	25.32	47.35	31.78	18.31	7.03		11.90			
	Interoffice Channel - Dedicated Transport - 4-Wire Voice Grade - Per Mile per month			U1TVX	1L5XX	0.0091									
	Interoffice Channel - Dedicated Transport - 4- Wire Voice Grade - Facility Termination			U1TVX	U1TV4	22.58	47.35	31.78	18.31	7.03		11.90			
	Interoffice Channel - Dedicated Transport - 56 kbps - per mile per month			U1TDX	1L5XX	0.0091									
	Interoffice Channel - Dedicated Transport - 56 kbps - Facility Termination			U1TDX	U1TD5	18.44	47.35	31.78	18.31	7.03		11.90			
	Interoffice Channel - Dedicated Transport - 64 kbps - per mile per month			U1TDX	1L5XX	0.0091									
	Interoffice Channel - Dedicated Transport - 64 kbps - Facility Termination			U1TDX	U1TD6	18.44	47.35	31.78	18.31	7.03		11.90			
	Interoffice Channel - Dedicated Channel - DS1 - Per Mile per month			U1TD1	1L5XX	0.1856									
	Interoffice Channel - Dedicated Transport - DS1 - Facility Termination			U1TD1	U1TF1	88.44	105.54	98.47	21.47	19.05		11.90			
	Interoffice Channel - Dedicated Transport - DS3 - Per Mile per month			U1TD3	1L5XX	3.87									
	Interoffice Channel - Dedicated Transport - DS3 - Facility Termination per month			U1TD3	U1TF3	1,071.00	335.46	219.28	72.03	70.56		11.90			
	Interoffice Channel - Dedicated Transport - STS-1 - Per Mile per month			U1TS1	1L5XX	3.87									
	Interoffice Channel - Dedicated Transport - STS-1 - Facility Termination			U1TS1	U1TFS	1,056.00	335.46	219.28	72.03	70.56		11.90			
LOCAL CHANNEL - DEDICATED TRANSPORT															
NOTE: LOCAL CHANNEL DEDICATED TRANSPORT - minimum billing period - below DS3=one month, DS3/STS-1=four months															
	Local Channel - Dedicated - 2-Wire Voice Grade - Zone 1		1	ULDVX	ULDV2	21.94	265.84	46.97	37.63	4.00		11.90			

UNBUNDLED NETWORK ELEMENTS - Florida

UNBUNDLED NETWORK ELEMENTS - Florida										Attachment: 2		Exhibit: C								
CATEGORY	RATE ELEMENTS	Interim	Zone	BCS	USOC	RATES(\$)	Svc Order Submitted Elec per LSR	Svc Order Submitted Manually per LSR	Incremental Charge - Manual Svc Order vs. Electronic-1st	Incremental Charge - Manual Svc Order vs. Electronic-Add'l	Incremental Charge - Manual Svc Order vs. Electronic-Disc 1st	Incremental Charge - Manual Svc Order vs. Electronic-Disc Add'l	OSS Rates(\$)							
													Rec	Nonrecurring First	Nonrecurring Add'l	Nonrecurring Disconnect First	Nonrecurring Disconnect Add'l	SOMEc	SOMAN	SOMAN
	Local Channel - Dedicated - 2-Wire Voice Grade - Zone 2		2	ULDVX	ULDV2	29.62														
	Local Channel - Dedicated - 2-Wire Voice Grade - Zone 3		3	UNDVX	ULDV2	57.22														
	Local Channel - Dedicated - 2-Wire Voice Grade Rev. Bat. - Zone 1		1	ULDVX	ULDR2	21.94														
	Local Channel - Dedicated - 2-Wire Voice Grade Rev. Bat. - Zone 2		2	ULDVX	ULDR2	29.62														
	Local Channel - Dedicated - 2-Wire Voice Grade Rev. Bat. - Zone 3		3	ULDVX	ULDR2	57.22														
	Local Channel - Dedicated - 4-Wire Voice Grade - Zone 1		1	UNDVX	ULDV4	22.81														
	Local Channel - Dedicated - 4-Wire Voice Grade - Zone 2		2	UNDVX	ULDV4	30.79														
	Local Channel - Dedicated - 4-Wire Voice Grade - Zone 3		3	UNDVX	ULDV4	59.48														
	Local Channel - Dedicated - DS1 - Zone 1		1	ULDD1	ULDF1	35.28														
	Local Channel - Dedicated - DS1 - Zone 2		2	ULDD1	ULDF1	47.63														
	Local Channel - Dedicated - DS1 - Zone 3		3	ULDD1	ULDF1	92.01														
	Local Channel - Dedicated - DS3 - Per Mile per month			ULDD3	1L5NC	8.50														
	Local Channel - Dedicated - DS3 - Facility Termination			ULDD3	ULDF3	531.91														
	Local Channel - Dedicated - STS-1- Per Mile per month			ULDS1	1L5NC	8.50														
	Local Channel - Dedicated - STS-1 - Facility Termination			ULDS1	ULDFS	540.69														
DARK FIBER																				
	Dark Fiber, Four Fiber Strands, Per Route Mile or Fraction Thereof per month - Local Channel			UDF	1L5DC	55.04														
	NRC Dark Fiber - Local Channel			UDF	UDFC4															
	Dark Fiber, Four Fiber Strands, Per Route Mile or Fraction Thereof per month - Interoffice Channel			UDF	1L5DF	26.85														
	NRC Dark Fiber - Interoffice Channel			UDF	UDF14															
	Dark Fiber, Four Fiber Strands, Per Route Mile or Fraction Thereof per month - Local Loop			UDF	1L5DL	55.04														
	NRC Dark Fiber - Local Loop			UDF	UDFL4															
8XX ACCESS TEN DIGIT SCREENING																				
	8XX Access Ten Digit Screening, Per Call			OHD		0.0006252														
	8XX Access Ten Digit Screening, Reservation Charge Per 8XX Number Reserved			OHD	N8R1X															
	8XX Access Ten Digit Screening, Per 8XX No. Established W/O POTS Translations			OHD																
	8XX Access Ten Digit Screening, Per 8XX No. Established With POTS Translations			OHD	N8FTX															
	8XX Access Ten Digit Screening, Customized Area of Service Per 8XX Number			OHD	N8FCX															
	8XX Access Ten Digit Screening, Multiple InterLATA CXR Routing Per CXR Requested Per 8XX No.			OHD	N8FMX															
	8XX Access Ten Digit Screening, Change Charge Per Request			OHD	N8FAX															
	8XX Access Ten Digit Screening, Call Handling and Destination Features			OHD	N8FDX															
	8XX Access Ten Digit Screening, w/ 8FL No. Delivery, per query			OHD		0.0006252														
	8XX Access Ten Digit Screening, w/ POTS No. Delivery, per query			OHD		0.0006252														
LINE INFORMATION DATA BASE ACCESS (LIDB)																				
	LIDB Common Transport Per Query			OQT		0.0000203														
	LIDB Validation Per Query			OQU		0.0136959														
	LIDB Originating Point Code Establishment or Change			OQT, OQU	NRPBX															
SIGNALING (CCS7)																				
	CCS7 Signaling Termination, Per STP Port			UDB	PT8SX	135.05														
	CCS7 Signaling Usage, Per TCAP Message			UDB		0.0000607														
	CCS7 Signaling Connection, Per link (A link)			UDB	TPP++															
	CCS7 Signaling Connection, Per link (B link) (also known as D link)			UDB	TPP++															
	CCS7 Signaling Usage, Per ISUP Message			UDB		0.0000152														
	CCS7 Signaling Usage Surrogate, per link per LATA			UDB	STU56	694.32														

UNBUNDLED NETWORK ELEMENTS - Florida										Attachment: 2		Exhibit: C							
CATEGORY	RATE ELEMENTS	Interim	Zone	BCS	USOC	RATES(\$)	Svc Order Submitted Elec per LSR	Svc Order Submitted Manually per LSR	Incremental Charge - Manual Svc Order vs. Electronic-1st	Incremental Charge - Manual Svc Order vs. Electronic-Add'l	Incremental Charge - Manual Svc Order vs. Electronic-Disc 1st	Incremental Charge - Manual Svc Order vs. Electronic-Disc Add'l							
													Rec	Nonrecurring		Nonrecurring Disconnect		OSS Rates(\$)	
													SOMEc	SOMAN	SOMAN	SOMAN	SOMAN	SOMAN	
	CCS7 Signaling Point Code, per Originating Point Code Establishment or Change, per STP affected			UDB	CCAPO														
						46.03	46.03	46.03	46.03					11.90					
E911 SERVICE																			
	Local Channel - Dedicated - 2-wr Voice Grade - Zone 1					21.94	265.84	46.97	37.63	4.00				11.90					
	Local Channel - Dedicated - 2-wr Voice Grade - Zone 2					29.62	265.84	46.97	37.63	4.00				11.90					
	Local Channel - Dedicated - 2-wr Voice Grade - Zone 3					57.22	265.84	46.97	37.63	4.00				11.90					
	Interoffice Transport - Dedicated - 2-wr Voice Grade Per Mile					0.0091													
	Interoffice Transport - Dedicated - 2-wr Voice Grade Per Facility Termination					25.32	47.35	31.78	18.31	7.03				11.90					
	Local Channel - Dedicated - DS1 - Zone 1					35.28	216.65	183.54	21.47	19.05				11.90					
	Local Channel - Dedicated - DS1 - Zone 2					47.63	216.65	183.54	21.47	19.05				11.90					
	Local Channel - Dedicated - DS1 - Zone 3					92.01	216.65	183.54	21.47	19.05				11.90					
	Interoffice Transport - Dedicated - DS1 Per Mile					0.1856													
	Interoffice Transport - Dedicated - DS1 Per Facility Termination					88.44	105.54	98.47	21.47	19.05				11.90					
CALLING NAME (CNAM) SERVICE																			
	CNAM For DB Owners - Service Establishment			OQV		25.35	25.35	19.01	19.01					11.90					
	CNAM For Non DB Owners - Service Establishment			OQV		25.35	25.35	19.01	19.01					11.90					
	CNAM For DB Owners - Service Provisioning With Point Code Establishment			OQV		1,592.00	1,177.00	352.36	259.09					11.90					
	CNAM For Non DB Owners - Service Provisioning With Point Code Establishment			OQV		546.51	393.82	358.06	259.09					11.90					
	CNAM for DB Owners, Per Query			OQV		0.001024													
	CNAM for Non DB Owners, Per Query			OQV		0.001024													
LNP Query Service																			
	LNP Charge Per query			OQV		0.000852													
	LNP Service Establishment Manual						13.83	13.83	12.71	12.71				11.90					
	LNP Service Provisioning with Point Code Establishment						655.50	334.88	297.03	218.40				11.90					
OPERATOR CALL PROCESSING																			
	Oper. Call Processing - Oper. Provided, Per Min. - Using BST LIDB					1.20													
	Oper. Call Processing - Oper. Provided, Per Min. - Using Foreign LIDB					1.24													
	Oper. Call Processing - Fully Automated, per Call - Using BST LIDB					0.20													
	Oper. Call Processing - Fully Automated, per Call - Using Foreign LIDB					0.20													
INWARD OPERATOR SERVICES																			
	Inward Operator Services - Verification, Per Call					1.00													
	Inward Operator Services - Verification and Emergency Interrupt - Per Call					1.95													
BRANDING - OPERATOR CALL PROCESSING																			
Facility based CLEC																			
	Recording of Custom Branded OA Announcement				CBAOS	7,000.00	7,000.00							11.90					
	Loading of Custom Branded OA Announcement per shelf/NAV per OCN				CBAOL	500.00	500.00							11.90					
UNEP CLEC																			
	Recording of Custom Branded OA Announcement					7,000.00	7,000.00							11.90					
	Loading of Custom Branded OA Announcement per shelf/NAV per OCN					500.00	500.00							11.90					
DIRECTORY ASSISTANCE SERVICES																			
DIRECTORY ASSISTANCE ACCESS SERVICE																			
	Directory Assistance Access Service Calls, Charge Per Call					0.275													
DIRECTORY ASSISTANCE CALL COMPLETION ACCESS SERVICE (DACC)																			
	Directory Assistance Call Completion Access Service (DACC), Per Call Attempt					0.10													
DIRECTORY ASSISTANCE SERVICES																			
DIRECTORY ASSISTANCE DATA BASE SERVICE (DADS)																			
	Directory Assistance Data Base Service Charge Per Listing					0.04													

UNBUNDLED NETWORK ELEMENTS - Florida										Attachment: 2		Exhibit: C							
CATEGORY	RATE ELEMENTS	Interim	Zone	BCS	USOC	RATES(\$)	Svc Order Submitted Elec per LSR	Svc Order Submitted Manually per LSR	Incremental Charge - Manual Svc Order vs. Electronic-1st	Incremental Charge - Manual Svc Order vs. Electronic-Add'l	Incremental Charge - Manual Svc Order vs. Electronic-Disc 1st	Incremental Charge - Manual Svc Order vs. Electronic-Disc Add'l	OSS Rates(\$)						
													Rec	Nonrecurring		Nonrecurring Disconnect		SOMEC	SOMAN
	Directory Assistance Data Base Service, per month				DBSOF	150.00													
BRANDING - DIRECTORY ASSISTANCE																			
Facility Based CLEC																			
	Recording and Provisioning of DA Custom Branded Announcement			AMT	CBADA	6,000.00	6,000.00					11.90							
	Loading of Custom Branded Announcement per Switch			AMT	CBADC	1,170.00	1,170.00					11.90							
UNEP CLEC																			
	Recording of DA Custom Branded Announcement					3,000.00	3,000.00					11.90							
	Loading of DA Custom Branded Announcement per Switch per OCN					1,170.00	1,170.00					11.90							
SELECTIVE ROUTING																			
	Selective Routing Per Unique Line Class Code Per Request Per Switch				USRCR	93.55	93.55	12.71	12.71			11.90							
VIRTUAL COLLOCATION																			
	Virtual Collocation - Application Cost			AMTFS	EAF	4,122.00	1,249.00					11.90							
	Virtual Collocation - Cable Installation Cost, per cable			AMTFS	ESPCX	12.45	965.00					11.90							
	Virtual Collocation - Floor Space, per sq. ft.			AMTFS	ESPVX	4.25													
	Virtual Collocation - Power, per fused amp			AMTFS	ESPAX	6.95													
	Virtual Collocation - Cable Support Structure, per entrance cable			AMTFS	ESPSX	13.35													
	Virtual Collocation - 2-wire Cross Connects (loop)			UEANL,UEA,UDN,U DC,UAL,UHL,UCL,U EQ, AMTFS, UDL, UNCVX, UNCDX, UNCNX	UEAC2	0.0502	11.57	11.57				11.90							
	Virtual Collocation - 4-wire Cross Connects (loop)			UEA,UHL,UCL,UDL, AMTFS, UAL, UDN, UNCVX, UNCDX	UEAC4	0.0502	11.57	11.57				11.90							
	Virtual Collocation - 2-Fiber Cross Connects			AMTFS,UDL12, UDLO3, U1T48, U1T12, U1T03, ULDO3, ULD12, ULD48, UDF	CNC2F	6.71	2,431.00					11.90							
	Virtual Collocation - 4-Fiber Cross Connects			AMTFS,UDL12, UDLO3, U1T48, U1T12, U1T03, ULDO3, ULD12, ULD48, UDF	CNC4F	6.71	2,431.00					11.90							
	Virtual collocation - Special Access & UNE, cross-connect per DS1			USL,ULC,AMTFS, ULR, UXTD1, UNC1X, ULDD1, U1TD1, USLEL, UNLD1	CNC1X	7.50	155.00	14.00				11.90							
	Virtual collocation - Special Access & UNE, cross-connect per DS3			USL,ULC,AMTFS,U E3, U1TD3, UXTS1, UXTD3, UNC3X, UNCSX, ULDD3, U1TS1, ULDS1, UDLSX, UNLD3	CND3X	56.25	151.90	11.83				11.90							
	Virtual Collocation - Co-Carrier Cross Connects - Fiber Cable Support Structure, per linear foot			AMTFS,CLO	VE1CB	0.0028													
	Virtual Collocation - Co-Carrier Cross Connects - Copper/Coax Cable Support Structure, per linear ft			AMTFS, CLO	VE1CD	0.0041													
	Virtual Collocation - Co-Carrier Cross Connects - Fiber Cable Support Structure, per cable			AMTFS	VE1CC		535.54					11.90							
	Virtual Collocation - Co-Carrier Cross Connects - Copper/Coax Cable Support Structure, per cable			AMTFS	VE1CE		535.54					11.90							
	Virtual Collocation Cable Records - per request			AMTFS	VE1BA		1,525.00	1,525.00	267.08	267.08									

UNBUNDLED NETWORK ELEMENTS - Florida

							Attachment: 2		Exhibit: C						
CATEGORY	RATE ELEMENTS	Interim	Zone	BCS	USOC	RATES(\$)	Svc Order Submitted Elec per LSR	Svc Order Submitted Manually per LSR	Incremental Charge - Manual Svc Order vs. Electronic-1st	Incremental Charge - Manual Svc Order vs. Electronic-Add'l	Incremental Charge - Manual Svc Order vs. Electronic-Disc 1st	Incremental Charge - Manual Svc Order vs. Electronic-Disc Add'l			
													Rec	Nonrecurring	
						First	Add'l	First	Add'l	SOMEC	SOMAN	SOMAN	SOMAN	SOMAN	SOMAN
	First 4-Wire 64Kbps Digital Grade Loop in a DS1 Interoffice Transport Combination - Zone 3		3	UNCDX	UDL64	68.82	161.56	108.85	67.08	15.56		11.90			
	Interoffice Transport - Dedicated - DS1 combination - Per Mile Per Month			UNC1X	1L5XX	0.1856									
	Interoffice Transport - Dedicated - DS1 combination - Facility Termination Per Month			UNC1X	U1TF1	88.44	105.54	98.47	21.47	19.05		11.90			
	Channelization - Channel System DS1 to DS0 combination Per Month			UNC1X	MQ1	146.77	101.42	71.62	11.09	10.49		11.90			
	OCU-DP COCI (data) - DS1 to DS0 Channel System combination - per month (2.4-64kbs)			UNCDX	1D1DD	2.10	10.07	7.08				11.90			
	Additional 4-Wire 64Kbps Digital Grade Loopin same DS1 Interoffice Transport Combination - Zone 1		1	UNCDX	UDL64	26.39	167.86	115.15	67.08	15.56		11.90			
	Additional 4-Wire 64Kbps Digital Grade Loopin same DS1 Interoffice Transport Combination - Zone 2		2	UNCDX	UDL64	35.62	167.86	115.15	67.08	15.56		11.90			
	Additional 4-Wire 64Kbps Digital Grade Loopin same DS1 Interoffice Transport Combination - Zone 3		3	UNCDX	UDL64	68.82	167.86	115.15	67.08	15.56		11.90			
	OCU-DP COCI (data) - DS1 to DS0 Channel System combination - per month (2.4-64kbs)			UNCDX	1D1DD	2.10	10.07	7.08				11.90			
	Nonrecurring Currently Combined Network Elements Switch -As-Is Charge			UNC1X	UNCCC		8.98	8.98	8.98	8.98		11.90			
4-WIRE DS1 DIGITAL EXTENDED LOOP WITH DEDICATED DS1 INTEROFFICE TRANSPORT (EEL)															
	4-Wire DS1 Digital Loop in Combination with DS1 Interoffice Transport - Zone 1		1	UNC1X	USLXX	73.44	313.75	181.48	61.22	13.53		11.90			
	4-Wire DS1 Digital Loop in Combination with DS1 Interoffice Transport - Zone 2		2	UNC1X	USLXX	99.13	313.75	181.48	61.22	13.53		11.90			
	4-Wire DS1 Digital Loop in Combination with DS1 Interoffice Transport - Zone 3		3	UNC1X	USLXX	191.51	313.75	181.48	61.22	13.53		11.90			
	Interoffice Transport - Dedicated - DS1 combination - Per Mile Per Month			UNC1X	1L5XX	0.1856									
	Interoffice Transport - Dedicated - DS1 combination - Facility Termination Per Month			UNC1X	U1TF1	88.44	105.54	98.47	21.47	19.05		11.90			
	Nonrecurring Currently Combined Network Elements Switch -As-Is Charge			UNC1X	UNCCC		8.98	8.98	8.98	8.98		11.90			
4-WIRE DS1 DIGITAL EXTENDED LOOP WITH DEDICATED DS3 INTEROFFICE TRANSPORT (EEL)															
	First DS1Loop in DS3 Interoffice Transport Combination - Zone 1		1	UNC1X	USLXX	73.44	313.75	181.48	61.22	13.53		11.90			
	First DS1Loop in DS3 Interoffice Transport Combination - Zone 2		2	UNC1X	USLXX	99.13	313.75	181.48	61.22	13.53		11.90			
	First DS1Loop in DS3 Interoffice Transport Combination - Zone 3		3	UNC1X	USLXX	191.51	313.75	181.48	61.22	13.53		11.90			
	Interoffice Transport - Dedicated - DS3 combination - Per Mile Per Month			UNC3X	1L5XX	3.87									
	Interoffice Transport - Dedicated - DS3 - Facility Termination per month			UNC3X	U1TF3	1,071.00	335.46	219.28	72.03	70.56		11.90			
	DS3 to DS1 Channel System combination per month			UNC3X	MQ3	211.19	199.28	118.64	40.34	39.07		11.90			
	DS3 Interface Unit (DS1 COCI) combination per month			UNC1X	UC1D1	13.76	10.07	7.08				11.90			
	Additional DS1Loop in DS3 Interoffice Transport Combination - Zone 1		1	UNC1X	USLXX	73.44	313.75	181.48	61.22	13.53		11.90			
	Additional DS1Loop in DS3 Interoffice Transport Combination - Zone 2		2	UNC1X	USLXX	99.13	313.75	181.48	61.22	13.53		11.90			
	Additional DS1Loop in DS3 Interoffice Transport Combination - Zone 3		3	UNC1X	USLXX	191.51	313.75	181.48	61.22	13.53		11.90			
	DS3 Interface Unit (DS1 COCI) combination per month			UNC1X	UC1D1	13.76	10.07	7.08				11.90			
	Nonrecurring Currently Combined Network Elements Switch -As-Is Charge			UNC3X	UNCCC		8.98	8.98	8.98	8.98		11.90			
2-WIRE VOICE GRADE EXTENDED LOOP/ 2 WIRE VOICE GRADE INTEROFFICE TRANSPORT (EEL)															
	2-WireVG Loop used with 2-wire VG Interoffice Transport Combination - Zone 1		1	UNCVX	UEAL2	14.50	135.75	82.47	63.53	12.01		11.90			

UNBUNDLED NETWORK ELEMENTS - Florida										Attachment: 2		Exhibit: C						
CATEGORY	RATE ELEMENTS	Interim	Zone	BCS	USOC	RATES(\$)	Svc Order Submitted Elec per LSR	Svc Order Submitted Manually per LSR	Incremental Charge - Manual Svc Order vs. Electronic-1st	Incremental Charge - Manual Svc Order vs. Electronic-Add'l	Incremental Charge - Manual Svc Order vs. Electronic-Disc 1st	Incremental Charge - Manual Svc Order vs. Electronic-Disc Add'l						
													Rec	Nonrecurring		Nonrecurring Disconnect		OSS Rates(\$)
							First	Add'l	First	Add'l	SOMEc	SOMAN	SOMAN	SOMAN	SOMAN	SOMAN		
	2-WireVG Loop used with 2-wire VG Interoffice Transport Combination - Zone 2		2	UNCVX	UEAL2	19.57	135.75	82.47	63.53	12.01		11.90						
	2-WireVG Loop used with 2-wire VG Interoffice Transport Combination - Zone 3		3	UNCVX	UEAL2	37.82	135.75	82.47	63.53	12.01		11.90						
	Interoffice Transport - Dedicated - 2-wire VG combination - Per Mile Per Month			UNCVX	1L5XX	0.0091												
	Interoffice Transport - Dedicated - 2-Wire Voice Grade combination - Facility Termination per month			UNCVX	U1TV2	25.32	47.35	31.78	18.31	7.03		11.90						
	Nonrecurring Currently Combined Network Elements Switch -As-Is Charge			UNCVX	UNCCC		8.98	8.98	8.98	8.98		11.90						
4-WIRE VOICE GRADE EXTENDED LOOP/ 4 WIRE VOICE GRADE INTEROFFICE TRANSPORT (EEL)																		
	4-WireVG Loop used with 4-wire VG Interoffice Transport Combination - Zone 1		1	UNCVX	UEAL4	23.02	167.86	115.15	67.08	15.56		11.90						
	4-WireVG Loop used with 4-wire VG Interoffice Transport Combination - Zone 2		2	UNCVX	UEAL4	31.07	167.86	115.15	67.08	15.56		11.90						
	4-WireVG Loop used with 4-wire VG Interoffice Transport Combination - Zone 3		3	UNCVX	UEAL4	60.02	167.86	115.15	67.08	15.56		11.90						
	Interoffice Transport - Dedicated - 4-wire VG combination - Per Mile Per Month			UNCVX	1L5XX	0.0091												
	Interoffice Transport - Dedicated - 4-Wire Voice Grade combination - Facility Termination per month			UNCVX	U1TV4	22.58	47.35	31.78	18.31	7.03		11.90						
	Nonrecurring Currently Combined Network Elements Switch -As-Is Charge			UNCVX	UNCCC		8.98	8.98	8.98	8.98		11.90						
DS3 DIGITAL EXTENDED LOOP WITH DEDICATED DS3 INTEROFFICE TRANSPORT (EEL)																		
	High Capacity Unbundled Local Loop - DS3 combination - Per Mile per month			UNC3X	1L5ND	10.92												
	High Capacity Unbundled Local Loop - DS3 combination - Facility Termination per month			UNC3X	UE3PX	386.88	556.37	343.01	139.13	96.84		11.90						
	Interoffice Transport - Dedicated - DS3 - Per Mile per month			UNC3X	1L5XX	3.87												
	Interoffice Transport - Dedicated - DS3 combination - Facility Termination per per month			UNC3X	U1TF3	1,071.00	335.46	219.28	72.03	70.56		11.90						
	Nonrecurring Currently Combined Network Elements Switch -As-Is Charge			UNC3X	UNCCC		8.98	8.98	8.98	8.98		11.90						
STS1 DIGITAL EXTENDED LOOP WITH DEDICATED STS1 INTEROFFICE TRANSPORT (EEL)																		
	High Capacity Unbundled Local Loop - STS1 combination - Per Mile per month			UNCSX	1L5ND	10.92												
	High Capacity Unbundled Local Loop - STS1 combination - Facility Termination per month			UNCSX	UDLS1	426.60	556.37	343.01	139.13	96.84		11.90						
	Interoffice Transport - Dedicated - STS1 combination - Per Mile per month			UNCSX	1L5XX	3.87												
	Interoffice Transport - Dedicated - STS1 combination - Facility Termination per month			UNCSX	U1TFS	1,056.00	335.46	219.28	72.03	70.56		11.90						
	Nonrecurring Currently Combined Network Elements Switch -As-Is Charge			UNCSX	UNCCC		8.98	8.98	8.98	8.98		11.90						
2-WIRE ISDN EXTENDED LOOP WITH DS1 INTEROFFICE TRANSPORT (EEL)																		
	First 2-Wire ISDN Loop in a DS1 Interoffice Combination Transport - Zone 1		1	UNCNX	U1L2X	21.76	147.69	94.41	62.23	10.71		11.90						
	First 2-Wire ISDN Loop in a DS1 Interoffice Combination Transport - Zone 2		2	UNCNX	U1L2X	29.38	147.69	94.41	62.23	10.71		11.90						
	First 2-Wire ISDN Loop in a DS1 Interoffice Combination Transport - Zone 3		3	UNCNX	U1L2X	56.76	147.69	94.41	62.23	10.71		11.90						
	Interoffice Transport - Dedicated - DS1 combination - Per Mile			UNC1X	1L5XX	0.1856												
	Interoffice Transport - Dedicated - DS1 combination - Facility Termination per month			UNC1X	U1TF1	88.44	105.54	98.47	21.47	19.05		11.90						
	Channelization - Channel System DS1 to DS0 combination - per month			UNC1X	MQ1	146.77	101.42	71.62	11.09	10.49		11.90						
	2-wire ISDN COCI (BRITE) - DS1 to DS0 Channel System combination - per month			UNCNX	UC1CA	3.66	10.07	7.08				11.90						

UNBUNDLED NETWORK ELEMENTS - Florida										Attachment: 2		Exhibit: C															
CATEGORY	RATE ELEMENTS	Interim	Zone	BCS	USOC	RATES(\$)	Svc Order Submitted Elec per LSR	Svc Order Submitted Manually per LSR	Incremental Charge - Manual Svc Order vs. Electronic-1st	Incremental Charge - Manual Svc Order vs. Electronic-Add'l	Incremental Charge - Manual Svc Order vs. Electronic-Disc 1st	Incremental Charge - Manual Svc Order vs. Electronic-Disc Add'l	OSS Rates(\$)														
													Rec	Nonrecurring		Nonrecurring Disconnect		SOMEC	SOMAN	SOMAN	SOMAN	SOMAN	SOMAN				
	Additional 2-wire ISDN Loop in same DS1Interoffice Transport Combination - Zone 1		1	UNCNX	U1L2X	21.76			147.69	94.41	62.23	10.71			11.90												
	Additional 2-wire ISDN Loop in same DS1Interoffice Transport Combination - Zone 2		2	UNCNX	U1L2X	29.38			147.69	94.41	62.23	10.71			11.90												
	Additional 2-wire ISDN Loop in same DS1Interoffice Transport Combination - Zone 3		3	UNCNX	U1L2X	56.76			147.69	94.41	62.23	10.71			11.90												
	2-wire ISDN COCI (BRITE) - DS1 to DS0 Channel System combination- per month			UNCNX	UC1CA	3.66			10.07	7.08					11.90												
	Nonrecurring Currently Combined Network Elements Switch -As-Is Charge			UNC1X	UNCCC				8.98	8.98	8.98	8.98			11.90												
4-WIRE DS1 DIGITAL EXTENDED LOOP WITH DEDICATED STS-1 INTEROFFICE TRANSPORT (EEL)																											
	First DS1 Loop in STS1 Interoffice Transport Combination - Zone 1		1	UNC1X	USLXX	73.44			313.75	181.48	61.22	13.53			11.90												
	First DS1 Loop in STS1 Interoffice Transport Combination - Zone 2		2	UNC1X	USLXX	99.13			313.75	181.48	61.22	13.53			11.90												
	First DS1 Loop in STS1 Interoffice Transport Combination - Zone 3		3	UNC1X	USLXX	191.51			313.75	181.48	61.22	13.53			11.90												
	Interoffice Transport - Dedicated - STS1 combination - Per Mile Per Month			UNCSX	1L5XX	3.87																					
	Interoffice Transport - Dedicated - STS1 combination - Facility Termination			UNCSX	U1TFS	1,056.00			335.46	219.28	72.03	70.56			11.90												
	STS1 to DS1 Channel System combination per month			UNCSX	MQ3	211.19			199.28	118.64	40.34	39.07															
	DS3 Interface Unit (DS1 COCI) combination per month			UNC1X	UC1D1	13.76			10.07	7.08					11.90												
	Additional DS1Loop in STS1 Interoffice Transport Combination - Zone 1		1	UNC1X	USLXX	73.44			313.75	181.48	61.22	13.53			11.90												
	Additional DS1Loop in STS1 Interoffice Transport Combination - Zone 2		2	UNC1X	USLXX	99.13			313.75	181.48	61.22	13.53			11.90												
	Additional DS1Loop in STS1 Interoffice Transport Combination - Zone 3		3	UNC1X	USLXX	191.51			313.75	181.48	61.22	13.53			11.90												
	DS3 Interface Unit (DS1 COCI) combination per month			UNC1X	UC1D1	13.76			10.07	7.08					11.90												
	Nonrecurring Currently Combined Network Elements Switch -As-Is Charge			UNCSX	UNCCC				8.98	8.98	8.98	8.98			11.90												
4-WIRE 56 KBPS DIGITAL EXTENDED LOOP WITH 56 KBPS INTEROFFICE TRANSPORT (EEL)																											
	4-wire 56 kbps Loop/4-wire 56 kbps Interoffice Transport Combination - Zone 1		1	UNCDX	UDL56	26.39			161.56	108.85	67.08	15.56			11.90												
	4-wire 56 kbps Loop/4-wire 56 kbps Interoffice Transport Combination - Zone 2		2	UNCDX	UDL56	35.62			161.56	108.85	67.08	15.56			11.90												
	4-wire 56 kbps Loop/4-wire 56 kbps Interoffice Transport Combination - Zone 3		3	UNCDX	UDL56	68.82			161.56	108.85	67.08	15.56			11.90												
	Interoffice Transport - Dedicated - 4-wire 56 kbps combination - Per Mile			UNCDX	1L5XX	0.0091																					
	Interoffice Transport - Dedicated - 4-wire 56 kbps combination - Facility Termination			UNCDX	U1TD5	18.44			47.35	31.78	18.31	7.03			11.90												
	Nonrecurring Currently Combined Network Elements Switch -As-Is Charge			UNCDX	UNCCC				8.98	8.98	8.98	8.98			11.90												
4-WIRE 64 KBPS DIGITAL EXTENDED LOOP WITH 64 KBPS INTEROFFICE TRANSPORT (EEL)																											
	4-wire 64 kbps Loop/4-wire 64 kbps Interoffice Transport Combination - Zone 1		1	UNCDX	UDL64	26.39			161.56	108.85	67.08	15.56			11.90												
	4-wire 64 kbps Loop/4-wire 64 kbps Interoffice Transport Combination - Zone 2		2	UNCDX	UDL64	35.62			161.56	108.85	67.08	15.56			11.90												
	4-wire 64 kbps Loop/4-wire 64 kbps Interoffice Transport Combination - Zone 3		3	UNCDX	UDL64	68.82			161.56	108.85	67.08	15.56			11.90												
	Interoffice Transport - Dedicated - 4-wire 64 kbps combination - Per Mile			UNCDX	1L5XX	0.0091																					
	Interoffice Transport - Dedicated - 4-wire 64 kbps combination - Facility Termination			UNCDX	U1TD6	18.44			47.35	31.78	18.31	7.03			11.90												
	Nonrecurring Currently Combined Network Elements Switch -As-Is Charge			UNCDX	UNCCC				8.98	8.98	8.98	8.98			11.90												
ADDITIONAL NETWORK ELEMENTS																											

UNBUNDLED NETWORK ELEMENTS - Florida										Attachment: 2		Exhibit: C												
CATEGORY	RATE ELEMENTS	Interim	Zone	BCS	USOC	RATES(\$)	Svc Order Submitted Elec per LSR	Svc Order Submitted Manually per LSR	Incremental Charge - Manual Svc Order vs. Electronic-1st	Incremental Charge - Manual Svc Order vs. Electronic-Add'l	Incremental Charge - Manual Svc Order vs. Electronic-Disc 1st	Incremental Charge - Manual Svc Order vs. Electronic-Disc Add'l	OSS Rates(\$)											
													Rec	Nonrecurring		Nonrecurring Disconnect		SOMEc	SOMAN	SOMAN	SOMAN	SOMAN	SOMAN	
When used as a part of a currently combined facility, the non-recurring charges do not apply, but a Switch As Is charge does apply.																								
When used as ordinarily combined network elements in All States, the non-recurring charges apply and the Switch As Is Charge does not.																								
Nonrecurring Currently Combined Network Elements "Switch As Is" Charge (One applies to each combination)																								
	Nonrecurring Currently Combined Network Elements Switch -As-Is Charge - 2 wire/4-Wire VG			UNCVX	UNCCC		8.98	8.98	8.98	8.98		11.90												
	Nonrecurring Currently Combined Network Elements Switch -As-Is Charge - 56/64 kbps			UNCDX	UNCCC		8.98	8.98	8.98	8.98		11.90												
	Nonrecurring Currently Combined Network Elements Switch -As-Is Charge - DS1			UNC1X	UNCCC		8.98	8.98	8.98	8.98		11.90												
	Nonrecurring Currently Combined Network Elements Switch -As-Is Charge - DS3			UNC3X	UNCCC		8.98	8.98	8.98	8.98		11.90												
	Nonrecurring Currently Combined Network Elements Switch -As-Is Charge - STS1			UNCSX	UNCCC		8.98	8.98	8.98	8.98		11.90												
NOTE: Local Channel - Dedicated Transport - minimum billing period - Below DS3=one month, DS3 and above=four months																								
	Local Channel - Dedicated - 2-Wire Voice Grade Zone 1		1	UNCVX	ULDV2		21.94	265.84	46.97	37.63	4.00	11.90												
	Local Channel - Dedicated - 2-Wire Voice Grade Zone 2		2	UNCVX	ULDV2		29.62	265.84	46.97	37.63	4.00	11.90												
	Local Channel - Dedicated - 2-Wire Voice Grade Zone 3		3	UNCVX	ULDV2		57.22	265.84	46.97	37.63	4.00	11.90												
	Local Channel - Dedicated - 4-Wire Voice Grade Zone 1		1	UNCVX	ULDV4		22.81	266.54	47.67	44.22	5.33	11.90												
	Local Channel - Dedicated - 4-Wire Voice Grade Zone 2		2	UNCVX	ULDV4		30.79	266.54	47.67	44.22	5.33	11.90												
	Local Channel - Dedicated - 4-Wire Voice Grade Zone3		3	UNCVX	ULDV4		59.48	266.54	47.67	44.22	5.33	11.90												
	Local Channel - Dedicated - DS1 per month Zone 1		1	UNC1X	ULDF1		35.28	216.65	183.54	24.30	16.95	11.90												
	Local Channel - Dedicated -DS1 Per Month Zone 2		2	UNC1X	ULDF1		47.63	216.65	183.54	24.30	16.95	11.90												
	Local Channel - Dedicated - DS1- Per Month Zone 3		3	UNC1X	ULDF1		92.01	216.65	183.54	24.30	16.95	11.90												
	Local Channel - Dedicated - DS3 - Per Mile per month			UNC3X	1L5NC		8.50																	
	Local Channel - Dedicated - DS3 - Facility Termination			UNC3X	ULDF3		531.91	556.37	343.01	139.13	96.84	11.90												
	Local Channel - Dedicated - STS-1- Per Mile per month			UNCSX	1L5NC		8.50																	
	Local Channel - Dedicated - STS-1 - Facility Termination			UNCSX	ULDFS		540.69	556.37	343.01	139.13	96.84	11.90												
Optional Features & Functions:																								
MULTIPLEXERS																								
	Channelization - DS1 to DS0 Channel System			UXTD1	MQ1		146.77	101.42	71.62	11.09	10.49	11.90												
	OCU-DP COCI (data) - DS1 to DS0 Channel System - per month (2.4-64kbs)			UDL	1D1DD		2.10	10.07	7.08			11.90												
	2-wire ISDN COCI (BRITE) - DS1 to DS0 Channel System - per month			UDN	UC1CA		3.66	10.07	7.08			11.90												
	Voice Grade COCI - DS1 to DS0 Channel System - per month			UEA	1D1VG		1.38	10.07	7.08			11.90												
	DS3 to DS1 Channel System per month			UXTD3	MQ3		211.19	199.28	118.64	40.34	39.07	11.90												
	STS1 to DS1 Channel System per month			UXTS1	MQ3		211.19	199.28	118.64	40.34	39.07	11.90												
	DS3 Interface Unit (DS1 COCI) used with Loop per month			USL	UC1D1		13.76	10.07	7.08			11.90												
	DS3 Interface Unit (DS1 COCI) used with Local Channel per month			ULDD1	UC1D1		13.76	10.07	7.08			11.90												
	DS3 Interface Unit (DS1 COCI) used with Interoffice Channel per month			U1TD1	UC1D1		13.76	10.07	7.08			11.90												
UNBUNDLED LOCAL EXCHANGE SWITCHING(PORTS)																								
Exchange Ports																								
NOTE: Although the Port Rate includes all available features in GA, KY, LA & TN, the desired features will need to be ordered using retail USOCs																								
2-WIRE VOICE GRADE LINE PORT RATES (RES)																								
	Exchange Ports - 2-Wire Analog Line Port- Res.			UEPSR	UEPRL		1.40	3.74	3.63	1.88	1.80	11.90												
	Exchange Ports - 2-Wire Analog Line Port with Caller ID - Res.			UEPSR	UEPRC		1.40	3.74	3.63	1.88	1.80	11.90												
	Exchange Ports - 2-Wire Analog Line Port outgoing only - Res.			UEPSR	UEPRO		1.40	3.74	3.63	1.88	1.80	11.90												
	Exchange Ports - 2-Wire VG unbundled Florida area calling with Caller ID - Res.			UEPSR	UEPAF		1.40	3.74	3.63	1.88	1.80	11.90												
	Exchange Ports - 2-Wire VG unbundled Florida Residence Area Calling Plan, without Caller ID capability			UEPSR	UEPA9		1.40	3.74	3.63	1.88	1.80	11.90												
	Exchange Ports - 2-Wire VG unbundled Florida extended dialing port for use with CREX7 and Caller ID			UEPSR	UEPA1		1.40	3.74	3.63	1.88	1.80	11.90												
	Exchange Ports - 2-Wire VG unbundled Florida extended dialing port for use with CREX7, without Caller ID capability			UEPSR	UEPA8		1.40	3.74	3.63	1.88	1.80	11.90												

UNBUNDLED NETWORK ELEMENTS - Florida										Attachment: 2		Exhibit: C				
CATEGORY	RATE ELEMENTS	Interim	Zone	BCS	USOC	RATES(\$)	Svc Order Submitted Elec per LSR	Svc Order Submitted Manually per LSR	Incremental Charge - Manual Svc Order vs. Electronic-1st	Incremental Charge - Manual Svc Order vs. Electronic-Add'l	Incremental Charge - Manual Svc Order vs. Electronic-Disc 1st	Incremental Charge - Manual Svc Order vs. Electronic-Disc Add'l				
													Rec	Nonrecurring		Nonrecurring Disconnect
										SOMEc	SOMAN	SOMAN	SOMAN	SOMAN	SOMAN	
	Exchange Ports - 2-Wire VG unbundled res, low usage line port with Caller ID (LUM)			UEPSR	UEPAP	1.40	3.74	3.63	1.88	1.80		11.90				
	2-Wire voice unbundled Low Usage Line Port without Caller ID Capability			UEPSR	UEPRT	1.40	3.74	3.63	1.88	1.80		11.90				
	Subsequent Activity			UEPSR	USASC	0.00	0.00	0.00				11.90				
	FEATURES															
	All Available Vertical Features			UEPSR	UEPVF	2.26	0.00	0.00				11.90				
	2-WIRE VOICE GRADE LINE PORT RATES (BUS)															
	Exchange Ports - 2-Wire Analog Line Port without Caller ID - Bus			UEPSB	UEPBL	1.40	3.74	3.63	1.88	1.80		11.90				
	Exchange Ports - 2-Wire VG unbundled Line Port with unbundled port with Caller+E484 ID - Bus.			UEPSB	UEPBC	1.40	3.74	3.63	1.88	1.80		11.90				
	Exchange Ports - 2-Wire Analog Line Port outgoing only - Bus.			UEPSB	UEPBO	1.40	3.74	3.63	1.88	1.80		11.90				
	Exchange Ports - 2-Wire VG unbundled incoming only port with Caller ID - Bus			UEPSB	UEPB1	1.40	3.74	3.63	1.88	1.80		11.90				
	2-Wire voice unbundled Incoming Only Port without Caller ID Capability			UEPSB	UEPBE	1.40	3.74	3.63	1.88	1.80		11.90				
	Subsequent Activity			UEPSB	USASC	0.00	0.00	0.00				11.90				
	FEATURES															
	All Available Vertical Features			UEPSB	UEPVF	2.26	0.00	0.00				11.90				
	EXCHANGE PORT RATES (DID & PBX)															
	2-Wire VG Unbundled 2-Way PBX Trunk - Res			UEPSE	UEPRD	1.40	39.06	18.18	12.35	0.7187		11.90				
	2-Wire VG Line Side Unbundled 2-Way PBX Trunk - Bus			UEPSP	UEPPC	1.40	39.06	18.18	12.35	0.7187		11.90				
	2-Wire VG Line Side Unbundled Outward PBX Trunk - Bus			UEPSP	UEPPO	1.40	39.06	18.18	12.35	0.7187		11.90				
	2-Wire VG Line Side Unbundled Incoming PBX Trunk - Bus			UEPSP	UEPP1	1.40	39.06	18.18	12.35	0.7187		11.90				
	2-Wire Analog Long Distance Terminal PBX Trunk - Bus			UEPSP	UEPLD	1.40	39.06	18.18	12.35	0.7187		11.90				
	2-Wire Voice Unbundled PBX LD Terminal Ports			UEPSP	UEPLD	1.40	39.06	18.18	12.35	0.7187		11.90				
	2-Wire Vice Unbundled 2-Way PBX Usage Port			UEPSP	UEPXA	1.40	39.06	18.18	12.35	0.7187		11.90				
	2-Wire Voice Unbundled PBX Toll Terminal Hotel Ports			UEPSP	UEPXB	1.40	39.06	18.18	12.35	0.7187		11.90				
	2-Wire Voice Unbundled PBX LD DDD Terminals Port			UEPSP	UEPXC	1.40	39.06	18.18	12.35	0.7187		11.90				
	2-Wire Voice Unbundled PBX LD Terminal Switchboard Port			UEPSP	UEPXD	1.40	39.06	18.18	12.35	0.7187		11.90				
	2-Wire Voice Unbundled PBX LD Terminal Switchboard IDD Capable Port			UEPSP	UEPXE	1.40	39.06	18.18	12.35	0.7187		11.90				
	2-Wire Voice Unbundled 2-Way PBX Hotel/Hospital Economy Administrative Calling Port			UEPSP	UEPXL	1.40	39.06	18.18	12.35	0.7187		11.90				
	2-Wire Voice Unbundled 2-Way PBX Hotel/Hospital Economy Room Calling Port			UEPSP	UEPXM	1.40	39.06	18.18	12.35	0.7187		11.90				
	2-Wire Voice Unbundled 1-Way Outgoing PBX Hotel/Hospital Discount Room Calling Port			UEPSP	UEPXO	1.40	39.06	18.18	12.35	0.7187		11.90				
	2-Wire Voice Unbundled 1-Way Outgoing PBX Measured Port			UEPSP	UEPXS	1.40	39.06	18.18	12.35	0.7187		11.90				
	Subsequent Activity			UEPSP	USASC	0.00	0.00	0.00				11.90				
	FEATURES															
	All Available Vertical Features			UEPSP	UEPSE	2.26	0.00	0.00				11.90				
	EXCHANGE PORT RATES (COIN)															
	Exchange Ports - Coin Port					1.40	3.74	3.63	1.88	1.80		11.90				
	NOTE: Transmission/usage charges associated with POTS circuit switched usage will also apply to circuit switched voice and/or circuit switched data transmission by B-Channels associated with 2-wire ISDN ports.															
	NOTE: Access to B Channel or D Channel Packet capabilities will be available only through BFR/New Business Request Process. Rates for the packet capabilities will be determined via the Bona Fide Request/New Business Request Process.															
	UNBUNDLED LOCAL EXCHANGE SWITCHING(PORTS)															
	EXCHANGE PORT RATES															
	Exchange Ports - 2-Wire DID Port			UEPEX	UEPP2	8.73	78.41	15.82	41.94	4.26		11.90			1.83	
	Exchange Ports - DDITS Port - 4-Wire DS1 Port with DID capability			UEPDD	UEPDD	54.95	151.11	77.75	48.81	3.10		11.90			1.83	
	Exchange Ports - 2-Wire ISDN Port (See Notes below.)			UEPTX	UEPSX	8.83	46.83	50.68	27.64	11.93		11.90			1.83	
	All Features Offered			UEPTX	UEPSX	2.26	0.00	0.00				11.90			1.83	
	NOTE: Transmission/usage charges associated with POTS circuit switched usage will also apply to circuit switched voice and/or circuit switched data transmission by B-Channels associated with 2-wire ISDN ports.															
	NOTE: Access to B Channel or D Channel Packet capabilities will be available only through BFR/New Business Request Process. Rates for the packet capabilities will be determined via the Bona Fide Request/New Business Request Process.															
	Exchange Ports - 2-Wire ISDN Port -- Channel Profiles			UEPTX	UEPSX	0.00	0.00	0.00								
	Exchange Ports - 4-Wire ISDN DS1 Port			UEPEX	UEPEX	82.74	174.61	95.17	49.80	18.23		11.90			1.83	

UNBUNDLED NETWORK ELEMENTS - Florida										Attachment: 2		Exhibit: C				
CATEGORY	RATE ELEMENTS	Interim	Zone	BCS	USOC	RATES(\$)	Svc Order Submitted Elec per LSR	Svc Order Submitted Manually per LSR	Incremental Charge - Manual Svc Order vs. Electronic-1st	Incremental Charge - Manual Svc Order vs. Electronic-Add'l	Incremental Charge - Manual Svc Order vs. Electronic-Disc 1st	Incremental Charge - Manual Svc Order vs. Electronic-Disc Add'l				
													Rec	Nonrecurring		Nonrecurring Disconnect
										SOMEc	SOMAN	SOMAN	SOMAN	SOMAN	SOMAN	
	2-Wire VG Unbundled Combination 2-Way PBX Trunk Port - Res			UEPRG	UEPRD	1.17			90.00	90.00					11.90	
LOCAL NUMBER PORTABILITY																
	Local Number Portability (1 per port)			UEPRG	LNPCP	3.15			0.00	0.00						11.90
FEATURES																
	All Features Offered			UEPRG	UEPVF	2.26			0.00	0.00						11.90
NONRECURRING CHARGES (NRCs) - CURRENTLY COMBINED																
	2-Wire Voice Grade Loop/ Line Port Combination (PBX) - Conversion - Switch-As-Is			UEPRG	USAC2				8.45	1.91						11.90
	2-Wire Voice Grade Loop/ Line Port Combination (PBX) - Conversion - Switch with Change			UEPRG	USACC				8.45	1.91						11.90
ADDITIONAL NRCs																
	2-Wire Voice Grade Loop/ Line Port Combination (PBX) - Subsequent Activity			UEPRG	USAS2	0.00			0.00	0.00						11.90
	PBX Subsequent Activity - Change/Rearrange Multiline Hunt Group								7.09	7.09						11.90
2-WIRE VOICE GRADE LOOP WITH 2-WIRE LINE PORT (BUS - PBX)																
UNE Port/Loop Combination Rates																
	2-Wire VG Loop/Port Combo - Zone 1		1			14.11										
	2-Wire VG Loop/Port Combo - Zone 2		2			18.23										
	2-Wire VG Loop/Port Combo - Zone 3		3			33.04										
UNE Loop Rates																
	2-Wire Voice Grade Loop (SL 1) - Zone 1		1	UEPPX	UEPLX	12.94										
	2-Wire Voice Grade Loop (SL 1) - Zone 2		2	UEPPX	UEPLX	17.06										
	2-Wire Voice Grade Loop (SL 1) - Zone 3		3	UEPPX	UEPLX	31.87										
2-Wire Voice Grade Line Port Rates (BUS - PBX)																
	Line Side Unbundled Combination 2-Way PBX Trunk Port - Bus			UEPPX	UEPPC	1.17			90.00	90.00						11.90
	Line Side Unbundled Outward PBX Trunk Port - Bus			UEPPX	UEPPO	1.17			90.00	90.00						11.90
	Line Side Unbundled Incoming PBX Trunk Port - Bus			UEPPX	UEPP1	1.17			90.00	90.00						11.90
	2-Wire Voice Unbundled PBX LD Terminal Ports			UEPPX	UEPLD	1.17			90.00	90.00						11.90
	2-Wire Voice Unbundled 2-Way Combination PBX Usage Port			UEPPX	UEPXA	1.17			90.00	90.00						11.90
	2-Wire Voice Unbundled PBX Toll Terminal Hotel Ports			UEPPX	UEPXB	1.17			90.00	90.00						11.90
	2-Wire Voice Unbundled PBX LD DDD Terminals Port			UEPPX	UEPXC	1.17			90.00	90.00						11.90
	2-Wire Voice Unbundled PBX LD Terminal Switchboard Port			UEPPX	UEPXD	1.17			90.00	90.00						11.90
	2-Wire Voice Unbundled PBX LD Terminal Switchboard IDD Capable Port			UEPPX	UEPXE	1.17			90.00	90.00						11.90
	2-Wire Voice Unbundled 2-Way PBX Hotel/Hospital Economy Administrative Calling Port			UEPPX	UEPXL	1.17			90.00	90.00						11.90
	2-Wire Voice Unbundled 2-Way PBX Hotel/Hospital Economy Room Calling Port			UEPPX	UEPXM	1.17			90.00	90.00						11.90
	2-Wire Voice Unbundled 1-Way Outgoing PBX Hotel/Hospital Discount Room Calling Port			UEPPX	UEPXO	1.17			90.00	90.00						11.90
	2-Wire Voice Unbundled 1-Way Outgoing PBX Measured Port			UEPPX	UEPXS	1.17			90.00	90.00						11.90
LOCAL NUMBER PORTABILITY																
	Local Number Portability (1 per port)			UEPPX	LNPCP	3.15			0.00	0.00						11.90
FEATURES																
	All Features Offered			UEPPX	UEPVF	2.26			0.00	0.00						11.90
NONRECURRING CHARGES (NRCs) - CURRENTLY COMBINED																
	2-Wire Voice Grade Loop/ Line Port Combination (PBX) - Conversion - Switch-As-Is			UEPPX	USAC2				8.45	1.91						11.90
	2-Wire Voice Grade Loop/ Line Port Combination (PBX) - Conversion - Switch with Change			UEPPX	USACC				8.45	1.91						11.90
ADDITIONAL NRCs																
	2-Wire Voice Grade Loop/ Line Port Combination (PBX) - Subsequent Activity			UEPPX	USAS2	0.00			0.00	0.00						11.90
	PBX Subsequent Activity - Change/Rearrange Multiline Hunt Group								7.86	7.86						11.90
2-WIRE VOICE GRADE LOOP WITH 2-WIRE ANALOG LINE COIN PORT																

UNBUNDLED NETWORK ELEMENTS - Florida							Attachment: 2		Exhibit: C						
CATEGORY	RATE ELEMENTS	Interim	Zone	BCS	USOC	RATES(\$)	Svc Order Submitted Elec per LSR	Svc Order Submitted Manually per LSR	Incremental Charge - Manual Svc Order vs. Electronic-1st	Incremental Charge - Manual Svc Order vs. Electronic-Add'l	Incremental Charge - Manual Svc Order vs. Electronic-Disc 1st	Incremental Charge - Manual Svc Order vs. Electronic-Disc Add'l			
													Rec	Nonrecurring	
										SOMEc	SOMAN	SOMAN	SOMAN	SOMAN	SOMAN
UNE Port/Loop Combination Rates															
	2-Wire VG Coin Port/Loop Combo – Zone 1		1			14.11									
	2-Wire VG Coin Port/Loop Combo – Zone 2		2			18.23									
	2-Wire VG Coin Port/Loop Combo – Zone 3		3			33.04									
UNE Loop Rates															
	2-Wire Voice Grade Loop (SL1) - Zone 1		1	UEPCO	UEPLX	12.94									
	2-Wire Voice Grade Loop (SL1) - Zone 2		2	UEPCO	UEPLX	17.06									
	2-Wire Voice Grade Loop (SL1) - Zone 3		3	UEPCO	UEPLX	31.87									
2-Wire Voice Grade Line Ports (COIN)															
	2-Wire Coin 2-Way with Operator Screening and Blocking: 011, 900/976, 1+DDD (FL)			UEPCO	UEP2F	1.17	90.00	90.00			11.90				
	2-Wire Coin 2-Way with Operator Screening and 011 Blocking (FL)			UEPCO	UEPFA	1.17	90.00	90.00			11.90				
	2-Wire Coin 2-Way with Operator Screening and Blocking: 900/976, 1+DDD, 011+, and Local (FL)			UEPCO	UEPCG	1.17	90.00	90.00			11.90				
	2-Wire Coin Outward with Operator Screening and 011 Blocking (AL, FL)			UEPCO	UEPRK	1.17	90.00	90.00			11.90				
	2-Wire Coin Outward with Operator Screening and Blocking: 900/976, 1+DDD, 011+ (FL)			UEPCO	UEPOF	1.17	90.00	90.00			11.90				
	2-Wire Coin Outward with Operator Screening and Blocking: 900/976, 1+DDD, 011+, and Local (FL, GA)			UEPCO	UEPCQ	1.17	90.00	90.00			11.90				
	2-Wire 2-Way Smartline with 900/976 (all states except LA)			UEPCO	UEPCK	1.17	90.00	90.00			11.90				
	2-Wire Coin Outward Smartline with 900/976 (all states except LA)			UEPCO	UEPCR	1.17	90.00	90.00			11.90				
ADDITIONAL UNE COIN PORT/LOOP (RC)															
	UNE Coin Port/Loop Combo Usage (Flat Rate)			UEPCO	URECU	1.86	90.00	90.00			11.90				
LOCAL NUMBER PORTABILITY															
	Local Number Portability (1 per port)			UEPCO	LNPCX	0.35									
NONRECURRING CHARGES - CURRENTLY COMBINED															
	2-Wire Voice Grade Loop / Line Port Combination - Conversion - Switch-as-is			UEPCO	USAC2		0.102	0.102			11.90				
	2-Wire Voice Grade Loop / Line Port Combination - Conversion - Switch with change			UEPCO	USACC		0.102	0.102			11.90				
ADDITIONAL NRCs															
	2-Wire Voice Grade Loop/Line Port Combination - Subsequent Activity			UEPCO	USAS2		0.00	0.00			11.90				
2-WIRE VOICE LOOP/ 2WIRE VOICE GRADE IO TRANSPORT/ 2-WIRE LINE PORT (RES)															
UNE Port/Loop Combination Rates															
	2-Wire VG Loop/IO Transport/Port Combo - Zone 1		1			20.10									
	2-Wire VG Loop/IO Transport/Port Combo - Zone 2		2			24.05									
	2-Wire VG Loop/IO Transport/Port Combo - Zone 3		3			29.49									
UNE Loop Rates															
	2-Wire Voice Grade Loop (SL2) - Zone 1		1	UEPFR	UECF2	18.48									
	2-Wire Voice Grade Loop (SL2) - Zone 2		2	UEPFR	UECF2	22.43									
	2-Wire Voice Grade Loop (SL2) - Zone 3		3	UEPFR	UECF2	27.87									
2-Wire Voice Grade Line Port Rates (Res)															
	2-Wire voice unbundled port - residence			UEPFR	UEPRL	1.62	250.00	250.00			11.90				
	2-Wire voice unbundled port with Caller ID - res			UEPFR	UEPRC	1.62	250.00	250.00			11.90				
	2-Wire voice unbundled port outgoing only - res			UEPFR	UEPRO	1.62	250.00	250.00			11.90				
	2-Wire voice unbundled Florida Area Calling with Caller ID - res			UEPFR	UEPAF	1.62	250.00	250.00			11.90				
	2-Wire voice unbundled res, low usage line port with Caller ID (LUM)			UEPFR	UEPAP	1.62	250.00	250.00			11.90				
INTEROFFICE TRANSPORT															
	Interoffice Transport - Dedicated - 2 Wire Voice Grade - Facility Termination			UEPFR	U1TV2	26.52									
	Interoffice Transport - Dedicated - 2 Wire Voice Grade - Per Mile or Fraction Mile			UEPFR	1L5XX	0.0091									
FEATURES															

UNBUNDLED NETWORK ELEMENTS - Florida							Attachment: 2		Exhibit: C						
CATEGORY	RATE ELEMENTS	Interim	Zone	BCS	USOC	RATES(\$)	Svc Order Submitted Elec per LSR	Svc Order Submitted Manually per LSR	Incremental Charge - Manual Svc Order vs. Electronic-1st	Incremental Charge - Manual Svc Order vs. Electronic-Add'l	Incremental Charge - Manual Svc Order vs. Electronic-Disc 1st	Incremental Charge - Manual Svc Order vs. Electronic-Disc Add'l			
													Rec	Nonrecurring	
							First	Add'l	First	Add'l	SOMEc	SOMAN	SOMAN	SOMAN	SOMAN
	All Features Offered			UEPFR	UEPVF	2.26	0.00	0.00				11.90			
	LOCAL NUMBER PORTABILITY														
	Local Number Portability (1 per port)			UEPFR	LNPCX	0.35									
	NONRECURRING CHARGES (NRCs) - CURRENTLY COMBINED														
	2-Wire Loop / Dedicated IO Transport / 2 Wire Line Port Combination - Conversion - Switch-as-is			UEPFR	USAC2	16.97	3.73					11.90			
	2-Wire Loop / Dedicated IO Transport / 2 Wire Line Port Combination - Conversion - Switch-With-Change			UEPFR	USACC	16.97	3.73					11.90			
	2-WIRE VOICE LOOP/ 2WIRE VOICE GRADE IO TRANSPORT/ 2-WIRE LINE PORT (BUS)														
	UNE Port/Loop Combination Rates														
	2-Wire VG Loop/IO Tranport/Port Combo - Zone 1		1			20.10									
	2-Wire VG Loop/IO Tranport/Port Combo - Zone 2		2			24.05									
	2-Wire VG Loop/IO Tranport/Port Combo - Zone 3		3			29.49									
	UNE Loop Rates														
	2-Wire Voice Grade Loop (SL2) - Zone 1		1	UEPFB	UECF2	18.48									
	2-Wire Voice Grade Loop (SL2) - Zone 2		2	UEPFB	UECF2	22.43									
	2-Wire Voice Grade Loop (SL2) - Zone 3		3	UEPFB	UECF2	27.87									
	2-Wire Voice Grade Line Port (Bus)														
	2-Wire voice unbundled port without Caller ID - bus			UEPFB	UEPBL	1.62	250.00	250.00				11.90			
	2-Wire voice unbundled port with Caller + E484 ID - bus			UEPFB	UEPBC	1.62	250.00	250.00				11.90			
	2-Wire voice unbundled port outgoing only - bus			UEPFB	UEPBO	1.62	250.00	250.00				11.90			
	2-Wire voice unbundled incoming only port with Caller ID - Bus			UEPFB	UEPB1	1.62	250.00	250.00				11.90			
	LOCAL NUMBER PORTABILITY														
	Local Number Portability (1 per port)			UEPFB	LNPCX	0.35									
	INTEROFFICE TRANSPORT														
	Interoffice Transport - Dedicated - 2 Wire Voice Grade - Facility Termination			UEPFB	U1TV2	26.52									
	Interoffice Transport - Dedicated - 2 Wire Voice Grade - Per Mile or Fraction Mile			UEPFB	1L5XX	0.0091									
	FEATURES														
	All Features Offered			UEPFB	UEPVF	2.26	0.00	0.00				11.90			
	NONRECURRING CHARGES (NRCs) - CURRENTLY COMBINED														
	2-Wire Loop / Dedicated IO Transport / 2 Wire Line Port Combination - Conversion - Switch-as-is			UEPFB	USAC2	16.97	3.73					11.90			
	2-Wire Loop / Dedicated IO Transport / 2 Wire Line Port Combination - Conversion - Switch with change			UEPFB	USACC	16.97	3.73					11.90			
	2-WIRE VOICE GRADE LOOP WITH 2-WIRE LINE PORT (BUS - PBX)														
	UNE Port/Loop Combination Rates														
	2-Wire VG Loop/IO Tranport/Port Combo - Zone 1		1			20.10									
	2-Wire VG Loop/IO Tranport/Port Combo - Zone 2		2			24.05									
	2-Wire VG Loop/IO Tranport/Port Combo - Zone 3		3			29.49									
	UNE Loop Rates														
	2-Wire Voice Grade Loop (SL2) - Zone 1		1	UEPFP	UECF2	18.48									
	2-Wire Voice Grade Loop (SL2) - Zone 2		2	UEPFP	UECF2	22.43									
	2-Wire Voice Grade Loop (SL2) - Zone 3		3	UEPFP	UECF2	27.87									
	2-Wire Voice Grade Line Port Rates (BUS - PBX)														
	Line Side Unbundled Combination 2-Way PBX Trunk Port - Bus			UEPFP	UEPPC	1.62	250.00	250.00				11.90			
	Line Side Unbundled Outward PBX Trunk Port - Bus			UEPFP	UEPPO	1.62	250.00	250.00				11.90			
	Line Side Unbundled Incoming PBX Trunk Port - Bus			UEPFP	UEPP1	1.62	250.00	250.00				11.90			
	2-Wire Voice Unbundled PBX LD Terminal Ports			UEPFP	UEPLD	1.62	250.00	250.00				11.90			
	2-Wire Voice Unbundled 2-Way Combination PBX Usage Port			UEPFP	UEPXA	1.62	250.00	250.00				11.90			
	2-Wire Voice Unbundled PBX Toll Terminal Hotel Ports			UEPFP	UEPXB	1.62	250.00	250.00				11.90			
	2-Wire Voice Unbundled PBX LD DDD Terminals Port			UEPFP	UEPXC	1.62	250.00	250.00				11.90			
	2-Wire Voice Unbundled PBX LD Terminal Switchboard Port			UEPFP	UEPXD	1.62	250.00	250.00				11.90			
	2-Wire Voice Unbundled PBX LD Terminal Switchboard IDD Capable Port			UEPFP	UEPXE	1.62	250.00	250.00				11.90			
	2-Wire Voice Unbundled 2-Way PBX Hotel/Hospital Economy Administrative Calling Port			UEPFP	UEPXL	1.62	250.00	250.00				11.90			

UNBUNDLED NETWORK ELEMENTS - Florida							Attachment: 2		Exhibit: C							
CATEGORY	RATE ELEMENTS	Interim	Zone	BCS	USOC	RATES(\$)	Svc Order Submitted Elec per LSR	Svc Order Submitted Manually per LSR	Incremental Charge - Manual Svc Order vs. Electronic-1st	Incremental Charge - Manual Svc Order vs. Electronic-Add'l	Incremental Charge - Manual Svc Order vs. Electronic-Disc 1st	Incremental Charge - Manual Svc Order vs. Electronic-Disc Add'l				
													Rec	Nonrecurring		Nonrecurring Disconnect
										SOMEc	SOMAN	SOMAN	SOMAN	SOMAN	SOMAN	
	2-Wire Voice Unbundled 2-Way PBX Hotel/Hospital Economy Room Calling Port			UEPFP	UEPXM	1.62	250.00	250.00			11.90					
	2-Wire Voice Unbundled 1-Way Outgoing PBX Hotel/Hospital Discount Room Calling Port			UEPFP	UEPXM	1.62	250.00	250.00			11.90					
	2-Wire Voice Unbundled 1-Way Outgoing PBX Measured Port			UEPFP	UEPXS	1.62	250.00	250.00			11.90					
LOCAL NUMBER PORTABILITY																
	Local Number Portability (1 per port)			UEPFP	LNPCP	3.15	0.00	0.00			11.90					
INTEROFFICE TRANSPORT																
	Interoffice Transport - Dedicated - 2 Wire Voice Grade - Facility Termination			UEPFP	U1TV2	26.52										
	Interoffice Transport - Dedicated - 2 Wire Voice Grade - Per Mile or Fraction Mile			UEPFP	1L5XX	0.0091										
FEATURES																
	All Features Offered			UEPFP	UEPVF	2.26	0.00	0.00			11.90					
NONRECURRING CHARGES (NRCs) - CURRENTLY COMBINED																
	2-Wire Loop / Dedicated IO Transport / 2 Wire Line Port Combination - Conversion - Switch-as-is			UEPFP	USAC2		16.97	3.73			11.90					
	2-Wire Loop / Dedicated IO Transport / 2 Wire Line Port Combination - Conversion - Switch with change			UEPFP	USACC		16.97	3.73			11.90					
UNBUNDLED PORT/LOOP COMBINATIONS - COST BASED RATES																
2-WIRE VOICE GRADE LOOP- BUS ONLY - WITH 2-WIRE DID TRUNK PORT																
UNE Port/Loop Combination Rates																
	2-Wire VG Loop/2-Wire DID Trunk Port Combo - UNE Zone 1		1			23.21										
	2-Wire VG Loop/2-Wire DID Trunk Port Combo - UNE Zone 2		2			28.28										
	2-Wire VG Loop/2-Wire DID Trunk Port Combo - UNE Zone 3		3			46.53										
UNE Loop Rates																
	2-Wire Analog Voice Grade Loop - (SL2) - UNE Zone 1		1	UEPPX	UECD1	14.50				11.90				1.83		
	2-Wire Analog Voice Grade Loop - (SL2) - UNE Zone 2		2	UEPPX	UECD1	19.57				11.90				1.83		
	2-Wire Analog Voice Grade Loop - (SL2) - UNE Zone 3		3	UEPPX	UECD1	37.82				11.90				1.83		
UNE Port Rate																
	Exchange Ports - 2-Wire DID Port			UEPPX	UEPD1	8.71	850.00	75.00			11.90				1.83	
NONRECURRING CHARGES - CURRENTLY COMBINED																
	2-Wire Voice Grade Loop / 2-Wire DID Trunk Port Combination - Switch-as-is			UEPPX	USAC1		7.85	1.87			11.90					
	2-Wire Voice Grade Loop / 2-Wire DID Trunk Port Conversion with BellSouth Allowable Changes			UEPPX	USA1C		7.85	1.87			11.90					
ADDITIONAL NRCs																
	2-Wire DID Subsequent Activity - Add Trunks, Per Trunk			UEPPX	USAS1		32.26	32.26			11.90					
Telephone Number/Trunk Group Establishment Charges																
	DID Trunk Termination (One Per Port)			UEPPX	NDT	0.00	0.00	0.00			11.90				1.83	
	DID Numbers, Establish Trunk Group and Provide First Group of 20 DID Numbers			UEPPX	NDZ	0.00	0.00	0.00			11.90				1.83	
	Additional DID Numbers for each Group of 20 DID Numbers			UEPPX	ND4	0.00	0.00	0.00			11.90				1.83	
	DID Numbers, Non- consecutive DID Numbers , Per Number			UEPPX	ND5	0.00	0.00	0.00			11.90				1.83	
	Reserve Non-Consecutive DID numbers			UEPPX	ND6	0.00	0.00	0.00			11.90				1.83	
	Reserve DID Numbers			UEPPX	NDV	0.00	0.00	0.00			11.90				1.83	
LOCAL NUMBER PORTABILITY																
	Local Number Portability (1 per port)			UEPPX	LNPCP	3.15	0.00	0.00								
2-WIRE ISDN DIGITAL GRADE LOOP WITH 2-WIRE ISDN DIGITAL LINE SIDE PORT																
UNE Port/Loop Combination Rates																
	2W ISDN Digital Grade Loop/2W ISDN Digital Line Side Port - UNE Zone 1		1	UEPPB	UEPPR	32.09										
	2W ISDN Digital Grade Loop/2W ISDN Digital Line Side Port - UNE Zone 2		2	UEPPB	UEPPR	38.15										
	2W ISDN Digital Grade Loop/2W ISDN Digital Line Side Port - UNE Zone 3		3	UEPPB	UEPPR	59.94										
UNE Loop Rates																
	2-Wire ISDN Digital Grade Loop - UNE Zone 1		1	UEPPB	UEPPR	24.71					11.90				1.83	

UNBUNDLED NETWORK ELEMENTS - Florida										Attachment: 2		Exhibit: C		
CATEGORY	RATE ELEMENTS	Interim	Zone	BCS	USOC	RATES(\$)	Svc Order Submitted Elec per LSR	Svc Order Submitted Manually per LSR	Incremental Charge - Manual Svc Order vs. Electronic-1st	Incremental Charge - Manual Svc Order vs. Electronic-Add'l	Incremental Charge - Manual Svc Order vs. Electronic-Disc 1st	Incremental Charge - Manual Svc Order vs. Electronic-Disc Add'l		
													Rec	Nonrecurring
										SOMEc	SOMAN	SOMAN	SOMAN	SOMAN
	2-Wire ISDN Digital Grade Loop - UNE Zone 2		2	UEPPB UEPPR USL2X		30.77					11.90			1.83
	2-Wire ISDN Digital Grade Loop - UNE Zone 3		3	UEPPB UEPPR USL2X		52.56					11.90			1.83
	UNE Port Rate													
	Exchange Port - 2-Wire ISDN Line Side Port			UEPPB UEPPR UEPPB		7.38	525.00	400.00			11.09			1.83
	NONRECURRING CHARGES - CURRENTLY COMBINED													
	2-Wire ISDN Digital Grade Loop / 2-Wire ISDN Line Side Port Combination - Conversion			UEPPB UEPPR USACB		0.00	25.22	17.00			11.90			1.83
	ADDITIONAL NRCs													
	LOCAL NUMBER PORTABILITY													
	Local Number Portability (1 per port)			UEPPB UEPPR LNPCX		0.35	0.00	0.00						
	B-CHANNEL USER PROFILE ACCESS:													
	CVS/CSD (DMS/5ESS)			UEPPB UEPPR U1UCA		0.00	0.00	0.00						
	CVS (EWSD)			UEPPB UEPPR U1UCB		0.00	0.00	0.00						
	CSD			UEPPB UEPPR U1UCC		0.00	0.00	0.00						
	B-CHANNEL AREA PLUS USER PROFILE ACCESS: (AL,KY,LA,MS SC,MS, & TN)													
	USER TERMINAL PROFILE													
	User Terminal Profile (EWSD only)			UEPPB UEPPR U1UMA		0.00	0.00	0.00						
	VERTICAL FEATURES													
	All Vertical Features - One per Channel B User Profile			UEPPB UEPPR UEPVF		2.26	0.00	0.00			11.90			
	INTEROFFICE CHANNEL MILEAGE													
	Interoffice Channel mileage each, including first mile and facilities termination			UEPPB UEPPR M1GNC		18.4491	47.35	31.78	18.31	7.03	11.90			1.83
	Interoffice Channel mileage each, additional mile			UEPPB UEPPR M1GNM		0.0091	0.00	0.00			11.90			1.83
	4-WIRE DS1 DIGITAL LOOP WITH 4-WIRE ISDN DS1 DIGITAL TRUNK PORT													
	UNE Port/Loop Combination Rates													
	4W DS1 Digital Loop/4W ISDN DS1 Digital Trunk Port - UNE Zone 1		1	UEPPP		156.18								
	4W DS1 Digital Loop/4W ISDN DS1 Digital Trunk Port - UNE Zone 2		2	UEPPP		181.87								
	4W DS1 Digital Loop/4W ISDN DS1 Digital Trunk Port - UNE Zone 3		3	UEPPP		274.25								
	UNE Loop Rates													
	4-Wire DS1 Digital Loop - UNE Zone 1		1	UEPPP USL4P		73.44					11.90			1.83
	4-Wire DS1 Digital Loop - UNE Zone 2		2	UEPPP USL4P		99.13					11.90			1.83
	4-Wire DS1 Digital Loop - UNE Zone 3		3	UEPPP USL4P		191.51					11.90			1.83
	UNE Port Rate													
	Exchange Ports - 4-Wire ISDN DS1 Port			UEPPP UEPPP		82.74	1,150.00	1,150.00			11.90			1.83
	NONRECURRING CHARGES - CURRENTLY COMBINED													
	4-Wire DS1 Digital Loop / 4-Wire ISDN DS1 Digital Trunk Port Combination - Conversion - Switch-as-is			UEPPP USACP		0.00	84.17	61.38			11.90			1.83
	ADDITIONAL NRCs													
	4-Wire DS1 Loop/4-W ISDN Digtl Trk Port - Subsqct Actvy-Inward/two way Tel Nos. (except NC)			UEPPP PR7TF			0.5412				11.90			1.83
	4-Wire DS1 Loop / 4-Wire ISDN DS1 Digital Trunk Port - Outward Tel Numbers (All States except NC)			UEPPP PR7TO			12.71	12.71			11.90			1.83
	4-Wire DS1 Loop / 4-Wire ISDN DS1 Digital Trk Port - Subsequent Inward Tel Numbers			UEPPP PR7ZT			25.42	25.42			11.90			1.83
	LOCAL NUMBER PORTABILITY													
	Local Number Portability (1 per port)			UEPPP LNPCN		1.75								
	INTERFACE (Provsioning Only)													
	Voice/Data			UEPPP PR71V		0.00	0.00	0.00						
	Digital Data			UEPPP PR71D		0.00	0.00	0.00						
	Inward Data			UEPPP PR71E		0.00	0.00	0.00						
	New or Additional "B" Channel													
	New or Additional - Voice/Data B Channel			UEPPP PR7BV		0.00	15.48				11.90			1.83
	New or Additional - Digital Data B Channel			UEPPP PR7BF		0.00	15.48				11.90			1.83
	New or Additional Inward Data B Channel			UEPPP PR7BD		0.00	15.48				11.90			1.83
	CALL TYPES													

UNBUNDLED NETWORK ELEMENTS - Florida

UNBUNDLED NETWORK ELEMENTS - Florida							Attachment: 2		Exhibit: C			
CATEGORY	RATE ELEMENTS	Interim	Zone	BCS	USOC	RATES(\$)	Svc Order Submitted Elec per LSR	Svc Order Submitted Manually per LSR	Incremental Charge - Manual Svc Order vs. Electronic-1st	Incremental Charge - Manual Svc Order vs. Electronic-Add'l	Incremental Charge - Manual Svc Order vs. Electronic-Disc 1st	Incremental Charge - Manual Svc Order vs. Electronic-Disc Add'l
							Rec	Nonrecurring First	Nonrecurring Add'l	Nonrecurring Disconnect First	Nonrecurring Disconnect Add'l	OSS Rates(\$)
							SOMEc	SOMAN	SOMAN	SOMAN	SOMAN	SOMAN
	Inward			UEPPP	PR7C1	0.00	0.00	0.00				
	Outward			UEPPP	PR7C0	0.00	0.00	0.00				
	Two-way			UEPPP	PR7CC	0.00	0.00	0.00				
Interoffice Channel Mileage												
	Fixed Each Including First Mile			UEPPP	1LN1A	88.6256	105.54	98.47	21.47	19.05	11.90	1.93
	Each Airline-Fractional Additional Mile			UEPPP	1LN1B	0.1856						
4-WIRE DS1 DIGITAL LOOP WITH 4-WIRE DDITS TRUNK PORT												
UNE Port/Loop Combination Rates												
	4W DS1 Digital Loop/4W DDITS Trunk Port - UNE Zone 1		1	UEPDC		128.39					11.90	1.83
	4W DS1 Digital Loop/4W DDITS Trunk Port - UNE Zone 2		2	UEPDC		154.08					11.90	1.83
	4W DS1 Digital Loop/4W DDITS Trunk Port - UNE Zone 3		3	UEPDC		246.46					11.90	1.83
UNE Loop Rates												
	4-Wire DS1 Digital Loop - UNE Zone 1		1	UEPDC	USLDC	73.44					11.90	1.83
	4-Wire DS1 Digital Loop - UNE Zone 2		2	UEPDC	USLDC	99.13					11.90	1.83
	4-Wire DS1 Digital Loop - UNE Zone 3		3	UEPDC	USLDC	191.51					11.90	1.83
UNE Port Rate												
	4-Wire DDITS Digital Trunk Port			UEPDC	UDD1T	54.95					11.90	1.83
NONRECURRING CHARGES - CURRENTLY COMBINED												
	4-Wire DS1 Digital Loop / 4-Wire DDITS Trunk Port Combination - Switch-as-is			UEPDC	USAC4		95.31	46.71			11.90	1.83
	4-Wire DS1 Digital Loop / 4-Wire DDITS Trunk Port Combination - Conversion with DS1 Changes			UEPDC	USAWA		95.31	46.71			11.90	1.83
	4-Wire DS1 Digital Loop / 4-Wire DDITS Trunk Port Combination - Conversion with Change - Trunk			UEPDC	USAWB		95.31	46.71			11.90	1.83
ADDITIONAL NRCs												
	4-Wire DS1 Loop / 4-Wire DDITS Trunk Port - NRC - Subsequent Channel Activation/Chan - 2-Way Trunk			UEPDC	UDTTA		15.69	15.69			11.90	1.83
	4-Wire DS1 Loop / 4-Wire DDITS Trunk Port - Subsequent Channel Activation/Chan - 1-Way Outward Trunk			UEPDC	UDTTB		15.69	15.69			11.90	1.83
	4-Wire DS1 Loop / 4-Wire DDITS Trunk Port - Subsqt Channel Activation/Chan - Inward Trunk w/out DID			UEPDC	UDTTC		15.69	15.69			11.90	1.83
	4-Wire DS1 Loop / 4-Wire DDITS Trunk Port - Subsqt Chan Activation Per Chan - Inward Trunk with DID			UEPDC	UDTTD		15.69	15.69			11.90	1.83
	4-Wire DS1 Loop / 4-Wire DDITS Trunk Port - Subsqt Chan Activation / Chan - 2-Way DID w User Trans			UEPDC	UDTTE		15.69	15.69			11.90	1.83
BIPOlar 8 ZERO SUBSTITUTION												
	B8ZS -Superframe Format			UEPDC	CCOSF		0.00	655.00			11.90	1.83
	B8ZS - Extended Superframe Format			UEPDC	CCOEF		0.00	655.00			11.90	1.83
Alternate Mark Inversion												
	AMI -Superframe Format			UEPDC	MCOSF		0.00	0.00				
	AMI - Extended SuperFrame Format			UEPDC	MCOPO		0.00	0.00				
Telephone Number/Trunk Group Establishment Charges												
	Telephone Number for 2-Way Trunk Group			UEPDC	UDTGX	0.00					11.90	1.83
	Telephone Number for 1-Way Outward Trunk Group			UEPDC	UDTGY	0.00					11.90	1.83
	Telephone Number for 1-Way Inward Trunk Group Without DID			UEPDC	UDTGZ	0.00					11.90	1.83
	DID Numbers, Establish Trunk Group and Provide First Group of 20 DID Numbers			UEPDC	NDZ	0.00	0.00	0.00			11.90	1.83
	DID Numbers for each Group of 20 DID Numbers			UEPDC	ND4	0.00					11.90	1.83
	DID Numbers, Non- consecutive DID Numbers , Per Number			UEPDC	ND5	0.00					11.90	1.83
	Reserve Non-Consecutive DID Nos.			UEPDC	ND6	0.00	0.00	0.00			11.90	1.83
	Reserve DID Numbers			UEPDC	NDV	0.00	0.00	0.00			11.90	1.83
Dedicated DS1 (Interoffice Channel Mileage) - FX/FCO for 4-Wire DS1 Digital Loop with 4-Wire DDITS Trunk Port												
	Interoffice Channel Mileage - Fixed rate 0-8 miles (Facilities Termination)			UEPDC	1LNO1	88.44	105.54	98.47	21.47	19.05	11.90	1.83
	Interoffice Channel Mileage - Additional rate per mile - 0-8 miles			UEPDC	1LNOA	0.1856	0.00	0.00				
	Interoffice Channel Mileage - Fixed rate 9-25 miles (Facilities Termination)			UEPDC	1LNO2	0.00	0.00	0.00				

UNBUNDLED NETWORK ELEMENTS - Florida										Attachment: 2		Exhibit: C			
CATEGORY	RATE ELEMENTS	Interim	Zone	BCS	USOC	RATES(\$)	Svc Order Submitted Elec per LSR	Svc Order Submitted Manually per LSR	Incremental Charge - Manual Svc Order vs. Electronic-1st	Incremental Charge - Manual Svc Order vs. Electronic-Add'l	Incremental Charge - Manual Svc Order vs. Electronic-Disc 1st	Incremental Charge - Manual Svc Order vs. Electronic-Disc Add'l			
													Rec	Nonrecurring	
										SOMEc	SOMAN	SOMAN	SOMAN	SOMAN	SOMAN
	Interoffice Channel Mileage - Additional rate per mile - 9-25 miles			UEPDC	1LNOB	0.1856		0.00	0.00						
	Interoffice Channel Mileage - Fixed rate 25+ miles (Facilities Termination)			UEPDC	1LNO3	0.00		0.00	0.00						
	Interoffice Channel Mileage - Additional rate per mile - 25+ miles			UEPDC	1LNOC	0.1856		0.00	0.00						
	Local Number Portability, per DS0 Activated			UEPDC	LNPCP	3.15		0.00	0.00						
	Central Office Terminating Point			UEPDC	CTG	0.00									
	4-WIRE DS1 LOOP WITH CHANNELIZATION WITH PORT														
	System is 1 DS1 Loop, 1 D4 Channel Bank, and up to 24 Feature Activations														
	Each System can have up to 24 combinations of rates depending on type and number of ports used														
	UNE DS1 Loop														
	4-Wire DS1 Loop - UNE Zone 1		1	UEPMG	USLDC	73.44		0.00	0.00						
	4-Wire DS1 Loop - UNE Zone 2		2	UEPMG	USLDC	99.13		0.00	0.00						
	4-Wire DS1 Loop - UNE Zone 3		3	UEPMG	USLDC	191.51		0.00	0.00						
	UNE DSO Channelization Capacities (D4 Channel Bank Configurations)														
	24 DSO Channel Capacity - 1 per DS1			UEPMG	VUM24	118.06		0.00	0.00						1.83
	48 DSO Channel Capacity - 1 per 2 DS1s			UEPMG	VUM48	236.12		0.00	0.00						1.83
	96 DSO Channel Capacity - 1 per 4 DS1s			UEPMG	VUM96	472.24		0.00	0.00						1.83
	144 DSO Channel Capacity - 1 per 6 DS1s			UEPMG	VUM144	708.36		0.00	0.00						1.83
	192 DSO Channel Capacity - 1 per 8 DS1s			UEPMG	VUM192	944.48		0.00	0.00						1.83
	240 DSO Channel Capacity - 1 per 10 DS1s			UEPMG	VUM240	1,180.60		0.00	0.00						1.83
	288 DSO Channel Capacity - 1 per 12 DS1s			UEPMG	VUM288	1,416.72		0.00	0.00						1.83
	384 DSO Channel Capacity - 1 per 16 DS1s			UEPMG	VUM384	1,888.96		0.00	0.00						1.83
	480 DSO Channel Capacity - 1 per 20 DS1s			UEPMG	VUM480	2,361.20		0.00	0.00						1.83
	576 DSO Channel Capacity - 1 per 24 DS1s			UEPMG	VUM576	2,833.44		0.00	0.00						1.83
	672 DSO Channel Capacity - 1 per 28 DS1s			UEPMG	VUM672	3,305.68		0.00	0.00						1.83
	Non-Recurring Charges (NRC) Associated with 4-Wire DS1 Loop with Channelization with Port - Conversion Charge Based on a System														
	A Minimum System configuration is One (1) DS1, One (1) D4 Channel Bank, and Up To 24 DSO Ports with Feature Activations.														
	Multiples of this configuration functioning as one are considered Add'l after the minimum system configuration is counted.														
	NRC - Conversion (Currently Combined) with or without BellSouth Allowed Changes			UEPMG	USAC4	0.00		96.77	4.24						11.90
	System Additions at End User Locations Where 4-Wire DS1 Loop with Channelization with Port Combination Currently Exists and														
	New (Not Currently Combined) in all states, except in Density Zone 1 of Top 8 MSA's														
	1 DS1/D4 Channel Bank - Additionally Add NRC for each Port and Assoc Fea Activation			UEPMG	VUMD4	0.00		726.11	468.21	145.32	17.24				11.90
	Bipolar 8 Zero Substitution														
	Clear Channel Capability Format, superframe - Subsequent Activity Only			UEPMG	CCOSF	0.00		0.00	655.00						11.90
	Clear Channel Capability Format - Extended Superframe - Subsequent Activity Only			UEPMG	CCOEF	0.00		0.00	655.00						11.90
	Alternate Mark Inversion (AMI)														
	Superframe Format			UEPMG	MCOSF	0.00		0.00	0.00						
	Extended Superframe Format			UEPMG	MCOPO	0.00		0.00	0.00						
	Exchange Ports Associated with 4-Wire DS1 Loop with Channelization with Port														
	Exchange Ports														
	Line Side Combination Channelized PBX Trunk Port - Business			UEPPX	UEPCX	1.38		0.00	0.00	0.00	0.00				11.90
	Line Side Outward Channelized PBX Trunk Port - Business			UEPPX	UEPOX	1.38		0.00	0.00	0.00	0.00				11.90
	Line Side Inward Only Channelized PBX Trunk Port without DID			UEPPX	UEP1X	1.38		0.00	0.00	0.00	0.00				11.90
	2-Wire Trunk Side Unbundled Channelized DID Trunk Port			UEPPX	UEPDM	8.71		0.00	0.00	0.00	0.00				11.90
	Feature Activations - Unbundled Loop Concentration														
	Feature (Service) Activation for each Line Side Port Terminated in D4 Bank			UEPPX	1PQWM	0.66		25.40	13.41	3.96	3.93				11.90
	Feature (Service) Activation for each Trunk Side Port Terminated in D4 Bank			UEPPX	1PQUW	0.66		78.16	18.42	56.03	10.95				11.90
	Telephone Number/ Group Establishment Charges for DID Service														
	DID Trunk Termination (1 per Port)			UEPPX	NDT	0.00		0.00	0.00						11.90

UNBUNDLED NETWORK ELEMENTS - Florida										Attachment: 2		Exhibit: C	
CATEGORY	RATE ELEMENTS	Interim	Zone	BCS	USOC	RATES(\$)	Svc Order Submitted Elec per LSR	Svc Order Submitted Manually per LSR	Incremental Charge - Manual Svc Order vs. Electronic-1st	Incremental Charge - Manual Svc Order vs. Electronic-Add'l	Incremental Charge - Manual Svc Order vs. Electronic-Disc 1st	Incremental Charge - Manual Svc Order vs. Electronic-Disc Add'l	
													Rec
	Estab Trk Grp and Provide 1st 20 DID Nos. (FL,GA, NC,& SC)			UEPPX	NDZ	0.00		0.00	0.00				
	DID Numbers - groups of 20 - Valid all States			UEPPX	ND4	0.00		0.00	0.00				
	Non-Consecutive DID Numbers - per number			UEPPX	ND5	0.00		0.00	0.00				
	Reserve Non-Consecutive DID Numbers			UEPPX	ND6	0.00		0.00	0.00				
	Reserve DID Numbers			UEPPX	NDV	0.00		0.00	0.00				
	Local Number Portability												
	Local Number Portability - 1 per port			UEPPX	LNPCP	3.15		0.00	0.00				
	FEATURES - Vertical and Optional												
	Local Switching Features Offered with Line Side Ports Only												
	All Features Available			UEPPX	UEPVF	2.26		0.00	0.00			1.83	
UNBUNDLED PORT LOOP COMBINATIONS - MARKET RATES													
Market Rates shall apply where BellSouth is not required to provide unbundled local switching or switch ports per FCC and/or State Commission rules.													
This includes:													
Unbundled port/loop combinations that are Currently Combined or Not Currently Combined in Zone 1 of the Top 8 MSAs in BellSouth's region for end users with 4 or more DS0 equivalent lines.													
The Top 8 MSAs in BellSouth's region are: FL (Orlando, Ft. Lauderdale, Miami); GA (Atlanta); LA (New Orleans); NC (Greensboro-Winston Salem-Highpoint/Charlotte-Gastonia-Rock Hill); TN (Nashville).													
BellSouth currently is developing the billing capability to mechanically bill the recurring and non-recurring Market Rates in this section except for nonrecurring charges for not currently combined in FL and NC. In the interim where BellSouth cannot bill Market Rates, BellSouth shall bill the rates in the Cost-Based section preceding in lieu of the Market Rates and reserves the right to true-up the billing difference.													
The Market Rate for unbundled ports includes all available features in all states.													
End Office and Tandem Switching Usage and Common Transport Usage rates in the Port section of this rate exhibit shall apply to all combinations of loop/port network elements except for UNE Coin Port/Loop Combinations which have a flat rate usage charge (USOC: URECU).													
For Not Currently Combined scenarios the Nonrecurring charges are listed in the First and Additional NRC columns for each Port USOC. For Currently Combined scenarios, the Nonrecurring charges are listed in the NRC - Currently Combined section.													
Additional NRCs may apply also and are categorized accordingly.													
2-WIRE VOICE GRADE LOOP WITH 2-WIRE LINE PORT (RES)													
UNE Port/Loop Combination Rates													
	2-Wire VG Loop/Port Combo - Zone 1		1			26.94							
	2-Wire VG Loop/Port Combo - Zone 2		2			31.06							
	2-Wire VG Loop/Port Combo - Zone 3		3			45.87							
UNE Loop Rates													
	2-Wire Voice Grade Loop (SL1) - Zone 1		1	UEPRX	UEPLX	12.94							
	2-Wire Voice Grade Loop (SL1) - Zone 2		2	UEPRX	UEPLX	17.06							
	2-Wire Voice Grade Loop (SL1) - Zone 3		3	UEPRX	UEPLX	31.87							
2-Wire Voice Grade Line Port (Res)													
	2-Wire voice unbundled port - residence			UEPRX	UEPRL	14.00	90.00	90.00			11.90		
	2-Wire voice unbundled port with Caller ID - res			UEPRX	UEPRC	14.00	90.00	90.00			11.90		
	2-Wire voice unbundled port outgoing only - res			UEPRX	UEPRO	14.00	90.00	90.00			11.90		
	2-Wire voice unbundled Florida Area Calling with Caller ID - res			UEPRX	UEPAF	14.00	90.00	90.00			11.90		
	2-Wire voice unbundles res, low usage line port with Caller ID (LUM)			UEPRX	UEPAP	14.00	90.00	90.00			11.90		
	2-Wire voice unbundled Low Usage Line Port without Caller ID Capability			UEPRX	UEPRT	14.00	90.00	90.00			11.90		
	2-Wire voice unbundled Florida extended dialing port for use with CREX7 and Caller ID			UEPRX	UEPA1	14.00	90.00	90.00			11.90		
	2-Wire voice unbundled Florida extended dialing port for use with CREX7, without Caller ID capability			UEPRX	UEPA8	14.00	90.00	90.00			11.90		
	2-Wire voice unbundled Florida Area Calling Port without Caller ID Capability			UEPRX	UEPA9	14.00	90.00	90.00			11.90		
LOCAL NUMBER PORTABILITY													
	Local Number Portability (1 per port)			UEPRX	LNPCX	0.35							
FEATURES													
	All Features Offered			UEPRX	UEPVF	0.00	0.00	0.00			11.90		
	2-Wire Voice Grade Loop / Line Port Combination - Switch-as-is			UEPRX	USAC2		41.50	41.50			11.90		
	2-Wire Voice Grade Loop / Line Port Combination - Switch with change			UEPRX	USACC		41.50	41.50			11.90		
ADDITIONAL NRCs													
	NRC - 2-Wire Voice Grade Loop/Line Port Combination - Subsequent			UEPRX	USAS2		0.00	0.00			11.90		
2-WIRE VOICE GRADE LOOP WITH 2-WIRE LINE PORT (BUS)													

UNBUNDLED NETWORK ELEMENTS - Florida							Attachment: 2		Exhibit: C							
CATEGORY	RATE ELEMENTS	Interim	Zone	BCS	USOC	RATES(\$)	Svc Order Submitted Elec per LSR	Svc Order Submitted Manually per LSR	Incremental Charge - Manual Svc Order vs. Electronic-1st	Incremental Charge - Manual Svc Order vs. Electronic-Add'l	Incremental Charge - Manual Svc Order vs. Electronic-Disc 1st	Incremental Charge - Manual Svc Order vs. Electronic-Disc Add'l				
							Rec	Nonrecurring		Nonrecurring Disconnect		OSS Rates(\$)				
							First	Add'l	First	Add'l	SOMEc	SOMAN	SOMAN	SOMAN	SOMAN	SOMAN
UNE Port/Loop Combination Rates																
	2-Wire VG Loop/Port Combo - Zone 1		1			26.94										
	2-Wire VG Loop/Port Combo - Zone 2		2			31.06										
	2-Wire VG Loop/Port Combo - Zone 3		3			45.87										
UNE Loop Rates																
	2-Wire Voice Grade Loop (SL1) - Zone 1		1	UEPBX	UEPLX	12.94										
	2-Wire Voice Grade Loop (SL1) - Zone 2		2	UEPBX	UEPLX	17.06										
	2-Wire Voice Grade Loop (SL1) - Zone 3		3	UEPBX	UEPLX	31.87										
2-Wire Voice Grade Line Port (Bus)																
	2-Wire voice unbundled port without Caller ID - bus			UEPBX	UEPBL	14.00	90.00	90.00				11.90				
	2-Wire voice unbundled port with Caller + E484 ID - bus			UEPBX	UEPBC	14.00	90.00	90.00				11.90				
	2-Wire voice unbundled port outgoing only - bus			UEPBX	UEPBO	14.00	90.00	90.00				11.90				
	2-Wire voice unbundled Incoming Only Port without Caller ID Capability			UEPBX	UEPBE	14.00	90.00	90.00				11.90				
LOCAL NUMBER PORTABILITY																
	Local Number Portability (1 per port)			UEPBX	LNPCX	0.35										
NONRECURRING CHARGES - CURRENTLY COMBINED																
	2-Wire Voice Grade Loop / Line Port Combination - Switch-as-is			UEPBX	USAC2		41.50	41.50				11.90				
	2-Wire Voice Grade Loop / Line Port Combination - Switch with change			UEPBX	USACC		41.50	41.50				11.90				
ADDITIONAL NRCs																
	NRC - 2-Wire Voice Grade Loop/Line Port Combination - Subsequent			UEPBX	USAS2		0.00	0.00				11.90				
2-WIRE VOICE GRADE LOOP WITH 2-WIRE LINE PORT (RES - PBX)																
UNE Port/Loop Combination Rates																
	2-Wire VG Loop/Port Combo - Zone 1		1			26.94										
	2-Wire VG Loop/Port Combo - Zone 2		2			31.06										
	2-Wire VG Loop/Port Combo - Zone 3		3			45.87										
UNE Loop Rates																
	2-Wire Voice Grade Loop (SL1) - Zone 1		1	UEPRG	UEPLX	12.94										
	2-Wire Voice Grade Loop (SL1) - Zone 2		2	UEPRG	UEPLX	17.06										
	2-Wire Voice Grade Loop (SL1) - Zone 3		3	UEPRG	UEPLX	31.87										
2-Wire Voice Grade Line Port Rates (RES - PBX)																
	2-Wire VG Unbundled Combination 2-Way PBX Trunk Port - Res			UEPRG	UEPRD	14.00	90.00	90.00				11.90				
LOCAL NUMBER PORTABILITY																
	Local Number Portability (1 per port)			UEPRG	LNPCP	3.15	0.00	0.00								
FEATURES																
	All Features Offered			UEPRG	UEPVF	0.00	0.00	0.00				11.90				
NONRECURRING CHARGES - CURRENTLY COMBINED																
	2-Wire Voice Grade Loop/ Line Port Combination - Switch-As-Is			UEPRG	USAC2		41.50	41.50				11.90				
	2-Wire Voice Grade Loop/ Line Port Combination - Switch with Change			UEPRG	USACC		41.50	41.50				11.90				
ADDITIONAL NRCs																
	2 Wire Loop/Line Side Port Combination - Non feature - Subsequent Activity- Nonrecurring						0.00	0.00				11.90				
	PBX Subsequent Activity - Change/Rearrange Multiline Hunt Group						7.09	7.09				11.90				
2-WIRE VOICE GRADE LOOP WITH 2-WIRE LINE PORT (BUS - PBX)																
UNE Port/Loop Combination Rates																
	2-Wire VG Loop/Port Combo - Zone 1		1			26.94										
	2-Wire VG Loop/Port Combo - Zone 2		2			31.06										
	2-Wire VG Loop/Port Combo - Zone 3		3			45.87										
UNE Loop Rates																
	2-Wire Voice Grade Loop (SL1) - Zone 1		1	UEPPX	UEPLX	12.94										
	2-Wire Voice Grade Loop (SL1) - Zone 2		2	UEPPX	UEPLX	17.06										
	2-Wire Voice Grade Loop (SL1) - Zone 3		3	UEPPX	UEPLX	31.87										

UNBUNDLED NETWORK ELEMENTS - Florida										Attachment: 2		Exhibit: C			
CATEGORY	RATE ELEMENTS	Interim	Zone	BCS	USOC	RATES(\$)				Svc Order Submitted Elec per LSR	Svc Order Submitted Manually per LSR	Incremental Charge - Manual Svc Order vs. Electronic-1st	Incremental Charge - Manual Svc Order vs. Electronic-Add'l	Incremental Charge - Manual Svc Order vs. Electronic-Disc 1st	Incremental Charge - Manual Svc Order vs. Electronic-Disc Add'l
						Rec	Nonrecurring		Nonrecurring Disconnect						
							First	Add'l	First	Add'l	SOMEc	SOMAN	SOMAN	SOMAN	SOMAN
	4-Wire DS1 Digital Loop - UNE Zone 1		1	UEPDC	USLDC	73.44						11.90			1.83
	4-Wire DS1 Digital Loop - UNE Zone 2		2	UEPDC	USLDC	99.13						11.90			1.83
	4-Wire DS1 Digital Loop - UNE Zone 3		3	UEPDC	USLDC	191.51						11.90			1.83
	UNE Port Rate														
	4-Wire DDITS Digital Trunk Port			UEPDC	UDD1T	750.00	1,019.56	479.87	204.92	20.10		11.90			1.83
	NONRECURRING CHARGES - CURRENTLY COMBINED														
	4-Wire DS1 Digital Loop / 4-Wire DDITS Trunk Port Combination - Switch-As-Is Top 8 MSAs only			UEPDC	USAC4		95.31	46.71				11.90			1.83
	4-Wire DS1 Digital Loop / 4-Wire DDITS Trunk Port Combination - Conversion with DS1 Changes Top 8 MSAs only			UEPDC	USAWA		95.31	46.71				11.90			1.83
	4-Wire DS1 Digital Loop / 4-Wire DDITS Trunk Port Combination - Conversion with Change - Trunk Top 8 MSAs only			UEPDC	USAWB		95.31	46.71				11.90			1.83
	ADDITIONAL NRCs														
	4-Wire DS1 Loop / 4-Wire DDITS Trunk Port - NRC - Subsequent Channel Activation/Chan - 2-Way Trunk			UEPDC	UDTTA		15.69	15.69				11.90			1.83
	4-Wire DS1 Loop / 4-Wire DDITS Trunk Port - Subsequent Channel Activation/Chan - 1-Way Outward Trunk			UEPDC	UDTTB		15.69	15.69				11.90			1.83
	4-Wire DS1 Loop / 4-Wire DDITS Trunk Port - Subsqnt Channel Activation/Chan - Inward Trunk w/out DID			UEPDC	UDTTC		15.69	15.69				11.90			1.83
	4-Wire DS1 Loop / 4-Wire DDITS Trunk Port - Subsqnt Chan Activation Per Chan - Inward Trunk with DID			UEPDC	UDTTD		15.69	15.69				11.90			1.83
	4-Wire DS1 Loop / 4-Wire DDITS Trunk Port - Subsqnt Chan Activation / Chan - 2-Way DID w User Trans			UEPDC	UDTTE		15.69	15.69				11.90			1.83
	BIPOLAR 8 ZERO SUBSTITUTION														
	B8ZS -Superframe Format			UEPDC	CCOSF		0.00	655.00				11.90			1.83
	B8ZS - Extended Superframe Format			UEPDC	CCOEF		0.00	655.00				11.90			1.83
	Alternate Mark Inversion														
	AMI -Superframe Format			UEPDC	MCOF		0.00	0.00							
	AMI - Extended SuperFrame Format			UEPDC	MCOPO		0.00	0.00							
	Telephone Number/Trunk Group Establishment Charges														
	Telephone Number for 2-Way Trunk Group			UEPDC	UDTGX	0.00						11.90			1.83
	Telephone Number for 1-Way Outward Trunk Group			UEPDC	UDTGY	0.00						11.90			1.83
	Telephone Number for 1-Way Inward Trunk Group Without DID			UEPDC	UDTGZ	0.00						11.90			1.83
	DID Numbers, Establish Trunk Group and Provide First Group of 20 DID Numbers			UEPDC	NDZ	0.00	0.00	0.00				11.90			1.83
	DID Numbers for each Group of 20 DID Numbers			UEPDC	ND4	0.00						11.90			1.83
	DID Numbers, Non- consecutive DID Numbers , Per Number			UEPDC	ND5	0.00						11.90			1.83
	Reserve Non-Consecutive DID Nos.			UEPDC	ND6	0.00	0.00	0.00				11.90			1.83
	Reserve DID Numbers			UEPDC	NDV	0.00	0.00	0.00				11.90			1.83
	Dedicated DS1 (Interoffice Channel Mileage) -														
	FX/FCO for 4-Wire DS1 Digital Loop with 4-Wire DDITS Trunk Port														
	Interoffice Channel Mileage - Fixed rate 0-8 miles (Facilities Termination)			UEPDC	1LNO1	88.44	105.54	98.47	21.47	19.05		11.90			1.83
	Interoffice Channel Mileage - Additional rate per mile - 0-8 miles			UEPDC	1LNOA	0.1856	0.00	0.00							
	Interoffice Channel Mileage - Fixed rate 9-25 miles (Facilities Termination)			UEPDC	1LNO2	0.00	0.00	0.00							
	Interoffice Channel Mileage - Additional rate per mile - 9-25 miles			UEPDC	1LNOB	0.1856	0.00	0.00							
	Interoffice Channel Mileage - Fixed rate 25+ miles (Facilities Termination)			UEPDC	1LNO3	0.00	0.00	0.00	0.00						
	Interoffice Channel Mileage - Additional rate per mile - 25+ miles			UEPDC	1LNOC	0.1856	0.00	0.00							
	Local Number Portability, per DS0 Activated			UEPDC	LNPCP	3.15	0.00	0.00	0.00						
	Central Office Terminating Point			UEPDC	CTG	0.00									
	4-WIRE DS1 LOOP WITH CHANNELIZATION WITH PORT														
	System is 1 DS1 Loop, 1 D4 Channel Bank, and up to 24 Feature Activations														

UNBUNDLED NETWORK ELEMENTS - Florida							Attachment: 2		Exhibit: C							
CATEGORY	RATE ELEMENTS	Interim	Zone	BCS	USOC	RATES(\$)	Svc Order Submitted Elec per LSR	Svc Order Submitted Manually per LSR	Incremental Charge - Manual Svc Order vs. Electronic-1st	Incremental Charge - Manual Svc Order vs. Electronic-Add'l	Incremental Charge - Manual Svc Order vs. Electronic-Disc 1st	Incremental Charge - Manual Svc Order vs. Electronic-Disc Add'l				
													Rec	Nonrecurring		Nonrecurring Disconnect
A system can have various rate combinations based on type and number of ports used							First	Add'l	First	Add'l	SOMEc	SOMAN	SOMAN	SOMAN	SOMAN	SOMAN
UNE DS1 Loop																
	4-Wire DS1 Loop - UNE Zone 1		1	UEPMG	USLDC	73.44	0.00	0.00								
	4-Wire DS1 Loop - UNE Zone 2		2	UEPMG	USLDC	99.13	0.00	0.00								
	4-Wire DS1 Loop - UNE Zone 3		3	UEPMG	USLDC	191.51	0.00	0.00								
UNE DSO Channelization Capacities (D4 Channel Bank Configurations)																
	24 DSO Channel Capacity - 1 per DS1			UEPMG	VUM24	118.06	0.00	0.00			11.90	1.83				
	48 DSO Channel Capacity - 1 per 2 DS1s			UEPMG	VUM48	236.12	0.00	0.00			11.90	1.83				
	96 DSO Channel Capacity - 1 per 4 DS1s			UEPMG	VUM96	472.24	0.00	0.00			11.90	1.83				
	144 DSO Channel Capacity - 1 per 6 DS1s			UEPMG	VUM144	708.36	0.00	0.00			11.90	1.83				
	192 DSO Channel Capacity - 1 per 8 DS1s			UEPMG	VUM192	944.48	0.00	0.00			11.90	1.83				
	240 DSO Channel Capacity - 1 per 10 DS1s			UEPMG	VUM240	1,180.60	0.00	0.00			11.90	1.83				
	288 DSO Channel Capacity - 1 per 12 DS1s			UEPMG	VUM288	1,416.72	0.00	0.00			11.90	1.83				
	384 DSO Channel Capacity - 1 per 16 DS1s			UEPMG	VUM384	1,888.96	0.00	0.00			11.90	1.83				
	480 DSO Channel Capacity - 1 per 20 DS1s			UEPMG	VUM480	2,361.20	0.00	0.00			11.90	1.83				
	576 DSO Channel Capacity - 1 per 24 DS1s			UEPMG	VUM576	2,833.44	0.00	0.00			11.90	1.83				
	672 DSO Channel Capacity - 1 per 28 DS1s			UEPMG	VUM672	3,305.68	0.00	0.00			11.90	1.83				
Non-Recurring Charges (NRC) Associated with 4-Wire DS1 Loop with Channelization with Port - Conversion Charge Based on a System																
A Minimum System configuration is One (1) DS1, One (1) D4 Channel Bank, and Up To 24 DSO Ports with Feature Activations.																
Multiples of this configuration functioning as one are considered Add'l after the minimum system configuration is counted.																
	NRC - Conversion (Currently Combined) with or without BellSouth Allowed Changes - Top 8 MSAs Only			UEPMG	USAC4	0.00	450.00	50.00			11.90					
System Additions Where Currently Combined and New (Not Currently Combined)																
In Density Zone 1 Top 8 MSAs																
	1 DS1/D4 Channel Bank - Add NRC for each Port and Assoc Fea Activation -			UEPMG	VUMD4	0.00	950.00	600.00	200.00	30.00	11.90					
Bipolar 8 Zero Substitution																
	Clear Channel Capability Format, superframe - Subsequent Activity Only			UEPMG	CCOSF	0.00	0.00	655.00			11.90					
	Clear Channel Capability Format - Extended Superframe - Subsequent Activity Only			UEPMG	CCOEF	0.00	0.00	655.00			11.90					
Alternate Mark Inversion (AMI)																
	Superframe Format			UEPMG	MCOSF	0.00	0.00	0.00								
	Extended Superframe Format			UEPMG	MCOPO	0.00	0.00	0.00								
Exchange Ports Associated with 4-Wire DS1 Loop with Channelization with Port Exchange Ports																
	Line Side Combination Channelized PBX Trunk Port - Business			UEPPX	UEPCX	14.00	0.00	0.00	0.00	0.00	11.90	1.83				
	Line Side Outward Channelized PBX Trunk Port - Business			UEPPX	UEPOX	14.00	0.00	0.00	0.00	0.00	11.90	1.83				
	Line Side Inward Only Channelized PBX Trunk Port without DID			UEPPX	UEP1X	14.00	0.00	0.00	0.00	0.00	11.90	1.83				
	2-Wire Trunk Side Unbundled Channelized DID Trunk Port			UEPPX	UEPDM	55.00	0.00	0.00	0.00	0.00	11.90	1.83				
Feature Activations - Unbundled Loop Concentration																
	Feature (Service) Activation for each Line Side Port Terminated in D4 Bank			UEPPX	1PQWM	0.66	40.00	20.00	6.00	5.00	11.90	1.83				
	Feature (Service) Activation for each Trunk Side Port Terminated in D4 Bank			UEPPX	1PQUW	0.66	110.00	30.00	65.00	20.00	11.90	1.83				
Telephone Number/ Group Establishment Charges for DID Service																
	DID Trunk Termination (1 per Port)			UEPPX	NDT	0.00	0.00	0.00			11.90					
	Estab Trk Grp and Provide 1st 20 DID Nos. (FL,GA, NC,& SC)			UEPPX	NDZ	0.00	0.00	0.00			11.90					
	DID Numbers - groups of 20 - Valid all States			UEPPX	ND4	0.00	0.00	0.00			11.90					
	Non-Consecutive DID Numbers - per number			UEPPX	ND5	0.00	0.00	0.00			11.90					
	Reserve Non-Consecutive DID Numbers			UEPPX	ND6	0.00	0.00	0.00			11.90					
	Reserve DID Numbers			UEPPX	NDV	0.00	0.00	0.00			11.90					
Local Number Portability																
	Local Number Portability - 1 per port			UEPPX	LNPCP	3.15	0.00	0.00								
FEATURES - Vertical and Optional																
Local Switching Features Offered with Line Side Ports Only																
	All Features Available			UEPPX	UEPVF	2.26	0.00	0.00			11.90	1.83				

UNBUNDLED NETWORK ELEMENTS - Florida										Attachment: 2		Exhibit: C																						
CATEGORY	RATE ELEMENTS	Interim	Zone	BCS	USOC	RATES(\$)	Svc Order Submitted Elec per LSR	Svc Order Submitted Manually per LSR	Incremental Charge - Manual Svc Order vs. Electronic-1st	Incremental Charge - Manual Svc Order vs. Electronic-Add'l	Incremental Charge - Manual Svc Order vs. Electronic-Disc 1st	Incremental Charge - Manual Svc Order vs. Electronic-Disc Add'l	OSS Rates(\$)																					
													Rec	Nonrecurring First	Nonrecurring Add'l	Nonrecurring Disconnect First	Nonrecurring Disconnect Add'l	SOMEc	SOMAN	SOMAN	SOMAN	SOMAN	SOMAN											
UNBUNDLED CENTREX PORT/LOOP COMBINATIONS - COST BASED RATES																																		
1. Cost Based Rates are applied where BellSouth is required by FCC and/or State Commission rule to provide Unbundled Local Switching or Switch Ports.																																		
2. Features shall apply to the Unbundled Port/Loop Combination - Cost Based Rate section in the same manner as they are applied to the Stand-Alone Unbundled Port section of this Rate Exhibit.																																		
3. End Office and Tandem Switching Usage and Common Transport Usage rates in the Port section of this rate exhibit shall apply to all combinations of loop/port network elements except for UNE Coin Port/Loop Combinations.																																		
4. The first and additional Port nonrecurring charges apply to Not Currently Combined Combos. For Currently Combined Combos, the nonrecurring charges shall be those identified in the Nonrecurring - Currently Combined sections. Additional NRCs may apply also and are categorized accordingly.																																		
5. Market Rates for Unbundled Centrex Port/Loop Combination will be negotiated on an Individual Case Basis, until further notice.																																		
UNE-P CENTREX - 1AESS - (Valid in AL,FL,GA,KY,LA,MS,&TN only)																																		
2-Wire VG Loop/2-Wire Voice Grade Port (Centrex) Combo																																		
UNE Port/Loop Combination Rates (Non-Design)																																		
	2-Wire VG Loop/2-Wire Voice Grade Port (Centrex) Port Combo - Non-Design		1	UEP91		14.11																												
	2-Wire VG Loop/2-Wire Voice Grade Port (Centrex)Port Combo - Non-Design		2	UEP91		18.23																												
	2-Wire VG Loop/2-Wire Voice Grade Port (Centrex)Port Combo - Non-Design		3	UEP91		33.04																												
UNE Port/Loop Combination Rates (Design)																																		
	2-Wire VG Loop/2-Wire Voice Grade Port (Centrex) Port Combo - Design		1	UEP91		16.53																												
	2-Wire VG Loop/2-Wire Voice Grade Port (Centrex)Port Combo - Design		2	UEP91		21.60																												
	2-Wire VG Loop/2-Wire Voice Grade Port (Centrex)Port Combo - Design		3	UEP91		37.85																												
UNE Loop Rate																																		
	2-Wire Voice Grade Loop (SL 1) - Zone 1		1	UEP91	UECS1	12.94																												
	2-Wire Voice Grade Loop (SL 1) - Zone 2		2	UEP91	UECS1	17.06																												
	2-Wire Voice Grade Loop (SL 1) - Zone 3		3	UEP91	UECS1	31.87																												
	2-Wire Voice Grade Loop (SL 2) - Zone 1		1	UEP91	UECS2	15.36																												
	2-Wire Voice Grade Loop (SL 2) - Zone 2		2	UEP91	UECS2	20.43																												
	2-Wire Voice Grade Loop (SL 2) - Zone 3		3	UEP91	UECS2	36.68																												
UNE Ports																																		
All States (Except North Carolina and Sout Carolina)																																		
	2-Wire Voice Grade Port (Centrex) Basic Local Area			UEP91	UEPYA	1.17	53.31	26.46	27.50	8.37																								
	2-Wire Voice Grade Port (Centrex 800 termination)Basic Local Area			UEP91	UEPYB	1.17	53.31	26.46	27.50	8.37																								
	2-Wire Voice Grade Port (Centrex with Caller ID)1Basic Local Area			UEP91	UEPYH	1.17	53.31	26.46	27.50	8.37																								
	2-Wire Voice Grade Port (Centrex from diff Serving Wire Center)2 Basic Local Area			UEP91	UEPYM	1.17	139.49	86.10	65.41	13.81																								
	2-Wire Voice Grade Port, Diff Serving Wire Center - 800 Service Term - Basic Local Area			UEP91	UEPYZ	1.17	139.49	86.10	65.41	13.81																								
	2-Wire Voice Grade Port terminated in on Megalink or equivalent - Basic Local Area			UEP91	UEPY9	1.17	53.31	26.46	27.50	8.37																								
	2-Wire Voice Grade Port Terminated on 800 Service Term - Basic Local Area			UEP91	UEPY2	1.17	53.31	26.46	27.50	8.37																								
Georgia and Florida Only																																		
	2-Wire Voice Grade Port (Centrex)			UEP91	UEPHA	1.17	53.31	26.46	27.50	8.37																								
	2-Wire Voice Grade Port (Centrex 800 termination)			UEP91	UEPHB	1.17	53.31	26.46	27.50	8.37																								
	2-Wire Voice Grade Port (Centrex with Caller ID)1			UEP91	UEPHH	1.17	53.31	26.46	27.50	8.37																								
	2-Wire Voice Grade Port (Centrex from diff Serving Wire Center)2			UEP91	UEPHM	1.17	139.49	86.10	65.41	13.81																								
	2-Wire Voice Grade Port, Diff Serving Wire Center - 800 Service Term			UEP91	UEPHZ	1.17	139.49	86.10	65.41	13.81																								
	2-Wire Voice Grade Port terminated in on Megalink or equivalent			UEP91	UEPH9	1.17	53.31	26.46	27.50	8.37																								
	2-Wire Voice Grade Port Terminated on 800 Service Term			UEP91	UEPH2	1.17	53.31	26.46	27.50	8.37																								
Local Switching																																		
	Centrex Intercom Funtionality, per port			UEP91	URECS	0.7384																												
Local Number Portability																																		

UNBUNDLED NETWORK ELEMENTS - Florida										Attachment: 2		Exhibit: C								
CATEGORY	RATE ELEMENTS	Interim	Zone	BCS	USOC	RATES(\$)	Svc Order Submitted Elec per LSR	Svc Order Submitted Manually per LSR	Incremental Charge - Manual Svc Order vs. Electronic-1st	Incremental Charge - Manual Svc Order vs. Electronic-Add'l	Incremental Charge - Manual Svc Order vs. Electronic-Disc 1st	Incremental Charge - Manual Svc Order vs. Electronic-Disc Add'l	OSS Rates(\$)							
													Rec	Nonrecurring		Nonrecurring Disconnect		SOMEc	SOMAN	SOMAN
													First	Add'l	First	Add'l				
	2-Wire Voice Grade Loop (SL 2) - Zone 3		3	UEP95	UECS2	36.68														
	UNE Port Rate																			
	All States																			
	2-Wire Voice Grade Port (Centrex) Basic Local Area			UEP95	UEPYA	1.17							53.31	26.46	27.50	8.37			11.90	
	2-Wire Voice Grade Port (Centrex 800 termination)			UEP95	UEPYB	1.17							53.31	26.46	27.50	8.37			11.90	
	2-Wire Voice Grade Port (Centrex with Caller ID)1Basic Local Area			UEP95	UEPYH	1.17							53.31	26.46	27.50	8.37			11.90	
	2-Wire Voice Grade Port (Centrex from diff Serving Wire Center)2 Basic Local Area			UEP95	UEPYM	1.17							139.49	86.10	65.41	13.81			11.90	
	2-Wire Voice Grade Port, Diff Serving Wire Center - 800 Service Term - Basic Local Area			UEP95	UEPYZ	1.17							139.49	86.10	65.41	13.81			11.90	
	2-Wire Voice Grade Port terminated in on Megalink or equivalent - Basic Local Area			UEP95	UEPY9	1.17							53.31	26.46	27.50	8.37			11.90	
	2-Wire Voice Grade Port Terminated on 800 Service Term - Basic Local Area			UEP95	UEPY2	1.17							53.31	26.46	27.50	8.37			11.90	
	AL, KY, LA, MS, SC, & TN Only																			
	FL & GA Only																			
	2-Wire Voice Grade Port (Centrex)			UEP95	UEPHA	1.17							53.31	26.46	27.50	8.37			11.90	
	2-Wire Voice Grade Port (Centrex 800 termination)			UEP95	UEPHB	1.17							53.31	26.46	27.50	8.37			11.90	
	2-Wire Voice Grade Port (Centrex with Caller ID)1			UEP95	UEPHH	1.17							53.31	26.46	27.50	8.37			11.90	
	2-Wire Voice Grade Port (Centrex from diff Serving Wire Center)2			UEP95	UEPHM	1.17							139.49	86.10	65.41	13.81			11.90	
	2-Wire Voice Grade Port, Diff Serving Wire Center - 800 Service Term			UEP95	UEPHZ	1.17							139.49	86.10	65.41	13.81			11.90	
	2-Wire Voice Grade Port terminated in on Megalink or equivalent			UEP95	UEPH9	1.17							53.31	26.46	27.50	8.37			11.90	
	2-Wire Voice Grade Port Terminated on 800 Service Term			UEP95	UEPH2	1.17							53.31	26.46	27.50	8.37			11.90	
	Local Switching																			
	Centrex Intercom Funtionality, per port			UEP95	URECS	0.7384														
	Local Number Portability																			
	Local Number Portability (1 per port)			UEP95	LNPCc	0.35														
	Features																			
	All Standard Features Offered, per port			UEP95	UEPVF	2.26														
	All Select Features Offered, per port			UEP95	UEPVS	0.00													11.90	
	All Centrex Control Features Offered, per port			UEP95	UEPVC	2.26														
	NARS																			
	Unbundled Network Access Register - Combination			UEP95	UARCX	0.00		0.00	0.00										11.90	
	Unbundled Network Access Register - Indial			UEP95	UAR1X	0.00		0.00	0.00										11.90	
	Unbundled Network Access Register - Outdial			UEP95	UAROx	0.00		0.00	0.00										11.90	
	Miscellaneous Terminations																			
	2-Wire Trunk Side																			
	Trunk Side Terminations, each			UEP95	CEND6	8.81														
	4-Wire Digital (1.544 Megabits)																			
	DS1 Circuit Terminations, each			UEP95	M1HD1	54.95														
	DS0 Channels Activated, each			UEP95	M1HDO	0.00		15.69											11.90	
	Interoffice Channel Mileage - 2-Wire																			
	Interoffice Channel Facilities Termination			UEP95	MIGBC	25.32														
	Interoffice Channel mileage, per mile or fraction of mile			UEP95	MIGBM	0.0091														
	Feature Activations (DS0) Centrex Loops on Channelized DS1 Service																			
	D4 Channel Bank Feature Activations																			
	Feature Activation on D-4 Channel Bank Centrex Loop Slot			UEP95	1PQWS	0.66														
	Feature Activation on D-4 Channel Bank FX line Side Loop Slot			UEP95	1PQW6	0.66														
	Feature Activation on D-4 Channel Bank FX Trunk Side Loop Slot			UEP95	1PQW7	0.66														
	Feature Activation on D-4 Channel Bank Centrex Loop Slot - Different Wire Center			UEP95	1PQWP	0.66														
	Feature Activation on D-4 Channel Bank Private Line Loop Slot			UEP95	1PQWV	0.66														

UNBUNDLED NETWORK ELEMENTS - Florida							Attachment: 2		Exhibit: C				
CATEGORY	RATE ELEMENTS	Interim	Zone	BCS	USOC	RATES(\$)	Svc Order Submitted Elec per LSR	Svc Order Submitted Manually per LSR	Incremental Charge - Manual Svc Order vs. Electronic-1st	Incremental Charge - Manual Svc Order vs. Electronic-Add'l	Incremental Charge - Manual Svc Order vs. Electronic-Disc 1st	Incremental Charge - Manual Svc Order vs. Electronic-Disc Add'l	
													Rec
	Feature Activation on D-4 Channel Bank Tjje Line/Trunk Loop Slot			UEP95	1PQWQ	0.66							
	Feature Activation on D-4 Channel Bank WATS Loop Slot			UEP95	1PQWA	0.66							
	Non-Recurring Charges (NRC) Associated with UNE-P Centrex												
	NRC Conversion Currently Combined Switch-As-Is with allowed changes, per port			UEP95	USAC2	0.00	21.50	8.42		11.90			
	Conversion of Existing Centrex Common Block, each			UEP95	USACN		5.17	8.32		11.90			
	New Centrex Standard Common Block			UEP95	M1ACS	0.00	618.82			11.90			
	New Centrex Customized Common Block			UEP95	M1ACC	0.00	618.82			11.90			
	NAR Establishment Charge, Per Occasion			UEP95	URECA	0.00	66.48			11.90			
	UNE-P CENTREX - DMS100 (Valid in All States)												
	2-Wire VG Loop/2-Wire Voice Grade Port (Centrex) Combo												
	UNE Port/Loop Combination Rates (Non-Design)												
	2-Wire VG Loop/2-Wire Voice Grade Port (Centrex) Port Combo - Non-Design		1	UEP9D		14.11							
	2-Wire VG Loop/2-Wire Voice Grade Port (Centrex)Port Combo - Non-Design		2	UEP9D		18.23							
	2-Wire VG Loop/2-Wire Voice Grade Port (Centrex)Port Combo - Non-Design		3	UEP9D		33.04							
	UNE Port/Loop Combination Rates (Design)												
	2-Wire VG Loop/2-Wire Voice Grade Port (Centrex) Port Combo - Design		1	UEP9D		16.53							
	2-Wire VG Loop/2-Wire Voice Grade Port (Centrex)Port Combo - Design		2	UEP9D		21.60							
	2-Wire VG Loop/2-Wire Voice Grade Port (Centrex)Port Combo - Design		3	UEP9D		37.85							
	UNE Loop Rate												
	2-Wire Voice Grade Loop (SL 1) - Zone 1		1	UEP9D	UECS1	12.94							
	2-Wire Voice Grade Loop (SL 1) - Zone 2		2	UEP9D	UECS1	17.06							
	2-Wire Voice Grade Loop (SL 1) - Zone 3		3	UEP9D	UECS1	31.87							
	2-Wire Voice Grade Loop (SL 2) - Zone 1		1	UEP9D	UECS2	15.36							
	2-Wire Voice Grade Loop (SL 2) - Zone 2		2	UEP9D	UECS2	20.43							
	2-Wire Voice Grade Loop (SL 2) - Zone 3		3	UEP9D	UECS2	36.68							
	UNE Port Rate												
	ALL STATES												
	2-Wire Voice Grade Port (Centrex) Basic Local Area			UEP9D	UEPYA	1.17				11.90			
	2-Wire Voice Grade Port (Centrex 800 termination)Basic Local Area			UEP9D	UEPYB	1.17	53.31	26.46	27.50	8.37	11.90		
	2-Wire Voice Grade Port (Centrex / EBS-PSET)3Basic Local Area			UEP9D	UEPYC	1.17	53.31	26.46	27.50	8.37	11.90		
	2-Wire Voice Grade Port (Centrex / EBS-M5009)3Basic Local Area			UEP9D	UEPYD	1.17	53.31	26.46	27.50	8.37	11.90		
	2-Wire Voice Grade Port (Centrex / EBS-M5209)3 Basic Local Area			UEP9D	UEPYE	1.17	53.31	26.46	27.50	8.37	11.90		
	2-Wire Voice Grade Port (Centrex / EBS-M5112)3 Basic Local Area			UEP9D	UEPYF	1.17	53.31	26.46	27.50	8.37	11.90		
	2-Wire Voice Grade Port (Centrex / EBS-M5312)3Basic Local Area			UEP9D	UEPYG	1.17	53.31	26.46	27.50	8.37	11.90		
	2-Wire Voice Grade Port (Centrex / EBS-M5008)3 Basic Local Area			UEP9D	UEPYT	1.17	53.31	26.46	27.50	8.37	11.90		
	2-Wire Voice Grade Port (Centrex / EBS-M5208)3 Basic Local Area			UEP9D	UEPYU	1.17	53.31	26.46	27.50	8.37	11.90		
	2-Wire Voice Grade Port (Centrex / EBS-M5216)3 Basic Local Area			UEP9D	UEPYV	1.17	53.31	26.46	27.50	8.37	11.90		
	2-Wire Voice Grade Port (Centrex / EBS-M5316)3 Basic Local Area			UEP9D	UEPY3	1.17	53.31	26.46	27.50	8.37	11.90		
	2-Wire Voice Grade Port (Centrex with Caller ID) Basic Local Area			UEP9D	UEPYH	1.17	53.31	26.46	27.50	8.37	11.90		

UNBUNDLED NETWORK ELEMENTS - Florida

							Attachment: 2		Exhibit: C										
CATEGORY	RATE ELEMENTS	Interim	Zone	BCS	USOC	RATES(\$)	Svc Order Submitted Elec per LSR	Svc Order Submitted Manually per LSR	Incremental Charge - Manual Svc Order vs. Electronic-1st	Incremental Charge - Manual Svc Order vs. Electronic-Add'l	Incremental Charge - Manual Svc Order vs. Electronic-Disc 1st	Incremental Charge - Manual Svc Order vs. Electronic-Disc Add'l							
													Rec	Nonrecurring		Nonrecurring Disconnect		OSS Rates(\$)	
											SOMEC	SOMAN	SOMAN	SOMAN	SOMAN	SOMAN			
	2-Wire Voice Grade Port (Centrex/Caller ID/Msg Wtg Lamp Indication))3 Basic Local Area			UEP9D	UEPYW	1.17	53.31	26.46	27.50	8.37	11.90								
	2-Wire Voice Grade Port (Centrex/Msg Wtg Lamp Indication))3 Basic Local Area			UEP9D	UEPYJ	1.17	53.31	26.46	27.50	8.37	11.90								
	2-Wire Voice Grade Port (Centrex from diff Serving Wire Center) 2 Basic Local Area			UEP9D	UEPYM	1.17	53.31	26.46	27.50	8.37	11.90								
	2-Wire Voice Grade Port (Centrex/differ SWC /EBS-PSET)2, 3 Basic Local Area			UEP9D	UEPYO	1.17	53.31	26.46	27.50	8.37	11.90								
	2-Wire Voice Grade Port (Centrex/differ SWC /EBS-M5009)2, 3 Basic Local Area			UEP9D	UEPYP	1.17	53.31	26.46	27.50	8.37	11.90								
	2-Wire Voice Grade Port (Centrex/differ SWC /EBS-5209)2, 3 Basic Local Area			UEP9D	UEPYQ	1.17	139.49	86.10	65.41	13.81	11.90								
	2-Wire Voice Grade Port (Centrex/differ SWC /EBS-M5112)2, 3 Basic Local Area			UEP9D	UEPYR	1.17	139.49	86.10	65.41	13.81	11.90								
	2-Wire Voice Grade Port (Centrex/differ SWC /EBS-M5312)2, 3 Basic Local Area			UEP9D	UEPYS	1.17	139.49	86.10	65.41	13.81	11.90								
	2-Wire Voice Grade Port (Centrex/differ SWC /EBS-M5008)2, 3 Basic Local Area			UEP9D	UEPY4	1.17	139.49	86.10	65.41	13.81	11.90								
	2-Wire Voice Grade Port (Centrex/differ SWC /EBS-M5208)2, 3 Basic Local Area			UEP9D	UEPY5	1.17	139.49	86.10	65.41	13.81	11.90								
	2-Wire Voice Grade Port (Centrex/differ SWC /EBS-M5216)2, 3 Basic Local Area			UEP9D	UEPY6	1.17	139.49	86.10	65.41	13.81	11.90								
	2-Wire Voice Grade Port (Centrex/differ SWC /EBS-M5316)2, 3 Basic Local Area			UEP9D	UEPY7	1.17	139.49	86.10	65.41	13.81	11.90								
	2-Wire Voice Grade Port, Diff Serving Wire Center - 800 Service Term			UEP9D	UEPYZ	1.17	139.49	86.10	65.41	13.81	11.90								
	2-Wire Voice Grade Port terminated in on Megalink or equivalent Basic Local Area			UEP9D	UEPY9	1.17	53.31	26.46	27.50	8.37	11.90								
	2-Wire Voice Grade Port Terminated on 800 Service Term Basic Local Area			UEP9D	UEPY2	1.17	53.31	26.46	27.50	8.37	11.90								
	FL & GA Only																		
	2-Wire Voice Grade Port (Centrex)			UEP9D	UEPHA	1.17	53.31	26.46	27.50	8.37	11.90								
	2-Wire Voice Grade Port (Centrex 800 termination)			UEP9D	UEPHB	1.17	53.31	26.46	27.50	8.37	11.90								
	2-Wire Voice Grade Port (Centrex / EBS-PSET)3			UEP9D	UEPHC	1.17	53.31	26.46	27.50	8.37	11.90								
	2-Wire Voice Grade Port (Centrex / EBS-M5009)3			UEP9D	UEPHD	1.17	53.31	26.46	27.50	8.37	11.90								
	2-Wire Voice Grade Port (Centrex / EBS-M5209)3			UEP9D	UEPHE	1.17	53.31	26.46	27.50	8.37	11.90								
	2-Wire Voice Grade Port (Centrex / EBS-M5112)3			UEP9D	UEPHF	1.17	53.31	26.46	27.50	8.37	11.90								
	2-Wire Voice Grade Port (Centrex / EBS-M5312)3			UEP9D	UEPHG	1.17	53.31	26.46	27.50	8.37	11.90								
	2-Wire Voice Grade Port (Centrex / EBS-M5008)3			UEP9D	UEPHI	1.17	53.31	26.46	27.50	8.37	11.90								
	2-Wire Voice Grade Port (Centrex / EBS-M5208)3			UEP9D	UEPHJ	1.17	53.31	26.46	27.50	8.37	11.90								
	2-Wire Voice Grade Port (Centrex / EBS-M5216)3			UEP9D	UEPHK	1.17	53.31	26.46	27.50	8.37	11.90								
	2-Wire Voice Grade Port (Centrex / EBS-M5316)3			UEP9D	UEPHL	1.17	53.31	26.46	27.50	8.37	11.90								
	2-Wire Voice Grade Port (Centrex with Caller ID)			UEP9D	UEPHH	1.17	53.31	26.46	27.50	8.37	11.90								
	2-Wire Voice Grade Port (Centrex/Caller ID/Msg Wtg Lamp Indication)3			UEP9D	UEPHW	1.17	53.31	26.46	27.50	8.37	11.90								
	2-Wire Voice Grade Port (Centrex/Msg Wtg Lamp Indication)3			UEP9D	UEPHJ	1.17	53.31	26.46	27.50	8.37	11.90								
	2-Wire Voice Grade Port (Centrex from diff Serving Wire Center) 2			UEP9D	UEPHM	1.17	139.49	86.10	65.41	13.81	11.90								
	2-Wire Voice Grade Port (Centrex/differ SWC /EBS-PSET)2, 3			UEP9D	UEPHO	1.17	139.49	86.10	65.41	13.81	11.90								
	2-Wire Voice Grade Port (Centrex/differ SWC /EBS-M5009)2, 3			UEP9D	UEPHN	1.17	139.49	86.10	65.41	13.81	11.90								
	2-Wire Voice Grade Port (Centrex/differ SWC /EBS-5209)2, 3			UEP9D	UEPHQ	1.17	139.49	86.10	65.41	13.81	11.90								
	2-Wire Voice Grade Port (Centrex/differ SWC /EBS-M5112)2, 3			UEP9D	UEPHR	1.17	139.49	86.10	65.41	13.81	11.90								
	2-Wire Voice Grade Port (Centrex/differ SWC /EBS-M5312)2, 3			UEP9D	UEPHS	1.17	139.49	86.10	65.41	13.81	11.90								
	2-Wire Voice Grade Port (Centrex/differ SWC /EBS-M5008)2, 3			UEP9D	UEPH4	1.17	139.49	86.10	65.41	13.81	11.90								

UNBUNDLED NETWORK ELEMENTS - Florida										Attachment: 2		Exhibit: C				
CATEGORY	RATE ELEMENTS	Interim	Zone	BCS	USOC	RATES(\$)	Svc Order Submitted Elec per LSR	Svc Order Submitted Manually per LSR	Incremental Charge - Manual Svc Order vs. Electronic-1st	Incremental Charge - Manual Svc Order vs. Electronic-Add'l	Incremental Charge - Manual Svc Order vs. Electronic-Disc 1st	Incremental Charge - Manual Svc Order vs. Electronic-Disc Add'l				
													Rec	Nonrecurring		Nonrecurring Disconnect
							First	Add'l	First	Add'l	SOMEc	SOMAN	SOMAN	SOMAN	SOMAN	SOMAN
	2-Wire Voice Grade Port (Centrex/differ SWC /EBS-M5208)2, 3			UEP9D	UEPH5	1.17	139.49	86.10	65.41	13.81		11.90				
	2-Wire Voice Grade Port (Centrex/differ SWC /EBS-M5216)2, 3			UEP9D	UEPH6	1.17	139.49	86.10	65.41	13.81		11.90				
	2-Wire Voice Grade Port (Centrex/differ SWC /EBS-M5316)2, 3			UEP9D	UEPH7	1.17	139.49	86.10	65.41	13.81		11.90				
	2-Wire Voice Grade Port, Diff Serving Wire Center - 800 Service Term			UEP9D	UEPHZ	1.17	139.49	86.10	65.41	13.81		11.90				
	2-Wire Voice Grade Port terminated in on Megalink or equivalent			UEP9D	UEPH9	1.17	53.31	26.46	27.50	8.37		11.90				
	2-Wire Voice Grade Port Terminated on 800 Service Term			UEP9D	UEPH2	1.17	53.31	26.46	27.50	8.37		11.90				
	Local Switching															
	Centrex Intercom Funtionality, per port			UEP9D	URECS	0.7384										
	Local Number Portability															
	Local Number Portability (1 per port)			UEP9D	LNPC	0.35										
	Features															
	All Standard Features Offered, per port			UEP9D	UEPVF	2.26										
	All Select Features Offered, per port			UEP9D	UEPVS	0.00	370.70					11.90				
	All Centrex Control Features Offered, per port			UEP9D	UEPVC	2.26										
	NARS															
	Unbundled Network Access Register - Combination			UEP9D	UARCX	0.00	0.00	0.00				11.90				
	Unbundled Network Access Register - Inward			UEP9D	UARIX	0.00	0.00	0.00				11.90				
	Unbundled Network Access Register - Outdial			UEP9D	UARO	0.00	0.00	0.00				11.90				
	Miscellaneous Terminations															
	2-Wire Trunk Side															
	Trunk Side Terminations, each			UEP9D	CEND6	8.81										
	4-Wire Digital (1.544 Megabits)															
	DS1 Circuit Terminations, each			UEP9D	M1HD1	54.95										
	DS0 Channels Activated per Channel			UEP9D	M1HDO	0.00	15.69					11.90				
	Interoffice Channel Mileage - 2-Wire															
	Interoffice Channel Facilities Termination			UEP9D	MIGBC	25.32										
	Interoffice Channel mileage, per mile or fraction of mile			UEP9D	MIGBM	0.0091										
	Feature Activations (DS0) Centrex Loops on Channelized DS1 Service															
	D4 Channel Bank Feature Activations															
	Feature Activation on D-4 Channel Bank Centrex Loop Slot			UEP9D	1PQWS	0.66										
	Feature Activation on D-4 Channel Bank FX line Side Loop Slot			UEP9D	1PQW6	0.66										
	Feature Activation on D-4 Channel Bank FX Trunk Side Loop Slot			UEP9D	1PQW7	0.66										
	Feature Activation on D-4 Channel Bank Centrex Loop Slot - Different Wire Center			UEP9D	1PQWP	0.66										
	Feature Activation on D-4 Channel Bank Private Line Loop Slot			UEP9D	1PQWV	0.66										
	Feature Activation on D-4 Channel Bank Tjie Line/Trunk Loop Slot			UEP9D	1PQWQ	0.66										
	Feature Activation on D-4 Channel Bank WATS Loop Slot			UEP9D	1PQWA	0.66										
	Non-Recurring Charges (NRC) Associated with UNE-P Centrex															
	NRC Conversion Currently Combined Switch-As-Is with allowed changes, per port			UEP9D	USAC2		21.50	8.42				11.90				
	Conversion of existing Centrex Common Block, each			UEP9D	USACN		5.17	8.32				11.90				
	New Centrex Standard Common Block			UEP9D	M1ACS	0.00	618.82					11.90				
	New Centrex Customized Common Block			UEP9D	M1ACC	0.00	618.82					11.90				
	NAR Establishment Charge, Per Occasion			UEP9D	URECA	0.00	66.48					11.90				
	UNE-P CENTREX - EWSD (Valid in AL, FL, KY, LA, MS & TN)															
	2-Wire VG Loop/2-Wire Voice Grade Port (Centrex) Combo															
	UNE Port/Loop Combination Rates (Non-Design)															
	2-Wire VG Loop/2-Wire Voice Grade Port (Centrex) Port Combo - Non-Design		1	UEP9E		14.11										

UNBUNDLED NETWORK ELEMENTS - Florida							Attachment: 2		Exhibit: C						
CATEGORY	RATE ELEMENTS	Interim	Zone	BCS	USOC	RATES(\$)	Svc Order Submitted Elec per LSR	Svc Order Submitted Manually per LSR	Incremental Charge - Manual Svc Order vs. Electronic-1st	Incremental Charge - Manual Svc Order vs. Electronic-Add'l	Incremental Charge - Manual Svc Order vs. Electronic-Disc 1st	Incremental Charge - Manual Svc Order vs. Electronic-Disc Add'l			
													Rec	Nonrecurring	
										SOMEc	SOMAN	SOMAN	SOMAN	SOMAN	SOMAN
	2-Wire VG Loop/2-Wire Voice Grade Port (Centrex)Port Combo - Non-Design		2	UEP9E		18.23									
	2-Wire VG Loop/2-Wire Voice Grade Port (Centrex)Port Combo - Non-Design		3	UEP9E		33.04									
	UNE Port/Loop Combination Rates (Design)														
	2-Wire VG Loop/2-Wire Voice Grade Port (Centrex) Port Combo - Design		1	UEP9E		16.53									
	2-Wire VG Loop/2-Wire Voice Grade Port (Centrex)Port Combo - Design		2	UEP9E		21.60									
	2-Wire VG Loop/2-Wire Voice Grade Port (Centrex)Port Combo - Design		3	UEP9E		37.85									
	UNE Loop Rate														
	2-Wire Voice Grade Loop (SL 1) - Zone 1		1	UEP9E	UECS1	12.94									
	2-Wire Voice Grade Loop (SL 1) - Zone 2		2	UEP9E	UECS1	17.06									
	2-Wire Voice Grade Loop (SL 1) - Zone 3		3	UEP9E	UECS1	31.87									
	2-Wire Voice Grade Loop (SL 2) - Zone 1		1	UEP9E	UECS2	15.36									
	2-Wire Voice Grade Loop (SL 2) - Zone 2		2	UEP9E	UECS2	20.43									
	2-Wire Voice Grade Loop (SL 2) - Zone 3		3	UEP9E	UECS2	36.68									
	UNE Port Rate														
	AL, FL, KY, LA, MS, & TN only														
	2-Wire Voice Grade Port (Centrex) Basic Local Area			UEP9E	UEPYA	1.17	53.31	26.46	27.50	8.37		11.90			
	2-Wire Voice Grade Port (Centrex 800 termination)Basic Local Area			UEP9E	UEPYB	1.17	53.31	26.46	27.50	8.37		11.90			
	2-Wire Voice Grade Port (Centrex with Caller ID)1Basic Local Area			UEP9E	UEPYH	1.17	53.31	26.46	27.50	8.37		11.90			
	2-Wire Voice Grade Port (Centrex from diff Serving Wire Center)2 Basic Local Area			UEP9E	UEPYM	1.17	139.49	86.10	65.41	13.81		11.90			
	2-Wire Voice Grade Port, Diff Serving Wire Center - 800 Service Term - Basic Local Area			UEP9E	UEPYZ	1.17	139.49	86.10	65.41	13.81		11.90			
	2-Wire Voice Grade Port terminated in on Megalink or equivalent - Basic Local Area			UEP9E	UEPY9	1.17	53.31	26.46	27.50	8.37		11.90			
	2-Wire Voice Grade Port Terminated on 800 Service Term - Basic Local Area			UEP9E	UEPY2	1.17	53.31	26.46	27.50	8.37		11.90			
	Florida Only														
	2-Wire Voice Grade Port (Centrex)			UEP9E	UEPHA	1.17	53.31	26.46	27.50	8.37		11.90			
	2-Wire Voice Grade Port (Centrex 800 termination)			UEP9E	UEPHB	1.17	53.31	26.46	27.50	8.37		11.90			
	2-Wire Voice Grade Port (Centrex with Caller ID)1			UEP9E	UEPHH	1.17	53.31	26.46	27.50	8.37		11.90			
	2-Wire Voice Grade Port (Centrex from diff Serving Wire Center)2			UEP9E	UEPHM	1.17	139.49	86.10	65.41	13.81		11.90			
	2-Wire Voice Grade Port, Diff Serving Wire Center - 800 Service Term			UEP9E	UEPHZ	1.17	139.49	86.10	65.41	13.81		11.90			
	2-Wire Voice Grade Port terminated in on Megalink or equivalent			UEP9E	UEPH9	1.17	53.31	26.46	27.50	8.37		11.90			
	2-Wire Voice Grade Port Terminated on 800 Service Term			UEP9E	UEPH2	1.17	53.31	26.46	27.50	8.37		11.90			
	Local Switching														
	Centrex Intercom Functionality, per port			UEP9E	URECS	0.7384									
	Local Number Portability														
	Local Number Portability (1 per port)			UEP9E	LNPCc	0.35									
	Features														
	All Standard Features Offered, per port			UEP9E	UEPVF	2.26									
	All Select Features Offered, per port			UEP9E	UEPVS	0.00	370.70					11.90			
	All Centrex Control Features Offered, per port			UEP9E	UEPVC	2.26									
	NARS														
	Unbundled Network Access Register - Combination			UEP9E	UARCX	0.00	0.00	0.00				11.90			
	Unbundled Network Access Register - Indial			UEP9E	UAR1X	0.00	0.00	0.00				11.90			
	Unbundled Network Access Register - Outdial			UEP9E	UAROx	0.00	0.00	0.00				11.90			
	Miscellaneous Terminations														
	2-Wire Trunk Side														
	Trunk Side Terminations, each			UEP9E	CEND6	8.81									

UNBUNDLED NETWORK ELEMENTS - Florida										Attachment: 2		Exhibit: C													
CATEGORY	RATE ELEMENTS	Interim	Zone	BCS	USOC	RATES(\$)	Svc Order Submitted Elec per LSR	Svc Order Submitted Manually per LSR	Incremental Charge - Manual Svc Order vs. Electronic-1st	Incremental Charge - Manual Svc Order vs. Electronic-Add'l	Incremental Charge - Manual Svc Order vs. Electronic-Disc 1st	Incremental Charge - Manual Svc Order vs. Electronic-Disc Add'l													
													Rec	Nonrecurring		Nonrecurring Disconnect		OSS Rates(\$)							
													SOMEc	SOMAN	SOMAN	SOMAN	SOMAN	SOMAN							
													First	Add'l	First	Add'l									
UNE Ports																									
All States (Except North Carolina and Sout Carolina)																									
	2-Wire Voice Grade Port (Centrex) Basic Local Area			UEP91	UEPYA	14.00		70.00	35.00	35.00	10.00														
	2-Wire Voice Grade Port (Centrex 800 termination)Basic Local Area			UEP91	UEPYB	14.00		70.00	35.00	35.00	10.00														
	2-Wire Voice Grade Port (Centrex with Caller ID)1Basic Local Area			UEP91	UEPYH	14.00		70.00	35.00	35.00	10.00														
	2-Wire Voice Grade Port (Centrex from diff Serving Wire Center)2 Basic Local Area			UEP91	UEPYM	14.00		180.00	110.00	85.00	20.00														
	2-Wire Voice Grade Port, Diff Serving Wire Center - 800 Service Term - Basic Local Area			UEP91	UEPYZ	14.00		180.00	110.00	85.00	20.00														
	2-Wire Voice Grade Port terminated in on Megalink or equivalent - Basic Local Area			UEP91	UEPY9	14.00		70.00	35.00	35.00	10.00														
	2-Wire Voice Grade Port Terminated on 800 Service Term - Basic Local Area			UEP91	UEPY2	14.00		70.00	35.00	35.00	10.00														
Georgia and Florida Only																									
	2-Wire Voice Grade Port (Centrex)			UEP91	UEPHA	14.00		70.00	35.00	35.00	10.00														
	2-Wire Voice Grade Port (Centrex 800 termination)			UEP91	UEPHB	14.00		70.00	35.00	35.00	10.00														
	2-Wire Voice Grade Port (Centrex with Caller ID)1			UEP91	UEPHH	14.00		70.00	35.00	35.00	10.00														
	2-Wire Voice Grade Port (Centrex from diff Serving Wire Center)2			UEP91	UEPHM	14.00		180.00	110.00	85.00	20.00														
	2-Wire Voice Grade Port, Diff Serving Wire Center - 800 Service Term			UEP91	UEPHZ	14.00		180.00	110.00	85.00	20.00														
	2-Wire Voice Grade Port terminated in on Megalink or equivalent			UEP91	UEPH9	14.00		70.00	35.00	35.00	10.00														
	2-Wire Voice Grade Port Terminated on 800 Service Term			UEP91	UEPH2	14.00		70.00	35.00	35.00	10.00														
Local Switching																									
	Centrex Intercom Funtionality, per port			UEP91	URECS	0.7384																			
Local Number Portability																									
	Local Number Portability (1 per port)			UEP91	LNPC	0.35																			
Features																									
	All Standard Features Offered, per port			UEP91	UEPVF	0.00																			
	All Select Features Offered, per port			UEP91	UEPVS	0.00		370.70																	
	All Centrex Control Features Offered, per port			UEP91	UEPVC	0.00																			
NARS																									
	Unbundled Network Access Register - Combination			UEP91	UARCX	0.00		0.00	0.00																
	Unbundled Network Access Register - Indial			UEP91	UARIX	0.00		0.00	0.00																
	Unbundled Network Access Register - Outdial			UEP91	UAROX	0.00		0.00	0.00																
Miscellaneous Terminations																									
2-Wire Trunk Side																									
	Trunk Side Terminations, each			UEP91	CENA6	8.81																			
Interoffice Channel Mileage - 2-Wire																									
	Interoffice Channel Facilities Termination - Voice Grade			UEP91	M1GBC	25.32																			
	Interoffice Channel mileage, per mile or fraction of mile			UEP91	M1GBM	0.0091																			
Feature Activations (DS0) Centrex Loops on Channelized DS1 Service																									
D4 Channel Bank Feature Activations																									
	Feature Activation on D-4 Channel Bank Centrex Loop Slot			UEP91	1PQWS	0.66																			
	Feature Activation on D-4 Channel Bank FX line Side Loop Slot			UEP91	1PQW6	0.66																			
	Feature Activation on D-4 Channel Bank FX Trunk Side Loop Slot			UEP91	1PQW7	0.66																			
	Feature Activation on D-4 Channel Bank Centrex Loop Slot - Different Wire Center			UEP91	1PQWP	0.66																			
	Feature Activation on D-4 Channel Bank Private Line Loop Slot			UEP91	1PQWV	0.66																			
	Feature Activation on D-4 Channel Bank Tjie Line/Trunk Loop Slot			UEP91	1PQWQ	0.66																			
	Feature Activation on D-4 Channel Bank WATS Loop Slot			UEP91	1PQWA	0.66																			
Non-Recurring Charges (NRC) Associated with UNE-P Centrex																									

UNBUNDLED NETWORK ELEMENTS - Florida										Attachment: 2		Exhibit: C				
CATEGORY	RATE ELEMENTS	Interim	Zone	BCS	USOC	RATES(\$)	Svc Order Submitted Elec per LSR	Svc Order Submitted Manually per LSR	Incremental Charge - Manual Svc Order vs. Electronic-1st	Incremental Charge - Manual Svc Order vs. Electronic-Add'l	Incremental Charge - Manual Svc Order vs. Electronic-Disc 1st	Incremental Charge - Manual Svc Order vs. Electronic-Disc Add'l				
													Rec	Nonrecurring		Nonrecurring Disconnect
							First	Add'l	First	Add'l	SOMEC	SOMAN	SOMAN	SOMAN	SOMAN	SOMAN
Florida Only																
	2-Wire Voice Grade Port (Centrex)			UEP9E	UEPHA	14.00	70.00	35.00	35.00	10.00		11.90				
	2-Wire Voice Grade Port (Centrex 800 termination)			UEP9E	UEPHB	14.00	70.00	35.00	35.00	10.00		11.90				
	2-Wire Voice Grade Port (Centrex with Caller ID)1			UEP9E	UEPHH	14.00	70.00	35.00	35.00	10.00		11.90				
	2-Wire Voice Grade Port (Centrex from diff Serving Wire Center)2			UEP9E	UEPHM	14.00	180.00	110.00	85.00	20.00		11.90				
	2-Wire Voice Grade Port, Diff Serving Wire Center - 800 Service Term			UEP9E	UEPHZ	14.00	180.00	110.00	85.00	20.00		11.90				
	2-Wire Voice Grade Port terminated in on Megalink or equivalent			UEP9E	UEPH9	14.00	70.00	35.00	35.00	10.00		11.90				
	2-Wire Voice Grade Port Terminated on 800 Service Term			UEP9E	UEPH2	14.00	70.00	35.00	35.00	10.00		11.90				
Local Switching																
	Centrex Intercom Funtionality, per port			UEP9E	URECS	0.7384										
Local Number Portability																
	Local Number Portability (1 per port)			UEP9E	LNPC	0.35										
Features																
	All Standard Features Offered, per port			UEP9E	UEPVF	0.00										
	All Select Features Offered, per port			UEP9E	UEPVS	0.00	370.70					11.90				
	All Centrex Control Features Offered, per port			UEP9E	UEPVC	0.00										
NARS																
	Unbundled Network Access Register - Combination			UEP9E	UARCX	0.00	0.00	0.00				11.90				
	Unbundled Network Access Register - Indial			UEP9E	UARIX	0.00	0.00	0.00				11.90				
	Unbundled Network Access Register - Outdial			UEP9E	UARO	0.00	0.00	0.00				11.90				
Miscellaneous Terminations																
2-Wire Trunk Side																
	Trunk Side Terminations, each			UEP9E	CEND6	8.81										
4-Wire Digital (1.544 Megabits)																
	DS1 Circuit Terminations, each			UEP9E	M1HD1	54.95										
	DS0 Channel Activated Per Channel			UEP9E	M1HDO	0.00	15.69					11.90				
Interoffice Channel Mileage - 2-Wire																
	Interoffice Channel Facilities Termination			UEP9E	MIGBC	25.32										
	Interoffice Channel mileage, per mile or fraction of mile			UEP9E	MIGBM	0.0091										
Feature Activations (DS0) Centrex Loops on Channelized DS1 Service																
D4 Channel Bank Feature Activations																
	Feature Activation on D-4 Channel Bank Centrex Loop Slot			UEP9E	1PQWS	0.66										
	Feature Activation on D-4 Channel Bank FX line Side Loop Slot			UEP9E	1PQW6	0.66										
	Feature Activation on D-4 Channel Bank FX Trunk Side Loop Slot			UEP9E	1PQW7	0.66										
	Feature Activation on D-4 Channel Bank Centrex Loop Slot - Different Wire Center			UEP9E	1PQWP	0.66										
	Feature Activation on D-4 Channel Bank Private Line Loop Slot			UEP9E	1PQWV	0.66										
	Feature Activation on D-4 Channel Bank Tjie Line/Trunk Loop Slot			UEP9E	1PQWQ	0.66										
	Feature Activation on D-4 Channel Bank WATS Loop Slot			UEP9E	1PQWA	0.66										
Non-Recurring Charges (NRC) Associated with UNE-P Centrex																
	NRC Conversion Currently Combined Switch-As-Is with allowed changes, per port			UEP9E	USAC2		21.50	8.42				11.90				
	Conversion of Existing Centrex Common Block, each			UEP9E	USACN		5.17	8.32				11.90				
	New Centrex Standard Common Block			UEP9E	M1ACS	0.00	618.82					11.90				
	New Centrex Customized Common Block			UEP9E	M1ACC	0.00	618.82					11.90				
	NAR Establishment Charge, Per Occasion			UEP9E	URECA	0.00	66.48					11.90				
Note 1 - Required Port for Centrex Control in 1AESS, 5ESS & EWSD																
Note 2 - Requires Interoffice Channel Mileage																
Note 3 - Requires Specific Customer Premises Equipment																
Note: Rates displaying an "R" in Interim column are interim and subject to rate true-up as set forth in General Terms and Conditions.																

UNBUNDLED NETWORK ELEMENTS - Georgia										Attachment: 2		Exhibit: C				
CATEGORY	RATE ELEMENTS	Interim	Zone	BCS	USOC	RATES(\$)	Svc Order Submitted Elec per LSR	Svc Order Submitted Manually per LSR	Incremental Charge - Manual Svc Order vs. Electronic-1st	Incremental Charge - Manual Svc Order vs. Electronic-Add'l	Incremental Charge - Manual Svc Order vs. Electronic-Disc 1st	Incremental Charge - Manual Svc Order vs. Electronic-Disc Add'l	OSS Rates(\$)			
													Rec	Nonrecurring First	Nonrecurring Add'l	Nonrecurring Disconnect First
The "Zone" shown in the sections for stand-alone loops or loops as part of a combination refers to Geographically Deaveraged UNE Zones. To view Geographically Deaveraged UNE Zone Designations by Central Office, refer to Internet Website: http://www.interconnection.bellsouth.com/become_a_clec/html/interconnection.htm																
OPERATIONAL SUPPORT SYSTEMS																
NOTE: (1) Electronic Service Order: CLEC should contact its contract negotiator if it prefers the state specific electronic service ordering charges as ordered by the State Commissions. The electronic service ordering charge currently contained in this rate exhibit is the BellSouth regional electronic service ordering charge. CLEC may elect either the state specific Commission ordered rates for the electronic service ordering charges, or CLEC may elect the regional electronic service ordering charge.																
NOTE: (2) Any element that can be ordered electronically will be billed according to the SOMEc rate listed in this category. Please refer to BellSouth's Business Rules for Local Ordering (BBR-LO) to determine if a product can be ordered electronically. For those elements that cannot be ordered electronically at present per the BBR-LO, the listed SOMEc rate in this category reflects the charge that would be billed to a CLEC once electronic ordering capabilities come on-line for that element. Otherwise, the manual ordering charge, SOMAN, will be applied to a CLECs bill when it submits an LSR to BellSouth.																
	Electronic OSS Charge, per LSR, submitted via BST's OSS interactive interfaces (Regional)									SOMEc	3.50					
UNE SERVICE DATE ADVANCEMENT CHARGE																
NOTE: The Expedite charge will be maintained commensurate with BellSouth's FCC No.1 Tariff, Section 5 as applicable.																
	UNE Expedite Charge per Circuit or Line Assignable USOC, per Day			ALL UNE	SDASP	200.00										
UNBUNDLED EXCHANGE ACCESS LOOP																
2-WIRE ANALOG VOICE GRADE LOOP																
	2-Wire Analog Voice Grade Loop - Service Level 1- Zone 1		1	UEANL	UEAL2	14.21	42.54	31.33			18.94	8.42				
	2-Wire Analog Voice Grade Loop - Service Level 1- Zone 2		2	UEANL	UEAL2	16.41	42.54	31.33			18.94	8.42				
	2-Wire Analog Voice Grade Loop - Service Level 1- Zone 3		3	UEANL	UEAL2	26.08	42.54	31.33			18.94	8.42				
	Loop Testing - Basic 1st Half Hour			UEANL	URET1		78.92	78.92			18.94	8.42				
	Loop Testing - Basic Additional Half Hour			UEANL	URETA		23.33	23.33			18.94	8.42				
	CLEC to CLEC Conversion Charge Without Outside Dispatch (UVL-SL1)			UEANL	UREWO		15.75	8.92								
	Engineering Information Document (EI)			UEANL	UEANM		28.72	28.72								
	Manual Order Coordination for UVL-SL1s (per loop)			UEANL	UEAMC		16.11	16.11								
	Order Coordination for Specified Conversion Time for UVL-SL1 (per LSR)			UEANL	OCOSL		35.74	35.74								
	2 Wire Unbundled Copper Loop Non-Designed- Zone 1		1	UEQ	UEQ2X		11.02	44.69	25.65	7.06	18.94	8.42				
	2 Wire Unbundled Copper Loop Non-Designed- Zone 2		2	UEQ	UEQ2X		12.72	44.69	25.65	7.06	18.94	8.42				
	2 Wire Unbundled Copper Loop Non-Designed- Zone 3		3	UEQ	UEQ2X		20.22	44.69	25.65	7.06	18.94	8.42				
	Order Coordination 2 Wire Unbundled Copper Loop - Non-Designed (per loop)			UEQ	USBMC		16.11	16.11			18.94	8.42				
	Engineering Information Document (EI)			UEQ			28.72	28.72			18.94	8.42				
	Loop Testing - Basic 1st Half Hour			UEQ	URET1		78.92	78.92			18.94	8.42				
	Loop Testing - Basic Additional Half Hour			UEQ	URETA		23.33	23.33			18.94	8.42				
	CLEC to CLEC Conversion Charge Without Outside Dispatch (UCL-ND)			UEQ	UREWO		14.25	7.42			18.94	8.42				
UNBUNDLED EXCHANGE ACCESS LOOP																
2-WIRE ANALOG VOICE GRADE LOOP																
	2-Wire Analog Voice Grade Loop - Service Level 2 w/Loop or Ground Start Signaling - Zone 1		1	UEA	UEAL2	16.84	104.17	78.10			18.94	8.42				
	2-Wire Analog Voice Grade Loop - Service Level 2 w/Loop or Ground Start Signaling - Zone 2		2	UEA	UEAL2	19.45	104.17	78.10			18.94	8.42				
	2-Wire Analog Voice Grade Loop - Service Level 2 w/Loop or Ground Start Signaling - Zone 3		3	UEA	UEAL2	30.92	104.17	78.10			18.94	8.42				
	Order Coordination for Specified Conversion Time (per LSR)			UEA	OCOSL		35.74									
	2-Wire Analog Voice Grade Loop - Service Level 2 w/Reverse Battery Signaling - Zone 1		1	UEA	UEAR2	16.84	104.17	78.10			18.94	8.42				
	2-Wire Analog Voice Grade Loop - Service Level 2 w/Reverse Battery Signaling - Zone 2		2	UEA	UEAR2	19.45	104.17	78.10			18.94	8.42				
	2-Wire Analog Voice Grade Loop - Service Level 2 w/Reverse Battery Signaling - Zone 3		3	UEA	UEAR2	30.92	104.17	78.10			18.94	8.42				
	Order Coordination for Specified Conversion Time (per LSR)			UEA	OCOSL		35.74									
	CLEC to CLEC Conversion Charge without outside dispatch			UEA	UREWO		87.72	36.36			18.94	8.42				
4-WIRE ANALOG VOICE GRADE LOOP																
	4-Wire Analog Voice Grade Loop - Zone 1		1	UEA	UEAL4	22.26	206.95	170.57			18.94	8.42				
	4-Wire Analog Voice Grade Loop - Zone 2		2	UEA	UEAL4	25.70	206.95	170.57			18.94	8.42				
	4-Wire Analog Voice Grade Loop - Zone 3		3	UEA	UEAL4	40.86	206.95	170.57			18.94	8.42				
	Order Coordination for Specified Conversion Time (per LSR)			UEA	OCOSL		35.74									

UNBUNDLED NETWORK ELEMENTS - Georgia											Attachment: 2		Exhibit: C							
CATEGORY	RATE ELEMENTS	Interim	Zone	BCS	USOC	RATES(\$)	Svc Order Submitted Elec per LSR	Svc Order Submitted Manually per LSR	Incremental Charge - Manual Svc Order vs. Electronic-1st	Incremental Charge - Manual Svc Order vs. Electronic-Add'l	Incremental Charge - Manual Svc Order vs. Electronic-Disc 1st	Incremental Charge - Manual Svc Order vs. Electronic-Disc Add'l	OSS Rates(\$)							
													Rec	Nonrecurring		Nonrecurring Disconnect		SOMEC	SOMAN	SOMAN
													First	Add'l	First	Add'l				
	4-Wire Copper Loop/Short - without manual service inquiry and facility reservation - Zone 3	I	3	UCL	UCL4W	22.07							44.69	31.55	25.65	7.06			18.94	8.42
	Order Coordination for Unbundled Copper Loops (per loop)			UCL	UCLMC								16.11	16.11						
	4-Wire Unbundled Copper Loop/Long - includes manual svc. inquiry and facility reservation - Zone 1	I	1	UCL	UCL4L	35.56							44.69	31.55	25.65	7.06			18.94	8.42
	4-Wire Unbundled Copper Loop/Long - includes manual svc. inquiry and facility reservation - Zone 2	I	2	UCL	UCL4L	41.07							44.69	31.55	25.65	7.06			18.94	8.42
	4-Wire Unbundled Copper Loop/Long - includes manual svc. inquiry and facility reservation - Zone 3	I	3	UCL	UCL4L	65.28							44.69	31.55	25.65	7.06			18.94	8.42
	Order Coordination for Unbundled Copper Loops (per loop)			UCL	UCLMC								16.11	16.11						
	4-Wire Unbundled Copper Loop/Long - without manual svc. inquiry and facility reservation - Zone 1	I	1	UCL	UCL4O	35.56							44.69	31.55	25.65	7.06			18.94	8.42
	4-Wire Unbundled Copper Loop/Long - without manual svc. inquiry and facility reservation - Zone 2	I	2	UCL	UCL4O	41.07							44.69	31.55	25.65	7.06			18.94	8.42
	4-Wire Unbundled Copper Loop/Long - without manual svc. inquiry and facility reservation - Zone 3	I	3	UCL	UCL4O	65.28							44.69	31.55	25.65	7.06			18.94	8.42
	Order Coordination for Unbundled Copper Loops (per loop)			UCL	UCLMC								16.11	16.11						
	CLEC to CLEC conversion Charge without outside dispatch	I		UCL	UREWO								44.69	31.55					18.94	8.42
LOOP MODIFICATION																				
	Unbundled Loop Modification, Removal of Load Coils - 2 Wire pair less than or equal to 18k ft	I		UAL, UHL, UCL, UEQ, ULS, UEA, UEANL, UDL, UDC, UDN, UDL, USL	ULM2L								0.00	0.00					18.94	8.42
	Unbundled Loop Modification, Removal of Load Coils - 2 wire greater than 18k ft	I		UCL, ULS, UEQ	ULM2G								0.00	0.00					18.94	8.42
	Unbundled Loop Modification Removal of Load Coils - 4 Wire less than or equal to 18k ft	I		UHL, UCL	ULM4L								0.00	0.00					18.94	8.42
	Unbundled Loop Modification Removal of Load Coils - 4 Wire pair greater than 18k ft	I		UCL	ULM4G								0.00	0.00					18.94	8.42
	Unbundled Loop Modification Removal of Bridged Tap Removal, per unbundled loop	I		UAL, UHL, UCL, UEQ, UEF, ULS, UEA, UEANL, UDL, UDC, UDN, UDL, USL	ULMBT								0.00	0.00					18.94	8.42
SUB-LOOPS																				
Sub-Loop Distribution																				
	Sub-Loop - Per Cross Box Location - CLEC Feeder Facility Set-Up	I		UEANL	USBSA								421.08	421.08					18.94	8.42
	Sub-Loop - Per Cross Box Location - Per 25 Pair Panel Set-Up	I		UEANL	USBSB								67.10	67.10					18.94	8.42
	Sub-Loop - Per Building Equipment Room - CLEC Feeder Facility Set-Up	I		UEANL	USBSC								394.74	394.74					18.94	8.42
	Sub-Loop - Per Building Equipment Room - Per 25 Pair Panel Set-Up	I		UEANL	USBSD								154.57	154.57					18.94	8.42
	Unbundled Sub-Loops, Riser Cable, 2-Wire per Loop, Working and Spare Loop Activation			UEANL	USBRC	1.37							2.48	2.48	1.74	1.74			18.94	8.42
	Unbundled Sub-Loops, Riser Cable, 4-Wire per Loop, Working and Spare Loop Activation			UEANL	USBRD	2.74							4.96	4.96	1.74	1.74			18.94	8.42
	Sub-Loop Distribution Per 2-Wire Analog Voice Grade Loop - Statewide		sw	UEANL	USBN2	9.12							207.01	171.32					18.94	8.42
	Order Coordination for Unbundled Sub-Loops, per sub-loop pair			UEANL	USBMC								34.22	34.22						
	Sub-Loop Distribution Per 4-Wire Analog Voice Grade Loop - Statewide		sw	UEANL	USBN4	8.32							219.35	72.99	123.72	28.77			18.94	8.42
	Order Coordination for Unbundled Sub-Loops, per sub-loop pair			UEANL	USBMC								34.22	34.22						
	Sub-Loop 2-Wire Intrabuilding Network Cable (INC)	I		UEANL	USBR2	1.37							2.48	41.59	115.85	19.17			18.94	8.42
	Sub-Loop 2-Wire Intrabuilding Network Cable (INC) - Intermediary Access Terminal (IAT)			UEANL	USBRC	1.37							2.48	2.48	1.74	1.74			18.94	8.42

UNBUNDLED NETWORK ELEMENTS - Georgia

							Attachment: 2		Exhibit: C								
CATEGORY	RATE ELEMENTS	Interim	Zone	BCS	USOC	RATES(\$)	Svc Order Submitted Elec per LSR	Svc Order Submitted Manually per LSR	Incremental Charge - Manual Svc Order vs. Electronic-1st	Incremental Charge - Manual Svc Order vs. Electronic-Add'l	Incremental Charge - Manual Svc Order vs. Electronic-Disc 1st	Incremental Charge - Manual Svc Order vs. Electronic-Disc Add'l					
													Rec	Nonrecurring		Nonrecurring Disconnect	
							First	Add'l	First	Add'l	SOMEC	SOMAN	SOMAN	SOMAN	SOMAN	SOMAN	
	Order Coordination for Unbundled Sub-Loops, per sub-loop pair			UEANL	USBMC			34.22	34.22								
	Sub-Loop 4-Wire Intrabuilding Network Cable (INC) - Intermediary Access Terminal (IAT)			UEANL	USBRD	2.74		4.96	4.96	1.74	1.74		18.94	8.42			
	Sub-Loop 4-Wire Intrabuilding Network Cable (INC)	I		UEANL	USBR4	2.96		176.46	55.11	122.17	19.57		18.94	8.42			
	Order Coordination for Unbundled Sub-Loops, per sub-loop pair			UEANL	USBMC			34.22	34.22								
	2 Wire Copper Unbundled Sub-Loop Distribution - Zone 1	I	1	UEF	UCS2X	5.54		175.16	55.50	108.86	24.53		18.84	8.42			
	2 Wire Copper Unbundled Sub-Loop Distribution - Zone 2	I	2	UEF	UCS2X	5.54		175.16	55.50	108.86	24.53		18.94	8.42			
	2 Wire Copper Unbundled Sub-Loop Distribution - Zone 3	I	3	UEF	UCS2X	5.54		175.16	55.50	108.86	24.53		18.94	8.42			
	Order Coordination for Unbundled Sub-Loops, per sub-loop pair			UEF	USBMC			34.22	34.22								
	4 Wire Copper Unbundled Sub-Loop Distribution - Zone 1	I	1	UEF	UCS4X	6.89		219.35	72.99	123.72	28.77		18.94	8.42			
	4 Wire Copper Unbundled Sub-Loop Distribution - Zone 2	I	2	UEF	UCS4X	6.89		219.35	72.99	123.72	28.77		18.94	8.42			
	4 Wire Copper Unbundled Sub-Loop Distribution - Zone 3	I	3	UEF	UCS4X	6.89		219.35	72.99	123.72	28.77		18.94	8.42			
	Order Coordination for Unbundled Sub-Loops, per sub-loop pair			UEF	USBMC			34.22	34.22								
	Unbundled Network Terminating Wire (UNTW)																
	Unbundled Network Terminating Wire (UNTW) per Pair			UENTW	UENPP	1.37		2.48	2.48	1.74	1.74		18.94	8.42			
	Network Interface Device (NID)																
	Network Interface Device (NID) - 1-2 lines	I		UENTW	UND12			86.37	56.69				18.94	8.42			
	Network Interface Device (NID) - 1-6 lines	I		UENTW	UND16			127.93	98.21				18.94	8.42			
	Network Interface Device Cross Connect - 2 W	I		UENTW	UNDC2			6.15	6.15				18.94	8.42			
	Network Interface Device Cross Connect - 4W			UENTW	UNDC4			6.15	6.15								
	SUB-LOOPS																
	Sub-Loop Feeder																
	USL-Feeder, DS0 Set-up per Cross Box location - CLEC Distribution Facility set-up			UEA, UDN,UCL,UDL,UDC	USBFW			421.08					18.94	8.42			
	USL Feeder - DS0 Set-up per Cross Box location - per 25 pair set-up			UEA, UDN,UCL,UDL,UDC	USBFX			67.10	67.10				18.94	8.42			
	USL Feeder DS1 Set-up at DSX location, per DS1 termination			USL	USBFZ			521.57	11.30				18.94	8.42			
	Unbundled Sub-Loop Feeder Loop, 2 Wire Ground-Start, Voice Grade - Statewide		sw	UEA	USBFA	8.58		206.44	170.05				18.94	8.42			
	Order Coordination for Specified Conversion Time, per LSR			UEA	OCOSL			35.74									
	Unbundled Sub-Loop Feeder Loop, 2 Wire Loop-Start, Voice Grade - Statewide		sw	UEA	USBFB	8.58		206.44	170.05				18.94	8.42			
	Order Coordination for Specified Time Conversion, per LSR			UEA	OCOSL			35.74									
	Unbundled Sub-Loop Feeder Loop, 2 Wire Reverse Battery, Voice Grade Loop - Statewide		sw	UEA	USBFC	8.58		206.44	170.05				18.94	8.42			
	Order Coordination For Specified Conversion Time, per LSR			UEA	OCOSL			35.74									
	Unbundled Sub-Loop Feeder Loop, 4 Wire Ground-Start, Voice Grade - Statewide		sw	UEA	USBFD	19.91		243.41	81.32	134.77	33.93		18.94	8.42			
	Order Coordination For Specified Conversion Time, Per LSR			UEA	OCOSL			35.74									
	Unbundled Sub-Loop Feeder Loop, 4 Wire Loop-Start, Voice Grade - Statewide		sw	UEA	USBFE	19.91		243.41	81.32	134.77	33.93		18.94	8.42			
	Order Coordination For Specified Conversion Time, Per LSR			UEA	OCOSL			35.74									
	Unbundled Sub-Loop Feeder Loop, 2-Wire ISDN BRI - Statewide		sw	UDN	USBFF	17.73		208.50	62.31	119.68	29.58		18.94	8.42			
	Order Coordination For Specified Conversion Time, Per LSR			UDN	OCOSL			35.74									
	Unbundled Sub-Loop Feeder, 2 Wire UDC (IDSL compatible)		sw	UDC	USBFS	17.73		208.50	62.31	119.68	29.58		19.99	19.99	19.99	19.99	
	Unbundled Sub-Loop Feeder Loop, 4-Wire DS1 - Statewide		sw	USL	USBFG	79.30		203.69	128.76	124.09	34.80		19.99	19.99	19.99	19.99	
	Order Coordination For Specified Conversion Time, Per LSR			USL	OCOSL			35.74									
	Unbundled Sub-Loop Feeder Loop, 2-Wire Copper Loop - Statewide		sw	UCL	USBFH	7.22		195.38	63.15	119.68	29.58		18.94	8.42			
	Order Coordination For Specified Conversion Time, per LSR			UCL	OCOSL			35.74									
	Sub-Loop Feeder - Per 4-Wire Copper Loop - Statewide		sw	UCL	USBFJ	13.72		243.41	81.32	134.77	33.93		18.94	8.42			
	Order Coordination For Specified Conversion Time, per LSR			UCL	OCOSL			35.74									
	Sub-Loop Feeder - Per 4-Wire 19.2 Kbps Digital Grade Loop		sw	UDL	USBFN	24.50		243.41	81.32	134.77	33.93		19.99	19.99	19.99	19.99	

UNBUNDLED NETWORK ELEMENTS - Georgia										Attachment: 2		Exhibit: C				
CATEGORY	RATE ELEMENTS	Interim	Zone	BCS	USOC	RATES(\$)	Svc Order Submitted Elec per LSR	Svc Order Submitted Manually per LSR	Incremental Charge - Manual Svc Order vs. Electronic-1st	Incremental Charge - Manual Svc Order vs. Electronic-Add'l	Incremental Charge - Manual Svc Order vs. Electronic-Disc 1st	Incremental Charge - Manual Svc Order vs. Electronic-Disc Add'l				
													Rec	Nonrecurring		Nonrecurring Disconnect
										SOMEc	SOMAN	SOMAN	SOMAN	SOMAN	SOMAN	
	Inward Operator Svcs - Verification, Per Minute					1.15										
	Inward Operator Services - Verification and Emergency Interrupt - Per Minute					1.15										
BRANDING - OPERATOR CALL PROCESSING																
	Facility based CLEC															
	Recording of Custom Branded OA Announcement				CBAOS	7,000.00	7,000.00				19.99	19.99	19.99	19.99		
	Loading of Custom Branded OA Announcement per shelf/NAV per OCN				CBAOL	500.00	500.00				19.99	19.99				
	UNEP CLEC															
	Recording of Custom Branded OA Announcement					7,000.00	7,000.00				19.99	19.99	19.99	19.99		
	Loading of Custom Branded OA Announcement per shelf/NAV per OCN					500.00	500.00				19.99	19.99				
DIRECTORY ASSISTANCE SERVICES																
	DIRECTORY ASSISTANCE ACCESS SERVICE															
	Directory Assistance Access Service Calls, Charge Per Call					0.275										
	DIRECTORY ASSISTANCE CALL COMPLETION ACCESS SERVICE (DACC)															
	Directory Assistance Call Completion Access Service (DACC), Per Call Attempt					0.10										
DIRECTORY ASSISTANCE SERVICES																
	DIRECTORY ASSISTANCE DATA BASE SERVICE (DADS)															
	Directory Assistance Data Base Service Charge Per Listing					0.04										
	Directory Assistance Data Base Service, per month				DBSOF	150.00										
BRANDING - DIRECTORY ASSISTANCE																
	Facility Based CLEC															
	Recording and Provisioning of DA Custom Branded Announcement			AMT	CBADA	6,000.00	6,000.00				18.94	8.42				
	Loading of Custom Branded Announcement per Switch			AMT	CBADC	1,170.00	1,170.00				18.94	8.42				
	UNEP CLEC															
	Recording of DA Custom Branded Announcement					3,000.00	3,000.00				18.94	8.42				
	Loading of DA Custom Branded Announcement per Switch per OCN					1,170.00	1,170.00				18.94	8.42				
SELECTIVE ROUTING																
	Selective Routing Per Unique Line Class Code Per Request Per Switch				USRRC	180.62	180.62				33.67	7.88				
VIRTUAL COLLOCATION																
	Virtual Collocation - Application Cost			AMTFS	EAF	2,848.30	2,848.30				19.99	19.99				
	Virtual Collocation - Cable Installation Cost, per cable			AMTFS	ESPCX	2,750.00	2,750.00				19.99	19.99				
	Virtual Collocation - Floor Space, per sq. ft.			AMTFS	ESPVX	3.20										
	Virtual Collocation - Power, per fused amp			AMTFS	ESPAX	3.48										
	Virtual Collocation - Cable Support Structure, per entrance cable			AMTFS	ESPSX	13.35										
	Virtual Collocation - 2-wire Cross Connects (loop)			UEANL,UEA,UDN,UDC,UAL,UHL,UCL,U	UEAC2	0.0283	24.56	23.56	9.20	8.30			19.99	19.99	19.99	19.99
	Virtual Collocation - 4-wire Cross Connects (loop)			UEA,UHL,UCL,UDL,AMTFS,UAL,UDN,UNCVX,UNCDX,UNCNX	UEAC4	0.0566	24.75	23.70	9.03	8.10			19.99	19.99	19.99	19.99
	Virtual Collocation - 2-Fiber Cross Connects			AMTFS,UDL12,UDLO3,U1T48,U1T12,U1T03,ULD03,ULD12,ULD48,UDF	CNC2F	2.88	41.72	30.36	10.43	8.36			2.20	2.20		

UNBUNDLED NETWORK ELEMENTS - Georgia											Attachment: 2		Exhibit: C					
CATEGORY	RATE ELEMENTS	Interim	Zone	BCS	USOC	RATES(\$)	Svc Order Submitted Elec per LSR	Svc Order Submitted Manually per LSR	Incremental Charge - Manual Svc Order vs. Electronic-1st	Incremental Charge - Manual Svc Order vs. Electronic-Add'l	Incremental Charge - Manual Svc Order vs. Electronic-Disc 1st	Incremental Charge - Manual Svc Order vs. Electronic-Disc Add'l	OSS Rates(\$)					
													Rec	Nonrecurring First	Nonrecurring Add'l	Nonrecurring Disconnect First	Nonrecurring Disconnect Add'l	SOMEC
	Virtual Collocation - 4-Fiber Cross Connects			AMTFS,UDL12,UDLO3,U1T48,U1T12,U1T03,ULDO3,ULD12,ULD48,UDF	CNC4F	5.76							2.20	2.20				
	Virtual collocation - Special Access & UNE, cross-connect per DS1			USL,ULC,AMTFS,ULR,UXTD1,UNC1X,ULDD1,U1TD1,USLEL,UNLD1	CNC1X	7.50							19.99	19.99				
	Virtual collocation - Special Access & UNE, cross-connect per DS3			USL,ULC,AMTFS,U E3,U1TD3,UXTS1,UXTD3,UNC3X,UNCSX,ULDD3,U1TS1,ULDS1,UDLSX,UNLD3	CND3X	56.25							19.99	19.99				
	Virtual Collocation - Co-Carrier Cross Connects - Fiber Cable Support Structure, per linear foot			AMTFS	VE1CB	0.0023												
	Virtual Collocation - Co-Carrier Cross Connects - Copper/Coax Cable Support Structure, per linear ft			AMTFS	VE1CD	0.0034												
	Virtual Collocation - Co-Carrier Cross Connects - Fiber Cable Support Structure,per cable			AMTFS	VE1CC			553.43						19.99				
	Virtual Collocation - Co-Carrier Cross Connects - Copper/Coax Cable Support Structure, per cable			AMTFS	VE1CE			553.43						19.99				
	Virtual Collocation Cable Records - per request			AMTFS	VE1BA			1,706.00										
	Virtual Collocation Cable Records - VG/DS0 Cable, per cable record			AMTFS	VE1BB			922.38										
	Virtual Collocation Cable Records - VG/DS0 Cable, per each 100 pair			AMTFS	VE1BC			18.00										
	Virtual Collocation Cable Records - DS1, per T1TIE			AMTFS	VE1BD			8.43										
	Virtual Collocation Cable Records - DS3, per T3TIE			AMTFS	VE1BE			29.49										
	Virtual Collocation Cable Records - Fiber Cable, per 99 fiber records			AMTFS	VE1BF			278.61										
	Virtual collocation - Security Escort - Basic, per half hour			AMTFS	SPTBX			41.00					19.99	19.99				
	Virtual collocation - Security Escort - Overtime, per half hour			AMTFS	SPTOX			48.00					19.99	19.99				
	Virtual collocation - Security Escort - Premium, per half hour			AMTFS	SPTPX			55.00					19.99	19.99				
	Virtual collocation - Maintenance in CO - Basic, per half hour			AMTFS	CTRLX			30.64					19.99	19.99				
	Virtual collocation - Maintenance in CO - Overtime, per half hour			AMTFS	SPTOM			35.77					19.99	19.99				
	Virtual collocation - Maintenance in CO - Premium per half hour			AMTFS	SPTPM			40.90					19.99	19.99				
VIRTUAL COLLOCATION																		
	Virtual Collocation - 2-wire Cross Connect, Exchange Port 2-Wire Analog - Res			UEPSR	VE1R2	0.30		12.60					18.94	8.42				
	Virtual Collocation 2-Wire Cross Connect, Exchange Port 2-Wire Line Side PBX Trunk - Bus			UEPSP	VE1R2	0.30		12.60					18.94	8.42				
	Virtual Collocation 2-Wire Cross Connect, Exchange Port 2-Wire Voice Grade PBX Trunk - Res			UEPSE	VE1R2	0.30		12.60					18.94	8.42				
	Virtual Collocation 2-Wire Cross Connect, Exchange Port 2-Wire Analog Bus			UEPSB	VE1R2	0.30		12.60					18.94	8.42				
	Virtual Collocation 2-Wire Cross Connect, Exchnage Port 2-Wire ISDN			UEPSX	VE1R2	0.30		12.60					18.94	8.42				
	Virtual Collocation 2-Wire Cross Connect, Exchange Port 2-Wire ISDN			UEPTX	VE1R2	0.30		12.60					18.94	8.42				
	Virtual Collocation 4-Wire Cross Connect, Exchange Port 4-Wire ISDN DS1			UEPEX	VE1R4	0.50		12.60					18.94	8.42				
VIRTUAL COLLOCATION																		
	Virtual Collocation-2 Wire Cross Connects (Loop) for Line Splitting			UEPSR,UEPSB	VE1LS	0.03		24.56			9.20	8.30	19.99	19.99				

UNBUNDLED NETWORK ELEMENTS - Georgia										Attachment: 2		Exhibit: C																									
CATEGORY	RATE ELEMENTS	Interim	Zone	BCS	USOC	RATES(\$)	Svc Order Submitted Elec per LSR	Svc Order Submitted Manually per LSR	Incremental Charge - Manual Svc Order vs. Electronic-1st	Incremental Charge - Manual Svc Order vs. Electronic-Add'l	Incremental Charge - Manual Svc Order vs. Electronic-Disc 1st	Incremental Charge - Manual Svc Order vs. Electronic-Disc Add'l	OSS Rates(\$)																								
													Rec	Nonrecurring First	Nonrecurring Add'l	Nonrecurring Disconnect First	Nonrecurring Disconnect Add'l	SOMEc	SOMAN	SOMAN	SOMAN	SOMAN	SOMAN														
PHYSICAL COLLOCATION																																					
	Physical Collocation-2 Wire Cross Connects (Loop) for Line Splitting			UEPSR, UEPSB	PE1LS	0.0318		11.94	11.46				19.99	19.99																							
AIN SELECTIVE CARRIER ROUTING																																					
	Regional Service Establishment			SRC	SRCEC			391,788.00					19.99	19.99	19.99	19.99																					
	End Office Establishment			SRC	SRCEO			320.53	320.53				19.99	19.99	19.99	19.99																					
	Line/Port NRC, per end user			SRC	SRCLP			2.06	2.06				19.99	19.99	19.99	19.99																					
	Query NRC, per query			SRC		0.000448																															
AIN - BELLSOUTH AIN SMS ACCESS SERVICE																																					
	AIN SMS Access Service - Service Establishment, Per State, Initial Setup			A1N	CAMSE			90.25	90.25				18.94	18.94																							
	AIN SMS Access Service - Port Connection - Dial/Shared Access			A1N	CAMDP			29.66	29.66				18.94	18.94																							
	AIN SMS Access Service - Port Connection - ISDN Access			A1N	CAM1P			29.66	29.66				18.94	18.94																							
	AIN SMS Access Service - User Identification Codes - Per User ID Code			A1N	CAMAU			84.43	84.43				18.94	18.94																							
	AIN SMS Access Service - Security Card, Per User ID Code, Initial or Replacement			A1N	CAMRC			35.44	35.44				18.94	18.94																							
	AIN SMS Access Service - Storage, Per Unit (100 Kilobytes)					0.0023																															
	AIN SMS Access Service - Session, Per Minute					0.0795604																															
	AIN SMS Access Service - Company Performed Session, Per Minute					2.08																															
AIN - BELLSOUTH AIN TOOLKIT SERVICE																																					
	AIN Toolkit Service - Service Establishment Charge, Per State, Initial Setup			CAM	BAPSC			86.74	86.74				18.94	18.94																							
	AIN Toolkit Service - Training Session, Per Customer				BAPVX			8,348.00	8,348.00				18.94	18.94																							
	AIN Toolkit Service - Trigger Access Charge, Per Trigger, Per DN, Term. Attempt				BAPTT			19.13	19.13				18.94	18.94																							
	AIN Toolkit Service - Trigger Access Charge, Per Trigger, Per DN, Off-Hook Delay				BAPTD			114.80	114.80				18.94	18.94																							
	AIN Toolkit Service - Trigger Access Charge, Per Trigger, Per DN, Off-Hook Immediate				BAPTM			19.13	19.13				18.94	18.94																							
	AIN Toolkit Service - Trigger Access Charge, Per Trigger, Per DN, 10-Digit PODP				BAPTO			70.06	70.06				18.94	18.94																							
	AIN Toolkit Service - Trigger Access Charge, Per Trigger, Per DN, CDP				BAPTC			70.06	70.06				18.94	18.94																							
	AIN Toolkit Service - Trigger Access Charge, Per Trigger, Per DN, Feature Code				BAPTF			70.06	70.06				18.94	18.94																							
	AIN Toolkit Service - Query Charge, Per Query					0.0209223																															
	AIN Toolkit Service - Type 1 Node Charge, Per AIN Toolkit Subscription, Per Node, Per Query					0.0053137																															
	AIN Toolkit Service - SCP Storage Charge, Per SMS Access Account, Per 100 Kilobytes					1.46																															
	AIN Toolkit Service - Monthly report - Per AIN Toolkit Service Subscription			CAM	BAPMS	15.96		22.64	22.64				18.94	18.94																							
	AIN Toolkit Service - Special Study - Per AIN Toolkit Service Subscription			CAM	BAPLS	0.0861109		22.64	22.64				18.94	18.94																							
	AIN Toolkit Service - Call Event Report - Per AIN Toolkit Service Subscription			CAM	BAPDS	15.87		22.64	22.64				18.94	18.94																							
	AIN Toolkit Service - Call Event Special Study - Per AIN Toolkit Service Subscription			CAM	BAPES	0.0028704		22.64	22.64				18.94	18.94																							
ENHANCED EXTENDED LINK (EELs)																																					
NOTE: New Density Zone 1 EELs are available in the following MSAs: Orlando, FL; Miami, FL; Ft. Lauderdale, FL; Atlanta, Ga; New Orleans, LA.																																					
NOTE: Charlotte-Gastonia-Rockhill, NC; Greensboro-Winston Salem-High Point, NC; and Nashville, TN.																																					
NOTE: In all states, EEL network elements shown below also apply to currently combined facilities which are converted to UNE rates. A Switch As Is Charge applies to currently combined facilities converted to UNEs.(Non-recurring rates do not apply.)																																					
NOTE: In All States the EEL network elements apply to ordinarily combined network elements.(No Switch As Is Charge.) When ordering ordinarily combined network elements, Non-recurring rates do apply.																																					
2-WIRE VOICE GRADE EXTENDED LOOP WITH DEDICATED DS1 INTEROFFICE TRANSPORT (EEL)																																					
	First 2-Wire VG Loop(SL2) in a DS1 Interofficed Transport Combination - Zone 1		1	UNCVX	UEAL2	16.84		104.14	78.10				18.94	8.42																							

UNBUNDLED NETWORK ELEMENTS - Georgia										Attachment: 2		Exhibit: C								
CATEGORY	RATE ELEMENTS	Interim	Zone	BCS	USOC	RATES(\$)	Svc Order Submitted Elec per LSR	Svc Order Submitted Manually per LSR	Incremental Charge - Manual Svc Order vs. Electronic-1st	Incremental Charge - Manual Svc Order vs. Electronic-Add'l	Incremental Charge - Manual Svc Order vs. Electronic-Disc 1st	Incremental Charge - Manual Svc Order vs. Electronic-Disc Add'l	OSS Rates(\$)							
													Rec	Nonrecurring		Nonrecurring Disconnect		SOMEc	SOMAN	SOMAN
	First 2-Wire VG Grade Loop(SL2) in a DS1 Interofficed Transport Combination - Zone 2		2	UNCVX	UEAL2	19.45							18.94	8.42						
	First 2-Wire VG Grade Loop(SL2) in a DS1 Interofficed Transport Combination - Zone 3		3	UNCVX	UEAL2	30.92							18.94	8.42						
	Interoffice Transport - Dedicated - DS1 combination - Per Mile per month			UNC1X	1L5XX	0.4523														
	Interoffice Transport - Dedicated - DS1 combination - Facility Termination per month			UNC1X	U1TF1	78.47							33.63	27.49	19.88	11.85				
	DS1 Channelization System Per Month			UNC1X	MQ1	126.22														
	Voice Grade COCI - DS1 To Ds0 Interface - Per Month			UNCVX	1D1VG	1.17							18.94	8.42						
	Each Additional 2-Wire VG Loop(SL 2) in the same DS1 Interoffice Transport Combination - Zone 1		1	UNCVX	UEAL2	16.84							18.94	8.42						
	Each Additional 2-Wire VG Loop(SL2) in the same DS1 Interoffice Transport Combination - Zone 2		2	UNCVX	UEAL2	19.45							18.94	8.42						
	Each Additional 2-Wire VG Loop(SL2) in the same DS1 Interoffice Transport Combination - Zone 3		3	UNCVX	UEAL2	30.92							18.94	8.42						
	Voice Grade COCI - DS1 to DS0 Channel System combination - per month			UNCVX	1D1VG	1.17							18.94	8.42						
	Nonrecurring Currently Combined Network Elements Switch -As-Is Charge			UNC1X	UNCCC								45.46	15.72						
4-WIRE VOICE GRADE EXTENDED LOOP WITH DEDICATED DS1 INTEROFFICE TRANSPORT (EEL)																				
	First 4-Wire Analog Voice Grade Loop in a DS1 Interoffice Transport Combination - Zone 1		1	UNCVX	UEAL4	22.26							18.94	8.42						
	First 4-Wire Analog Voice Grade Loop in a DS1 Interoffice Transport Combination - Zone 2		2	UNCVX	UEAL4	25.70							18.94	8.42						
	First 4-Wire Analog Voice Grade Loop in a DS1 Interoffice Transport Combination - Zone 3		3	UNCVX	UEAL4	40.86							18.94	8.42						
	Interoffice Transport - Dedicated - DS1 combination - Per Mile Per Month			UNC1X	1L5XX	0.4523														
	Interoffice Transport - Dedicated - DS1 - Facility Termination Per Month			UNC1X	U1TF1	78.47							33.63	27.49	19.88	11.85				
	Channelization - Channel System DS1 to DS0 combination Per Month			UNC1X	MQ1	126.22														
	Voice Grade COCI - DS1 to DS0 Channel System combination - per month			UNCVX	1D1VG	1.17							18.94	8.66						
	Additional 4-Wire Analog Voice Grade Loop in same DS1 Interoffice Transport Combination - Zone 1		1	UNCVX	UEAL4	22.26							18.94	8.42						
	Additional 4-Wire Analog Voice Grade Loop in same DS1 Interoffice Transport Combination - Zone 2		2	UNCVX	UEAL4	25.70							18.94	8.42						
	Additional 4-Wire Analog Voice Grade Loop in same DS1 Interoffice Transport Combination - Zone 3		3	UNCVX	UEAL4	40.86							18.94	8.42						
	Voice Grade COCI - DS1 to DS0 Channel System combination - per month			UNCVX	1D1VG	1.17							18.94	8.42						
	Nonrecurring Currently Combined Network Elements Switch -As-Is Charge			UNC1X	UNCCC								45.46	15.72						
4-WIRE 56 KBPS EXTENDED DIGITAL LOOP WITH DEDICATED DS1 INTEROFFICE TRANSPORT (EEL)																				
	First 4-Wire 56Kbps Digital Grade Loop in a DS1 Interoffice Transport Combination - Zone 1		1	UNCDX	UDL56	25.75							18.94	8.42						
	First 4-wire 56Kbps Digital Grade Loop in a DS1 Interoffice Transport Combination - Zone 2		2	UNCDX	UDL56	29.74							18.94	8.42						
	First 4-Wire 56Kbps Digital Grade Loop in a DS1 Interoffice Transport Combination - Zone 3		3	UNCDX	UDL56	47.27							18.94	8.42						
	Interoffice Transport - Dedicated - DS1 combination - Per Mile Per Month			UNC1X	1L5XX	0.4523														
	Interoffice Transport - Dedicated - DS1 - combination Facility Termination Per Month			UNC1X	U1TF1	78.47							33.63	27.49	19.88	11.85				
	Channelization - Channel System DS1 to DS0 combination Per Month			UNC1X	MQ1	126.22														

UNBUNDLED NETWORK ELEMENTS - Georgia										Attachment: 2		Exhibit: C											
CATEGORY	RATE ELEMENTS	Interim	Zone	BCS	USOC	RATES(\$)	Svc Order Submitted Elec per LSR	Svc Order Submitted Manually per LSR	Incremental Charge - Manual Svc Order vs. Electronic-1st	Incremental Charge - Manual Svc Order vs. Electronic-Add'l	Incremental Charge - Manual Svc Order vs. Electronic-Disc 1st	Incremental Charge - Manual Svc Order vs. Electronic-Disc Add'l	OSS Rates(\$)										
													Rec	Nonrecurring		Nonrecurring Disconnect		SOMEc	SOMAN	SOMAN	SOMAN	SOMAN	SOMAN
													First	Add'l	First	Add'l							
	OCU-DP COCI (data) - DS1 to DS0 Channel System - per month (2.4-64kbs)			UNCDX	1D1DD	1.86							12.02	8.66						18.94	8.42		
	Additional 4-Wire 56Kbps Digital Grade Loop in same DS1 Interoffice Transport Combination - Zone 1		1	UNCDX	UDL56	25.75							384.56	241.20						18.94	8.42		
	Additional 4-Wire 56Kbps Digital Grade Loop in same DS1 Interoffice Transport Combination - Zone 2		2	UNCDX	UDL56	29.74							384.56	241.20						18.94	8.42		
	Additional 4-Wire 56Kbps Digital Grade Loop in same DS1 Interoffice Transport Combination - Zone 3		3	UNCDX	UDL56	47.27							384.56	241.20						18.94	8.42		
	OCU-DP COCI (data) - DS1 to DS0 Channel System - combination per month (2.4-64kbs)			UNCDX	1D1DD	1.86							12.02	8.66						18.94	8.42		
	Nonrecurring Currently Combined Network Elements Switch -As-Is Charge			UNC1X	UNCCC								12.97	11.27						18.94	8.42		
4-WIRE 64 KBPS EXTENDED DIGITAL LOOP WITH DEDICATED DS1 INTEROFFICE TRANSPORT (EEL)																							
	First 4-Wire 64Kbps Digital Grade Loop in a DS1 Interoffice Transport Combination - Zone 1		1	UNCDX	UDL64	25.75							348.55	241.20						18.94	8.42		
	First 4-Wire 64Kbps Digital Grade Loop in a DS1 Interoffice Transport Combination - Zone 2		2	UNCDX	UDL64	29.74							348.55	241.20						18.94	8.42		
	First 4-Wire 64Kbps Digital Grade Loop in a DS1 Interoffice Transport Combination - Zone 3		3	UNCDX	UDL64	47.27							348.55	241.20						18.94	8.42		
	Interoffice Transport - Dedicated - DS1 combination - Per Mile Per Month			UNC1X	1L5XX	0.4523																	
	Interoffice Transport - Dedicated - DS1 combination - Facility Termination Per Month			UNC1X	U1TF1	78.47							194.63	141.51						33.63	27.49	19.88	11.85
	Channelization - Channel System DS1 to DS0 combination Per Month			UNC1X	MQ1	126.22																	
	OCU-DP COCI (data) - DS1 to DS0 Channel System combination - per month (2.4-64kbs)			UNCDX	1D1DD	1.86							12.02	8.66						18.94	8.42		
	Additional 4-Wire 64Kbps Digital Grade Loop in same DS1 Interoffice Transport Combination - Zone 1		1	UNCDX	UDL64	25.75							348.55	241.20						18.94	8.42		
	Additional 4-Wire 64Kbps Digital Grade Loop in same DS1 Interoffice Transport Combination - Zone 2		2	UNCDX	UDL64	29.74							348.55	241.20						18.94	8.42		
	Additional 4-Wire 64Kbps Digital Grade Loop in same DS1 Interoffice Transport Combination - Zone 3		3	UNCDX	UDL64	47.27							348.55	241.20						18.94	8.42		
	OCU-DP COCI (data) - DS1 to DS0 Channel System combination - per month (2.4-64kbs)			UNCDX	1D1DD	1.86							12.02	8.66						18.94	8.42		
	Nonrecurring Currently Combined Network Elements Switch -As-Is Charge			UNC1X	UNCCC								12.97	11.27						45.46	15.72		
4-WIRE DS1 DIGITAL EXTENDED LOOP WITH DEDICATED DS1 INTEROFFICE TRANSPORT (EEL)																							
	4-Wire DS1 Digital Loop in Combination with DS1 Interoffice Transport - Zone 1		1	UNC1X	USLXX	55.53							443.20	138.69						18.94	8.42		
	4-Wire DS1 Digital Loop in Combination with DS1 Interoffice Transport - Zone 2		2	UNC1X	USLXX	64.13							443.20	138.69						18.94	8.42		
	4-Wire DS1 Digital Loop in Combination with DS1 Interoffice Transport - Zone 3		3	UNC1X	USLXX	101.93							443.20	138.69						18.94	8.42		
	Interoffice Transport - Dedicated - DS1 combination - Per Mile Per Month			UNC1X	1L5XX	0.4523																	
	Interoffice Transport - Dedicated - DS1 combination - Facility Termination Per Month			UNC1X	U1TF1	78.47							194.63	141.51						33.63	27.49	19.88	11.85
	Nonrecurring Currently Combined Network Elements Switch -As-Is Charge			UNC1X	UNCCC								12.97	11.27						45.46	15.72		
4-WIRE DS1 DIGITAL EXTENDED LOOP WITH DEDICATED DS3 INTEROFFICE TRANSPORT (EEL)																							
	First DS1 Loop in DS3 Interoffice Transport Combination - Zone 1		1	UNC1X	USLXX	55.53							443.20	138.69						18.94	8.42		
	First DS1 Loop in DS3 Interoffice Transport Combination - Zone 2		2	UNC1X	USLXX	64.13							443.20	138.69						18.94	8.42		
	First DS1 Loop in DS3 Interoffice Transport Combination - Zone 3		3	UNC1X	USLXX	101.93							443.20	138.69						18.94	8.42		
	Interoffice Transport - Dedicated - DS3 combination - Per Mile Per Month			UNC3X	1L5XX	2.72																	

UNBUNDLED NETWORK ELEMENTS - Georgia										Attachment: 2		Exhibit: C			
CATEGORY	RATE ELEMENTS	Interim	Zone	BCS	USOC	RATES(\$)	Svc Order Submitted Elec per LSR	Svc Order Submitted Manually per LSR	Incremental Charge - Manual Svc Order vs. Electronic-1st	Incremental Charge - Manual Svc Order vs. Electronic-Add'l	Incremental Charge - Manual Svc Order vs. Electronic-Disc 1st	Incremental Charge - Manual Svc Order vs. Electronic-Disc Add'l			
													Rec	Nonrecurring	
	Nonrecurring Currently Combined Network Elements Switch -As-Is Charge			UNCDX	UNCCC			12.97	11.27			45.46	15.72		
4-WIRE 64 KBPS DIGITAL EXTENDED LOOP WITH 64 KBPS INTEROFFICE TRANSPORT (EEL)															
	4-wire 64 kbps Loop/4-wire 64 kbps Interoffice Transport Combination - Zone 1		1	UNCDX	UDL64	25.75		348.55	241.20			18.94	8.42		
	4-wire 64 kbps Loop/4-wire 64 kbps Interoffice Transport Combination - Zone 2		2	UNCDX	UDL64	29.74		348.55	241.20			18.94	8.42		
	4-wire 64 kbps Loop/4-wire 64 kbps Interoffice Transport Combination - Zone 3		3	UNCDX	UDL64	47.27		348.55	241.20			18.94	8.42		
	Interoffice Transport - Dedicated - 4-wire 64 kbps combination - Per Mile			UNCDX	1L5XX	0.0222									
	Interoffice Transport - Dedicated - 4-wire 64 kbps combination - Facility Termination			UNCDX	U1TD6	16.45		147.07	111.75			33.63	27.49	19.88	11.85
	Nonrecurring Currently Combined Network Elements Switch -As-Is Charge			UNCDX	UNCCC			12.97	11.27			45.46	15.72		
ADDITIONAL NETWORK ELEMENTS															
When used as a part of a currently combined facility, the non-recurring charges do not apply, but a Switch As Is charge does apply.															
When used as ordinarily combined network elements in All States, the non-recurring charges apply and the Switch As Is Charge does not.															
Nonrecurring Currently Combined Network Elements "Switch As Is" Charge (One applies to each combination)															
	Nonrecurring Currently Combined Network Elements Switch -As-Is Charge - 2 wire/4-Wire VG			UNCVX	UNCCC			12.97	11.27			18.94	18.94		
	Nonrecurring Currently Combined Network Elements Switch -As-Is Charge - 56/64 kbps			UNCDX	UNCCC			12.97	11.27			18.94	18.94		
	Nonrecurring Currently Combined Network Elements Switch -As-Is Charge - DS1			UNC1X	UNCCC			12.97	11.27			18.94	18.94		
	Nonrecurring Currently Combined Network Elements Switch -As-Is Charge - DS3			UNC3X	UNCCC			12.97	11.27			18.94	18.94		
	Nonrecurring Currently Combined Network Elements Switch -As-Is Charge - STS1			UNCSX	UNCCC			12.97	11.27			18.94	18.94		
NOTE: Local Channel - Dedicated Transport - minimum billing period - Below DS3=one month, DS3 and above=four months															
	Local Channel - Dedicated - 2-Wire Voice Grade			UNCXV	ULDV2	13.91		272.07	60.43			18.94	18.94		
	Local Channel - Dedicated - 4-Wire Voice Grade			UNCXV	ULDV4	14.99		272.07	60.43			18.94	18.94		
	Local Channel - Dedicated - DS1			UNC1X	ULDF1	38.36		356.15	312.89						
	Local Channel - Dedicated - DS3 - Per Mile per month			UNC3X	1L5NC	6.92									
	Local Channel - Dedicated - DS3 - Facility Termination			UNC3X	ULDF3	515.91		639.50	426.31			18.94	18.94		
	Local Channel - Dedicated - STS-1- Per Mile per month			UNCSX	1L5NC	6.92									
	Local Channel - Dedicated - STS-1 - Facility Termination			UNCSX	ULDFS	517.56		639.50	426.31			18.94	18.94		
Optional Features & Functions:															
MULTIPLEXERS															
	Channelization - DS1 to DS0 Channel System			UXTD1	MQ1	126.22		198.22	123.59			14.75	6.55	10.70	
	OCU-DP COCI (data) - DS1 to DS0 Channel System - per month (2.4-64kbs)			UDL	1D1DD	1.86		12.02	8.66			14.75	6.55	10.70	
	2-wire ISDN COCI (BRITE) - DS1 to DS0 Channel System - per month			UDN	UC1CA	3.37		12.02	8.66			14.75	6.55	10.70	
	Voice Grade COCI - DS1 to DS0 Channel System - per month			UEA	1D1VG	1.17		12.02	8.66			14.75	6.55	10.70	
	DS3 to DS1 Channel System per month			UXTD3	MQ3	182.04		265.91	188.78			14.75	6.55	10.70	
	STS1 to DS1 Channel System per month			UXTS1	MQ3	182.04		265.91	188.78			14.75	6.55	10.70	
	DS3 Interface Unit (DS1 COCI) used with Loop per month			USL	UC1D1	11.02		12.02	8.66			14.75	6.55	10.70	
	DS3 Interface Unit (DS1 COCI) used with Local Channel per month			ULDD1	UC1D1	11.02		12.02	8.66			14.75	6.55	10.70	
	DS3 Interface Unit (DS1 COCI) used with Interoffice Channel per month			U1TD1	UC1D1	11.02		12.02	8.66			14.75	6.55	10.70	
UNBUNDLED LOCAL EXCHANGE SWITCHING(PORTS)															
Exchange Ports															
NOTE: Although the Port Rate includes all available features in GA, KY, LA & TN, the desired features will need to be ordered using retail USOCs															
2-WIRE VOICE GRADE LINE PORT RATES (RES)															
	Exchange Ports - 2-Wire Analog Line Port- Res.			UEPSR	UEPRL	1.85		17.16	17.16			18.94	8.42		
	Exchange Ports - 2-Wire Analog Line Port with Caller ID - Res.			UEPSR	UEPRC	1.85		17.16	17.16			18.94	8.42		

UNBUNDLED NETWORK ELEMENTS - Georgia										Attachment: 2		Exhibit: C				
CATEGORY	RATE ELEMENTS	Interim	Zone	BCS	USOC	RATES(\$)	Svc Order Submitted Elec per LSR	Svc Order Submitted Manually per LSR	Incremental Charge - Manual Svc Order vs. Electronic-1st	Incremental Charge - Manual Svc Order vs. Electronic-Add'l	Incremental Charge - Manual Svc Order vs. Electronic-Disc 1st	Incremental Charge - Manual Svc Order vs. Electronic-Disc Add'l				
													Rec	Nonrecurring		Nonrecurring Disconnect
										SOMEc	SOMAN	SOMAN	SOMAN			
	2-Wire voice unbundled port outgoing only - bus			UEPBX	UEPBO	1.79	22.14	15.25	8.45	3.91			33.67	7.88	11.17	3.91
	2-Wire voice unbundled incoming only port with Caller ID - Bus			UEPBX	UEPB1	1.79	22.14	15.25	8.45	3.91			33.67	7.88	11.17	3.91
	2-Wire voice unbundled Georgia basic dialing port, without Caller ID capability - bus			UEPBX	UEPWD	1.79	22.14	15.25	8.45	3.91			33.67	7.88	11.17	3.91
	2-Wire voice unbundled Georgia basic dialing port for use with Caller ID - bus			UEPBX	UEPWP	1.79	22.14	15.25	8.45	3.91			33.67	7.88	11.17	3.91
	2-Wire voice unbundled Incoming Only Port without Caller ID Capability			UEPBX	UEPBE	1.79	22.14	15.25	8.45	3.91			33.67	7.88	11.17	3.91
LOCAL NUMBER PORTABILITY																
	Local Number Portability (1 per port)			UEPBX	LNPCX	0.35										
FEATURES																
	All Features Offered			UEPBX	UEPVF	0.00	0.00	0.00					33.67	7.88	11.17	3.91
NONRECURRING CHARGES (NRCs) - CURRENTLY COMBINED																
	2-Wire Voice Grade Loop / Line Port Combination - Conversion - Switch-as-is			UEPBX	USAC2		2.01	0.3108					33.67	7.88	11.17	3.91
	2-Wire Voice Grade Loop / Line Port Combination - Conversion - Switch with change			UEPBX	USACC		2.01	0.3108								
ADDITIONAL NRCs																
	2-Wire Voice Grade Loop/Line Port Combination - Subsequent Activity			UEPBX	USAS2		0.00	0.00					33.67	7.88	11.17	3.91
2-WIRE VOICE GRADE LOOP WITH 2-WIRE LINE PORT (RES - PBX) UNE Port/Loop Combination Rates																
	2-Wire VG Loop/Port Combo - Zone 1		1				12.59									
	2-Wire VG Loop/Port Combo - Zone 2		2				14.26									
	2-Wire VG Loop/Port Combo - Zone 3		3				21.62									
UNE Loop Rates																
	2-Wire Voice Grade Loop (SL 1) - Zone 1		1	UEPRG	UEPLX		10.80									
	2-Wire Voice Grade Loop (SL 1) - Zone 2		2	UEPRG	UEPLX		12.47									
	2-Wire Voice Grade Loop (SL 1) - Zone 3		3	UEPRG	UEPLX		19.83									
2-Wire Voice Grade Line Port Rates (RES - PBX)																
	2-Wire VG Unbundled Combination 2-Way PBX Trunk Port - Res			UEPRG	UEPRD	1.79	22.14	15.25	8.45	3.91			33.67	7.88	11.17	3.91
	2-Wire voice unbundled Georgia extended dialing port, PBX 1-Way Outdial Trunk			UEPRG	UEPPO	1.79	22.14	15.25	8.45	3.91			33.67	7.88	11.17	3.91
LOCAL NUMBER PORTABILITY																
	Local Number Portability (1 per port)			UEPRG	LNPCP	3.15	0.00	0.00					33.67	7.88	11.17	3.91
FEATURES																
	All Features Offered			UEPRG	UEPVF	0.00	0.00	0.00					33.67	7.88	11.17	3.91
NONRECURRING CHARGES (NRCs) - CURRENTLY COMBINED																
	2-Wire Voice Grade Loop/ Line Port Combination (PBX) - Conversion - Switch-As-Is			UEPRG	USAC2		2.01	0.3108					33.67	7.88	11.17	3.91
	2-Wire Voice Grade Loop/ Line Port Combination (PBX) - Conversion - Switch with Change			UEPRG	USACC		2.01	0.3108					33.67	7.88	11.17	3.91
ADDITIONAL NRCs																
	2-Wire Voice Grade Loop/ Line Port Combination (PBX) - Subsequent Activity			UEPRG	USAS2	0.00	0.00	0.00					33.67	7.88	11.17	3.91
	PBX Subsequent Activity - Change/Rearrange Multiline Hunt Group						14.64	14.64					19.99	19.99	19.99	19.99
2-WIRE VOICE GRADE LOOP WITH 2-WIRE LINE PORT (BUS - PBX) UNE Port/Loop Combination Rates																
	2-Wire VG Loop/Port Combo - Zone 1		1				12.59									
	2-Wire VG Loop/Port Combo - Zone 2		2				14.26									
	2-Wire VG Loop/Port Combo - Zone 3		3				21.62									
UNE Loop Rates																
	2-Wire Voice Grade Loop (SL 1) - Zone 1		1	UEPPX	UEPLX		10.80									
	2-Wire Voice Grade Loop (SL 1) - Zone 2		2	UEPPX	UEPLX		12.47									
	2-Wire Voice Grade Loop (SL 1) - Zone 3		3	UEPPX	UEPLX		19.83									
2-Wire Voice Grade Line Port Rates (BUS - PBX)																

UNBUNDLED NETWORK ELEMENTS - Georgia										Attachment: 2		Exhibit: C				
CATEGORY	RATE ELEMENTS	Interim	Zone	BCS	USOC	RATES(\$)	Svc Order Submitted Elec per LSR	Svc Order Submitted Manually per LSR	Incremental Charge - Manual Svc Order vs. Electronic-1st	Incremental Charge - Manual Svc Order vs. Electronic-Add'l	Incremental Charge - Manual Svc Order vs. Electronic-Disc 1st	Incremental Charge - Manual Svc Order vs. Electronic-Disc Add'l				
													Rec	Nonrecurring		Nonrecurring Disconnect
										SOMEc	SOMAN	SOMAN	SOMAN	SOMAN	SOMAN	
	Line Side Unbundled Combination 2-Way PBX Trunk Port - Bus			UEPPX	UEPPC	1.79		22.14	15.25	8.45	3.91		33.67	7.88	11.17	3.91
	Line Side Unbundled Outward PBX Trunk Port - Bus			UEPPX	UEPPO	1.79		22.14	15.25	8.45	3.91		33.67	7.88	11.17	3.91
	Line Side Unbundled Incoming PBX Trunk Port - Bus			UEPPX	UEPP1	1.79		22.14	15.25	8.45	3.91		33.67	7.88	11.17	3.91
	2-Wire Voice Unbundled PBX LD Terminal Ports			UEPPX	UEPLD	1.79		22.14	15.25	8.45	3.91		33.67	7.88	11.17	3.91
	2-Wire Voice Unbundled 2-Way Combination PBX Usage Port			UEPPX	UEPXA	1.79		22.14	15.25	8.45	3.91		37.06	7.88	11.17	3.91
	2-Wire Voice Unbundled PBX Toll Terminal Hotel Ports			UEPPX	UEPXB	1.79		22.14	15.25	8.45	3.91		33.67	7.88	11.17	3.91
	2-Wire Voice Unbundled PBX LD DDD Terminals Port			UEPPX	UEPXC	1.79		22.14	15.25	8.45	3.91		33.67	7.88	11.17	3.91
	2-Wire Voice Unbundled PBX LD Terminal Switchboard Port			UEPPX	UEPXD	1.79		22.14	15.25	8.45	3.91		33.67	7.88	11.17	3.91
	2-Wire Voice Unbundled PBX LD Terminal Switchboard IDD Capable Port			UEPPX	UEPXE	1.79		22.14	15.25	8.45	3.91		33.67	7.88	11.17	3.91
	2-Wire Voice Unbundled 2-Way PBX Hotel/Hospital Economy Administrative Calling Port			UEPPX	UEPXL	1.79		22.14	15.25	8.45	3.91		33.67	7.88	11.17	3.91
	2-Wire Voice Unbundled 2-Way PBX Hotel/Hospital Economy Room Calling Port			UEPPX	UEPXM	1.79		22.14	15.25	8.45	3.91		33.67	7.88	11.17	3.91
	2-Wire Voice Unbundled 1-Way Outgoing PBX Hotel/Hospital Discount Room Calling Port			UEPPX	UEPXO	1.79		22.14	15.25	8.45	3.91		33.67	7.88	11.17	3.91
	2-Wire Voice Unbundled 1-Way Outgoing PBX Measured Port			UEPPX	UEPXS	1.79		22.14	15.25	8.45	3.91		33.67	7.88	11.17	3.91
	2-Wire voice unbundled Georgia basic dialing port - 1-Way Oudial Trunk			UEPPX	UEPWS	1.79		22.14	15.25	8.45	3.91		33.67	7.88	11.17	3.91
	2-Wire voice unbundled Georgia basic dialing port - 2-Way Trunk			UEPPX	UEPWT	1.79		22.14	15.25	8.45	3.91		33.67	7.88	11.17	3.91
	2-Wire voice unbundled Georgia basic dialing port - 2-way PBX Trunk			UEPPX	UEPPQ	1.79		22.14	15.25	8.45	3.91		33.67	7.88	11.17	3.91
	2-Wire voice unbundled Georgia basic dialing port - PBX LD Terminal Ports			UEPPX	UEPPS	1.79		22.14	15.25	8.45	3.91		33.67	7.88	11.17	3.91
	2-Wire voice unbundled Georgia basic dialing port - PBX Toll Terminal Ports			UEPPX	UEPPT	1.79		22.14	15.25	8.45	3.91		33.67	7.88	11.17	3.91
	2-Wire voice unbundled Georgia basic dialing port - PBX LD DDD Terminal Port			UEPPX	UEPPU	1.79		22.14	15.25	8.45	3.91		33.67	7.88	11.17	3.91
	2-Wire voice unbundled Georgia basic dialing port - PBX LD Terminal Switchboard Port			UEPPX	UEPPV	1.79		22.14	15.25	8.45	3.91		33.67	7.88	11.17	3.91
	2-Wire voice unbundled Georgia basic dialing port - PBX LD Terminal Switchboard DDD Capable Port			UEPPX	UEPPW	1.79		22.14	15.25	8.45	3.91		33.67	7.88	11.17	3.91
	2-Wire voice unbundled Georgia basic dialing port - PBX 2-Way Trunk			UEPPX	UEPPC	1.79		22.14	15.25	8.45	3.91		33.67	7.88	11.17	3.91
	LOCAL NUMBER PORTABILITY															
	Local Number Portability (1 per port)			UEPPX	LNPCP	3.15		0.00	0.00				33.67	7.88	11.17	3.91
	FEATURES															
	All Features Offered			UEPPX	UEPVF	0.00		0.00	0.00				33.67	7.88	11.17	3.91
	NONRECURRING CHARGES (NRCs) - CURRENTLY COMBINED															
	2-Wire Voice Grade Loop/ Line Port Combination (PBX) - Conversion - Switch-As-Is			UEPPX	USAC2			2.01	0.3108				33.67	7.88	11.17	3.91
	2-Wire Voice Grade Loop/ Line Port Combination (PBX) - Conversion - Switch with Change			UEPPX	USACC			2.01	0.3108				33.67	7.88	11.17	3.91
	ADDITIONAL NRCs															
	2-Wire Voice Grade Loop/ Line Port Combination (PBX) - Subsequent Activity			UEPPX	USAS2	0.00		0.00	0.00				33.67	7.88	11.17	3.91
	PBX Subsequent Activity - Change/Rearrange Multiline Hunt Group							14.64	14.64				19.99	19.99	19.99	19.99
	2-WIRE VOICE GRADE LOOP WITH 2-WIRE ANALOG LINE COIN PORT															
	UNE Port/Loop Combination Rates															
	2-Wire VG Coin Port/Loop Combo - Zone 1		1			12.69										
	2-Wire VG Coin Port/Loop Combo - Zone 2		2			14.36										
	2-Wire VG Coin Port/Loop Combo - Zone 3		3			21.72										
	UNE Loop Rates															
	2-Wire Voice Grade Loop (SL1) - Zone 1		1	UEPCO	UEPLX	10.80										
	2-Wire Voice Grade Loop (SL1) - Zone 2		2	UEPCO	UEPLX	12.47										

UNBUNDLED NETWORK ELEMENTS - Georgia										Attachment: 2		Exhibit: C			
CATEGORY	RATE ELEMENTS	Interim	Zone	BCS	USOC	RATES(\$)	Svc Order Submitted Elec per LSR	Svc Order Submitted Manually per LSR	Incremental Charge - Manual Svc Order vs. Electronic-1st	Incremental Charge - Manual Svc Order vs. Electronic-Add'l	Incremental Charge - Manual Svc Order vs. Electronic-Disc 1st	Incremental Charge - Manual Svc Order vs. Electronic-Disc Add'l			
													Rec	Nonrecurring	
	2-Wire Voice Grade Loop (SL1) - Zone 3		3	UEPCO	UEPLX	19.83									
	2-Wire Voice Grade Line Ports (COIN)														
	2-Wire Coin 2-Way with Operator Screening (GA)			UEPCO	UEPGC	1.89	22.14	15.25	8.45	3.91		33.67	7.88	11.17	3.91
	2-Wire Coin 2-Way with Operator Screening and Blocking: 011, 900/976, 1+DDD (GA)			UEPCO	UEP2G	1.89	22.14	15.25	8.45	3.91		33.67	7.88	11.17	3.91
	2-Wire Coin 2-Way with Operator Screening and 011 Blocking (GA)			UEPCO	UEPGA	1.89	22.14	15.25	8.45	3.91		33.67	7.88	11.17	3.91
	2-Wire Coin 2-Way with Operator Screening and 900/976 Blocking (GA)			UEPCO	UEPGB	1.89	22.14	15.25	8.45	3.91		33.67	7.88	11.17	3.91
	2-Wire Coin 2-Way with Operator Screening and Blocking: 900/976, 1+DDD, 011+, and Local (GA)			UEPCO	UEPCH	1.89	22.14	15.25	8.45	3.91		33.67	7.88	11.17	3.91
	2-Wire Coin Outward with Operator Screening and 011 Blocking (GA, KY, MS)			UEPCO	UEPRJ	1.89	22.14	15.25	8.45	3.91		33.67	7.88	11.17	3.91
	2-Wire Coin Outward with Operator Screening and Blocking: 900/976, 1+DDD, 011+, and Local (FL, GA)			UEPCO	UEPCQ	1.89	22.14	15.25	8.45	3.91		33.67	7.88	11.17	3.91
	2-Wire 2-Way Smartline with 900/976 (all states except LA)			UEPCO	UEPCK	1.89	22.14	15.25	8.45	3.91		33.67	7.88	11.17	3.91
	2-Wire Coin Outward Smartline with 900/976 (all states except LA)			UEPCO	UEPCR	1.89	22.14	15.25	8.45	3.91		33.67	7.88	11.17	3.91
	ADDITIONAL UNE COIN PORT/LOOP (RC)														
	UNE Coin Port/Loop Combo Usage (Flat Rate)			UEPCO	URECU	3.59	0.00	0.00				33.67	7.88	11.17	3.91
	LOCAL NUMBER PORTABILITY														
	Local Number Portability (1 per port)			UEPCO	LNPCX	0.35									
	NONRECURRING CHARGES - CURRENTLY COMBINED														
	2-Wire Voice Grade Loop / Line Port Combination - Conversion - Switch-as-is			UEPCO	USAC2		2.01	0.3108				33.67	7.88	11.17	3.91
	2-Wire Voice Grade Loop / Line Port Combination - Conversion - Switch with change			UEPCO	USACC		2.01	0.31				33.67	7.88	11.17	3.91
	ADDITIONAL NRCS														
	2-Wire Voice Grade Loop/Line Port Combination - Subsequent Activity			UEPCO	USAS2		0.00	0.00				33.67	7.88	11.17	3.91
	2-WIRE VOICE LOOP/ 2WIRE VOICE GRADE IO TRANSPORT/ 2-WIRE LINE PORT (RES)														
	UNE Port/Loop Combination Rates														
	2-Wire VG Loop/IO Transport/Port Combo - Zone 1		1			18.69									
	2-Wire VG Loop/IO Transport/Port Combo - Zone 2		2			21.30									
	2-Wire VG Loop/IO Transport/Port Combo - Zone 3		3			32.77									
	UNE Loop Rates														
	2-Wire Voice Grade Loop (SL2) - Zone 1		1	UEPFR	UECF2	16.84									
	2-Wire Voice Grade Loop (SL2) - Zone 2		2	UEPFR	UECF2	19.45									
	2-Wire Voice Grade Loop (SL2) - Zone 3		3	UEPFR	UECF2	30.92									
	2-Wire Voice Grade Line Port Rates (Res)														
	2-Wire voice unbundled port - residence			UEPFR	UEPRL	1.85	121.33	95.26	8.45	3.91		33.67	7.88	11.17	3.91
	2-Wire voice unbundled port with Caller ID - res			UEPFR	UEPRC	1.85	121.33	95.26	8.45	3.91		37.06	7.88	11.17	3.91
	2-Wire voice unbundled port outgoing only - res			UEPFR	UEPRO	1.85	121.33	95.26	8.45	3.91		33.67	7.88	11.17	3.91
	2-Wire voice unbundles res, low usage line port with Caller ID (LUM)			UEPFR	UEPAP	1.85	121.33	95.26	8.45	3.91		33.67	7.88	11.17	3.91
	2-Wire voice unbundled Georgia basic dialing port, without Caller ID capability - res			UEPFR	UEPWC	1.85	121.33	95.26	8.45	3.91		33.67	7.88	11.17	3.91
	2-Wire voice unbundled Georgia basic dialing port for use with Caller ID - res			UEPFR	UEPWQ	1.85	121.33	95.26	8.45	3.91		33.67	7.88	11.17	3.91
	2-Wire voice unbundled Georgia basic dialing port - outgoing only			UEPFR	UEPWR	1.85	121.33	95.26	8.45	3.91		33.67	7.88	11.17	3.91
	INTEROFFICE TRANSPORT														
	Interoffice Transport - Dedicated - 2 Wire Voice Grade - Facility Termination			UEPFR	U1TV2	17.07	79.61	36.08							
	Interoffice Transport - Dedicated - 2 Wire Voice Grade - Per Mile or Fraction Mile			UEPFR	1L5XX	0.0222									
	FEATURES														
	All Features Offered			UEPFR	UEPVF	0.00	0.00	0.00				33.67	7.88	11.17	3.91
	LOCAL NUMBER PORTABILITY														

UNBUNDLED NETWORK ELEMENTS - Georgia										Attachment: 2		Exhibit: C				
CATEGORY	RATE ELEMENTS	Interim	Zone	BCS	USOC	RATES(\$)	Svc Order Submitted Elec per LSR	Svc Order Submitted Manually per LSR	Incremental Charge - Manual Svc Order vs. Electronic-1st	Incremental Charge - Manual Svc Order vs. Electronic-Add'l	Incremental Charge - Manual Svc Order vs. Electronic-Disc 1st	Incremental Charge - Manual Svc Order vs. Electronic-Disc Add'l				
													Rec	Nonrecurring		Nonrecurring Disconnect
										SOMEc	SOMAN	SOMAN	SOMAN	SOMAN	SOMAN	
	2-Wire Voice Unbundled 2-Way PBX Hotel/Hospital Economy Administrative Calling Port			UEPFP	UEPXL	1.85	121.33	95.26	8.45	3.91			33.67	7.88	11.17	3.91
	2-Wire Voice Unbundled 2-Way PBX Hotel/Hospital Economy Room Calling Port			UEPFP	UEPXM	1.85	121.33	95.26	8.45	3.91			33.67	7.88	11.17	3.91
	2-Wire Voice Unbundled 1-Way Outgoing PBX Hotel/Hospital Discount Room Calling Port			UEPFP	UEPXM	1.85	121.33	95.26	8.45	3.91			33.67	7.88	11.17	3.91
	2-Wire Voice Unbundled 1-Way Outgoing PBX Measured Port			UEPFP	UEPXS	1.85	121.33	95.26	8.45	3.91			33.67	7.88	11.17	3.91
	2-Wire voice unbundled Georgia basic dialing port - 1-Way Oudial Trunk			UEPFP	UEPWS	1.85	121.33	95.26	8.45	3.91			33.67	7.88	11.17	3.91
	2-Wire voice unbundled Georgia basic dialing port - 2-Way Trunk			UEPFP	UEPWT	1.85	121.33	95.26	8.45	3.91			33.67	7.88	11.17	3.91
LOCAL NUMBER PORTABILITY																
	Local Number Portability (1 per port)			UEPFP	LNPCP	3.15	0.00	0.00					33.67	7.88	11.17	3.91
INTEROFFICE TRANSPORT																
	Interoffice Transport - Dedicated - 2 Wire Voice Grade - Facility Termination			UEPFP	U1TV2	17.07	79.61	36.08								
	Interoffice Transport - Dedicated - 2 Wire Voice Grade - Per Mile or Fraction Mile			UEPFP	1L5XX	0.0222										
FEATURES																
	All Features Offered			UEPFP	UEPVF	0.00	0.00	0.00					33.67	7.88	11.17	3.91
NONRECURRING CHARGES (NRCs) - CURRENTLY COMBINED																
	2-Wire Loop / Dedicated IO Transport / 2 Wire Line Port Combination - Conversion - Switch-as-is			UEPFP	USAC2		93.83	93.83					33.67	7.88	11.17	3.91
	2-Wire Loop / Dedicated IO Transport / 2 Wire Line Port Combination - Conversion - Switch with change			UEPFP	USACC		93.83	93.83					33.67	7.88	11.17	3.91
UNBUNDLED PORT/LOOP COMBINATIONS - COST BASED RATES																
2-WIRE VOICE GRADE LOOP- BUS ONLY - WITH 2-WIRE DID TRUNK PORT																
UNE Port/Loop Combination Rates																
	2-Wire VG Loop/2-Wire DID Trunk Port Combo - UNE Zone 1		1			28.19										
	2-Wire VG Loop/2-Wire DID Trunk Port Combo - UNE Zone 2		2			30.80										
	2-Wire VG Loop/2-Wire DID Trunk Port Combo - UNE Zone 3		3			42.27										
UNE Loop Rates																
	2-Wire Analog Voice Grade Loop - (SL2) - UNE Zone 1		1	UEPPX	UECD1	16.84	104.17	78.10								
	2-Wire Analog Voice Grade Loop - (SL2) - UNE Zone 2		2	UEPPX	UECD1	19.45	104.17	78.10								
	2-Wire Analog Voice Grade Loop - (SL2) - UNE Zone 3		3	UEPPX	UECD1	30.92	104.17	104.10								
UNE Port Rate																
	Exchange Ports - 2-Wire DID Port			UEPPX	UEPD1	11.35	61.91	61.91					33.67	7.88		
NONRECURRING CHARGES - CURRENTLY COMBINED																
	2-Wire Voice Grade Loop / 2-Wire DID Trunk Port Combination - Switch-as-is			UEPPX	USAC1		93.38	93.38					33.67	7.88		
	2-Wire Voice Grade Loop / 2-Wire DID Trunk Port Conversion with BellSouth Allowable Changes			UEPPX	USA1C		93.38	93.38					33.67	7.88		
ADDITIONAL NRCs																
Telephone Number/Trunk Group Establishment Charges																
	DID Trunk Termination (One Per Port)			UEPPX	NDT	0.00	0.00	0.00								
	DID Numbers, Establish Trunk Group and Provide First Group of 20 DID Numbers			UEPPX	NDZ	0.00	0.00	0.00								
	Additional DID Numbers for each Group of 20 DID Numbers			UEPPX	ND4	0.00	0.00	0.00								
	DID Numbers, Non- consecutive DID Numbers , Per Number			UEPPX	ND5	0.00	0.00	0.00								
	Reserve Non-Consecutive DID numbers			UEPPX	ND6	0.00	0.00	0.00								
	Reserve DID Numbers			UEPPX	NDV	0.00	0.00	0.00								
LOCAL NUMBER PORTABILITY																
	Local Number Portability (1 per port)			UEPPX	LNPCP	3.15	0.00	0.00								
2-WIRE ISDN DIGITAL GRADE LOOP WITH 2-WIRE ISDN DIGITAL LINE SIDE PORT																
UNE Port/Loop Combination Rates																
	2W ISDN Digital Grade Loop/2W ISDN Digital Line Side Port - UNE Zone 1		1	UEPPB	UEPPR	35.36										
	2W ISDN Digital Grade Loop/2W ISDN Digital Line Side Port - UNE Zone 2		2	UEPPB	UEPPR	38.74										

UNBUNDLED NETWORK ELEMENTS - Georgia										Attachment: 2		Exhibit: C																	
CATEGORY	RATE ELEMENTS	Interim	Zone	BCS	USOC	RATES(\$)	Svc Order Submitted Elec per LSR	Svc Order Submitted Manually per LSR	Incremental Charge - Manual Svc Order vs. Electronic-1st	Incremental Charge - Manual Svc Order vs. Electronic-Add'l	Incremental Charge - Manual Svc Order vs. Electronic-Disc 1st	Incremental Charge - Manual Svc Order vs. Electronic-Disc Add'l	OSS Rates(\$)																
													Rec	Nonrecurring		Nonrecurring Disconnect		SOMEC	SOMAN	SOMAN	SOMAN	SOMAN	SOMAN						
													First	Add'l	First	Add'l													
	2W ISDN Digital Grade Loop/2W ISDN Digital Line Side Port - UNE Zone 3		3	UEPPB UEPPR		53.64																							
UNE Loop Rates																													
	2-Wire ISDN Digital Grade Loop - UNE Zone 1		1	UEPPB UEPPR USL2X		21.89		252.32	188.77									19.99	19.99										
	2-Wire ISDN Digital Grade Loop - UNE Zone 2		2	UEPPB UEPPR USL2X		25.27		252.32	188.77									19.99	19.99										
	2-Wire ISDN Digital Grade Loop - UNE Zone 3		3	UEPPB UEPPR USL2X		40.17		252.32	188.77									19.99	19.99										
UNE Port Rate																													
	Exchange Port - 2-Wire ISDN Line Side Port			UEPPB UEPPR UEPPB		13.47		47.37	47.37									19.99	19.99										
NONRECURRING CHARGES - CURRENTLY COMBINED																													
	2-Wire ISDN Digital Grade Loop / 2-Wire ISDN Line Side Port Combination - Conversion			UEPPB UEPPR USACB		0.00		93.38	93.38									19.99	19.99										
ADDITIONAL NRCS																													
	2-Wire ISDN Loop / 2-Wire ISDN Port Combination - Sub Acty Non Feature/Add Trunk			UEPPB UEPPR USASB				165.95										19.99	19.99										
LOCAL NUMBER PORTABILITY																													
	Local Number Portability (1 per port)			UEPPB UEPPR LNPCX		0.35		0.00	0.00																				
B-CHANNEL USER PROFILE ACCESS:																													
	CVS/CSD (DMS/5ESS)			UEPPB UEPPR U1UCA		0.00		0.00	0.00																				
	CVS (EWSD)			UEPPB UEPPR U1UCB		0.00		0.00	0.00																				
	CSD			UEPPB UEPPR U1UCC		0.00		0.00	0.00																				
B-CHANNEL AREA PLUS USER PROFILE ACCESS: (AL,KY,LA,MS SC,MS, & TN)																													
USER TERMINAL PROFILE																													
	User Terminal Profile (EWSD only)			UEPPB UEPPR U1UMA		0.00		0.00	0.00																				
VERTICAL FEATURES																													
	All Vertical Features - One per Channel B User Profile			UEPPB UEPPR UEPVF		0.00		0.00	0.00									19.99	19.99										
INTEROFFICE CHANNEL MILEAGE																													
	Interoffice Channel mileage each, including first mile and facilities termination			UEPPB UEPPR M1GNC		16.47		79.61	36.08									19.99	19.99										
	Interoffice Channel mileage each, additional mile			UEPPB UEPPR M1GNM		0.0222		0.00	0.00																				
4-WIRE DS1 DIGITAL LOOP WITH 4-WIRE ISDN DS1 DIGITAL TRUNK PORT																													
UNE Port/Loop Combination Rates																													
	4W DS1 Digital Loop/4W ISDN DS1 Digital Trunk Port - UNE Zone 1		1	UEPPP		218.69																							
	4W DS1 Digital Loop/4W ISDN DS1 Digital Trunk Port - UNE Zone 2		2	UEPPP		227.29																							
	4W DS1 Digital Loop/4W ISDN DS1 Digital Trunk Port - UNE Zone 3		3	UEPPP		265.09																							
UNE Loop Rates																													
	4-Wire DS1 Digital Loop - UNE Zone 1		1	UEPPP USL4P		55.53		448.92	276.60									19.99	19.99										
	4-Wire DS1 Digital Loop - UNE Zone 2		2	UEPPP USL4P		64.13		448.92	276.60									19.99	19.99										
	4-Wire DS1 Digital Loop - UNE Zone 3		3	UEPPP USL4P		101.93		448.92	276.60									19.99	19.99										
UNE Port Rate																													
	Exchange Ports - 4-Wire ISDN DS1 Port			UEPPP UEPPP		163.16		186.80	186.80									19.99	19.99										
NONRECURRING CHARGES - CURRENTLY COMBINED																													
	4-Wire DS1 Digital Loop / 4-Wire ISDN DS1 Digital Trunk Port Combination - Conversion -Switch-as-is			UEPPP USACP		0.00		269.96	269.96									19.99	19.99										
ADDITIONAL NRCS																													
	4-Wire DS1 Loop/4-W ISDN Digt Trk Port - Subsqct Actvy-Inward/two way Tel Nos. (except NC)			UEPPP PR7TF				0.9686																					
	4-Wire DS1 Loop / 4-Wire ISDN DS1 Digital Trunk Port - Outward Tel Numbers (All States except NC)			UEPPP PR7TO				22.75	22.75																				
	4-Wire DS1 Loop / 4-Wire ISDN DS1 Digital Trk Port - Subsequent Inward Tel Numbers			UEPPP PR7ZT				45.49	45.49																				
LOCAL NUMBER PORTABILITY																													
	Local Number Portability (1 per port)			UEPPP LNPCN		1.75																							
INTERFACE (Provisioning Only)																													
	Voice/Data			UEPPP PR71V		0.00		0.00	0.00																				
	Digital Data			UEPPP PR71D		0.00		0.00	0.00																				

UNBUNDLED NETWORK ELEMENTS - Georgia										Attachment: 2		Exhibit: C	
CATEGORY	RATE ELEMENTS	Interim	Zone	BCS	USOC	RATES(\$)	Svc Order Submitted Elec per LSR	Svc Order Submitted Manually per LSR	Incremental Charge - Manual Svc Order vs. Electronic-1st	Incremental Charge - Manual Svc Order vs. Electronic-Add'l	Incremental Charge - Manual Svc Order vs. Electronic-Disc 1st	Incremental Charge - Manual Svc Order vs. Electronic-Disc Add'l	
													Rec
	Inward Data			UEPPP	PR71E	0.00		0.00	0.00				
	New or Additional "B" Channel												
	New or Additional - Voice/Data B Channel			UEPPP	PR7BV	0.00		28.71			19.99	19.99	
	New or Additional - Digital Data B Channel			UEPPP	PR7BF	0.00		28.71			19.99	19.99	
	New or Additional Inward Data B Channel			UEPPP	PR7BD	0.00		28.71			19.99	19.99	
	CALL TYPES												
	Inward			UEPPP	PR7C1	0.00		0.00	0.00				
	Outward			UEPPP	PR7C0	0.00		0.00	0.00				
	Two-way			UEPPP	PR7CC	0.00		0.00	0.00				
	Interoffice Channel Mileage												
	Fixed Each Including First Mile			UEPPP	1LN1A	78.9223		147.07	111.75	0.00		19.99	19.99
	Each Airline-Fractional Additional Mile			UEPPP	1LN1B	0.4523							
	4-WIRE DS1 DIGITAL LOOP WITH 4-WIRE DDITS TRUNK PORT												
	UNE Port/Loop Combination Rates												
	4W DS1 Digital Loop/4W DDITS Trunk Port - UNE Zone 1		1	UEPDC		176.33							
	4W DS1 Digital Loop/4W DDITS Trunk Port - UNE Zone 2		2	UEPDC		184.93							
	4W DS1 Digital Loop/4W DDITS Trunk Port - UNE Zone 3		3	UEPDC		222.73							
	UNE Loop Rates												
	4-Wire DS1 Digital Loop - UNE Zone 1		1	UEPDC	USLDC	55.53		448.92	276.00			19.99	19.99
	4-Wire DS1 Digital Loop - UNE Zone 2		2	UEPDC	USLDC	64.13		448.92	276.60			19.99	19.99
	4-Wire DS1 Digital Loop - UNE Zone 3		3	UEPDC	USLDC	101.93		448.92	276.60			19.99	19.99
	UNE Port Rate												
	4-Wire DDITS Digital Trunk Port			UEPDC	UDD1T	120.80		89.44	52.46			19.99	19.99
	NONRECURRING CHARGES - CURRENTLY COMBINED												
	4-Wire DS1 Digital Loop / 4-Wire DDITS Trunk Port Combination - Switch-as-is			UEPDC	USAC4			269.96	269.96			19.99	19.99
	4-Wire DS1 Digital Loop / 4-Wire DDITS Trunk Port Combination - Conversion with DS1 Changes			UEPDC	USAWA			269.96	269.96			19.99	19.99
	4-Wire DS1 Digital Loop / 4-Wire DDITS Trunk Port Combination - Conversion with Change - Trunk			UEPDC	USAWB			269.96	269.96			19.99	19.99
	ADDITIONAL NRCs												
	4-Wire DS1 Loop / 4-Wire DDITS Trunk Port - Subsequent Service Activity Per Service Order			UEPDC	USAS4			147.47	147.47				
	4-Wire DS1 Loop / 4-Wire DDITS Trunk Port - NRC - Subsequent Channel Activation/Chan - 2-Way Trunk			UEPDC	UDTTA			28.71	28.71			19.99	19.99
	4-Wire DS1 Loop / 4-Wire DDITS Trunk Port - Subsequent Channel Activation/Chan - 1-Way Outward Trunk			UEPDC	UDTTB			28.71	28.71			19.99	19.99
	4-Wire DS1 Loop / 4-Wire DDITS Trunk Port - Subsqt Channel Activation/Chan Inward Trunk w/out DID			UEPDC	UDTTC			28.71	28.71			19.99	19.99
	4-Wire DS1 Loop / 4-Wire DDITS Trunk Port - Subsqt Chan Activation Per Chan - Inward Trunk with DID			UEPDC	UDTTD			28.71	28.71			19.99	19.99
	4-Wire DS1 Loop / 4-Wire DDITS Trunk Port - Subsqt Chan Activation / Chan - 2-Way DID w User Trans			UEPDC	UDTTE			28.71	28.71			19.99	19.99
	BIPOLAR 8 ZERO SUBSTITUTION												
	B8ZS - Superframe Format			UEPDC	CCOSF			0.00	600.00				
	B8ZS - Extended Superframe Format			UEPDC	CCOEF			0.00	600.00				
	Alternate Mark Inversion												
	AMI - Superframe Format			UEPDC	MCOSF			0.00	0.00				
	AMI - Extended SuperFrame Format			UEPDC	MCOPO			0.00	0.00				
	Telephone Number/Trunk Group Establishment Charges												
	Telephone Number for 2-Way Trunk Group			UEPDC	UDTGX	0.00							
	Telephone Number for 1-Way Outward Trunk Group			UEPDC	UDTGY	0.00							
	Telephone Number for 1-Way Inward Trunk Group Without DID			UEPDC	UDTGZ	0.00							
	DID Numbers, Establish Trunk Group and Provide First Group of 20 DID Numbers			UEPDC	NDZ	0.00		0.00	0.00				
	DID Numbers for each Group of 20 DID Numbers			UEPDC	ND4	0.00							
	DID Numbers, Non- consecutive DID Numbers , Per Number			UEPDC	ND5	0.00							
	Reserve Non-Consecutive DID Nos.			UEPDC	ND6	0.00		0.00	0.00				
	Reserve DID Numbers			UEPDC	NDV	0.00		0.00	0.00				

UNBUNDLED NETWORK ELEMENTS - Georgia										Attachment: 2		Exhibit: C			
CATEGORY	RATE ELEMENTS	Interim	Zone	BCS	USOC	RATES(\$)	Svc Order Submitted Elec per LSR	Svc Order Submitted Manually per LSR	Incremental Charge - Manual Svc Order vs. Electronic-1st	Incremental Charge - Manual Svc Order vs. Electronic-Add'l	Incremental Charge - Manual Svc Order vs. Electronic-Disc 1st	Incremental Charge - Manual Svc Order vs. Electronic-Disc Add'l			
													Rec	Nonrecurring	
										SOMEc	SOMAN	SOMAN	SOMAN	SOMAN	SOMAN
	2-Wire Voice Grade Loop/ Line Port Combination - Switch-As-Is			UEPPX	USAC2							33.67	7.88	11.17	3.91
	2-Wire Voice Grade Loop/ Line Port Combination - Switch with Change			UEPPX	USACC							33.67	7.88	11.17	3.91
	ADDITIONAL NRCs														
	2-Wire Voice Grade Loop/ Line Port Combination - Subsequent			UEPPX	USAS2	0.00						33.67	7.88	11.17	3.91
	2 Wire Loop/Line Side Port Combination - Non feature - Subsequent Activity- Nonrecurring											33.67	7.88	11.17	3.91
	PBX Subsequent Activity - Change/Rearrange Multiline Hunt Group											14.64	14.64	19.99	19.99
	2-WIRE VOICE GRADE LOOP WITH 2-WIRE ANALOG LINE COIN PORT														
	UNE Port/Loop Combination Rates														
	2-Wire VG Coin Port/Loop Combo - Zone 1		1			24.80									
	2-Wire VG Coin Port/Loop Combo - Zone 2		2			26.47									
	2-Wire VG Coin Port/Loop Combo - Zone 3		3			33.83									
	UNE Loop Rates														
	2-Wire Voice Grade Loop (SL1) - Zone 1		1	UEPCO	UEPLX	10.80									
	2-Wire Voice Grade Loop (SL1) - Zone 2		2	UEPCO	UEPLX	12.47									
	2-Wire Voice Grade Loop (SL1) - Zone 3		3	UEPCO	UEPLX	19.83									
	2-Wire Voice Grade Line Port Rates (Coin)														
	2-Wire Coin 2-Way with Operator Screening (GA)			UEPCO	UEPGC	14.00	90.00	90.00				33.67	7.88	11.17	3.91
	2-Wire Coin 2-Way with Operator Screening and Blocking: 011, 900/976, 1+DDD (GA)			UEPCO	UEP2G	14.00	90.00	90.00				33.67	7.88	11.17	3.91
	2-Wire Coin 2-Way with Operator Screening and 011 Blocking (GA)			UEPCO	UEPGA	14.00	90.00	90.00				33.67	7.88	11.17	3.91
	2-Wire Coin 2-Way with Operator Screening and 900/976 Blocking (GA)			UEPCO	UEPGB	14.00	90.00	90.00				33.67	7.88	11.17	3.91
	2-Wire Coin 2-Way with Operator Screening and Blocking: 900/976, 1+DDD, 011+, and Local (GA)			UEPCO	UEPCH	14.00	90.00	90.00				33.67	7.88	11.17	3.91
	2-Wire Coin Outward with Operator Screening and 011Blocking (GA, KY, MS)			UEPCO	UEPRJ	14.00	90.00	90.00				33.67	7.88	11.17	3.91
	2-Wire Coin Outward with Operator Screening and Blocking: 900/976, 1+DDD, 011+, and Local (FL, GA)			UEPCO	UEPCQ	14.00	90.00	90.00				33.67	7.88	11.17	3.91
	LOCAL NUMBER PORTABILITY														
	Local Number Portability (1 per port)			UEPCO	LNPCX	0.35									
	NONRECURRING CHARGES - CURRENTLY COMBINED														
	2-Wire Voice Grade Loop/ Line Port Combination - Switch-As-Is			UEPCO	USAC2		41.50	41.50				33.67	7.88	11.17	3.91
	2-Wire Voice Grade Loop/ Line Port Combination - Switch with Change			UEPCO	USACC		41.50	41.50				33.67	7.88	11.17	3.91
	ADDITIONAL NRCs														
	2-Wire Voice Grade Loop/ Line Port Combination - Subsequent			UEPCO	USAS2		0.00	0.00				33.67	7.88	11.17	3.91
	UNBUNDLED PORT/LOOP COMBINATIONS - MARKET BASED RATES														
	2-WIRE VOICE GRADE LOOP- BUS ONLY - WITH 2-WIRE DID TRUNK PORT														
	UNE Port/Loop Combination Rates														
	2-Wire VG Loop/2-Wire DID Trunk Port Combo - UNE Zone 1		1			99.84									
	2-Wire VG Loop/2-Wire DID Trunk Port Combo - UNE Zone 2		2			102.45									
	2-Wire VG Loop/2-Wire DID Trunk Port Combo - UNE Zone 3		3			113.92									
	UNE Loop Rates														
	2-Wire Analog Voice Grade Loop - (SL2) - UNE Zone 1		1	UEPPX	UECD1	16.84	104.78	78.10							
	2-Wire Analog Voice Grade Loop - (SL2) - UNE Zone 2		2	UEPPX	UECD1	19.45	104.78	78.10							
	2-Wire Analog Voice Grade Loop - (SL2) - UNE Zone 3		3	UEPPX	UECD1	30.92	104.78	104.10							
	UNE Port Rate														
	Exchange Ports - 2-Wire DID Port			UEPPX	UEPD1	83.00	850.00	75.00				33.67	7.88		
	NONRECURRING CHARGES - CURRENTLY COMBINED														
	2-Wire Voice Grade Loop / 2-Wire DID Trunk Port Combination - Switch-As-Is Top 8 MSAs only			UEPPX	USAC1		850.00	75.00				33.67	7.88		

UNBUNDLED NETWORK ELEMENTS - Georgia										Attachment: 2		Exhibit: C												
CATEGORY	RATE ELEMENTS	Interim	Zone	BCS	USOC	RATES(\$)	Svc Order Submitted Elec per LSR	Svc Order Submitted Manually per LSR	Incremental Charge - Manual Svc Order vs. Electronic-1st	Incremental Charge - Manual Svc Order vs. Electronic-Add'l	Incremental Charge - Manual Svc Order vs. Electronic-Disc 1st	Incremental Charge - Manual Svc Order vs. Electronic-Disc Add'l	OSS Rates(\$)											
													Rec	Nonrecurring		Nonrecurring Disconnect		SOMEC	SOMAN	SOMAN	SOMAN	SOMAN		
													First	Add'l	First	Add'l								
	2-Wire Voice Grade Loop / 2-Wire DID Trunk Port Conversion with BellSouth Allowable Changes Top 8 MSAs only			UEPPX	USA1C								850.00	75.00						33.67	7.88			
ADDITIONAL NRCS																								
Telephone Number/Trunk Group Establishment Charges																								
	DID Trunk Termination (One Per Port)			UEPPX	NDT	0.00							0.00	0.00										
	DID Numbers, Establish Trunk Group and Provide First Group of 20 DID Numbers			UEPPX	NDZ	0.00							0.00	0.00										
	Additional DID Numbers for each Group of 20 DID Numbers			UEPPX	ND4	0.00							0.00	0.00										
	DID Numbers, Non- consecutive DID Numbers , Per Number			UEPPX	ND5	0.00							0.00	0.00										
	Reserve Non-Consecutive DID numbers			UEPPX	ND6	0.00							0.00	0.00										
	Reserve DID Numbers			UEPPX	NDV	0.00							0.00	0.00										
LOCAL NUMBER PORTABILITY																								
	Local Number Portability (1 per port)			UEPPX	LNPCP	3.15							0.00	0.00										
2-WIRE ISDN DIGITAL GRADE LOOP WITH 2-WIRE ISDN DIGITAL LINE SIDE PORT																								
UNE Port/Loop Combination Rates																								
	2W ISDN Digital Grade Loop/2W ISDN Digital Line Side Port - UNE Zone 1		1	UEPPB	UEPPR	81.89																		
	2W ISDN Digital Grade Loop/2W ISDN Digital Line Side Port - UNE Zone 2		2	UEPPB	UEPPR	85.27																		
	2W ISDN Digital Grade Loop/2W ISDN Digital Line Side Port - UNE Zone 3		3	UEPPB	UEPPR	100.17																		
UNE Loop Rate																								
	2-Wire ISDN Digital Grade Loop - UNE Zone 1		1	UEPPB	UEPPR	USL2X	21.89						252.32	188.77						19.99	19.99			
	2-Wire ISDN Digital Grade Loop - UNE Zone 2		2	UEPPB	UEPPR	USL2X	25.27					252.32	188.77							19.99	19.99			
	2-Wire ISDN Digital Grade Loop - UNE Zone 3		3	UEPPB	UEPPR	USL2X	40.17					252.32	188.77							19.99	19.99			
UNE Port Rate																								
	Exchange Port - 2-Wire ISDN Line Side Port			UEPPB	UEPPR	UEPPB	60.00						525.00	400.00						19.99	19.99			
NONRECURRING CHARGES - CURRENTLY COMBINED																								
	2-Wire ISDN Digital Grade Loop / 2-Wire ISDN Line Side Port Combination - Conversion - Top 8 MSAs only			UEPPB	UEPPR	USACB	0.00						215.00	215.00						19.99	19.99			
ADDITIONAL NRCS																								
	2-Wire ISDN Loop / 2-Wire ISDN Port Combination - Sub Acty Non Feature/Add Trunk			UEPPB	UEPPR	USASB							165.95							19.99	19.99			
LOCAL NUMBER PORTABILITY																								
	Local Number Portability (1 per port)			UEPPB	UEPPR	LNPCX	0.35						0.00	0.00										
B-CHANNEL USER PROFILE ACCESS:																								
	CVS/CSD (DMS/5ESS)			UEPPB	UEPPR	U1UCA	0.00						0.00	0.00										
	CVS (EWSD)			UEPPB	UEPPR	U1UCB	0.00						0.00	0.00										
	CSD			UEPPB	UEPPR	U1UCC	0.00						0.00	0.00										
B-CHANNEL AREA PLUS USER PROFILE ACCESS: (AL,KY,LA,MS SC,MS, & TN)																								
USER TERMINAL PROFILE																								
	User Terminal Profile (EWSD only)			UEPPB	UEPPR	U1UMA	0.00						0.00	0.00										
VERTICAL FEATURES																								
	All Vertical Features - One per Channel B User Profile			UEPPB	UEPPR	UEPVF	0.00						0.00	0.00						19.99	19.99			
INTEROFFICE CHANNEL MILEAGE																								
	Interoffice Channel mileage each, including first mile and facilities termination			UEPPB	UEPPR	M1GNC	16.47						79.61	36.08						19.99	19.99			
	Interoffice Channel mileage each, additional mile			UEPPB	UEPPR	M1GNM	0.0222						0.00	0.00										
4-WIRE DS1 DIGITAL LOOP WITH 4-WIRE ISDN DS1 DIGITAL TRUNK PORT																								
UNE Port/Loop Combination Rates																								
	4W DS1 Digital Loop/4W ISDN DS1 Digital Trunk Port - UNE Zone 1		1	UEPPP			955.53																	
	4W DS1 Digital Loop/4W ISDN DS1 Digital Trunk Port - UNE Zone 2		2	UEPPP			964.13																	
	4W DS1 Digital Loop/4W ISDN DS1 Digital Trunk Port - UNE Zone 3		3	UEPPP			1,001.93																	
UNE Loop Rates																								
	4-Wire DS1 Digital Loop - UNE Zone 1		1	UEPPP	USL4P	55.53							448.92	276.60						19.99	19.99			

UNBUNDLED NETWORK ELEMENTS - Georgia										Attachment: 2		Exhibit: C						
CATEGORY	RATE ELEMENTS	Interim	Zone	BCS	USOC	RATES(\$)	Svc Order Submitted Elec per LSR	Svc Order Submitted Manually per LSR	Incremental Charge - Manual Svc Order vs. Electronic-1st	Incremental Charge - Manual Svc Order vs. Electronic-Add'l	Incremental Charge - Manual Svc Order vs. Electronic-Disc 1st	Incremental Charge - Manual Svc Order vs. Electronic-Disc Add'l						
													Rec	Nonrecurring		Nonrecurring Disconnect		OSS Rates(\$)
							First	Add'l	First	Add'l	SOMEc	SOMAN	SOMAN	SOMAN	SOMAN	SOMAN		
	4-Wire DS1 Loop / 4-Wire DDITS Trunk Port - Subsqt Channel Activation/Chan Inward Trunk w/out DID			UEPDC	UDTTC		28.71	28.71				19.99	19.99					
	4-Wire DS1 Loop / 4-Wire DDITS Trunk Port - Subsqt Chan Activation Per Chan - Inward Trunk with DID			UEPDC	UDTTD		28.71	28.71				19.99	19.99					
	4-Wire DS1 Loop / 4-Wire DDITS Trunk Port - Subsqt Chan Activation / Chan - 2-Way DID w User Trans			UEPDC	UDTTE		28.71	28.71				19.99	19.99					
BIPOLAR & ZERO SUBSTITUTION																		
	B8ZS -Superframe Format			UEPDC	CCOSF		0.00	600.00										
	B8ZS - Extended Superframe Format			UEPDC	CCOEF		0.00	600.00										
Alternate Mark Inversion																		
	AMI -Superframe Format			UEPDC	MCOSF		0.00	0.00										
	AMI - Extended SuperFrame Format			UEPDC	MCOPO		0.00	0.00										
Telephone Number/Trunk Group Establishment Charges																		
	Telephone Number for 2-Way Trunk Group			UEPDC	UDTGX		0.00											
	Telephone Number for 1-Way Outward Trunk Group			UEPDC	UDTGY		0.00											
	Telephone Number for 1-Way Inward Trunk Group Without DID			UEPDC	UDTGZ		0.00											
	DID Numbers, Establish Trunk Group and Provide First Group of 20 DID Numbers			UEPDC	NDZ		0.00	0.00	0.00									
	DID Numbers for each Group of 20 DID Numbers			UEPDC	ND4		0.00											
	DID Numbers, Non- consecutive DID Numbers , Per Number			UEPDC	ND5		0.00											
	Reserve Non-Consecutive DID Nos.			UEPDC	ND6		0.00	0.00	0.00									
	Reserve DID Numbers			UEPDC	NDV		0.00	0.00	0.00									
Dedicated DS1 (Interoffice Channel Mileage) -																		
FX/FCO for 4-Wire DS1 Digital Loop with 4-Wire DDITS Trunk Port																		
	Interoffice Channel Mileage - Fixed rate 0-8 miles (Facilities Termination)			UEPDC	1LNO1		78.47	147.07	111.75			19.99	19.99					
	Interoffice Channel Mileage - Additional rate per mile - 0-8 miles			UEPDC	1LNOA		0.4523	0.00	0.00									
	Interoffice Channel Mileage - Fixed rate 9-25 miles (Facilities Termination)			UEPDC	1LNO2		0.00	0.00	0.00									
	Interoffice Channel Mileage - Additional rate per mile - 9-25 miles			UEPDC	1LNOB		0.4523	0.00	0.00									
	Interoffice Channel Mileage - Fixed rate 25+ miles (Facilities Termination)			UEPDC	1LNO3		0.00	0.00	0.00									
	Interoffice Channel Mileage - Additional rate per mile - 25+ miles			UEPDC	1LNOC		0.4523	0.00	0.00									
	Local Number Portability, per DS0 Activated			UEPDC	LNPCP		3.15											
	Central Office Terminating Point			UEPDC	CTG		0.00											
4-WIRE DS1 LOOP WITH CHANNELIZATION WITH PORT																		
System is 1 DS1 Loop, 1 D4 Channel Bank, and up to 24 Feature Activations																		
A system can have various rate combinations based on type and number of ports used																		
UNE DS1 Loop																		
	4-Wire DS1 Loop - UNE Zone 1		1	UEPMG	USLDC		55.53	0.00	0.00									
	4-Wire DS1 Loop - UNE Zone 2		2	UEPMG	USLDC		64.13	0.00	0.00									
	4-Wire DS1 Loop - UNE Zone 3		3	UEPMG	USLDC		101.93	0.00	0.00									
UNE DSO Channelization Capacities (D4 Channel Bank Configurations)																		
	24 DSO Channel Capacity - 1 per DS1			UEPMG	VUM24		102.64	0.00	0.00			19.99	19.99					
	48 DSO Channel Capacity - 1 per 2 DS1s			UEPMG	VUM48		205.28	0.00	0.00			19.99	19.99					
	96 DSO Channel Capacity -1per 4 DS1s			UEPMG	VUM96		410.56	0.00	0.00			19.99	19.99					
	144 DSO Channel Capacity - 1 per 6 DS1s			UEPMG	VUM144		615.84	0.00	0.00			19.99	19.99					
	192 DSO Channel Capacity -1 per 8 DS1s			UEPMG	VUM192		821.12	0.00	0.00			19.99	19.99					
	240 DSO Channel Capacity - 1 per 10 DS1s			UEPMG	VUM240		1,026.40	0.00	0.00			19.99	19.99					
	288 DSO Channel Capacity - 1 per 12 DS1s			UEPMG	VUM288		1,231.68	0.00	0.00			19.99	19.99					
	384 DSO Channel Capacity - 1 per 16 DS1s			UEPMG	VUM384		1,642.24	0.00	0.00			19.99	19.99					
	480 DSO Channel Capacity - 1 per 20 DS1s			UEPMG	VUM480		2,052.80	0.00	0.00			19.99	19.99					
	576 DSO Channel Capacity -1 per 24 DS1s			UEPMG	VUM576		2,463.36	0.00	0.00			19.99	19.99					
	672 DSO Channel Capacity - 1 per 28 DS1s			UEPMG	VUM672		2,873.92	0.00	0.00			19.99	19.99					
Non-Recurring Charges (NRC) Associated with 4-Wire DS1 Loop with Channelization with Port - Conversion Charge Based on a System																		
A Minimum System configuration is One (1) DS1, One (1) D4 Channel Bank, and Up To 24 DSO Ports with Feature Activations.																		

UNBUNDLED NETWORK ELEMENTS - Georgia										Attachment: 2		Exhibit: C																											
CATEGORY	RATE ELEMENTS	Interim	Zone	BCS	USOC	RATES(\$)	Svc Order Submitted Elec per LSR	Svc Order Submitted Manually per LSR	Incremental Charge - Manual Svc Order vs. Electronic-1st	Incremental Charge - Manual Svc Order vs. Electronic-Add'l	Incremental Charge - Manual Svc Order vs. Electronic-Disc 1st	Incremental Charge - Manual Svc Order vs. Electronic-Disc Add'l	OSS Rates(\$)																										
													Rec	Nonrecurring		Nonrecurring Disconnect		SOMEc	SOMAN	SOMAN	SOMAN	SOMAN	SOMAN																
													First	Add'l	First	Add'l																							
Multiples of this configuration functioning as one are considered Add'l after the minimum system configuration is counted.																																							
	NRC - Conversion (Currently Combined) with or without BellSouth Allowed Changes - Top 8 MSAs Only			UEPMG	USAC4	0.00		450.00	50.00										19.99	19.99																			
System Additions Where Currently Combined and New (Not Currently Combined)																																							
In Density Zone 1 Top 8 MSAs																																							
	1 DS1/D4 Channel Bank - Add NRC for each Port and Assoc Fea Activation -			UEPMG	VUMD4	0.00		950.00	600.00	200.00	30.00								19.99	19.99																			
Bipolar 8 Zero Substitution																																							
	Clear Channel Capability Format, superframe - Subsequent Activity Only			UEPMG	CCOSF	0.00		0.00	600.00																														
	Clear Channel Capability Format - Extended Superframe - Subsequent Activity Only			UEPMG	CCOEF	0.00		0.00	600.00																														
Alternate Mark Inversion (AMI)																																							
	Superframe Format			UEPMG	MCOSF	0.00		0.00	0.00																														
	Extended Superframe Format			UEPMG	MCOPO	0.00		0.00	0.00																														
Exchange Ports Associated with 4-Wire DS1 Loop with Channelization with Port Exchange Ports																																							
	Line Side Combination Channelized PBX Trunk Port - Business			UEPPX	UEPCX	14.00		0.00	0.00	0.00	0.00								33.67	7.88																			
	Line Side Outward Channelized PBX Trunk Port - Business			UEPPX	UEPOX	14.00		0.00	0.00	0.00	0.00								33.67	7.88																			
	Line Side Inward Only Channelized PBX Trunk Port without DID			UEPPX	UEP1X	14.00		0.00	0.00	0.00	0.00								33.67	7.88																			
	2-Wire Trunk Side Unbundled Channelized DID Trunk Port			UEPPX	UEPDM	83.00		0.00	0.00	0.00	0.00								33.67	7.88																			
Feature Activations - Unbundled Loop Concentration																																							
	Feature (Service) Activation for each Line Side Port Terminated in D4 Bank			UEPPX	1PQWM	0.62		40.00	20.00	6.00	5.00								33.67	7.88																			
	Feature (Service) Activation for each Trunk Side Port Terminated in D4 Bank			UEPPX	1PQWU	0.62		110.00	30.00	65.00	20.00								33.67	7.88																			
Telephone Number/ Group Establishment Charges for DID Service																																							
	DID Trunk Termination (1 per Port)			UEPPX	NDT	0.00		0.00	0.00																														
	Estab Trk Grp and Provide 1st 20 DID Nos. (FL,GA, NC,& SC)			UEPPX	NDZ	0.00		0.00	0.00																														
	DID Numbers - groups of 20 - Valid all States			UEPPX	ND4	0.00		0.00	0.00																														
	Non-Consecutive DID Numbers - per number			UEPPX	ND5	0.00		0.00	0.00																														
	Reserve Non-Consecutive DID Numbers			UEPPX	ND6	0.00		0.00	0.00																														
	Reserve DID Numbers			UEPPX	NDV	0.00		0.00	0.00																														
Local Number Portability																																							
	Local Number Portability - 1 per port			UEPPX	LNPCP	3.15		0.00	0.00																														
FEATURES - Vertical and Optional																																							
Local Switching Features Offered with Line Side Ports Only																																							
	All Features Available			UEPPX	UEPVF	0.00		0.00	0.00																														
UNBUNDLED CENTREX PORT/LOOP COMBINATIONS - COST BASED RATES																																							
1. Cost Based Rates are applied where BellSouth is required by FCC and/or State Commission rule to provide Unbundled Local Switching or Switch Ports.																																							
2. Features shall apply to the Unbundled Port/Loop Combination - Cost Based Rate section in the same manner as they are applied to the Stand-Alone Unbundled Port section of this Rate Exhibit.																																							
3. End Office and Tandem Switching Usage and Common Transport Usage rates in the Port section of this rate exhibit shall apply to all combinations of loop/port network elements except for UNE Coin Port/Loop Combinations.																																							
4. The first and additional Port nonrecurring charges apply to Not Currently Combined Combos. For Currently Combined Combos, the nonrecurring charges shall be those identified in the Nonrecurring - Currently Combined sections. Additional NRCs may apply also and are categorized accordingly.																																							
5. Market Rates for Unbundled Centrex Port/Loop Combination will be negotiated on an Individual Case Basis, until further notice.																																							
UNE-P CENTREX - 1AESS - (Valid in AL,FL,GA,KY,LA,MS,&TN only)																																							
2-Wire VG Loop/2-Wire Voice Grade Port (Centrex) Combo																																							
UNE Port/Loop Combination Rates (Non-Design)																																							
	2-Wire VG Loop/2-Wire Voice Grade Port (Centrex) Port Combo - Non-Design		1	UEP91		12.59																																	
	2-Wire VG Loop/2-Wire Voice Grade Port (Centrex)Port Combo - Non-Design		2	UEP91		14.26																																	
	2-Wire VG Loop/2-Wire Voice Grade Port (Centrex)Port Combo - Non-Design		3	UEP91		21.62																																	
UNE Port/Loop Combination Rates (Design)																																							
	2-Wire VG Loop/2-Wire Voice Grade Port (Centrex) Port Combo - Design		1	UEP91		18.63																																	

UNBUNDLED NETWORK ELEMENTS - Georgia										Attachment: 2		Exhibit: C											
CATEGORY	RATE ELEMENTS	Interim	Zone	BCS	USOC	RATES(\$)	Svc Order Submitted Elec per LSR	Svc Order Submitted Manually per LSR	Incremental Charge - Manual Svc Order vs. Electronic-1st	Incremental Charge - Manual Svc Order vs. Electronic-Add'l	Incremental Charge - Manual Svc Order vs. Electronic-Disc 1st	Incremental Charge - Manual Svc Order vs. Electronic-Disc Add'l	OSS Rates(\$)										
													Rec	Nonrecurring		Nonrecurring Disconnect		SOMEc	SOMAN	SOMAN	SOMAN	SOMAN	SOMAN
													First	Add'l	First	Add'l							
	2-Wire VG Loop/2-Wire Voice Grade Port (Centrex) Port Combo - Design		1	UEP9D		18.63																	
	2-Wire VG Loop/2-Wire Voice Grade Port (Centrex)Port Combo - Design		2	UEP9D		21.24																	
	2-Wire VG Loop/2-Wire Voice Grade Port (Centrex)Port Combo - Design		3	UEP9D		32.71																	
	UNE Loop Rate																						
	2-Wire Voice Grade Loop (SL 1) - Zone 1		1	UEP9D	UECS1	10.80																	
	2-Wire Voice Grade Loop (SL 1) - Zone 2		2	UEP9D	UECS1	12.47																	
	2-Wire Voice Grade Loop (SL 1) - Zone 3		3	UEP9D	UECS1	19.83																	
	2-Wire Voice Grade Loop (SL 2) - Zone 1		1	UEP9D	UECS2	16.84																	
	2-Wire Voice Grade Loop (SL 2) - Zone 2		2	UEP9D	UECS2	19.45																	
	2-Wire Voice Grade Loop (SL 2) - Zone 3		3	UEP9D	UECS2	30.92																	
	UNE Port Rate																						
	ALL STATES																						
	2-Wire Voice Grade Port (Centrex) Basic Local Area			UEP9D	UEPYA	1.79	22.14	15.25	8.45	3.91			33.67	7.88									
	2-Wire Voice Grade Port (Centrex 800 termination)Basic Local Area			UEP9D	UEPYB	1.79	22.14	15.25	8.45	3.91			33.67	7.88									
	2-Wire Voice Grade Port (Centrex / EBS-PSET)3Basic Local Area			UEP9D	UEPYC	1.79	22.14	15.25	8.45	3.91			33.67	7.88									
	2-Wire Voice Grade Port (Centrex / EBS-M5009)3Basic Local Area			UEP9D	UEPYD	1.79	22.14	15.25	8.45	3.91			33.67	7.88									
	2-Wire Voice Grade Port (Centrex / EBS-M5209)3 Basic Local Area			UEP9D	UEPYE	1.79	22.14	15.25	8.45	3.91			33.67	7.88									
	2-Wire Voice Grade Port (Centrex / EBS-M5112)3 Basic Local Area			UEP9D	UEPYF	1.79	22.14	15.25	8.45	3.91			33.67	7.88									
	2-Wire Voice Grade Port (Centrex / EBS-M5312)3Basic Local Area			UEP9D	UEPYG	1.79	22.14	15.25	8.45	3.91			33.67	7.88									
	2-Wire Voice Grade Port (Centrex / EBS-M5008)3 Basic Local Area			UEP9D	UEPYT	1.79	22.14	15.25	8.45	3.91			33.67	7.88									
	2-Wire Voice Grade Port (Centrex / EBS-M5208)3 Basic Local Area			UEP9D	UEPYU	1.79	22.14	15.25	8.45	3.91			33.67	7.88									
	2-Wire Voice Grade Port (Centrex / EBS-M5216)3 Basic Local Area			UEP9D	UEPYV	1.79	22.14	15.25	8.45	3.91			33.67	7.88									
	2-Wire Voice Grade Port (Centrex / EBS-M5316)3 Basic Local Area			UEP9D	UEPY3	1.79	22.14	15.25	8.45	3.91			33.67	7.88									
	2-Wire Voice Grade Port (Centrex with Caller ID) Basic Local Area			UEP9D	UEPYH	1.79	22.14	15.25	8.45	3.91			33.67	7.88									
	2-Wire Voice Grade Port (Centrex/Caller ID/Msg Wtg Lamp Indication))3 Basic Local Area			UEP9D	UEPYW	1.79	22.14	15.25	8.45	3.91			33.67	7.88									
	2-Wire Voice Grade Port (Centrex/Msg Wtg Lamp Indication))3 Basic Local Area			UEP9D	UEPYJ	1.79	22.14	15.25	8.45	3.91			33.67	7.88									
	2-Wire Voice Grade Port (Centrex from diff Serving Wire Center) 2 Basic Local Area			UEP9D	UEPYM	1.79	22.14	15.25	8.45	3.91			33.67	7.88									
	2-Wire Voice Grade Port (Centrex/differ SWC /EBS-PSET)2, 3 Basic Local Area			UEP9D	UEPYO	1.79	22.14	15.25	8.45	3.91			33.67	7.88									
	2-Wire Voice Grade Port (Centrex/differ SWC /EBS-M5009)2, 3 Basic Local Area			UEP9D	UEPYP	1.79	22.14	15.25	8.45	3.91			33.67	7.88									
	2-Wire Voice Grade Port (Centrex/differ SWC /EBS-5209)2, 3 Basic Local Area			UEP9D	UEPYQ	1.79	22.14	15.25	8.45	3.91			33.67	7.88									
	2-Wire Voice Grade Port (Centrex/differ SWC /EBS-M5112)2, 3 Basic Local Area			UEP9D	UEPYR	1.79	22.14	15.25	8.45	3.91			33.67	7.88									
	2-Wire Voice Grade Port (Centrex/differ SWC /EBS-M5312)2, 3 Basic Local Area			UEP9D	UEPYS	1.79	22.14	15.25	8.45	3.91			33.67	7.88									
	2-Wire Voice Grade Port (Centrex/differ SWC /EBS-M5008)2, 3 Basic Local Area			UEP9D	UEPY4	1.79	22.14	15.25	8.45	3.91			33.67	7.88									
	2-Wire Voice Grade Port (Centrex/differ SWC /EBS-M5208)2, 3 Basic Local Area			UEP9D	UEPY5	1.79	22.14	15.25	8.45	3.91			33.67	7.88									

UNBUNDLED NETWORK ELEMENTS - Georgia										Attachment: 2		Exhibit: C							
CATEGORY	RATE ELEMENTS	Interim	Zone	BCS	USOC	RATES(\$)	Svc Order Submitted Elec per LSR	Svc Order Submitted Manually per LSR	Incremental Charge - Manual Svc Order vs. Electronic-1st	Incremental Charge - Manual Svc Order vs. Electronic-Add'l	Incremental Charge - Manual Svc Order vs. Electronic-Disc 1st	Incremental Charge - Manual Svc Order vs. Electronic-Disc Add'l	OSS Rates(\$)						
													Rec	Nonrecurring First	Nonrecurring Add'l	Nonrecurring Disconnect First	Nonrecurring Disconnect Add'l	SOMEc	SOMAN
	Unbundled Network Access Register - Inward			UEP9D	UAR1X	0.00													
	Unbundled Network Access Register - Outdial			UEP9D	UAROx	0.00													
	Miscellaneous Terminations																		
	2-Wire Trunk Side																		
	Trunk Side Terminations, each			UEP9D	CEND6	11.35													
	4-Wire Digital (1.544 Megabits)																		
	DS1 Circuit Terminations, each			UEP9D	M1HD1	120.80		89.44	52.46										
	DS0 Channels Activated per Channel			UEP9D	M1HDO	0.00		28.71											
	Interoffice Channel Mileage - 2-Wire																		
	Interoffice Channel Facilities Termination			UEP9D	MIGBC	17.07													
	Interoffice Channel mileage, per mile or fraction of mile			UEP9D	MIGBM	0.0222													
	Feature Activations (DS0) Centrex Loops on Channelized DS1 Service																		
	D4 Channel Bank Feature Activations																		
	Feature Activation on D-4 Channel Bank Centrex Loop Slot			UEP9D	1PQWS	0.62													
	Feature Activation on D-4 Channel Bank FX line Side Loop Slot			UEP9D	1PQW6	0.62													
	Feature Activation on D-4 Channel Bank FX Trunk Side Loop Slot			UEP9D	1PQW7	0.62													
	Feature Activation on D-4 Channel Bank Centrex Loop Slot - Different Wire Center			UEP9D	1PQWP	0.62													
	Feature Activation on D-4 Channel Bank Private Line Loop Slot			UEP9D	1PQWV	0.62													
	Feature Activation on D-4 Channel Bank Tjje Line/Trunk Loop Slot			UEP9D	1PQWQ	0.62													
	Feature Activation on D-4 Channel Bank WATS Loop Slot			UEP9D	1PQWA	0.62													
	Non-Recurring Charges (NRC) Associated with UNE-P Centrex																		
	NRC Conversion Currently Combined Switch-As-Is with allowed changes, per port			UEP9D	USAC2			2.01	0.3108										
	New Centrex Standard Common Block			UEP9D	M1ACS	0.00		659.41											
	New Centrex Customized Common Block			UEP9D	M1ACC	0.00		659.41											
	NAR Establishment Charge, Per Occasion			UEP9D	URECA	0.00		71.88											
	Note 1 - Required Port for Centrex Control in 1AESS, 5ESS & EWSD																		
	Note 2 - Requires Interoffice Channel Mileage																		
	Note 3 - Requires Specific Customer Premises Equipment																		
	UNBUNDLED CENTREX PORT/LOOP COMBINATIONS - MARKET RATES																		
	1. Market Rates are applied where BellSouth is not required by FCC and/or State Commission rule to provide Unbundled Local Switching or Switch Ports.																		
	2. Recurring Charges for all Standard Centrex and Centrex Control Features are included in the Market Rate																		
	3. End Office and Tandem Switching Usage and Common Transport Usage rates in the Port section of this rate exhibit shall apply to all combinations of loop/port network elements except for UNE Coin Port/Loop Combinations.																		
	4. The first and additional Port nonrecurring charges apply to Not Currently Combined Combos. For Currently Combined Combos, the nonrecurring charges shall be those identified in the Nonrecurring - Currently Combined sections. Additional NRCs may apply also and are categorized accordingly.																		
	UNE-P CENTREX - 1AESS - (Valid in AL,FL,GA,KY,LA,MS,&TN only)																		
	2-Wire VG Loop/2-Wire Voice Grade Port (Centrex) Combo																		
	UNE Port/Loop Combination Rates (Non-Design)																		
	2-Wire VG Loop/2-Wire Voice Grade Port (Centrex) Port Combo - Non-Design		1	UEP91		24.80													
	2-Wire VG Loop/2-Wire Voice Grade Port (Centrex)Port Combo - Non-Design		2	UEP91		26.47													
	2-Wire VG Loop/2-Wire Voice Grade Port (Centrex)Port Combo - Non-Design		3	UEP91		33.83													
	UNE Port/Loop Combination Rates (Design)																		
	2-Wire VG Loop/2-Wire Voice Grade Port (Centrex) Port Combo - Design		1	UEP91		30.84													
	2-Wire VG Loop/2-Wire Voice Grade Port (Centrex)Port Combo - Design		2	UEP91		33.45													
	2-Wire VG Loop/2-Wire Voice Grade Port (Centrex)Port Combo - Design		3	UEP91		44.92													
	UNE Loop Rate																		
	2-Wire Voice Grade Loop (SL 1) - Zone 1		1	UEP91	UECS1	10.80													
	2-Wire Voice Grade Loop (SL 1) - Zone 2		2	UEP91	UECS1	12.47													

UNBUNDLED NETWORK ELEMENTS - Georgia										Attachment: 2		Exhibit: C											
CATEGORY	RATE ELEMENTS	Interim	Zone	BCS	USOC	RATES(\$)	Svc Order Submitted Elec per LSR	Svc Order Submitted Manually per LSR	Incremental Charge - Manual Svc Order vs. Electronic-1st	Incremental Charge - Manual Svc Order vs. Electronic-Add'l	Incremental Charge - Manual Svc Order vs. Electronic-Disc 1st	Incremental Charge - Manual Svc Order vs. Electronic-Disc Add'l	OSS Rates(\$)										
													Rec	Nonrecurring		Nonrecurring Disconnect		SOMEC	SOMAN	SOMAN	SOMAN	SOMAN	SOMAN
													First	Add'l	First	Add'l							
	Interoffice Channel mileage, per mile or fraction of mile			UEP9D	MIGBM	0.0222																	
Feature Activations (DS0) Centrex Loops on Channelized DS1 Service																							
D4 Channel Bank Feature Activations																							
	Feature Activation on D-4 Channel Bank Centrex Loop Slot			UEP9D	1PQWS	0.62																	
	Feature Activation on D-4 Channel Bank FX line Side Loop Slot			UEP9D	1PQW6	0.62																	
	Feature Activation on D-4 Channel Bank FX Trunk Side Loop Slot			UEP9D	1PQW7	0.62																	
	Feature Activation on D-4 Channel Bank Centrex Loop Slot - Different Wire Center			UEP9D	1PQWP	0.62																	
	Feature Activation on D-4 Channel Bank Private Line Loop Slot			UEP9D	1PQWV	0.62																	
	Feature Activation on D-4 Channel Bank Tjje Line/Trunk Loop Slot			UEP9D	1PQWQ	0.62																	
	Feature Activation on D-4 Channel Bank WATS Loop Slot			UEP9D	1PQWA	0.62																	
Non-Recurring Charges (NRC) Associated with UNE-P Centrex																							
	NRC Conversion Currently Combined Switch-As-Is with allowed changes, per port			UEP9D	USAC2								2.01	0.3108							33.67	7.88	
	New Centrex Standard Common Block			UEP9D	M1ACS	0.00															33.67	7.88	
	New Centrex Customized Common Block			UEP9D	M1ACC	0.00															33.67	7.88	
	NAR Establishment Charge, Per Occasion			UEP9D	URECA	0.00															33.67	7.88	
Note 1 - Required Port for Centrex Control in 1AESS, 5ESS & EWSD																							
Note 2 - Requires Interoffice Channel Mileage																							
Note 3 - Requires Specific Customer Premises Equipment																							
Note: Rates displaying an "R" in Interim column are interim and subject to rate true-up as set forth in General Terms and Conditions.																							

UNBUNDLED NETWORK ELEMENTS - Kentucky										Attachment: 2		Exhibit: C					
CATEGORY	RATE ELEMENTS	Interim	Zone	BCS	USOC	RATES(\$)	Svc Order Submitted Elec per LSR	Svc Order Submitted Manually per LSR	Incremental Charge - Manual Svc Order vs. Electronic-1st	Incremental Charge - Manual Svc Order vs. Electronic-Add'l	Incremental Charge - Manual Svc Order vs. Electronic-Disc 1st	Incremental Charge - Manual Svc Order vs. Electronic-Disc Add'l					
													Rec	Nonrecurring First	Nonrecurring Add'l	Nonrecurring Disconnect First	Nonrecurring Disconnect Add'l
													SOMEc	SOMAN	SOMAN	SOMAN	SOMAN
The "Zone" shown in the sections for stand-alone loops or loops as part of a combination refers to Geographically Deaveraged UNE Zones. To view Geographically Deaveraged UNE Zone Designations by Central Office, refer to Internet Website: http://www.interconnection.bellsouth.com/become_a_clec/html/interconnection.htm																	
OPERATIONAL SUPPORT SYSTEMS																	
NOTE: (1) Electronic Service Order: CLEC should contact its contract negotiator if it prefers the state specific electronic service ordering charges as ordered by the State Commissions. The electronic service ordering charge currently contained in this rate exhibit is the BellSouth regional electronic service ordering charge. CLEC may elect either the state specific Commission ordered rates for the electronic service ordering charges, or CLEC may elect the regional electronic service ordering charge.																	
NOTE: (2) Any element that can be ordered electronically will be billed according to the SOMEc rate listed in this category. Please refer to BellSouth's Business Rules for Local Ordering (BBR-LO) to determine if a product can be ordered electronically. For those elements that cannot be ordered electronically at present per the BBR-LO, the listed SOMEc rate in this category reflects the charge that would be billed to a CLEC once electronic ordering capabilities come on-line for that element. Otherwise, the manual ordering charge, SOMAN, will be applied to a CLECs bill when it submits an LSR to BellSouth.																	
	Manual Service Order Charge, per LSR, Disconnect Only (KY)				SOMAN							0.99					
	Electronic OSS Charge, per LSR, submitted via BST's OSS interactive interfaces (Regional)				SOMEc		3.50										
UNE SERVICE DATE ADVANCEMENT CHARGE																	
NOTE: The Expedite charge will be maintained commensurate with BellSouth's FCC No.1 Tariff, Section 5 as applicable.																	
	UNE Expedite Charge per Circuit or Line Assignable USOC, per Day			ALL UNE	SDASP		200.00										
UNBUNDLED EXCHANGE ACCESS LOOP																	
2-WIRE ANALOG VOICE GRADE LOOP																	
	2-Wire Analog Voice Grade Loop - Service Level 1- Zone 1		1	UEANL	UEAL2	10.56	46.66	22.57	26.65	7.65		7.86					
	2-Wire Analog Voice Grade Loop - Service Level 1- Zone 2		2	UEANL	UEAL2	15.34	46.66	22.57	26.65	7.65		7.86					
	2-Wire Analog Voice Grade Loop - Service Level 1- Zone 3		3	UEANL	UEAL2	31.11	46.66	22.57	26.65	7.65		7.86					
	Loop Testing - Basic 1st Half Hour			UEANL	URET1		46.88	46.88				7.86					
	Loop Testing - Basic Additional Half Hour			UEANL	URETA		24.16	24.16				7.86					
	CLEC to CLEC Conversion Charge Without Outside Dispatch (UVL-SL1)			UEANL	UREWO		15.78	8.94				7.86					
	Engineering Information Document (EI)			UEANL	UEANM		13.49	13.49									
	Manual Order Coordination for UVL-SL1s (per loop)			UEANL	UEAMC		9.00	9.00									
	Order Coordination for Specified Conversion Time for UVL-SL1 (per LSR)			UEANL	OCOSL		23.01	23.01									
2-WIRE Unbundled COPPER LOOP																	
	2-Wire Unbundled Copper Loop - Non-Designed Zone 1	I	1	UEQ	UEQ2X	10.58	44.97	20.89	25.64	6.65		7.86					
	2 Wire Unbundled Copper Loop - Non-Designed - Zone 2	I	2	UEQ	UEQ2X	11.51	44.97	20.89	25.64	6.65		7.86					
	2 Wire Unbundled Copper Loop - Non-Designed - Zone 3	I	3	UEQ	UEQ2X	13.19	44.97	20.89	25.64	6.65		7.86					
	Order Coordination 2 Wire Unbundled Copper Loop - Non-Designed (per loop)			UEQ	USBMC		9.00	9.00									
	Engineering Information Document			UEQ			13.49	13.49									
	Loop Testing - Basic 1st Half Hour			UEQ	URET1		46.88	46.88				7.86					
	Loop Testing - Basic Additional Half Hour			UEQ	URETA		24.16	24.16				7.86					
	CLEC to CLEC Conversion Charge Without Outside Dispatch (UCL-ND)			UEQ	UREWO		14.27	7.43				7.86					
UNBUNDLED EXCHANGE ACCESS LOOP																	
2-WIRE ANALOG VOICE GRADE LOOP																	
	2-Wire Analog Voice Grade Loop - Service Level 2 w/Loop or Ground Start Signaling - Zone 1		1	UEA	UEAL2	12.67	134.89	81.87	73.65	14.88		7.86					
	2-Wire Analog Voice Grade Loop - Service Level 2 w/Loop or Ground Start Signaling - Zone 2		2	UEA	UEAL2	17.45	134.89	81.87	73.65	14.88		7.86					
	2-Wire Analog Voice Grade Loop - Service Level 2 w/Loop or Ground Start Signaling - Zone 3		3	UEA	UEAL2	33.22	134.89	81.87	73.65	14.88		7.86					
	Order Coordination for Specified Conversion Time (per LSR)			UEA	OCOSL		23.01										
	2-Wire Analog Voice Grade Loop - Service Level 2 w/Reverse Battery Signaling - Zone 1		1	UEA	UEAR2	12.67	134.89	81.87	73.65	14.88		7.86					
	2-Wire Analog Voice Grade Loop - Service Level 2 w/Reverse Battery Signaling - Zone 2		2	UEA	UEAR2	17.45	134.89	81.87	73.65	14.88		7.86					
	2-Wire Analog Voice Grade Loop - Service Level 2 w/Reverse Battery Signaling - Zone 3		3	UEA	UEAR2	33.22	134.89	81.87	73.65	14.88		7.86					
	Order Coordination for Specified Conversion Time (per LSR)			UEA	OCOSL		23.01										
	CLEC to CLEC Conversion Charge without outside dispatch			UEA	UREWO		87.72	36.36				7.86					
4-WIRE ANALOG VOICE GRADE LOOP																	
	4-Wire Analog Voice Grade Loop - Zone 1		1	UEA	UEAL4	29.26	164.11	112.36	78.91	18.66		7.86					
	4-Wire Analog Voice Grade Loop - Zone 2		2	UEA	UEAL4	34.25	164.11	112.36	78.91	18.66		7.86					

UNBUNDLED NETWORK ELEMENTS - Kentucky										Attachment: 2		Exhibit: C			
CATEGORY	RATE ELEMENTS	Interim	Zone	BCS	USOC	RATES(\$)	Svc Order Submitted Elec per LSR	Svc Order Submitted Manually per LSR	Incremental Charge - Manual Svc Order vs. Electronic-1st	Incremental Charge - Manual Svc Order vs. Electronic-Add'l	Incremental Charge - Manual Svc Order vs. Electronic-Disc 1st	Incremental Charge - Manual Svc Order vs. Electronic-Disc Add'l			
													Rec	Nonrecurring	
							First	Add'l	First	Add'l	SOMEK	SOMAN	SOMAN	SOMAN	SOMAN
	4-Wire Analog Voice Grade Loop - Zone 3		3	UEA	UEAL4	85.06	164.11	112.36	78.91	18.66		7.86			
	Order Coordination for Specified Conversion Time (per LSR)			UEA	OCOSL		23.01								
	CLEC to CLEC Conversion Charge without outside dispatch			UEA	UREWO		87.72	36.36				7.86			
	2-WIRE ISDN DIGITAL GRADE LOOP														
	2-Wire ISDN Digital Grade Loop - Zone 1		1	UDN	U1L2X	18.44	146.77	95.02	71.38	13.83		7.86			
	2-Wire ISDN Digital Grade Loop - Zone 2		2	UDN	U1L2X	25.08	146.77	95.02	71.38	13.83		7.86			
	2-Wire ISDN Digital Grade Loop - Zone 3		3	UDN	U1L2X	42.87	146.77	95.02	71.38	13.83		7.86			
	Order Coordination For Specified Conversion Time (per LSR)			UDN	OCOSL		23.01								
	CLEC to CLEC Conversion Charge without outside dispatch			UDN	UREWO		91.63	44.16				7.86			
	2-WIRE ASYMMETRICAL DIGITAL SUBSCRIBER LINE (ADSL) COMPATIBLE LOOP														
	2 Wire Unbundled ADSL Loop including manual service inquiry & facility reservation - Zone 1		1	UAL	UAL2X	10.82	141.98	79.73	69.02	11.47		7.86			
	2 Wire Unbundled ADSL Loop including manual service inquiry & facility reservation - Zone 2		2	UAL	UAL2X	11.79	141.98	79.73	69.02	11.47		7.86			
	2 Wire Unbundled ADSL Loop including manual service inquiry & facility reservation - Zone 3		3	UAL	UAL2X	12.87	141.98	79.73	69.02	11.47		7.86			
	Order Coordination for Specified Conversion Time (per LSR)			UAL	OCOSL		23.01								
	2 Wire Unbundled ADSL Loop without manual service inquiry & facility reservat - Zone 1		1	UAL	UAL2W	10.82	121.18	69.00	69.09	11.54		7.86			
	2 Wire Unbundled ADSL Loop without manual service inquiry & facility reservat - Zone 2		2	UAL	UAL2W	11.79	121.18	69.00	69.09	11.54		7.86			
	2 Wire Unbundled ADSL Loop without manual service inquiry & facility reservat - Zone 3		3	UAL	UAL2W	12.87	121.18	69.00	69.09	11.54		7.86			
	Order Coordination for Specified Conversion Time (per LSR)			UAL	OCOSL		23.01								
	CLEC to CLEC Conversion Charge without outside dispatch			UAL	UREWO		86.20	40.40				7.86			
	2-WIRE HIGH BIT RATE DIGITAL SUBSCRIBER LINE (HDSL) COMPATIBLE LOOP														
	2 Wire Unbundled HDSL Loop including manual service inquiry & facility reservation - Zone 1		1	UHL	UHL2X	8.75	151.54	89.29	69.09	11.54		7.86			
	2 Wire Unbundled HDSL Loop including manual service inquiry & facility reservation - Zone 2		2	UHL	UHL2X	9.56	151.54	89.29	69.09	11.54		7.86			
	2 Wire Unbundled HDSL Loop including manual service inquiry & facility reservation - Zone 3		3	UHL	UHL2X	10.61	151.54	89.29	69.09	11.54		7.86			
	Order Coordination for Specified Conversion Time (per LSR)			UHL	OCOSL		23.01								
	2 Wire Unbundled HDSL Loop without manual service inquiry and facility reservation - Zone 1		1	UHL	UHL2W	8.75	130.74	78.56	69.09	11.54		7.86			
	2 Wire Unbundled HDSL Loop without manual service inquiry and facility reservation - Zone 2		2	UHL	UHL2W	9.56	130.74	78.56	69.09	11.54		7.86			
	2 Wire Unbundled HDSL Loop without manual service inquiry and facility reservation - Zone 3		3	UHL	UHL2W	10.61	130.74	78.56	69.09	11.54		7.86			
	Order Coordination for Specified Conversion Time (per LSR)			UHL	OCOSL		23.01								
	CLEC to CLEC Conversion Charge without outside dispatch			UHL	UREWO		86.14	40.40				7.86			
	4-WIRE HIGH BIT RATE DIGITAL SUBSCRIBER LINE (HDSL) COMPATIBLE LOOP														
	4 Wire Unbundled HDSL Loop including manual service inquiry and facility reservation - Zone 1		1	UHL	UHL4X	13.95	185.75	123.50	74.95	14.69		7.86			
	4-Wire Unbundled HDSL Loop including manual service inquiry and facility reservation - Zone 2		2	UHL	UHL4X	15.68	185.75	123.50	74.95	14.69		7.86			
	4-Wire Unbundled HDSL Loop including manual service inquiry and facility reservation - Zone 3		3	UHL	UHL4X	16.98	185.75	123.50	74.95	14.69		7.86			
	Order Coordination for Specified Conversion Time (per LSR)			UHL	OCOSL		23.01								
	4-Wire Unbundled HDSL Loop without manual service inquiry and facility reservation - Zone 1		1	UHL	UHL4W	13.95	164.95	114.04	77.32	15.80		7.86			
	4-Wire Unbundled HDSL Loop without manual service inquiry and facility reservation - Zone 2		2	UHL	UHL4W	15.68	164.95	114.04	77.32	15.80		7.86			
	4-Wire Unbundled HDSL Loop without manual service inquiry and facility reservation - Zone 3		3	UHL	UHL4W	16.98	164.95	114.04	77.32	15.80		7.86			
	Order Coordination for Specified Conversion Time (per LSR)			UHL	OCOSL		23.01								
	CLEC to CLEC Conversion Charge without outside dispatch			UHL	UREWO		86.14	40.40				7.86			
	4-WIRE DS1 DIGITAL LOOP														
	4-Wire DS1 Digital Loop - Zone 1		1	USL	USLXX	86.47	306.69	174.44	65.83	14.55		7.86			

UNBUNDLED NETWORK ELEMENTS - Kentucky

							Attachment: 2		Exhibit: C						
CATEGORY	RATE ELEMENTS	Interim	Zone	BCS	USOC	RATES(\$)	Svc Order Submitted Elec per LSR	Svc Order Submitted Manually per LSR	Incremental Charge - Manual Svc Order vs. Electronic-1st	Incremental Charge - Manual Svc Order vs. Electronic-Add'l	Incremental Charge - Manual Svc Order vs. Electronic-Disc 1st	Incremental Charge - Manual Svc Order vs. Electronic-Disc Add'l			
													Rec	Nonrecurring	
							First	Add'l	First	Add'l	SOMEc	SOMAN	SOMAN	SOMAN	SOMAN
	4-Wire DS1 Digital Loop - Zone 2		2	USL	USLXX	114.10	306.69	174.44	65.83	14.55		7.86			
	4-Wire DS1 Digital Loop - Zone 3		3	USL	USLXX	297.76	306.69	174.44	65.83	14.55		7.86			
	Order Coordination for Specified Conversion Time (per LSR)			USL	OCOSL		23.01								
	CLEC to CLEC Conversion Charge without outside dispatch			USL	UREWO		101.09	43.04							
	4-WIRE 19.2, 56 OR 64 KBPS DIGITAL GRADE LOOP														
	4 Wire Unbundled Digital 19.2 Kbps		1	UDL	UDL19	27.59	157.81	106.06	78.91	18.66		7.86			
	4 Wire Unbundled Digital 19.2 Kbps		2	UDL	UDL19	32.48	157.81	106.06	78.91	18.66		7.86			
	4 Wire Unbundled Digital 19.2 Kbps		3	UDL	UDL19	36.37	157.81	106.06	78.91	18.66		7.86			
	4 Wire Unbundled Digital Loop 56 Kbps - Zone 1		1	UDL	UDL56	27.59	157.81	106.06	78.91	18.66		7.86			
	4 Wire Unbundled Digital Loop 56 Kbps - Zone 2		2	UDL	UDL56	32.48	157.81	106.06	78.91	18.66		7.86			
	4 Wire Unbundled Digital Loop 56 Kbps - Zone 3		3	UDL	UDL56	36.37	157.81	106.06	78.91	18.66		7.86			
	Order Coordination for Specified Conversion Time (per LSR)			UDL	OCOSL		23.01								
	4 Wire Unbundled Digital Loop 64 Kbps - Zone 1		1	UDL	UDL64	27.59	157.81	106.06	78.91	18.66		7.86			
	4 Wire Unbundled Digital Loop 64 Kbps - Zone 2		2	UDL	UDL64	32.48	157.81	106.06	78.91	18.66		7.86			
	4 Wire Unbundled Digital Loop 64 Kbps - Zone 3		3	UDL	UDL64	36.37	157.81	106.06	78.91	18.66		7.86			
	Order Coordination for Specified Conversion Time (per LSR)			UDL	OCOSL		23.01								
	CLEC to CLEC Conversion Charge without outside dispatch			UDL	UREWO		102.13	49.75				7.86			
	2-WIRE Unbundled COPPER LOOP														
	2-Wire Unbundled Copper Loop/Short including manual service inquiry & facility reservation - Zone 1		1	UCL	UCLPB	10.82	140.95	78.70	69.09	11.54		7.86			
	2-Wire Unbundled Copper Loop/Short including manual service inquiry & facility reservation - Zone 2		2	UCL	UCLPB	11.79	140.95	78.70	69.09	11.54		7.86			
	2 Wire Unbundled Copper Loop/Short including manual service inquiry & facility reservation - Zone 3		3	UCL	UCLPB	12.87	140.95	78.70	69.09	11.54		7.86			
	Order Coordination for Unbundled Copper Loops (per loop)			UCL	UCLMC		9.00	9.00							
	2-Wire Unbundled Copper Loop/Short without manual service inquiry and facility reservation - Zone 1		1	UCL	UCLPW	10.82	120.15	67.97	69.09	11.54		7.86			
	2-Wire Unbundled Copper Loop/Short without manual service inquiry and facility reservation - Zone 2		2	UCL	UCLPW	11.79	120.15	67.97	69.09	11.54		7.86			
	2-Wire Unbundled Copper Loop/Short without manual service inquiry and facility reservation - Zone 3		3	UCL	UCLPW	12.87	120.15	67.97	69.09	11.54		7.86			
	Order Coordination for Unbundled Copper Loops (per loop)			UCL	UCLMC		9.00	9.00							
	2-Wire Unbundled Copper Loop/Long - includes manual svc. inquiry and facility reservation - Zone 1		1	UCL	UCL2L	24.91	140.95	78.70	69.09	11.54		7.86			
	2-Wire Unbundled Copper Loop/Long - includes manual svc. inquiry and facility reservation - Zone 2		2	UCL	UCL2L	36.94	140.95	78.70	69.09	11.54		7.86			
	2-Wire Unbundled Copper Loop/Long - includes manual svc. inquiry and facility reservation - Zone 3		3	UCL	UCL2L	69.95	140.95	78.70	69.09	11.54		7.86			
	Order Coordination for Unbundled Copper Loops (per loop)			UCL	UCLMC		9.00	9.00							
	2-Wire Unbundled Copper Loop/Long - without manual service inquiry and facility reservation - Zone 1		1	UCL	UCL2W	24.91	120.15	67.97	69.09	11.54		7.86			
	2-Wire Unbundled Copper Loop/Long - without manual service inquiry and facility reservation - Zone 2		2	UCL	UCL2W	36.94	120.15	67.97	69.09	11.54		7.86			
	2-Wire Unbundled Copper Loop/Long - without manual service inquiry and facility reservation - Zone 3		3	UCL	UCL2W	69.95	120.15	67.97	69.09	11.54		7.86			
	Order Coordination for Unbundled Copper Loops (per loop)			UCL	UCLMC		9.00	9.00							
	CLEC to CLEC Conversion Charge without outside dispatch (UCL-Des)			UCL	UREWO		97.23	42.48				7.86			
	4-WIRE COPPER LOOP														
	4-Wire Copper Loop/Short - including manual service inquiry and facility reservation - Zone 1		1	UCL	UCL4S	16.92	170.31	108.06	74.95	14.69		7.86			
	4-Wire Copper Loop/Short - including manual service inquiry and facility reservation - Zone 2		2	UCL	UCL4S	17.36	170.31	108.06	74.95	14.69		7.86			
	4-Wire Copper Loop/Short - including manual service inquiry and facility reservation - Zone 3		3	UCL	UCL4S	28.10	170.31	108.06	74.95	14.69		7.86			
	Order Coordination for Unbundled Copper Loops (per loop)			UCL	UCLMC		9.00	9.00							
	4-Wire Copper Loop/Short - without manual service inquiry and facility reservation - Zone 1		1	UCL	UCL4W	16.92	149.52	97.33	74.95	14.69		7.86			

UNBUNDLED NETWORK ELEMENTS - Kentucky										Attachment: 2		Exhibit: C				
CATEGORY	RATE ELEMENTS	Interim	Zone	BCS	USOC	RATES(\$)	Svc Order Submitted Elec per LSR	Svc Order Submitted Manually per LSR	Incremental Charge - Manual Svc Order vs. Electronic-1st	Incremental Charge - Manual Svc Order vs. Electronic-Add'l	Incremental Charge - Manual Svc Order vs. Electronic-Disc 1st	Incremental Charge - Manual Svc Order vs. Electronic-Disc Add'l				
													Rec	Nonrecurring		Nonrecurring Disconnect
							First	Add'l	First	Add'l	SOMEc	SOMAN	SOMAN	SOMAN	SOMAN	SOMAN
	4-Wire Copper Loop/Short - without manual service inquiry and facility reservation - Zone 2		2	UCL	UCL4W	17.36	149.52	97.33	74.95	14.69		7.86				
	4-Wire Copper Loop/Short - without manual service inquiry and facility reservation - Zone 3		3	UCL	UCL4W	28.10	149.52	97.33	74.95	14.69		7.86				
	Order Coordination for Unbundled Copper Loops (per loop)			UCL	UCLMC		9.00	9.00								
	4-Wire Unbundled Copper Loop/Long - includes manual svc. inquiry and facility reservation - Zone 1		1	UCL	UCL4L	46.91	170.31	108.06	74.95	14.69		7.86				
	4-Wire Unbundled Copper Loop/Long - includes manual svc. inquiry and facility reservation - Zone 2		2	UCL	UCL4L	45.78	170.31	108.06	74.95	14.69		7.86				
	4-Wire Unbundled Copper Loop/Long - includes manual svc. inquiry and facility reservation - Zone 3		3	UCL	UCL4L	171.34	170.31	108.06	74.95	14.69		7.86				
	Order Coordination for Unbundled Copper Loops (per loop)			UCL	UCLMC		9.00	9.00								
	4-Wire Unbundled Copper Loop/Long - without manual svc. inquiry and facility reservation - Zone 1		1	UCL	UCL4O	46.91	149.52	97.33	74.95	14.69		7.86				
	4-Wire Unbundled Copper Loop/Long - without manual svc. inquiry and facility reservation - Zone 2		2	UCL	UCL4O	45.78	149.52	97.33	74.95	14.69		7.86				
	4-Wire Unbundled Copper Loop/Long - without manual svc. inquiry and facility reservation - Zone 3		3	UCL	UCL4O	171.34	149.52	97.33	74.95	14.69		7.86				
	Order Coordination for Unbundled Copper Loops (per loop)			UCL	UCLMC		9.00	9.00								
	CLEC to CLEC Conversion Charge without outside dispatch (UCL-Des)			UCL	UREWO		97.23	42.48				7.86				
LOOP MODIFICATION																
	Unbundled Loop Modification, Removal of Load Coils - 2 Wire pair less than or equal to 18k ft			UAL, UHL, UCL, UEQ, ULS, UEA, UEANL, UDL, UDC, UDN, UDL, USL	ULM2L		9.24	9.24				7.86				
	Unbundled Loop Modification, Removal of Load Coils - 2 wire greater than 18k ft			UCL, ULS, UEQ	ULM2G		342.24	342.24				7.86				
	Unbundled Loop Modification Removal of Load Coils - 4 Wire less than or equal to 18K ft			UHL, UCL	ULM4L		9.24	9.24				7.86				
	Unbundled Loop Modification Removal of Load Coils - 4 Wire pair greater than 18k ft			UCL	ULM4G		342.24	342.24				7.86				
	Unbundled Loop Modification Removal of Bridged Tap Removal, per unbundled loop			UAL, UHL, UCL, UEQ, UEF, ULS, UEA, UEANL, UDL, UDC, UDN, UDL, USL	ULMBT		10.47	10.47				7.86				
SUB-LOOPS																
Sub-Loop Distribution																
	Sub-Loop - Per Cross Box Location - CLEC Feeder Facility Set-Up		I	UEANL	USBSA		207.91	207.91				7.86				
	Sub-Loop - Per Cross Box Location - Per 25 Pair Panel Set-Up		I	UEANL	USBSB		12.50	12.50				7.86				
	Sub-Loop - Per Building Equipment Room - CLEC Feeder Facility Set-Up		I	UEANL	USBSC		80.87	80.87				7.86				
	Sub-Loop - Per Building Equipment Room - Per 25 Pair Panel Set-Up		I	UEANL	USBSD		45.04	45.04				7.86				
	Sub-Loop Distribution Per 2-Wire Analog Voice Grade Loop - Zone 1		I	1	UEANL	USBN2	6.34	85.03	39.05	59.81	7.90	7.86				
	Sub-Loop Distribution Per 2-Wire Analog Voice Grade Loop - Zone 2		I	2	UEANL	USBN2	9.06	85.03	39.05	59.81	7.90	7.86				
	Sub-Loop Distribution Per 2-Wire Analog Voice Grade Loop - Zone 3		I	3	UEANL	USBN2	14.82	85.03	39.05	59.81	7.90	7.86				
	Order Coordination for Unbundled Sub-Loops, per sub-loop pair			UEANL	USBMC		9.00	9.00								
	Sub-Loop Distribution Per 4-Wire Analog Voice Grade Loop - Zone 1		1	UEANL	USBN4	8.14	102.31	56.32	65.24	10.88		7.86				
	Sub-Loop Distribution Per 4-Wire Analog Voice Grade Loop - Zone 2		2	UEANL	USBN4	8.63	102.31	56.32	65.24	10.88		7.86				

UNBUNDLED NETWORK ELEMENTS - Kentucky										Attachment: 2		Exhibit: C			
CATEGORY	RATE ELEMENTS	Interim	Zone	BCS	USOC	RATES(\$)	Svc Order Submitted Elec per LSR	Svc Order Submitted Manually per LSR	Incremental Charge - Manual Svc Order vs. Electronic-1st	Incremental Charge - Manual Svc Order vs. Electronic-Add'l	Incremental Charge - Manual Svc Order vs. Electronic-Disc 1st	Incremental Charge - Manual Svc Order vs. Electronic-Disc Add'l			
													Rec	Nonrecurring	
										SOMEc	SOMAN	SOMAN	SOMAN	SOMAN	SOMAN
	Sub-Loop Distribution Per 4-Wire Analog Voice Grade Loop - Zone 3		3	UEANL	USBN4	25.60									
	Order Coordination for Unbundled Sub-Loops, per sub-loop pair			UEANL	USBMC			9.00	9.00						
	Sub-Loop 2-Wire Intrabuilding Network Cable (INC)	I		UEANL	USBR2	2.57		68.35	22.36						
	Order Coordination for Unbundled Sub-Loops, per sub-loop pair			UEANL	USBMC			9.00	9.00						
	Sub-Loop 4-Wire Intrabuilding Network Cable (INC)	I		UEANL	USBR4	4.98		76.49	30.51						
	Order Coordination for Unbundled Sub-Loops, per sub-loop pair			UEANL	USBMC			9.00	9.00						
	2 Wire Copper Unbundled Sub-Loop Distribution - Zone 1	I	1	UEF	UCS2X	5.45		85.03	39.05						
	2 Wire Copper Unbundled Sub-Loop Distribution - Zone 2	I	2	UEF	UCS2X	7.06		85.03	39.05						
	2 Wire Copper Unbundled Sub-Loop Distribution - Zone 3	I	3	UEF	UCS2X	9.67		85.03	39.05						
	Order Coordination for Unbundled Sub-Loops, per sub-loop pair			UEF	USBMC			9.00	9.00						
	4 Wire Copper Unbundled Sub-Loop Distribution - Zone 1	I	1	UEF	UCS4X	7.09		102.31	56.32						
	4 Wire Copper Unbundled Sub-Loop Distribution - Zone 2	I	2	UEF	UCS4X	8.66		102.31	56.32						
	4 Wire Copper Unbundled Sub-Loop Distribution - Zone 3	I	3	UEF	UCS4X	19.40		102.31	56.32						
	Order Coordination for Unbundled Sub-Loops, per sub-loop pair			UEF	USBMC			9.00	9.00						
	Unbundled Sub-Loop Modification														
	Unbundled Sub-Loop Modification - 2-W Copper Dist Load Coil/Equip Removal per 2-W PR			UEF	ULM2X			5.23	5.23						
	Unbundled Sub-loop Modification - 4-W Copper Dist Load Coil/Equip Removal per 4-W PR			UEF	ULM4X			5.23	5.23						
	Unbundled Sub-loop Modification - 2-w/4-w Copper Dist Bridged Tap Removal, per PR unloaded			UEF	ULM4T			7.97	7.97						
	Unbundled Network Terminating Wire (UNTW)														
	Unbundled Network Terminating Wire (UNTW) per Pair			UENTW	UENPP	0.53		23.51	23.51						
	Network Interface Device (NID)														
	Network Interface Device (NID) - 1-2 lines			UENTW	UND12			73.53	49.47						
	Network Interface Device (NID) - 1-6 lines			UENTW	UND16			115.96	91.91						
	Network Interface Device Cross Connect - 2 W			UENTW	UNDC2			8.56	8.56						
	Network Interface Device Cross Connect - 4W			UENTW	UNDC4			8.56	8.56						
	SUB-LOOPS														
	Sub-Loop Feeder														
	USL-Feeder, DS0 Set-up per Cross Box location - CLEC Distribution Facility set-up			UEA, UDN,UCL,UDL,UDC	USBFW			207.91							
	USL Feeder - DS0 Set-up per Cross Box location - per 25 pair set-up			UEA, UDN,UCL,UDL,UDC	USBFX			12.50	12.50						
	USL Feeder DS1 Set-up at DSX location, per DS1 termination			USL	USBFZ			527.98	11.32						
	Unbundled Sub-Loop Feeder Loop, 2 Wire Ground Start, Voice Grade - Zone 1		1	UEA	USBFA	7.67		114.83	64.61						
	Unbundled Sub-Loop Feeder Loop, 2 Wire Ground-Start, Voice Grade - Zone 2		2	UEA	USBFA	9.70		114.83	64.61						
	Unbundled Sub-Loop Feeder Loop, Per 2 Wire Ground-Start, Voice Grade - Zone 3		3	UEA	USBFA	19.53		114.83	64.61						
	Order Coordination for Specified Conversion Time, per LSR			UEA	OCOSL			23.01							
	Unbundled Sub-Loop Feeder Loop, 2 Wire Loop-Start, Voice Grade - Zone 1		1	UEA	USBFB	7.67		114.83	64.61						
	Unbundled Sub-Loop Feeder Loop, 2 Wire Loop-Start, Voice Grade - Zone 2		2	UEA	USBFB	9.70		114.83	64.61						
	Unbundled Sub-Loop Feeder Loop, 2 Wire Start Loop, Voice Grade - Zone 3		3	UEA	USBFB	19.53		114.83	64.61						
	Order Coordination for Specified Time Conversion, per LSR			UEA	OCOSL			23.01							
	Unbundled Sub-Loop Feeder Loop, 2 Wire Reverse Battery, Voice Grade - Zone 1		1	UEA	USBFC	7.67		114.83	64.61						
	Unbundled Sub-Loop Feeder Loop, 2 Wire Reverse Battery, Voice Grade - Zone 2		2	UEA	USBFC	9.70		114.83	64.61						

UNBUNDLED NETWORK ELEMENTS - Kentucky

							Attachment: 2		Exhibit: C							
CATEGORY	RATE ELEMENTS	Interim	Zone	BCS	USOC	RATES(\$)	Svc Order Submitted Elec per LSR	Svc Order Submitted Manually per LSR	Incremental Charge - Manual Svc Order vs. Electronic-1st	Incremental Charge - Manual Svc Order vs. Electronic-Add'l	Incremental Charge - Manual Svc Order vs. Electronic-Disc 1st	Incremental Charge - Manual Svc Order vs. Electronic-Disc Add'l				
							Rec	Nonrecurring		Nonrecurring Disconnect		OSS Rates(\$)				
							First	Add'l	First	Add'l	SOMEc	SOMAN	SOMAN	SOMAN	SOMAN	SOMAN
	Unbundled Sub-Loop Feeder Loop, 2 Wire Analog Reverse Battery, Voice Grade - Zone 3		3	UEA	USBFC	19.53	114.83	64.61	72.34	17.21		7.86				
	Order Coordination For Specified Conversion Time, per LSR			UEA	OCOSL		23.01									
	Unbundled Sub-Loop Feeder Loop, 4 Wire Ground-Start, Voice Grade - Zone 1		1	UEA	USBFD	22.82	131.73	79.98	81.82	51.56		7.86				
	Unbundled Sub-Loop Feeder Loop, 4 Wire Ground-Start, Voice Grade - Zone 2		2	UEA	USBFD	27.24	131.73	79.98	81.82	51.56		7.86				
	Unbundled Sub-Loop Feeder Loop, 4 Wire Ground Start, Voice Grade - Zone 3		3	UEA	USBFD	61.41	131.73	79.98	81.82	51.56		7.86				
	Order Coordination For Specified Conversion Time, Per LSR			UEA	OCOSL		23.01									
	Unbundled Sub-Loop Feeder Loop, 4 Wire Loop-Start, Voice Grade - Zone 1		1	UEA	USBFE	22.82	131.73	79.98	81.82	51.56		7.86				
	Unbundled Sub-Loop Feeder Loop, 4 Wire Loop-Start, Voice Grade - Zone 2		2	UEA	USBFE	27.24	131.73	79.98	81.82	51.56		7.86				
	Unbundled Sub-Loop Feeder Loop, 4 Wire Loop-Start, Voice Grade - Zone 3		3	UEA	USBFE	61.41	131.73	79.98	81.82	51.56		7.86				
	Order Coordination For Specified Conversion Time, Per LSR			UEA	OCOSL		23.01									
	Unbundled Sub-Loop Feeder Loop, 2 Wire ISDN BRI - Zone 1		1	UDN	USBFF	13.00	131.79	80.04	74.16	16.60		7.86				
	Unbundled Sub-Loop Feeder Loop, 2-Wire ISDN BRI - Zone 2		2	UDN	USBFF	16.95	131.79	80.04	74.16	16.60		7.86				
	Unbundled Sub-Loop Feeder Loop, 2-Wire ISDN BRI - Zone 3		3	UDN	USBFF	28.95	131.79	80.04	74.16	16.60		7.86				
	Order Coordination For Specified Conversion Time, Per LSR			UDN	OCOSL		23.01									
	Unbundled Sub-Loop Feeder, 2 Wire UDC (IDSL compatible)		1	UDC	USBFS	13.00	131.79	80.04	74.16	16.60		7.86				
	Unbundled Sub-Loop Feeder, 2 Wire UDC (IDSL compatible)		2	UDC	USBFS	16.95	131.79	80.04	74.16	16.60		7.86				
	Unbundled Sub-Loop Feeder, 2 Wire UDC (IDSL compatible)		3	UDC	USBFS	28.95	131.79	80.04	74.16	16.60		7.86				
	Unbundled Sub-Loop Feeder Loop, 4-Wire DS1 - Zone 1		1	USL	USBFG	62.57	125.43	73.68	81.82	21.56		7.86				
	Unbundled Sub-Loop Feeder Loop, 4-Wire DS1 - Zone 2		2	USL	USBFG	87.71	125.43	73.68	81.82	21.56		7.86				
	Unbundled Sub-Loop Feeder Loop, 4-Wire DS1 - Zone 3		3	USL	USBFG	273.33	125.43	73.68	81.82	21.56		7.86				
	Order Coordination For Specified Conversion Time, Per LSR			USL	OCOSL		23.01									
	Unbundled Sub-Loop Feeder, 2-Wire Copper Loop - Zone 1		1	UCL	USBFH	6.44	105.31	53.57	71.16	13.61		7.86				
	Unbundled Sub-Loop Feeder Loop, 2-Wire Copper Loop - Zone 2		2	UCL	USBFH	5.78	105.31	53.57	71.16	13.61		7.86				
	Unbundled Sub-Loop Feeder Loop, 2-Wire Copper Loop - Zone 3		3	UCL	USBFH	4.25	105.31	53.57	71.16	13.61		7.86				
	Order Coordination For Specified Conversion Time, per LSR			UCL	OCOSL		23.01									
	Sub-Loop Feeder - Per 4-Wire Copper Loop - Zone 1		1	UCL	USBFJ	11.33	125.55	73.80	77.12	16.86		7.86				
	Sub-Loop Feeder - Per 4-Wire Copper Loop - Zone 2		2	UCL	USBFJ	10.18	125.55	73.80	77.12	16.86		7.86				
	Sub-Loop Feeder - Per 4-Wire Copper Loop - Zone 3		3	UCL	USBFJ	10.32	125.55	73.80	77.12	16.86		7.86				
	Order Coordination For Specified Conversion Time, per LSR			UCL	OCOSL		23.01									
	Sub-Loop Feeder - Per 4-Wire 19.2 Kbps Digital Grade Loop		1	UDL	USBFN	20.78	125.43	73.68	81.82	21.56		7.86				
	Sub-Loop Feeder - Per 4-Wire 19.2 Kbps Digital Grade Loop		2	UDL	USBFN	26.41	125.43	73.68	81.82	21.56		7.86				
	Sub-Loop Feeder - Per 4-Wire 19.2 Kbps Digital Grade Loop		3	UDL	USBFN	23.10	125.43	73.68	81.82	21.56		7.86				
	Sub-Loop Feeder - Per 4-Wire 56 Kbps Digital Grade Loop - Zone 1		1	UDL	USBFO	20.78	125.43	73.68	81.82	21.56		7.86				
	Sub-Loop Feeder - Per 4-Wire 56 Kbps Digital Grade Loop - Zone 2		2	UDL	USBFO	26.41	125.43	73.68	81.82	21.56		7.86				
	Sub-Loop Feeder - Per 4-Wire 56 Kbps Digital Grade Loop - Zone 3		3	UDL	USBFO	23.10	125.43	73.68	81.82	21.56		7.86				
	Order Coordination For Specified Time Conversion, per LSR			UDL	OCOSL		23.01									
	Sub-Loop Feeder - Per 4-Wire 64 Kbps Digital Grade Loop - Zone 1		1	UDL	USBFP	20.78	125.43	73.68	81.82	21.56		7.86				
	Sub-Loop Feeder - Per 4-Wire 64 Kbps Digital Grade Loop - Zone 2		2	UDL	USBFP	26.41	125.43	73.68	81.82	21.56		7.86				
	Sub-Loop Feeder - Per 4-Wire 64 Kbps Digital Grade Loop - Zone 3		3	UDL	USBFP	23.10	125.43	73.68	81.82	21.56		7.86				
	Order Coordination For Specified Conversion Time, per LSR			UDL	OCOSL		23.01									
SUB-LOOPS																
	Sub-Loop Feeder															
	Sub Loop Feeder - DS3 - Per Mile Per Month		I	UE3	1L5SL	15.38										
	Sub Loop Feeder - DS3 - Facility Termination Per Month		I	UE3	USBF1	346.30	3,402.59	407.14	160.86	91.19		7.86				

UNBUNDLED NETWORK ELEMENTS - Kentucky										Attachment: 2		Exhibit: C												
CATEGORY	RATE ELEMENTS	Interim	Zone	BCS	USOC	RATES(\$)	Svc Order Submitted Elec per LSR	Svc Order Submitted Manually per LSR	Incremental Charge - Manual Svc Order vs. Electronic-1st	Incremental Charge - Manual Svc Order vs. Electronic-Add'l	Incremental Charge - Manual Svc Order vs. Electronic-Disc 1st	Incremental Charge - Manual Svc Order vs. Electronic-Disc Add'l	OSS Rates(\$)											
													Rec	Nonrecurring		Nonrecurring Disconnect		SOMEc	SOMAN	SOMAN	SOMAN	SOMAN	SOMAN	
													First	Add'l	First	Add'l								
	Sub Loop Feeder - STS-1 - Per Mile Per Month	I		UDLSX	1L5SL	15.38																		
	Sub Loop Feeder - STS-1 - Facility Termination Per Month	I		UDLSX	USBF7	372.80		3,402.59	407.14	160.86	91.19													
	Sub Loop Feeder - OC-3 - Per Mile Per Month	I		UDLO3	1L5SL	11.67																		
	Sub Loop Feeder - OC-3 - Facility Termination Protection Per Month	I		UDLO3	USBF5	58.27																		
	Sub Loop Feeder - OC-3 - Facility Termination Per Month	I		UDLO3	USBF2	564.68		3,402.59	407.14	160.86	91.19													
	Sub Loop Feeder - OC-12 - Per Mile Per Month	I		UDL12	1L5SL	14.36																		
	Sub Loop Feeder - OC-12 - Facility Termination Protection Per Month	I		UDL12	USBF6	658.35																		
	Sub Loop Feeder - OC-12 - Facility Termination Per Month	I		UDL12	USBF3	1,778.00		3,402.59	407.14	160.86	91.19													
	Sub Loop Feeder - OC-48 - Per Mile Per Month	I		UDL48	1L5SL	47.11																		
	Sub Loop Feeder - OC-48 - Facility Termination Protection Per Month	I		UDL48	USBF9	330.39																		
	Sub Loop Feeder - OC-48 - Facility Termination Per Month	I		UDL48	USBF4	1,533.00		3,587.59	407.14	160.86	91.19													
	Sub Loop Feeder - OC-12 Interface On OC-48	I		UDL48	USBF8	372.76		804.96	407.14	160.86	91.19													
UNBUNDLED LOOP CONCENTRATION																								
	Unbundled Loop Concentration - System A (TR008)			ULC	UCT8A	423.72		359.34	359.34															
	Unbundled Loop Concentration - System B (TR008)			ULC	UCT8B	51.60		149.72	149.72															
	Unbundled Loop Concentration - System A (TR303)			ULC	UCT3A	460.27		359.34	359.34															
	Unbundled Loop Concentration - System B (TR303)			ULC	UCT3B	86.95		149.72	149.72															
	Unbundled Loop Concentration - DS1 Loop Interface Card			ULC	UCTCO	4.90		71.69	51.51	22.99	6.00													
	Unbundled Loop Concentration - ISDN Loop Interface (Brite Card)			UDN	ULCC1	7.78		16.59	16.50	8.42	8.37													
	Unbundled Loop Concentration - UDC Loop Interface (Brite Card)			UDC	ULCCU	7.78		16.59	16.50	8.42	8.37													
	Unbundled Loop Concentration - 2 Wire Voice-Loop Start or Ground Start Loop Interface (POTS Card)			UEA	ULCC2	1.95		16.59	16.50	8.42	8.37													
	Unbundled Loop Concentration - 2 Wire Voice - Reverse Battery Loop Interface (SPOTS Card)			UEA	ULCCR	11.58		16.59	16.50	8.42	8.37													
	Unbundled Loop Concentration - 4 Wire Voice Loop Interface (Specials Card)			UEA	ULCC4	6.90		16.59	16.50	8.42	8.37													
	Unbundled Loop Concentration - TEST CIRCUIT Card			ULC	UCTTC	33.74		16.59	16.50	8.42	8.37													
	Unbundled Loop Concentration - Digital 19.2 Kbps Data Loop Interface			UDL	ULCC7	10.23		16.59	16.50	8.42	8.37													
	Unbundled Loop Concentration - Digital 56 Kbps Data Loop Interface			UDL	ULCC5	10.23		16.59	16.50	8.42	8.37													
	Unbundled Loop Concentration - Digital 64 Kbps Data Loop Interface			UDL	ULCC6	10.23		16.59	16.50	8.42	8.37													
UNE OTHER, PROVISIONING ONLY - NO RATE																								
	NID - Dispatch and Service Order for NID installation			UENTW	UNDBX	0.00		0.00																
	UNTW Circuit Id Establishment, Provisioning Only - No Rate			UENTW	UENCE	0.00		0.00																
	Unbundled Contract Name, Provisioning Only - No Rate			UEANL,UEF,UEQ,UENTW	UNECN	0.00		0.00																
UNE OTHER, PROVISIONING ONLY - NO RATE																								
	Unbundled Contact Name, Provisioning Only - no rate			UAL,UCL,UDC,UDL,UDN,UEA,UHL,ULC	UNECN	0.00		0.00																
	Unbundled Sub-Loop Feeder-2 Wire Cross Box Jumper - no rate			UEA,UDN,UCL,UDC	USBFQ	0.00		0.00																
	Unbundled Sub-Loop Feeder-4 Wire Cross Box Jumper - no rate			UEA,USL,UCL,UDL	USBFR	0.00		0.00																
	Unbundled DS1 Loop - Superframe Format Option - no rate			USL	CCOSF	0.00		0.00																
	Unbundled DS1 Loop - Expanded Superframe Format option - no rate			USL	CCOEF	0.00		0.00																
HIGH CAPACITY UNBUNDLED LOCAL LOOP																								
	High Capacity Unbundled Local Loop - DS3 - Per Mile per month			UE3	1L5ND	9.25																		
	High Capacity Unbundled Local Loop - DS3 - Facility Termination per month			UE3	UE3PX	308.31		551.38	338.08	173.00	120.42													

UNBUNDLED NETWORK ELEMENTS - Kentucky										Attachment: 2		Exhibit: C				
CATEGORY	RATE ELEMENTS	Interim	Zone	BCS	USOC	RATES(\$)	Svc Order Submitted Elec per LSR	Svc Order Submitted Manually per LSR	Incremental Charge - Manual Svc Order vs. Electronic-1st	Incremental Charge - Manual Svc Order vs. Electronic-Add'l	Incremental Charge - Manual Svc Order vs. Electronic-Disc 1st	Incremental Charge - Manual Svc Order vs. Electronic-Disc Add'l				
													Rec	Nonrecurring		Nonrecurring Disconnect
										SOMEc	SOMAN	SOMAN	SOMAN	SOMAN	SOMAN	
	High Capacity Unbundled Local Loop - STS-1 - Per Mile per month			UDLSX	1L5ND	9.25										
	High Capacity Unbundled Local Loop - STS-1 - Facility Termination per month			UDLSX	UDLS1	320.51	551.38	338.08	173.00	120.42		7.86				
LOOP MAKE-UP																
	Loop Makeup - Preordering Without Reservation, per working or spare facility queried (Manual).			UMK	UMKLN		23.40	23.40								
	Loop Makeup - Preordering With Reservation, per spare facility queried (Manual).			UMK	UMKLP		24.85	24.85								
	Loop Makeup--With or Without Reservation, per working or spare facility queried (Mechanized)			UMK	PSUMK		0.67	0.67								
UNBUNDLED DEDICATED TRANSPORT																
NOTE: INTEROFFICE CHANNEL DEDICATED TRANSPORT - minimum billing period - below DS3=one month, DS3/STS-1=four months																
INTEROFFICE CHANNEL - DEDICATED TRANSPORT																
	Interoffice Channel - Dedicated Transport - 2-Wire Voice Grade - Per Mile per month			U1TVX	1L5XX	0.01										
	Interoffice Channel - Dedicated Transport- 2- Wire Voice Grade - Facility Termination			U1TVX	U1TV2	29.11	47.34	31.78	22.77	8.75		7.86				
	Interoffice Channel - Dedicated Transport- 2-Wire Voice Grade Rev Bat. - Per Mile per month			U1TVX	1L5XX	0.01										
	Interoffice Channel - Dedicated Transport- 2- Wire VG Rev Bat. Facility Termination			U1TVX	U1TR2	29.11	47.34	31.78	22.77	8.75		7.86				
	Interoffice Channel - Dedicated Transport - 4-Wire Voice Grade - Per Mile per month			U1TVX	1L5XX	0.01										
	Interoffice Channel - Dedicated Transport - 4- Wire Voice Grade - Facility Termination			U1TVX	U1TV4	25.86	47.34	31.78	22.77	8.75		7.86				
	Interoffice Channel - Dedicated Transport - 56 kbps - per mile per month			U1TDX	1L5XX	0.0115										
	Interoffice Channel - Dedicated Transport - 56 kbps - Facility Termination			U1TDX	U1TD5	20.97	47.35	31.78	22.77	8.75		7.86				
	Interoffice Channel - Dedicated Transport - 64 kbps - per mile per month			U1TDX	1L5XX	0.0115										
	Interoffice Channel - Dedicated Transport - 64 kbps - Facility Termination			U1TDX	U1TD6	20.97	47.35	31.78	22.77	8.75		7.86				
	Interoffice Channel - Dedicated Channel - DS1 - Per Mile per month			U1TD1	1L5XX	0.23										
	Interoffice Channel - Dedicated Transport - DS1 - Facility Termination			U1TD1	U1TF1	96.04	105.52	98.46	23.09	20.49		7.86				
	Interoffice Channel - Dedicated Transport - DS3 - Per Mile per month			U1TD3	1L5XX	4.97										
	Interoffice Channel - Dedicated Transport - DS3 - Facility Termination per month			U1TD3	U1TF3	1,175.15	335.40	219.24	89.57	87.75		7.86				
	Interoffice Channel - Dedicated Transport - STS-1 - Per Mile per month			U1TS1	1L5XX	4.97										
	Interoffice Channel - Dedicated Transport - STS-1 - Facility Termination			U1TS1	U1TFS	1,149.51	335.40	219.24	89.57	87.75		7.86				
LOCAL CHANNEL - DEDICATED TRANSPORT																
NOTE: LOCAL CHANNEL DEDICATED TRANSPORT - minimum billing period - below DS3=one month, DS3/STS-1=four months																
	Local Channel - Dedicated - 2-Wire Voice Grade			ULDVX	ULDV2	18.57	265.78	46.96	46.79	4.98		7.86				
	Local Channel - Dedicated - 2-Wire Voice Grade Rev Bat			ULDVX	ULDR2	18.57	265.78	46.96	46.79	4.98		7.86				
	Local Channel - Dedicated - 4-Wire Voice Grade			UNDVX	ULDV4	19.86	266.48	47.65	47.54	5.73		7.86				
	Local Channel - Dedicated - DS1 - Zone 1	1		ULDD1	ULDF1	40.46	209.60	176.51	30.21	21.07		7.86				
	Local Channel - Dedicated - DS1 - Zone 2	2		ULDD1	ULDF1	43.39	209.60	176.51	30.21	21.07		7.86				
	Local Channel - Dedicated - DS1 - Zone 3	3		ULDD1	ULDF1	164.50	209.60	176.51	30.21	21.07		7.86				
	Local Channel - Dedicated - DS3 - Per Mile per month			ULDD3	1L5NC	8.74										
	Local Channel - Dedicated - DS3 - Facility Termination			ULDD3	ULDF3	576.05	551.38	338.08	173.00	120.42		7.86				
	Local Channel - Dedicated - STS-1- Per Mile per month			ULDS1	1L5NC	8.74										
	Local Channel - Dedicated - STS-1 - Facility Termination			ULDS1	ULDFS	543.24	551.38	338.08	173.00	120.42		7.86				
DARK FIBER																

UNBUNDLED NETWORK ELEMENTS - Kentucky										Attachment: 2		Exhibit: C				
CATEGORY	RATE ELEMENTS	Interim	Zone	BCS	USOC	RATES(\$)	Svc Order Submitted Elec per LSR	Svc Order Submitted Manually per LSR	Incremental Charge - Manual Svc Order vs. Electronic-1st	Incremental Charge - Manual Svc Order vs. Electronic-Add'l	Incremental Charge - Manual Svc Order vs. Electronic-Disc 1st	Incremental Charge - Manual Svc Order vs. Electronic-Disc Add'l				
													Rec	Nonrecurring		Nonrecurring Disconnect
										SOMEc	SOMAN	SOMAN	SOMAN	SOMAN	SOMAN	
	Virtual Collocation - Cable Support Structure, per entrance cable			AMTFS	ESPSX	17.38										
	Virtual Collocation - 2-wire Cross Connects (loop)			UEANL,UEA,UDN,U DC,UAL,UHL,UCL,U EQ, AMTFS, UDL, UNCVX, UNCDX, UNCNX	UEAC2	0.0309		24.68	23.68	12.14	10.95			7.86		
	Virtual Collocation - 4-wire Cross Connects (loop)			UEA,UHL,UCL,UDL, AMTFS, UAL, UDN, UNCVX, UNCDX	UEAC4	0.0619		24.88	23.82	12.77	11.46			7.86		
	Virtual Collocation - 2-Fiber Cross Connects			AMTFS,UDL12, UDLO3, U1T48, U1T12, U1T03, ULDO3, ULD12, ULD48, UDF	CNC2F	3.80		41.94	30.51	14.76	11.84			7.86		
	Virtual Collocation - 4-Fiber Cross Connects			AMTFS,UDL12, UDLO3, U1T48, U1T12, U1T03, ULDO3, ULD12, ULD48, UDF	CNC4F	7.59		51.29	39.87	19.41	16.49			7.86		
	Virtual collocation - Special Access & UNE, cross-connect per DS1			USL,UCL,AMTFS, ULR, UXTD1, UNC1X, ULDD1, U1TD1, USLEL, UNLD1	CNC1X	1.48		44.23	31.98	12.81	11.57					
	Virtual collocation - Special Access & UNE, cross-connect per DS3			USL,UCL,AMTFS,U E3, U1TD3, UXTS1, UXTD3, UNC3X, UNCSX, ULDD3, U1TS1, ULDS1, UDLSX, UNLD3	CND3X	18.89		41.93	30.51	14.75	11.83					
	Virtual Collocation - Co-Carrier Cross Connects - Fiber Cable Support Structure, per linear foot			AMTFS	VE1CB	0.003										
	Virtual Collocation - Co-Carrier Cross Connects - Copper/Coax Cable Support Structure, per linear ft			AMTFS	VE1CD	0.0045										
	Virtual Collocation - Co-Carrier Cross Connects - Fiber Cable Support Structure,per cable			AMTFS	VE1CC			535.55								
	Virtual Collocation - Co-Carrier Cross Connects - Copper/Coax Cable Support Structure, per cable			AMTFS	VE1CE			535.55								
	Virtual Collocation Cable Records - per request			AMTFS	VE1BA			1,524.45	980.01	267.02	267.02					
	Virtual Collocation Cable Records - VG/DS0 Cable, per cable record			AMTFS	VE1BB			656.37	656.37	379.70	379.70					
	Virtual Collocation Cable Records - VG/DS0 Cable, per each 100 pair			AMTFS	VE1BC			9.65	9.65	11.84	11.84					
	Virtual Collocation Cable Records -DS1, per T1TIE			AMTFS	VE1BD			4.52	4.52	5.54	5.54					
	Virtual Collocation Cable Records - DS3, per T3TIE			AMTFS	VE1BE			15.81	15.81	19.39	19.39					
	Virtual Collocation Cable Records - Fiber Cable, per 99 fiber records			AMTFS	VE1BF			169.63	169.63	154.85	154.85					
	Virtual collocation - Security Escort - Basic, per half hour			AMTFS	SPTBX			33.98		21.53						
	Virtual collocation - Security Escort - Overtime, per half hour			AMTFS	SPTOX			44.26		27.81						
	Virtual collocation - Security Escort - Premium, per half hour			AMTFS	SPTPX			54.54		34.09						
	Virtual collocation - Maintenance in CO - Basic, per half hour			AMTFS	CTRLX			56.07		21.53						
	Virtual collocation - Maintenance in CO - Overtime, per half hour			AMTFS	SPTOM			73.23		27.81						
	Virtual collocation - Maintenance in CO - Premium per half hour			AMTFS	SPTPM			90.39		34.09						
VIRTUAL COLLOCATION																

UNBUNDLED NETWORK ELEMENTS - Kentucky										Attachment: 2		Exhibit: C			
CATEGORY	RATE ELEMENTS	Interim	Zone	BCS	USOC	RATES(\$)	Svc Order Submitted Elec per LSR	Svc Order Submitted Manually per LSR	Incremental Charge - Manual Svc Order vs. Electronic-1st	Incremental Charge - Manual Svc Order vs. Electronic-Add'l	Incremental Charge - Manual Svc Order vs. Electronic-Disc 1st	Incremental Charge - Manual Svc Order vs. Electronic-Disc Add'l			
													Rec	Nonrecurring	
										SOMEc	SOMAN	SOMAN	SOMAN	SOMAN	SOMAN
	Voice Grade COCI - DS1 to DS0 Channel System combination - per month			UNCVX	1D1VG	0.62	6.71	4.84			7.86				
	Nonrecurring Currently Combined Network Elements Switch -As-Is Charge			UNC1X	UNCCC		8.98	8.98	11.17	11.17	7.86				
4-WIRE 56 KBPS EXTENDED DIGITAL LOOP WITH DEDICATED DS1 INTEROFFICE TRANSPORT (EEL)															
	First 4-Wire 56Kbps Digital Grade Loop in a DS1 Interoffice Transport Combination - Zone 1		1	UNCDX	UDL56	27.59	125.22	60.48	59.69	7.84	7.86				
	First 4-Wire 56Kbps Digital Grade Loop in a DS1 Interoffice Transport Combination - Zone 2		2	UNCDX	UDL56	32.48	125.22	60.48	59.69	7.84	7.86				
	First 4-Wire 56Kbps Digital Grade Loop in a DS1 Interoffice Transport Combination - Zone 3		3	UNCDX	UDL56	36.37	125.22	60.48	59.69	7.84	7.86				
	Interoffice Transport - Dedicated - DS1 combination - Per Mile Per Month			UNC1X	1L5XX	0.19									
	Interoffice Transport - Dedicated - DS1 - combination Facility Termination Per Month			UNC1X	U1TF1	79.02	181.24	123.53	56.72	22.32	7.86				
	Channelization - Channel System DS1 to DS0 combination Per Month			UNC1X	MQ1	113.33	57.26	14.74	1.86	1.67	7.86				
	OCU-DP COCI (data) - DS1 to DS0 Channel System - per month (2.4-64kbs)			UNCDX	1D1DD	1.32	6.71	4.84			7.86				
	Additional 4-Wire 56Kbps Digital Grade Loop in same DS1 Interoffice Transport Combination - Zone 1		1	UNCDX	UDL56	27.59	125.22	60.48	59.69	7.84	7.86				
	Additional 4-Wire 56Kbps Digital Grade Loop in same DS1 Interoffice Transport Combination - Zone 2		2	UNCDX	UDL56	32.48	125.22	60.48	59.69	7.84	7.86				
	Additional 4-Wire 56Kbps Digital Grade Loop in same DS1 Interoffice Transport Combination - Zone 3		3	UNCDX	UDL56	36.37	125.22	60.48	59.69	7.84	7.86				
	OCU-DP COCI (data) - DS1 to DS0 Channel System - combination per month (2.4-64kbs)			UNCDX	1D1DD	1.32	6.71	4.84			7.86				
	Nonrecurring Currently Combined Network Elements Switch -As-Is Charge			UNC1X	UNCCC		8.98	8.98	11.17	11.17	7.86				
4-WIRE 64 KBPS EXTENDED DIGITAL LOOP WITH DEDICATED DS1 INTEROFFICE TRANSPORT (EEL)															
	First 4-Wire 64Kbps Digital Grade Loop in a DS1 Interoffice Transport Combination - Zone 1		1	UNCDX	UDL64	27.59	125.22	60.48	59.69	7.84	7.86				
	First 4-Wire 64Kbps Digital Grade Loop in a DS1 Interoffice Transport Combination - Zone 2		2	UNCDX	UDL64	32.48	125.22	60.48	59.69	7.84	7.86				
	First 4-Wire 64Kbps Digital Grade Loop in a DS1 Interoffice Transport Combination - Zone 3		3	UNCDX	UDL64	36.37	125.22	60.48	59.69	7.84	7.86				
	Interoffice Transport - Dedicated - DS1 combination - Per Mile Per Month			UNC1X	1L5XX	0.19									
	Interoffice Transport - Dedicated - DS1 combination - Facility Termination Per Month			UNC1X	U1TF1	79.02	181.24	123.53	56.72	22.32	7.86				
	Channelization - Channel System DS1 to DS0 combination Per Month			UNC1X	MQ1	113.33	57.26	14.74	1.86	1.67	7.86				
	OCU-DP COCI (data) - DS1 to DS0 Channel System combination - per month (2.4-64kbs)			UNCDX	1D1DD	1.32	6.71	4.84			7.86				
	Additional 4-Wire 64Kbps Digital Grade Loop in same DS1 Interoffice Transport Combination - Zone 1		1	UNCDX	UDL64	27.59	125.22	60.48	59.69	7.84	7.86				
	Additional 4-Wire 64Kbps Digital Grade Loop in same DS1 Interoffice Transport Combination - Zone 2		2	UNCDX	UDL64	32.48	125.22	60.48	59.69	7.84	7.86				
	Additional 4-Wire 64Kbps Digital Grade Loop in same DS1 Interoffice Transport Combination - Zone 3		3	UNCDX	UDL64	36.37	125.22	60.48	59.69	7.84	7.86				
	OCU-DP COCI (data) - DS1 to DS0 Channel System combination - per month (2.4-64kbs)			UNCDX	1D1DD	1.32	6.71	4.84			7.86				
	Nonrecurring Currently Combined Network Elements Switch -As-Is Charge			UNC1X	UNCCC		8.98	8.98	11.17	11.17	7.86				
4-WIRE DS1 DIGITAL EXTENDED LOOP WITH DEDICATED DS1 INTEROFFICE TRANSPORT (EEL)															
	4-Wire DS1 Digital Loop in Combination with DS1 Interoffice Transport - Zone 1		1	UNC1X	USLXX	86.47	210.70	114.60	63.96	17.97	7.86				
	4-Wire DS1 Digital Loop in Combination with DS1 Interoffice Transport - Zone 2		2	UNC1X	USLXX	114.10	210.70	114.60	63.96	17.97	7.86				

UNBUNDLED NETWORK ELEMENTS - Kentucky										Attachment: 2		Exhibit: C				
CATEGORY	RATE ELEMENTS	Interim	Zone	BCS	USOC	RATES(\$)	Svc Order Submitted Elec per LSR	Svc Order Submitted Manually per LSR	Incremental Charge - Manual Svc Order vs. Electronic-1st	Incremental Charge - Manual Svc Order vs. Electronic-Add'l	Incremental Charge - Manual Svc Order vs. Electronic-Disc 1st	Incremental Charge - Manual Svc Order vs. Electronic-Disc Add'l				
													Rec	Nonrecurring		Nonrecurring Disconnect
							First	Add'l	First	Add'l	SOMEc	SOMAN	SOMAN	SOMAN	SOMAN	SOMAN
	4-Wire DS1 Digital Loop in Combination with DS1 Interoffice Transport - Zone 3		3	UNC1X	USLXX	297.76	210.70	114.60	63.96	17.97		7.86				
	Interoffice Transport - Dedicated - DS1 combination - Per Mile Per Month			UNC1X	1L5XX	0.19										
	Interoffice Transport - Dedicated - DS1 combination - Facility Termination Per Month			UNC1X	U1TF1	79.02	181.24	123.53	56.72	22.32		7.86				
	Nonrecurring Currently Combined Network Elements Switch -As-Is Charge			UNC1X	UNCCC		8.98	8.98	11.17	11.17		7.86				
4-WIRE DS1 DIGITAL EXTENDED LOOP WITH DEDICATED DS3 INTEROFFICE TRANSPORT (EEL)																
	First DS1Loop in DS3 Interoffice Transport Combination - Zone 1		1	UNC1X	USLXX	86.47	210.70	114.60	63.96	17.97		7.86				
	First DS1Loop in DS3 Interoffice Transport Combination - Zone 2		2	UNC1X	USLXX	114.10	210.70	114.60	63.96	17.97		7.86				
	First DS1Loop in DS3 Interoffice Transport Combination - Zone 3		3	UNC1X	USLXX	297.76	210.70	114.60	63.96	17.97		7.86				
	Interoffice Transport - Dedicated - DS3 combination - Per Mile Per Month			UNC3X	1L5XX	4.09										
	Interoffice Transport - Dedicated - DS3 - Facility Termination per month			UNC3X	U1TF3	966.89	350.56	141.58	48.00	23.39		7.86				
	DS3 to DS1 Channel System combination per month			UNC3X	MQ3	158.20	115.48	56.53	15.12	5.30		7.86				
	DS3 Interface Unit (DS1 COCI) combination per month			UNC1X	UC1D1	11.80	6.71	4.84				7.86				
	Additional DS1Loop in DS3 Interoffice Transport Combination - Zone 1		1	UNC1X	USLXX	86.47	210.70	114.60	63.96	17.97		7.86				
	Additional DS1Loop in DS3 Interoffice Transport Combination - Zone 2		2	UNC1X	USLXX	114.10	210.70	114.60	63.96	17.97		7.86				
	Additional DS1Loop in DS3 Interoffice Transport Combination - Zone 3		3	UNC1X	USLXX	297.76	210.70	114.60	63.96	17.97		7.86				
	DS3 Interface Unit (DS1 COCI) combination per month			UNC1X	UC1D1	11.80	6.71	4.84				7.86				
	Nonrecurring Currently Combined Network Elements Switch -As-Is Charge			UNC3X	UNCCC		8.98	8.98	11.17	11.17		7.86				
2-WIRE VOICE GRADE EXTENDED LOOP/ 2 WIRE VOICE GRADE INTEROFFICE TRANSPORT (EEL)																
	2-WireVG Loop used with 2-wire VG Interoffice Transport Combination - Zone 1		1	UNCVX	UEAL2	12.67	125.22	60.48	59.69	7.84		7.86				
	2-WireVG Loop used with 2-wire VG Interoffice Transport Combination - Zone 2		2	UNCVX	UEAL2	17.45	125.22	60.48	59.69	7.84		7.86				
	2-WireVG Loop used with 2-wire VG Interoffice Transport Combination - Zone 3		3	UNCVX	UEAL2	33.22	125.22	60.48	59.69	7.84		7.86				
	Interoffice Transport - Dedicated - 2-wire VG combination - Per Mile Per Month			UNCVX	1L5XX	0.01										
	Interoffice Transport - Dedicated - 2- Wire Voice Grade combination - Facility Termination per month			UNCVX	U1TV2	23.95	98.09	53.67	56.31	22.42		7.86				
	Nonrecurring Currently Combined Network Elements Switch -As-Is Charge			UNCVX	UNCCC		8.98	8.98	11.17	11.17		7.86				
4-WIRE VOICE GRADE EXTENDED LOOP/ 4 WIRE VOICE GRADE INTEROFFICE TRANSPORT (EEL)																
	4-WireVG Loop used with 4-wire VG Interoffice Transport Combination - Zone 1		1	UNCVX	UEAL4	29.26	125.22	60.48	59.69	7.84		7.86				
	4-WireVG Loop used with 4-wire VG Interoffice Transport Combination - Zone 2		2	UNCVX	UEAL4	34.25	125.22	60.48	59.69	7.84		7.86				
	4-WireVG Loop used with 4-wire VG Interoffice Transport Combination - Zone 3		3	UNCVX	UEAL4	85.06	125.22	60.48	59.69	7.84		7.86				
	Interoffice Transport - Dedicated - 4-wire VG combination - Per Mile Per Month			UNCVX	1L5XX	0.01										
	Interoffice Transport - Dedicated - 4- Wire Voice Grade combination - Facility Termination per month			UNCVX	U1TV4	21.28	98.09	53.67	56.31	22.42		7.86				
	Nonrecurring Currently Combined Network Elements Switch -As-Is Charge			UNCVX	UNCCC		8.98	8.98	11.17	11.17		7.86				
DS3 DIGITAL EXTENDED LOOP WITH DEDICATED DS3 INTEROFFICE TRANSPORT (EEL)																
	High Capacity Unbundled Local Loop - DS3 combination - Per Mile per month			UNC3X	1L5ND	9.25										

UNBUNDLED NETWORK ELEMENTS - Kentucky

							Attachment: 2		Exhibit: C							
CATEGORY	RATE ELEMENTS	Interim	Zone	BCS	USOC	RATES(\$)	Svc Order Submitted Elec per LSR	Svc Order Submitted Manually per LSR	Incremental Charge - Manual Svc Order vs. Electronic-1st	Incremental Charge - Manual Svc Order vs. Electronic-Add'l	Incremental Charge - Manual Svc Order vs. Electronic-Disc 1st	Incremental Charge - Manual Svc Order vs. Electronic-Disc Add'l				
													Rec	Nonrecurring		Nonrecurring Disconnect
							First	Add'l	First	Add'l	SOMEC	SOMAN	SOMAN	SOMAN	SOMAN	SOMAN
	2-Wire Voice Unbundled PBX LD Terminal Switchboard IDD Capable Port			UEPSP	UEPXE	1.49	39.05	18.17	15.38	0.89		7.86				
	2-Wire Voice Unbundled 2-Way PBX Kentucky Room Area Calling Port Without LUD			UEPSP	UEPXF	1.49	39.05	18.17	15.38	0.89		7.86				
	2-Wire Voice Unbundled PBX Kentucky LUD Area Calling Port			UEPSP	UEPXG	1.49	39.05	18.17	15.38	0.89		7.86				
	2-Wire Voice Unbundled PBX Kentucky Premium Calling Port			UEPSP	UEPXH	1.49	39.05	18.17	15.38	0.89		7.86				
	2-Wire Voice Unbundled 2-Way PBX Kentucky Area Calling Port Without LUD			UEPSP	UEPXJ	1.49	39.05	18.17	15.38	0.89		7.86				
	2-Wire Voice Unbundled 2-Way PBX Hotel/Hospital Economy Administrative Calling Port			UEPSP	UEPXL	1.49	39.05	18.17	15.38	0.89		7.86				
	2-Wire Voice Unbundled 2-Way PBX Hotel/Hospital Economy Room Calling Port			UEPSP	UEPXM	1.49	39.05	18.17	15.38	0.89		7.86				
	2-Wire Voice Unbundled 1-Way Outgoing PBX Hotel/Hospital Discount Room Calling Port			UEPSP	UEPXO	1.49	39.05	18.17	15.38	0.89		7.86				
	2-Wire Voice Unbundled 1-Way Outgoing PBX Measured Port Subsequent Activity			UEPSP	USASC	0.00	0.00	0.00				7.86				
FEATURES																
	All Available Vertical Features			UEPSP	UEPSE	0.00	0.00	0.00				7.86				
EXCHANGE PORT RATES (COIN)																
	Exchange Ports - Coin Port					1.49	3.74	3.63	2.23	2.13		7.86				
Local Switching Features offered with Port																
NOTE: Transmission/usage charges associated with POTS circuit switched usage will also apply to circuit switched voice and/or circuit switched data transmission by B-Channels associated with 2-wire ISDN ports.																
NOTE: Access to B Channel or D Channel Packet capabilities will be available only through BFR/New Business Request Process. Rates for the packet capabilities will be determined via the Bona Fide Request/New Business Request Process.																
	Exchange port - 4-wire ISDN trunk port -all available features included			UEPEX		101.60	188.36	95.15	61.92	22.67		7.86				
UNBUNDLED LOCAL EXCHANGE SWITCHING(PORTS)																
EXCHANGE PORT RATES																
	Exchange Ports - 2-Wire DID Port			UEPEX	UEPP2	10.51	92.18	15.82	52.16	5.30		7.86				
	Exchange Ports - DDITS Port - 4-Wire DS1 Port with DID capability			UEPDD	UEPDD	74.77	164.86	77.74	60.69	3.86		7.86				
	Exchange Ports - 2-Wire ISDN Port (See Notes below.)			UEPTX	UEPSX	13.46	60.60	50.67	32.83	14.17		7.86				
	All Features Offered			UEPTX	UEPSX	0.00	0.00	0.00								
NOTE: Transmission/usage charges associated with POTS circuit switched usage will also apply to circuit switched voice and/or circuit switched data transmission by B-Channels associated with 2-wire ISDN ports.																
NOTE: Access to B Channel or D Channel Packet capabilities will be available only through BFR/New Business Request Process. Rates for the packet capabilities will be determined via the Bona Fide Request/New Business Request Process.																
	Exchange Ports - 2-Wire ISDN Port -- Channel Profiles			UEPTX	UEPSX	0.00	0.00	0.00								
	Exchange Ports - 4-Wire ISDN DS1 Port			UEPEX	UEPEX	101.60	188.36	95.15	61.92	22.67		7.86				
UNBUNDLED PORT with REMOTE CALL FORWARDING CAPABILITY																
UNBUNDLED REMOTE CALL FORWARDING SERVICE - RESIDENCE																
	Unbundled Remote Call Forwarding Service, Area Calling, Res			UEPVR	UERAC	1.49	3.74	3.63				7.86				
	Unbundled Remote Call Forwarding Service, Local Calling - Res			UEPVR	UERLC	1.49	3.74	3.63				7.86				
	Unbundled Remote Call Forwarding Service, InterLATA - Res			UEPVR	UERTE	1.49	3.74	3.63				7.86				
	Unbundled Remote Call Forwarding Service, IntraLATA - Res			UEPVR	UERTR	1.49	3.74	3.63				7.86				
Non-Recurring																
	Unbundled Remote Call Forwarding Service - Conversion - Switch-as-is			UEPVR	USAC2		0.10	0.10				7.86				
	Unbundled Remote Call Forwarding Service - Conversion with allowed change (PIC and LPIC)			UEPVR	USACC		0.10	0.10								
UNBUNDLED REMOTE CALL FORWARDING - Bus																
	Unbundled Remote Call Forwarding Service, Area Calling - Bus			UEPVB	UERAC	1.49	3.74	3.63				7.86				
	Unbundled Remote Call Forwarding Service, Local Calling - Bus			UEPVB	UERLC	1.49	3.74	3.63				7.86				
	Unbundled Remote Call Forwarding Service, InterLATA - Bus			UEPVB	UERTE	1.49	3.74	3.63				7.86				
	Unbundled Remote Call Forwarding Service, IntraLATA - Bus			UEPVB	UERTR	1.49	3.74	3.63				7.86				
	Unbundled Remote Call Forwarding Service Expanded and Exception Local Calling			UEPVB	UERVJ	1.49	3.74	3.63				7.86				
Non-Recurring																

UNBUNDLED NETWORK ELEMENTS - Kentucky										Attachment: 2		Exhibit: C										
CATEGORY	RATE ELEMENTS	Interim	Zone	BCS	USOC	RATES(\$)	Svc Order Submitted Elec per LSR	Svc Order Submitted Manually per LSR	Incremental Charge - Manual Svc Order vs. Electronic-1st	Incremental Charge - Manual Svc Order vs. Electronic-Add'l	Incremental Charge - Manual Svc Order vs. Electronic-Disc 1st	Incremental Charge - Manual Svc Order vs. Electronic-Disc Add'l	OSS Rates(\$)									
													Rec	Nonrecurring		Nonrecurring Disconnect		SOMEc	SOMAN	SOMAN	SOMAN	SOMAN
													First	Add'l	First	Add'l						
	2-Wire Voice Grade Loop (SL 1) - Zone 3		3	UEPPX	UEPLX	30.59																
2-Wire Voice Grade Line Port Rates (BUS - PBX)																						
	Line Side Unbundled Combination 2-Way PBX Trunk Port - Bus			UEPPX	UEPPC	1.15							21.29	15.49	2.85	2.67						7.86
	Line Side Unbundled Outward PBX Trunk Port - Bus			UEPPX	UEPPO	1.15							21.29	15.49	2.85	2.67						7.86
	Line Side Unbundled Incoming PBX Trunk Port - Bus			UEPPX	UEPP1	1.15							21.29	15.49	2.85	2.67						7.86
	2-Wire Voice Unbundled PBX LD Terminal Ports			UEPPX	UEPLD	1.15							21.29	15.49	2.85	2.67						7.86
	2-Wire Voice Unbundled 2-Way Combination PBX Usage Port			UEPPX	UEPXA	1.15							21.29	15.49	2.85	2.67						7.86
	2-Wire Voice Unbundled PBX Toll Terminal Hotel Ports			UEPPX	UEPXB	1.15							21.29	15.49	2.85	2.67						7.86
	2-Wire Voice Unbundled PBX LD DDD Terminals Port			UEPPX	UEPXC	1.15							21.29	15.49	2.85	2.67						7.86
	2-Wire Voice Unbundled PBX LD Terminal Switchboard Port			UEPPX	UEPXD	1.15							21.29	15.49	2.85	2.67						7.86
	2-Wire Voice Unbundled PBX LD Terminal Switchboard IDD Capable Port			UEPPX	UEPXE	1.15							21.29	15.49	2.85	2.67						7.86
	2-Wire Voice Unbundled 2-Way PBX Kentucky Room Area Calling Port without LUD			UEPPX	UEPXF	1.15							21.29	15.49	2.85	2.67						7.86
	2-Wire Voice Unbundled PBX Kentucky LUD Area Calling Port			UEPPX	UEPXG	1.15							21.29	15.49	2.85	2.67						7.86
	2-Wire Voice Unbundled PBX Kentucky Premium Calling Port			UEPPX	UEPXH	1.15							21.29	15.49	2.85	2.67						7.86
	2-Wire Voice Unbundled 2-Way Kentucky Area Calling Port without LUD			UEPPX	UEPXJ	1.15							21.29	15.49	2.85	2.67						7.86
	2-Wire Voice Unbundled 2-Way PBX Hotel/Hospital Economy Administrative Calling Port			UEPPX	UEPXL	1.15							21.29	15.49	2.85	2.67						7.86
	2-Wire Voice Unbundled 2-Way PBX Hotel/Hospital Economy Room Calling Port			UEPPX	UEPXM	1.15							21.29	15.49	2.85	2.67						7.86
	2-Wire Voice Unbundled 1-Way Outgoing PBX Hotel/Hospital Discount Room Calling Port			UEPPX	UEPXO	1.15							21.29	15.49	2.85	2.67						7.86
	2-Wire Voice Unbundled 1-Way Outgoing PBX Measured Port			UEPPX	UEPXS	1.15							21.29	15.49	2.85	2.67						7.86
LOCAL NUMBER PORTABILITY																						
	Local Number Portability (1 per port)			UEPPX	LNPCP	3.15							0.00	0.00								
FEATURES																						
	All Features Offered			UEPPX	UEPVF	0.00							0.00	0.00								7.86
NONRECURRING CHARGES (NRCs) - CURRENTLY COMBINED																						
	2-Wire Voice Grade Loop/ Line Port Combination (PBX) - Conversion - Switch-As-Is			UEPPX	USAC2								8.45	1.91								7.86
	2-Wire Voice Grade Loop/ Line Port Combination (PBX) - Conversion - Switch with Change			UEPPX	USACC								8.45	1.91								7.86
ADDITIONAL NRCs																						
	2-Wire Voice Grade Loop/ Line Port Combination (PBX) - Subsequent Activity			UEPPX	USAS2	0.00							0.00	0.00								7.86
	PBX Subsequent Activity - Change/Rearrange Multiline Hunt Group												7.86	7.86								7.86
2-WIRE VOICE GRADE LOOP WITH 2-WIRE ANALOG LINE COIN PORT UNE Port/Loop Combination Rates																						
	2-Wire VG Coin Port/Loop Combo - Zone 1		1			10.79																
	2-Wire VG Coin Port/Loop Combo - Zone 2		2			15.52																
	2-Wire VG Coin Port/Loop Combo - Zone 3		3			31.74																
UNE Loop Rates																						
	2-Wire Voice Grade Loop (SL1) - Zone 1		1	UEPCO	UEPLX	9.64																
	2-Wire Voice Grade Loop (SL1) - Zone 2		2	UEPCO	UEPLX	14.37																
	2-Wire Voice Grade Loop (SL1) - Zone 3		3	UEPCO	UEPLX	30.59																
2-Wire Voice Grade Line Ports (COIN)																						
	2-Wire Coin 2-Way without Operator Screening and without Blocking (AL, KY, LA, MS)			UEPCO	UEPRF	1.15							21.29	15.49	2.85	2.67						7.86
	2-Wire Coin 2-Way with Operator Screening (AL, KY)			UEPCO	UEPRE	1.15							21.29	15.49	2.85	2.67						7.86
	2-Wire Coin 2-Way with Operator Screening and Blocking: 011, 900/976, 1+DDD (AL, KY, LA, MS)			UEPCO	UEPRA	1.15							21.29	15.49	2.85	2.67						7.86
	2-Wire Coin 2-Way with Operator Screening and 011 Blocking (KY)			UEPCO	UEPKA	1.15							21.29	15.49	2.85	2.67						7.86
	2-Wire Coin 2-Way with Operator Screening & Blocking: 900/976, 1+DDD, 011+, & Local (AL, KY, LA, MS)			UEPCO	UEPCD	1.15							21.29	15.49	2.85	2.67						7.86

UNBUNDLED NETWORK ELEMENTS - Kentucky										Attachment: 2		Exhibit: C				
CATEGORY	RATE ELEMENTS	Interim	Zone	BCS	USOC	RATES(\$)	Svc Order Submitted Elec per LSR	Svc Order Submitted Manually per LSR	Incremental Charge - Manual Svc Order vs. Electronic-1st	Incremental Charge - Manual Svc Order vs. Electronic-Add'l	Incremental Charge - Manual Svc Order vs. Electronic-Disc 1st	Incremental Charge - Manual Svc Order vs. Electronic-Disc Add'l				
													Rec	Nonrecurring		Nonrecurring Disconnect
										SOMEc	SOMAN	SOMAN	SOMAN	SOMAN	SOMAN	
	2-Wire Coin Outward without Blocking and without Operator Screening (KY, LA, MS)			UEPCO	UEPRN	1.15	21.29	15.49	2.85	2.67		7.86				
	2-Wire Coin Outward with Operator Screening and 011 Blocking (GA, KY, MS)			UEPCO	UEPRJ	1.15	21.29	15.49	2.85	2.67		7.86				
	2-Wire Coin Outward with Operator Screening and Blocking: 011, 900/976, 1+DDD (AL, KY, LA, MS)			UEPCO	UEPRH	1.15	21.29	15.49	2.85	2.67		7.86				
	2-Wire Coin Outward Operator Screening & Blocking: 900/976, 1+DDD, 011+, and Local (AL, KY, LA, MS)			UEPCO	UEPCN	1.15	21.29	15.49	2.85	2.67		7.86				
	2-Wire 2-Way Smartline with 900/976 (all states except LA)			UEPCO	UEPCK	1.15	21.29	15.49	2.85	2.67		7.86				
	2-Wire Coin Outward Smartline with 900/976 (all states except LA)			UEPCO	UEPCR	1.15	21.29	15.49	2.85	2.67		7.86				
ADDITIONAL UNE COIN PORT/LOOP (RC)																
	UNE Coin Port/Loop Combo Usage (Flat Rate)			UEPCO	URECU	2.57	21.29	15.49	2.85	2.67						
LOCAL NUMBER PORTABILITY																
	Local Number Portability (1 per port)			UEPCO	LNPCX	0.35										
NONRECURRING CHARGES - CURRENTLY COMBINED																
	2-Wire Voice Grade Loop / Line Port Combination - Conversion - Switch-as-is			UEPCO	USAC2		0.10	0.10				7.86				
	2-Wire Voice Grade Loop / Line Port Combination - Conversion - Switch with change			UEPCO	USACC		0.10	0.10				7.86				
ADDITIONAL NRCs																
	2-Wire Voice Grade Loop/Line Port Combination - Subsequent Activity			UEPCO	USAS2		0.00	0.00				7.86				
2-WIRE VOICE LOOP/ 2WIRE VOICE GRADE IO TRANSPORT/ 2-WIRE LINE PORT (RES)																
UNE Port/Loop Combination Rates																
	2-Wire VG Loop/IO Tranport/Port Combo - Zone 1		1			13.90										
	2-Wire VG Loop/IO Tranport/Port Combo - Zone 2		2			18.68										
	2-Wire VG Loop/IO Tranport/Port Combo - Zone 3		3			34.45										
UNE Loop Rates																
	2-Wire Voice Grade Loop (SL2) - Zone 1		1	UEPFR	UECF2	12.67										
	2-Wire Voice Grade Loop (SL2) - Zone 2		2	UEPFR	UECF2	17.45										
	2-Wire Voice Grade Loop (SL2) - Zone 3		3	UEPFR	UECF2	33.22										
2-Wire Voice Grade Line Port Rates (Res)																
	2-Wire voice unbundled port - residence			UEPFR	UEPRL	1.23	128.96	64.11	61.92	9.97		7.86				
	2-Wire voice unbundled port with Caller ID - res			UEPFR	UEPRC	1.23	128.96	64.11	61.92	9.97		7.86				
	2-Wire voice unbundled port outgoing only - res			UEPFR	UEPRO	1.23	128.96	64.11	61.92	9.97		7.86				
	2-Wire voice Grade unbundled Kentucky extended local dialing parity port with Caller ID - res			UEPFR	UEPRM	1.23	128.96	64.11	61.92	9.97		7.86				
	2-Wire voice unbundles res, low usage line port with Caller ID (LUM)			UEPFR	UEPAP	1.23	128.96	64.11	61.92	9.97		7.86				
	2-Wire Voice Unbundled Kentucky Residence Dialing Plan without Caller ID			UEPFR	UEPWE	1.23	128.96	64.11	61.92	9.97		7.86				
INTEROFFICE TRANSPORT																
	Interoffice Transport - Dedicated - 2 Wire Voice Grade - Facility Termination			UEPFR	U1TV2	23.95	98.09	53.67	56.31	22.42		7.86				
	Interoffice Transport - Dedicated - 2 Wire Voice Grade - Per Mile or Fraction Mile			UEPFR	1L5XX	0.0095										
FEATURES																
	All Features Offered			UEPFR	UEPVF	0.00	0.00	0.00				7.86				
LOCAL NUMBER PORTABILITY																
	Local Number Portability (1 per port)			UEPFR	LNPCX	0.35										
NONRECURRING CHARGES (NRCs) - CURRENTLY COMBINED																
	2-Wire Loop / Dedicated IO Transport / 2 Wire Line Port Combination - Conversion - Switch-as-is			UEPFR	USAC2		9.03	1.87				7.86				
	2-Wire Loop / Dedicated IO Transport / 2 Wire Line Port Combination - Conversion - Switch-With-Change			UEPFR	USACC		9.03	1.87				7.86				
2-WIRE VOICE LOOP/ 2WIRE VOICE GRADE IO TRANSPORT/ 2-WIRE LINE PORT (BUS)																
UNE Port/Loop Combination Rates																
	2-Wire VG Loop/IO Tranport/Port Combo - Zone 1		1			13.90										

UNBUNDLED NETWORK ELEMENTS - Kentucky										Attachment: 2		Exhibit: C								
CATEGORY	RATE ELEMENTS	Interim	Zone	BCS	USOC	RATES(\$)	Svc Order Submitted Elec per LSR	Svc Order Submitted Manually per LSR	Incremental Charge - Manual Svc Order vs. Electronic-1st	Incremental Charge - Manual Svc Order vs. Electronic-Add'l	Incremental Charge - Manual Svc Order vs. Electronic-Disc 1st	Incremental Charge - Manual Svc Order vs. Electronic-Disc Add'l	OSS Rates(\$)							
													Rec	Nonrecurring		Nonrecurring Disconnect		SOME C	SOMAN	SOMAN
	2-Wire VG Loop/IO Tranport/Port Combo - Zone 2		2			18.68														
	2-Wire VG Loop/IO Tranport/Port Combo - Zone 3		3			34.45														
UNE Loop Rates																				
	2-Wire Voice Grade Loop (SL2) - Zone 1		1	UEPFB	UECF2	12.67														
	2-Wire Voice Grade Loop (SL2) - Zone 2		2	UEPFB	UECF2	17.45														
	2-Wire Voice Grade Loop (SL2) - Zone 3		3	UEPFB	UECF2	33.22														
2-Wire Voice Grade Line Port (Bus)																				
	2-Wire voice unbundled port without Caller ID - bus			UEPFB	UEPBL	1.23	128.96	64.11	61.92	9.97		7.86								
	2-Wire voice unbundled port with Caller + E484 ID - bus			UEPFB	UEPBC	1.23	128.96	64.11	61.92	9.97		7.86								
	2-Wire voice unbundled port outgoing only - bus			UEPFB	UEPBO	1.23	128.96	64.11	61.92	9.97		7.86								
	2-Wire voice Grade unbundled Kentucky extended local dialing parity port with Caller ID - bus			UEPFB	UEPBM	1.23	128.96	64.11	61.92	9.97		7.86								
	2-Wire voice unbundled incoming only port with Caller ID - Bus			UEPFB	UEPB1	1.23	128.96	64.11	61.92	9.97		7.86								
	2-Wire Voice Unbundled Kentucky Business Dialing Plan without Caller ID			UEPFB	UEPWF	1.23	128.96	64.11	61.92	9.97		7.86								
LOCAL NUMBER PORTABILITY																				
	Local Number Portability (1 per port)			UEPFB	LNPCX	0.35														
INTEROFFICE TRANSPORT																				
	Interoffice Transport - Dedicated - 2 Wire Voice Grade - Facility Termination			UEPFB	U1TV2	23.95	98.09	53.67	56.31	22.42		7.86								
	Interoffice Transport - Dedicated - 2 Wire Voice Grade - Per Mile or Fraction Mile			UEPFB	1L5XX	0.0095														
FEATURES																				
	All Features Offered			UEPFB	UEPVF	0.00	0.00	0.00				7.86								
NONRECURRING CHARGES (NRCs) - CURRENTLY COMBINED																				
	2-Wire Loop / Dedicated IO Transport / 2 Wire Line Port Combination - Conversion - Switch-as-is			UEPFB	USAC2		9.03	1.87				7.86								
	2-Wire Loop / Dedicated IO Transport / 2 Wire Line Port Combination - Conversion - Switch with change			UEPFB	USACC		9.03	1.87				7.86								
2-WIRE VOICE GRADE LOOP WITH 2-WIRE LINE PORT (BUS - PBX)																				
UNE Port/Loop Combination Rates																				
	2-Wire VG Loop/IO Tranport/Port Combo - Zone 1		1			13.90														
	2-Wire VG Loop/IO Tranport/Port Combo - Zone 2		2			18.68														
	2-Wire VG Loop/IO Tranport/Port Combo - Zone 3		3			34.45														
UNE Loop Rates																				
	2-Wire Voice Grade Loop (SL2) - Zone 1		1	UEPFP	UECF2	12.67														
	2-Wire Voice Grade Loop (SL2) - Zone 2		2	UEPFP	UECF2	17.45														
	2-Wire Voice Grade Loop (SL2) - Zone 3		3	UEPFP	UECF2	33.22														
2-Wire Voice Grade Line Port Rates (BUS - PBX)																				
	Line Side Unbundled Combination 2-Way PBX Trunk Port - Bus			UEPFP	UEPPC	1.23	164.27	78.65	75.05	8.73		7.86								
	Line Side Unbundled Outward PBX Trunk Port - Bus			UEPFP	UEPPO	1.23	164.27	78.65	75.05	8.73		7.86								
	Line Side Unbundled Incoming PBX Trunk Port - Bus			UEPFP	UEPP1	1.23	164.27	78.65	75.05	8.73		7.86								
	2-Wire Voice Unbundled PBX LD Terminal Ports			UEPFP	UEPLD	1.23	164.27	78.65	75.05	8.73		7.86								
	2-Wire Voice Unbundled 2-Way Combination PBX Usage Port			UEPFP	UEPXA	1.23	164.27	78.65	75.05	8.73		7.86								
	2-Wire Voice Unbundled PBX Toll Terminal Hotel Ports			UEPFP	UEPXB	1.23	164.27	78.65	75.05	8.73		7.86								
	2-Wire Voice Unbundled PBX LD DDD Terminals Port			UEPFP	UEPXC	1.23	164.27	78.65	75.05	8.73		7.86								
	2-Wire Voice Unbundled PBX LD Terminal Switchboard Port			UEPFP	UEPXD	1.23	164.27	78.65	75.05	8.73		7.86								
	2-Wire Voice Unbundled PBX LD Terminal Switchboard IDD Capable Port			UEPFP	UEPXE	1.23	164.27	78.65	75.05	8.73		7.86								
	2-Wire Voice Unbundled 2-Way PBX Kentucky Room Area Calling Port without LUD			UEPFP	UEPXF	1.23	164.27	78.65	75.05	8.73		7.86								
	2-Wire Voice Unbundled PBX Kentucky LUD Area Calling Port			UEPFP	UEPXC	1.23	164.27	78.65	75.05	8.73		7.86								
	2-Wire Voice Unbundled PBX Kentucky Premium Calling Port			UEPFP	UEPXC	1.23	164.27	78.65	75.05	8.73		7.86								
	2-Wire Voice Unbundled 2-Way Kentucky Area Calling Port without LUD			UEPFP	UEPXC	1.23	164.27	78.65	75.05	8.73		7.86								
	2-Wire Voice Unbundled 2-Way PBX Hotel/Hospital Economy Administrative Calling Port			UEPFP	UEPXL	1.23	164.27	78.65	75.05	8.73		7.86								

UNBUNDLED NETWORK ELEMENTS - Kentucky							Attachment: 2		Exhibit: C						
CATEGORY	RATE ELEMENTS	Interim	Zone	BCS	USOC	RATES(\$)	Svc Order Submitted Elec per LSR	Svc Order Submitted Manually per LSR	Incremental Charge - Manual Svc Order vs. Electronic-1st	Incremental Charge - Manual Svc Order vs. Electronic-Add'l	Incremental Charge - Manual Svc Order vs. Electronic-Disc 1st	Incremental Charge - Manual Svc Order vs. Electronic-Disc Add'l			
													Rec	Nonrecurring	
										SOMEc	SOMAN	SOMAN	SOMAN	SOMAN	SOMAN
	2-Wire Voice Unbundled 2-Way PBX Hotel/Hospital Economy Room Calling Port			UEPFP	UEPXM	1.23	164.27	78.65	75.05	8.73		7.86			
	2-Wire Voice Unbundled 1-Way Outgoing PBX Hotel/Hospital Discount Room Calling Port			UEPFP	UEPXS	1.23	164.27	78.65	75.05	8.73		7.86			
	2-Wire Voice Unbundled 1-Way Outgoing PBX Measured Port			UEPFP	UEPXS	1.23	164.27	78.65	75.05	8.73		7.86			
LOCAL NUMBER PORTABILITY															
	Local Number Portability (1 per port)			UEPFP	LNPCP	3.15	0.00	0.00							
INTEROFFICE TRANSPORT															
	Interoffice Transport - Dedicated - 2 Wire Voice Grade - Facility Termination			UEPFP	U1TV2	23.95	98.09	53.67	56.31	22.42		7.86			
	Interoffice Transport - Dedicated - 2 Wire Voice Grade - Per Mile or Fraction Mile			UEPFP	1L5XX	0.0095									
FEATURES															
	All Features Offered			UEPFP	UEPVF	0.00	0.00	0.00				7.86			
NONRECURRING CHARGES (NRCs) - CURRENTLY COMBINED															
	2-Wire Loop / Dedicated IO Transport / 2 Wire Line Port Combination - Conversion - Switch-as-is			UEPFP	USAC2		9.03	1.87				7.86			
	2-Wire Loop / Dedicated IO Transport / 2 Wire Line Port Combination - Conversion - Switch with change			UEPFP	USACC		9.03	1.87				7.86			
UNBUNDLED PORT/LOOP COMBINATIONS - COST BASED RATES															
2-WIRE VOICE GRADE LOOP- BUS ONLY - WITH 2-WIRE DID TRUNK PORT															
UNE Port/Loop Combination Rates															
	2-Wire VG Loop/2-Wire DID Trunk Port Combo - UNE Zone 1		1			21.30									
	2-Wire VG Loop/2-Wire DID Trunk Port Combo - UNE Zone 2		2			26.08									
	2-Wire VG Loop/2-Wire DID Trunk Port Combo - UNE Zone 3		3			41.85									
UNE Loop Rates															
	2-Wire Analog Voice Grade Loop - (SL2) - UNE Zone 1		1	UEPPX	UECD1	12.67						7.86			
	2-Wire Analog Voice Grade Loop - (SL2) - UNE Zone 2		2	UEPPX	UECD1	17.45						7.86			
	2-Wire Analog Voice Grade Loop - (SL2) - UNE Zone 3		3	UEPPX	UECD1	33.22						7.86			
UNE Port Rate															
	Exchange Ports - 2-Wire DID Port			UEPPX	UEPD1	8.63	336.11	27.75	132.37	9.31		7.86			
NONRECURRING CHARGES - CURRENTLY COMBINED															
	2-Wire Voice Grade Loop / 2-Wire DID Trunk Port Conversion with BellSouth Allowable Changes			UEPPX	USA1C		7.85	1.87				7.86			
ADDITIONAL NRCs															
	2-Wire DID Subsequent Activity - Add Trunks, Per Trunk			UEPPX	USAS1		32.25	32.25				7.86			
Telephone Number/Trunk Group Establishment Charges															
	DID Trunk Termination (One Per Port)			UEPPX	NDT	0.00	0.00	0.00				7.86			
	Additional DID Numbers for each Group of 20 DID Numbers			UEPPX	ND4	0.00	0.00	0.00				7.86			
	DID Numbers, Non- consecutive DID Numbers , Per Number			UEPPX	ND5	0.00	0.00	0.00				7.86			
	Reserve Non-Consecutive DID numbers			UEPPX	ND6	0.00	0.00	0.00				7.86			
	Reserve DID Numbers			UEPPX	NDV	0.00	0.00	0.00				7.86			
LOCAL NUMBER PORTABILITY															
	Local Number Portability (1 per port)			UEPPX	LNPCP	3.15	0.00	0.00							
2-WIRE ISDN DIGITAL GRADE LOOP WITH 2-WIRE ISDN DIGITAL LINE SIDE PORT															
UNE Port/Loop Combination Rates															
	2W ISDN Digital Grade Loop/2W ISDN Digital Line Side Port - UNE Zone 1		1	UEPPB	UEPPR	25.69									
	2W ISDN Digital Grade Loop/2W ISDN Digital Line Side Port - UNE Zone 2		2	UEPPB	UEPPR	31.92									
	2W ISDN Digital Grade Loop/2W ISDN Digital Line Side Port - UNE Zone 3		3	UEPPB	UEPPR	50.21									
UNE Loop Rates															
	2-Wire ISDN Digital Grade Loop - UNE Zone 1		1	UEPPB	UEPPR	USL2X	16.10					7.86			
	2-Wire ISDN Digital Grade Loop - UNE Zone 2		2	UEPPB	UEPPR	USL2X	22.33					7.86			
	2-Wire ISDN Digital Grade Loop - UNE Zone 3		3	UEPPB	UEPPR	USL2X	40.63					7.86			
UNE Port Rate															
	Exchange Port - 2-Wire ISDN Line Side Port			UEPPB	UEPPR	UEPPB	9.59	320.53	289.13	92.19	17.56	7.86			

UNBUNDLED NETWORK ELEMENTS - Kentucky										Attachment: 2		Exhibit: C												
CATEGORY	RATE ELEMENTS	Interim	Zone	BCS	USOC	RATES(\$)	Svc Order Submitted Elec per LSR	Svc Order Submitted Manually per LSR	Incremental Charge - Manual Svc Order vs. Electronic-1st	Incremental Charge - Manual Svc Order vs. Electronic-Add'l	Incremental Charge - Manual Svc Order vs. Electronic-Disc 1st	Incremental Charge - Manual Svc Order vs. Electronic-Disc Add'l												
													Rec	Nonrecurring		Nonrecurring Disconnect		OSS Rates(\$)						
													First	Add'l	First	Add'l	SOMEC	SOMAN	SOMAN	SOMAN	SOMAN	SOMAN		
NONRECURRING CHARGES - CURRENTLY COMBINED																								
	2-Wire ISDN Digital Grade Loop / 2-Wire ISDN Line Side Port Combination - Conversion			UEPPB UEPPR	USACB	0.00	22.77	17.00					7.86											
ADDITIONAL NRCs																								
LOCAL NUMBER PORTABILITY																								
	Local Number Portability (1 per port)			UEPPB UEPPR	LNPCX	0.35	0.00	0.00																
B-CHANNEL USER PROFILE ACCESS:																								
	CVS/CSD (DMS/5ESS)			UEPPB UEPPR	U1UCA	0.00	0.00	0.00																
	CVS (EWSD)			UEPPB UEPPR	U1UCB	0.00	0.00	0.00																
	CSD			UEPPB UEPPR	U1UCC	0.00	0.00	0.00																
B-CHANNEL AREA PLUS USER PROFILE ACCESS: (AL,KY,LA,MS SC,MS, & TN)																								
	CVS/CSD (DMS/5ESS)			UEPPB UEPPR	U1UCD	0.00	0.00	0.00																
	CVS (EWSD)			UEPPB UEPPR	U1UCE	0.00	0.00	0.00																
	CSD			UEPPB UEPPR	U1UCF	0.00	0.00	0.00																
USER TERMINAL PROFILE																								
	User Terminal Profile (EWSD only)			UEPPB UEPPR	U1UMA	0.00	0.00	0.00																
VERTICAL FEATURES																								
	All Vertical Features - One per Channel B User Profile			UEPPB UEPPR	UEPVF	0.00	0.00	0.00																
INTEROFFICE CHANNEL MILEAGE																								
	Interoffice Channel mileage each, including first mile and facilities termination			UEPPB UEPPR	M1GNC	29.12	47.34	31.78	22.77	8.75			7.86											
	Interoffice Channel mileage each, additional mile			UEPPB UEPPR	M1GNM	0.01	0.00	0.00					7.86											
4-WIRE DS1 DIGITAL LOOP WITH 4-WIRE ISDN DS1 DIGITAL TRUNK PORT																								
UNE Port/Loop Combination Rates																								
	4W DS1 Digital Loop/4W ISDN DS1 Digital Trunk Port - UNE Zone 1		1	UEPPP		170.06																		
	4W DS1 Digital Loop/4W ISDN DS1 Digital Trunk Port - UNE Zone 2		2	UEPPP		197.70																		
	4W DS1 Digital Loop/4W ISDN DS1 Digital Trunk Port - UNE Zone 3		3	UEPPP		381.35																		
UNE Loop Rates																								
	4-Wire DS1 Digital Loop - UNE Zone 1		1	UEPPP	USL4P	86.47							7.86											
	4-Wire DS1 Digital Loop - UNE Zone 2		2	UEPPP	USL4P	114.10							7.86											
	4-Wire DS1 Digital Loop - UNE Zone 3		3	UEPPP	USL4P	297.76							7.86											
UNE Port Rate																								
	Exchange Ports - 4-Wire ISDN DS1 Port			UEPPP	UEPPP	83.59	736.16	382.74	159.48	48.82			7.86											
NONRECURRING CHARGES - CURRENTLY COMBINED																								
	4-Wire DS1 Digital Loop / 4-Wire ISDN DS1 Digital Trunk Port Combination - Conversion -Switch-as-is			UEPPP	USACP	0.00	81.70	1.37					7.86											
ADDITIONAL NRCs																								
	4-Wire DS1 Loop/4-W ISDN Digtl Trk Port - Subsqct Actvy-Inward/two way Tel Nos. (except NC)			UEPPP	PR7TF			0.54					7.86											
	4-Wire DS1 Loop / 4-Wire ISDN DS1 Digital Trunk Port - Outward Tel Numbers (All States except NC)			UEPPP	PR7TO		12.71	12.71					7.86											
	4-Wire DS1 Loop / 4-Wire ISDN DS1 Digital Trk Port - Subsequent Inward Tel Numbers			UEPPP	PR7ZT		25.41	25.41					7.86											
LOCAL NUMBER PORTABILITY																								
	Local Number Portability (1 per port)			UEPPP	LNPCN	1.75																		
INTERFACE (Provisioning Only)																								
	Voice/Data			UEPPP	PR71V	0.00	0.00	0.00																
	Digital Data			UEPPP	PR71D	0.00	0.00	0.00																
	Inward Data			UEPPP	PR71E	0.00	0.00	0.00																
New or Additional "B" Channel																								
	New or Additional - Voice/Data B Channel			UEPPP	PR7BV	0.00	15.48						7.86											
	New or Additional - Digital Data B Channel			UEPPP	PR7BF	0.00	15.48						7.86											
	New or Additional Inward Data B Channel			UEPPP	PR7BD	0.00	15.48						7.86											
CALL TYPES																								
	Inward			UEPPP	PR7C1	0.00	0.00	0.00																
	Outward			UEPPP	PR7C0	0.00	0.00	0.00																

UNBUNDLED NETWORK ELEMENTS - Kentucky

UNBUNDLED NETWORK ELEMENTS - Kentucky							Attachment: 2		Exhibit: C							
CATEGORY	RATE ELEMENTS	Interim	Zone	BCS	USOC	RATES(\$)	Svc Order Submitted Elec per LSR	Svc Order Submitted Manually per LSR	Incremental Charge - Manual Svc Order vs. Electronic-1st	Incremental Charge - Manual Svc Order vs. Electronic-Add'l	Incremental Charge - Manual Svc Order vs. Electronic-Disc 1st	Incremental Charge - Manual Svc Order vs. Electronic-Disc Add'l				
							Rec	Nonrecurring		Nonrecurring Disconnect		OSS Rates(\$)				
							First	Add'l	First	Add'l	SOMEC	SOMAN	SOMAN	SOMAN	SOMAN	SOMAN
	Feature Activation on D-4 Channel Bank FX Trunk Side Loop Slot			UEP95	1PQW7	0.62						7.86				
	Feature Activation on D-4 Channel Bank Centrex Loop Slot - Different Wire Center			UEP95	1PQWP	0.62						7.86				
	Feature Activation on D-4 Channel Bank Private Line Loop Slot			UEP95	1PQWV	0.62						7.86				
	Feature Activation on D-4 Channel Bank Tjje Line/Trunk Loop Slot			UEP95	1PQWQ	0.62						7.86				
	Feature Activation on D-4 Channel Bank WATS Loop Slot			UEP95	1PQWA	0.62						7.86				
	Non-Recurring Charges (NRC) Associated with UNE-P Centrex															
	NRC Conversion Currently Combined Switch-As-Is with allowed changes, per port			UEP95	USAC2		0.102	0.102				7.86				
	Conversion of Existing Centrex Common Block, each			UEP95	USACN		18.95	8.32				7.86				
	New Centrex Standard Common Block			UEP95	M1ACS	0.00	669.80	78.32	111.05	13.27		7.86				
	New Centrex Customized Common Block			UEP95	M1ACC	0.00	669.80	78.32	111.05	13.27		7.86				
	NAR Establishment Charge, Per Occasion			UEP95	URECA	0.00	72.75					7.86				
	UNE-P CENTREX - DMS100 (Valid in All States)															
	2-Wire VG Loop/2-Wire Voice Grade Port (Centrex) Combo															
	UNE Port/Loop Combination Rates (Non-Design)															
	2-Wire VG Loop/2-Wire Voice Grade Port (Centrex) Port Combo - Non-Design		1	UEP9D		10.79										
	2-Wire VG Loop/2-Wire Voice Grade Port (Centrex)Port Combo - Non-Design		2	UEP9D		15.52										
	2-Wire VG Loop/2-Wire Voice Grade Port (Centrex)Port Combo - Non-Design		3	UEP9D		31.74										
	UNE Port/Loop Combination Rates (Design)															
	2-Wire VG Loop/2-Wire Voice Grade Port (Centrex) Port Combo - Design		1	UEP9D		13.82										
	2-Wire VG Loop/2-Wire Voice Grade Port (Centrex)Port Combo - Design		2	UEP9D		18.60										
	2-Wire VG Loop/2-Wire Voice Grade Port (Centrex)Port Combo - Design		3	UEP9D		34.37										
	UNE Loop Rate															
	2-Wire Voice Grade Loop (SL 1) - Zone 1		1	UEP9D	UECS1	9.64						7.86				
	2-Wire Voice Grade Loop (SL 1) - Zone 2		2	UEP9D	UECS1	14.37						7.86				
	2-Wire Voice Grade Loop (SL 1) - Zone 3		3	UEP9D	UECS1	30.59						7.86				
	2-Wire Voice Grade Loop (SL 2) - Zone 1		1	UEP9D	UECS2	12.67						7.86				
	2-Wire Voice Grade Loop (SL 2) - Zone 2		2	UEP9D	UECS2	17.45						7.86				
	2-Wire Voice Grade Loop (SL 2) - Zone 3		3	UEP9D	UECS2	33.22						7.86				
	UNE Port Rate															
	ALL STATES															
	2-Wire Voice Grade Port (Centrex) Basic Local Area			UEP9D	UEPYA	1.15	21.29	15.49	2.85	2.67		7.86				
	2-Wire Voice Grade Port (Centrex 800 termination)Basic Local Area			UEP9D	UEPYB	1.15	21.29	15.49	2.85	2.67		7.86				
	2-Wire Voice Grade Port (Centrex / EBS-PSET)3Basic Local Area			UEP9D	UEPYC	1.15	21.29	15.49	2.85	2.67		7.86				
	2-Wire Voice Grade Port (Centrex / EBS-M5009)3Basic Local Area			UEP9D	UEPYD	1.15	21.29	15.49	2.85	2.67		7.86				
	2-Wire Voice Grade Port (Centrex / EBS-M5209)3 Basic Local Area			UEP9D	UEPYE	1.15	21.29	15.49	2.85	2.67		7.86				
	2-Wire Voice Grade Port (Centrex / EBS-M5112)3 Basic Local Area			UEP9D	UEPYF	1.15	21.29	15.49	2.85	2.67		7.86				
	2-Wire Voice Grade Port (Centrex / EBS-M5312)3Basic Local Area			UEP9D	UEPYG	1.15	21.29	15.49	2.85	2.67		7.86				
	2-Wire Voice Grade Port (Centrex / EBS-M5008)3 Basic Local Area			UEP9D	UEPYT	1.15	21.29	15.49	2.85	2.67		7.86				
	2-Wire Voice Grade Port (Centrex / EBS-M5208)3 Basic Local Area			UEP9D	UEPYU	1.15	21.29	15.49	2.85	2.67		7.86				

UNBUNDLED NETWORK ELEMENTS - Kentucky

							Attachment: 2		Exhibit: C							
CATEGORY	RATE ELEMENTS	Interim	Zone	BCS	USOC	RATES(\$)	Svc Order Submitted Elec per LSR	Svc Order Submitted Manually per LSR	Incremental Charge - Manual Svc Order vs. Electronic-1st	Incremental Charge - Manual Svc Order vs. Electronic-Add'l	Incremental Charge - Manual Svc Order vs. Electronic-Disc 1st	Incremental Charge - Manual Svc Order vs. Electronic-Disc Add'l				
													Rec	Nonrecurring		Nonrecurring Disconnect
							First	Add'l	First	Add'l	SOMEC	SOMAN	SOMAN	SOMAN	SOMAN	SOMAN
	2-Wire Voice Grade Port (Centrex / EBS-M5216))3 Basic Local Area			UEP9D	UEPYV	1.15	21.29	15.49	2.85	2.67		7.86				
	2-Wire Voice Grade Port (Centrex / EBS-M5316))3 Basic Local Area			UEP9D	UEPY3	1.15	21.29	15.49	2.85	2.67		7.86				
	2-Wire Voice Grade Port (Centrex with Caller ID) Basic Local Area			UEP9D	UEPYH	1.15	21.29	15.49	2.85	2.67		7.86				
	2-Wire Voice Grade Port (Centrex/Caller ID/Msg Wtg Lamp Indication))3 Basic Local Area			UEP9D	UEPYW	1.15	21.29	15.49	2.85	2.67		7.86				
	2-Wire Voice Grade Port (Centrex/Msg Wtg Lamp Indication))3 Basic Local Area			UEP9D	UEPYJ	1.15	21.29	15.49	2.85	2.67		7.86				
	2-Wire Voice Grade Port (Centrex from diff Serving Wire Center) 2 Basic Local Area			UEP9D	UEPYM	1.15	21.29	15.49	2.85	2.67		7.86				
	2-Wire Voice Grade Port (Centrex/differ SWC /EBS-PSET)2, 3 Basic Local Area			UEP9D	UEPYO	1.15	21.29	15.49	2.85	2.67		7.86				
	2-Wire Voice Grade Port (Centrex/differ SWC /EBS-M5009)2, 3 Basic Local Area			UEP9D	UEPYP	1.15	21.29	15.49	2.85	2.67		7.86				
	2-Wire Voice Grade Port (Centrex/differ SWC /EBS-5209)2, 3 Basic Local Area			UEP9D	UEPYQ	1.15	21.29	15.49	2.85	2.67		7.86				
	2-Wire Voice Grade Port (Centrex/differ SWC /EBS-M5112)2, 3 Basic Local Area			UEP9D	UEPYR	1.15	21.29	15.49	2.85	2.67		7.86				
	2-Wire Voice Grade Port (Centrex/differ SWC /EBS-M5312)2, 3 Basic Local Area			UEP9D	UEPYS	1.15	21.29	15.49	2.85	2.67		7.86				
	2-Wire Voice Grade Port (Centrex/differ SWC /EBS-M5008)2, 3 Basic Local Area			UEP9D	UEPY4	1.15	21.29	15.49	2.85	2.67		7.86				
	2-Wire Voice Grade Port (Centrex/differ SWC /EBS-M5208)2, 3 Basic Local Area			UEP9D	UEPY5	1.15	21.29	15.49	2.85	2.67		7.86				
	2-Wire Voice Grade Port (Centrex/differ SWC /EBS-M5216)2, 3 Basic Local Area			UEP9D	UEPY6	1.15	21.29	15.49	2.85	2.67		7.86				
	2-Wire Voice Grade Port (Centrex/differ SWC /EBS-M5316)2, 3 Basic Local Area			UEP9D	UEPY7	1.15	21.29	15.49	2.85	2.67		7.86				
	2-Wire Voice Grade Port, Diff Serving Wire Center - 800 Service Term			UEP9D	UEPYZ	1.15	21.29	15.49	2.85	2.67		7.86				
	2-Wire Voice Grade Port terminated in on Megalink or equivalent Basic Local Area			UEP9D	UEPY9	1.15	21.29	15.49	2.85	2.67		7.86				
	2-Wire Voice Grade Port Terminated on 800 Service Term Basic Local Area			UEP9D	UEPY2	1.15	21.29	15.49	2.85	2.67		7.86				
AL, KY, LA, MS, SC, & TN Only																
	2-Wire Voice Grade Port (Centrex)			UEP9D	UEPQA	1.15	21.29	15.49	2.85	2.67		7.86				
	2-Wire Voice Grade Port (Centrex 800 termination)			UEP9D	UEPQB	1.15	21.29	15.49	2.85	2.67		7.86				
	2-Wire Voice Grade Port (Centrex / EBS-PSET)3			UEP9D	UEPQC	1.15	21.29	15.49	2.85	2.67		7.86				
	2-Wire Voice Grade Port (Centrex / EBS-M5009)3			UEP9D	UEPQD	1.15	21.29	15.49	2.85	2.67		7.86				
	2-Wire Voice Grade Port (Centrex / EBS-M5209)3			UEP9D	UEPQE	1.15	21.29	15.49	2.85	2.67		7.86				
	2-Wire Voice Grade Port (Centrex / EBS-M5112)3			UEP9D	UEPQF	1.15	21.29	15.49	2.85	2.67		7.86				
	2-Wire Voice Grade Port (Centrex / EBS-M5312)3			UEP9D	UEPQG	1.15	21.29	15.49	2.85	2.67		7.86				
	2-Wire Voice Grade Port (Centrex / EBS-M5008)3			UEP9D	UEPQT	1.15	21.29	15.49	2.85	2.67		7.86				
	2-Wire Voice Grade Port (Centrex / EBS-M5208)3			UEP9D	UEPQU	1.15	21.29	15.49	2.85	2.67		7.86				
	2-Wire Voice Grade Port (Centrex / EBS-M5216)3			UEP9D	UEPQV	1.15	21.29	15.49	2.85	2.67		7.86				
	2-Wire Voice Grade Port (Centrex / EBS-M5316)3			UEP9D	UEPQW	1.15	21.29	15.49	2.85	2.67		7.86				
	2-Wire Voice Grade Port (Centrex with Caller ID)			UEP9D	UEPQH	1.15	21.29	15.49	2.85	2.67		7.86				
	2-Wire Voice Grade Port (Centrex/Caller ID/Msg Wtg Lamp Indication)3			UEP9D	UEPQW	1.15	21.29	15.49	2.85	2.67		7.86				
	2-Wire Voice Grade Port (Centrex/Msg Wtg Lamp Indication)3			UEP9D	UEPQJ	1.15	21.29	15.49	2.85	2.67		7.86				
	2-Wire Voice Grade Port (Centrex from diff Serving Wire Center) 2			UEP9D	UEPQM	1.15	21.29	15.49	2.85	2.67		7.86				
	2-Wire Voice Grade Port (Centrex/differ SWC /EBS-PSET)2, 3			UEP9D	UEPQO	1.15	21.29	15.49	2.85	2.67		7.86				
	2-Wire Voice Grade Port (Centrex/differ SWC /EBS-M5009)2, 3			UEP9D	UEPQP	1.15	21.29	15.49	2.85	2.67		7.86				
	2-Wire Voice Grade Port (Centrex/differ SWC /EBS-5209)2, 3			UEP9D	UEPQQ	1.15	21.29	15.49	2.85	2.67		7.86				

UNBUNDLED NETWORK ELEMENTS - Kentucky

							Attachment: 2		Exhibit: C							
CATEGORY	RATE ELEMENTS	Interim	Zone	BCS	USOC	RATES(\$)	Svc Order Submitted Elec per LSR	Svc Order Submitted Manually per LSR	Incremental Charge - Manual Svc Order vs. Electronic-1st	Incremental Charge - Manual Svc Order vs. Electronic-Add'l	Incremental Charge - Manual Svc Order vs. Electronic-Disc 1st	Incremental Charge - Manual Svc Order vs. Electronic-Disc Add'l				
													Rec	Nonrecurring		Nonrecurring Disconnect
							First	Add'l	First	Add'l	SOMEc	SOMAN	SOMAN	SOMAN	SOMAN	SOMAN
	2-Wire Voice Grade Port (Centrex/differ SWC /EBS-M5112)2, 3			UEP9D	UEPQR	1.15	21.29	15.49	2.85	2.67		7.86				
	2-Wire Voice Grade Port (Centrex/differ SWC /EBS-M5312)2, 3			UEP9D	UEPQS	1.15	21.29	15.49	2.85	2.67		7.86				
	2-Wire Voice Grade Port (Centrex/differ SWC /EBS-M5008)2, 3			UEP9D	UEPQ4	1.15	21.29	15.49	2.85	2.67		7.86				
	2-Wire Voice Grade Port (Centrex/differ SWC /EBS-M5208)2, 3			UEP9D	UEPQ5	1.15	21.29	15.49	2.85	2.67		7.86				
	2-Wire Voice Grade Port (Centrex/differ SWC /EBS-M5216)2, 3			UEP9D	UEPQ6	1.15	21.29	15.49	2.85	2.67		7.86				
	2-Wire Voice Grade Port (Centrex/differ SWC /EBS-M5316)2, 3			UEP9D	UEPQ7	1.15	21.29	15.49	2.85	2.67		7.86				
	2-Wire Voice Grade Port, Diff Serving Wire Center - 800 Service Term			UEP9D	UEPQZ	1.15	21.29	15.49	2.85	2.67		7.86				
	2-Wire Voice Grade Port terminated in on Megalink or equivalent			UEP9D	UEPQ9	1.15	21.29	15.49	2.85	2.67		7.86				
	2-Wire Voice Grade Port Terminated on 800 Service Term			UEP9D	UEPQ2	1.15	21.29	15.49	2.85	2.67		7.86				
	Local Switching															
	Centrex Intercom Funtionalty, per port			UEP9D	URECS	0.8873						7.86				
	Local Number Portability															
	Local Number Portability (1 per port)			UEP9D	LNPC	0.35										
	Features															
	All Standard Features Offered, per port			UEP9D	UEPVF	0.00						7.86				
	All Select Features Offered, per port			UEP9D	UEPVS	0.00	405.66					7.86				
	All Centrex Control Features Offered, per port			UEP9D	UEPVC	0.00						7.86				
	NARS															
	Unbundled Network Access Register - Combination			UEP9D	UARCX	0.00	0.00	0.00				7.86				
	Unbundled Network Access Register - Inward			UEP9D	UAR1X	0.00	0.00	0.00				7.86				
	Unbundled Network Access Register - Outdial			UEP9D	UAROx	0.00	0.00	0.00				7.86				
	Miscellaneous Terminations															
	2-Wire Trunk Side															
	Trunk Side Terminations, each			UEP9D	CEND6	10.51	92.18	15.82	52.16	5.30		7.86				
	4-Wire Digital (1.544 Megabits)															
	DS1 Circuit Terminations, each			UEP9D	M1HD1	74.77	164.86	77.74	60.69	3.86		7.86				
	DS0 Channels Activiated per Channel			UEP9D	M1HDO	0.00	15.09					7.86				
	Interoffice Channel Mileage - 2-Wire															
	Interoffice Channel Facilities Termination			UEP9D	MIGBC	29.11						7.86				
	Interoffice Channel mileage, per mile or fraction of mile			UEP9D	MIGBM	0.01						7.86				
	Feature Activations (DS0) Centrex Loops on Channelized DS1 Service															
	D4 Channel Bank Feature Activations															
	Feature Activation on D-4 Channel Bank Centrex Loop Slot			UEP9D	1PQWS	0.62						7.86				
	Feature Activation on D-4 Channel Bank FX line Side Loop Slot			UEP9D	1PQW6	0.62						7.86				
	Feature Activation on D-4 Channel Bank FX Trunk Side Loop Slot			UEP9D	1PQW7	0.62						7.86				
	Feature Activation on D-4 Channel Bank Centrex Loop Slot - Different Wire Center			UEP9D	1PQWP	0.62						7.86				
	Feature Activation on D-4 Channel Bank Private Line Loop Slot			UEP9D	1PQWV	0.62						7.86				
	Feature Activation on D-4 Channel Bank Tjje Line/Trunk Loop Slot			UEP9D	1PQWQ	0.62						7.86				
	Feature Activation on D-4 Channel Bank WATS Loop Slot			UEP9D	1PQWA	0.62						7.86				
	Non-Recurring Charges (NRC) Associated with UNE-P Centrex															
	NRC Conversion Currently Combined Switch-As-ls with allowed changes, per port			UEP9D	USAC2		0.102	0.102				7.86				
	Conversion of existing Centrex Common Block, each			UEP9D	USACN		18.95	8.32				7.86				
	New Centrex Standard Common Block			UEP9D	M1ACS	0.00	669.80	78.32	111.05	13.27		7.86				
	New Centrex Customized Common Block			UEP9D	M1ACC	0.00	669.80	78.32	111.05	13.27		7.86				
	NAR Establishment Charge, Per Occasion			UEP9D	URECA	0.00	72.75					7.86				

UNBUNDLED NETWORK ELEMENTS - Kentucky										Attachment: 2		Exhibit: C			
CATEGORY	RATE ELEMENTS	Interim	Zone	BCS	USOC	RATES(\$)	Svc Order Submitted Elec per LSR	Svc Order Submitted Manually per LSR	Incremental Charge - Manual Svc Order vs. Electronic-1st	Incremental Charge - Manual Svc Order vs. Electronic-Add'l	Incremental Charge - Manual Svc Order vs. Electronic-Disc 1st	Incremental Charge - Manual Svc Order vs. Electronic-Disc Add'l			
													Rec	Nonrecurring	
							First	Add'l	First	Add'l	SOMEc	SOMAN	SOMAN	SOMAN	SOMAN
	Unbundled Network Access Register - Indial			UEP9E	UAR1X	0.00	0.00	0.00							
	Unbundled Network Access Register - Outdial			UEP9E	UAROx	0.00	0.00	0.00							
Miscellaneous Terminations															
2-Wire Trunk Side															
	Trunk Side Terminations, each			UEP9E	CEND6	10.51	92.18	15.82	52.16	5.30		7.86			
4-Wire Digital (1.544 Megabits)															
	DS1 Circuit Terminations, each			UEP9E	M1HD1	74.77	164.86	77.74	60.69	3.86		7.86			
	DS0 Channel Activated Per Channel			UEP9E	M1HDO	0.00	15.09					7.86			
Interoffice Channel Mileage - 2-Wire															
	Interoffice Channel Facilities Termination			UEP9E	MIGBC	29.11						7.86			
	Interoffice Channel mileage, per mile or fraction of mile			UEP9E	MIGBM	0.01						7.86			
Feature Activations (DS0) Centrex Loops on Channelized DS1 Service															
D4 Channel Bank Feature Activations															
	Feature Activation on D-4 Channel Bank Centrex Loop Slot			UEP9E	1PQWS	0.62						7.86			
	Feature Activation on D-4 Channel Bank FX line Side Loop Slot			UEP9E	1PQW6	0.62						7.86			
	Feature Activation on D-4 Channel Bank FX Trunk Side Loop Slot			UEP9E	1PQW7	0.62						7.86			
	Feature Activation on D-4 Channel Bank Centrex Loop Slot - Different Wire Center			UEP9E	1PQWP	0.62						7.86			
	Feature Activation on D-4 Channel Bank Private Line Loop Slot			UEP9E	1PQWV	0.62						7.86			
	Feature Activation on D-4 Channel Bank Tjje Line/Trunk Loop Slot			UEP9E	1PQWQ	0.62						7.86			
	Feature Activation on D-4 Channel Bank WATS Loop Slot			UEP9E	1PQWA	0.62						7.86			
Non-Recurring Charges (NRC) Associated with UNE-P Centrex															
	NRC Conversion Currently Combined Switch-As-Is with allowed changes, per port			UEP9E	USAC2		0.102	0.102				7.86			
	Conversion of Existing Centrex Common Block, each			UEP9E	USACN		18.95	8.32							
	New Centrex Standard Common Block			UEP9E	M1ACS	0.00	669.80	78.32	111.05	13.27		7.86			
	New Centrex Customized Common Block			UEP9E	M1ACC	0.00	669.80	78.32	111.05	13.27		7.86			
	NAR Establishment Charge, Per Occasion			UEP9E	URECA	0.00	72.75					7.86			
UNE-P CENTREX - DCO - Valid in AL, KY, LA, MS, & TN															
2-Wire VG Loop/2-Wire Voice Grade Port (Centrex) Combo															
UNE Port/Loop Combination Rates (Non-Design)															
	2-Wire VG Loop/2-Wire Voice Grade Port (Centrex) Port Combo - Non-Design		1	UEP93		10.79									
	2-Wire VG Loop/2-Wire Voice Grade Port (Centrex)Port Combo - Non-Design		2	UEP93		15.52									
	2-Wire VG Loop/2-Wire Voice Grade Port (Centrex)Port Combo - Non-Design		3	UEP93		31.74									
UNE Port/Loop Combination Rates (Design)															
	2-Wire VG Loop/2-Wire Voice Grade Port (Centrex) Port Combo - Design		1	UEP93		13.82									
	2-Wire VG Loop/2-Wire Voice Grade Port (Centrex)Port Combo - Design		2	UEP93		18.60									
	2-Wire VG Loop/2-Wire Voice Grade Port (Centrex)Port Combo - Design		3	UEP93		34.37									
UNE Loop Rate															
	2-Wire Voice Grade Loop (SL 1) - Zone 1		1	UEP93	UECS1	9.64									
	2-Wire Voice Grade Loop (SL 1) - Zone 2		2	UEP93	UECS1	14.37									
	2-Wire Voice Grade Loop (SL 1) - Zone 3		3	UEP93	UECS1	30.59									
	2-Wire Voice Grade Loop (SL 2) - Zone 1		1	UEP93	UECS2	12.67									
	2-Wire Voice Grade Loop (SL 2) - Zone 2		2	UEP93	UECS2	17.45									
	2-Wire Voice Grade Loop (SL 2) - Zone 3		3	UEP93	UECS2	33.22									
UNE Port Rate															
AL, KY, LA, MS, & TN only															
	2-Wire Voice Grade Port (Centrex) Basic Local Area			UEP93	UEPYA	1.15	21.29	15.49	2.85	2.67		7.86			

UNBUNDLED NETWORK ELEMENTS - Kentucky										Attachment: 2		Exhibit: C			
CATEGORY	RATE ELEMENTS	Interim	Zone	BCS	USOC	RATES(\$)				Svc Order Submitted Elec per LSR	Svc Order Submitted Manually per LSR	Incremental Charge - Manual Svc Order vs. Electronic-1st	Incremental Charge - Manual Svc Order vs. Electronic-Add'l	Incremental Charge - Manual Svc Order vs. Electronic-Disc 1st	Incremental Charge - Manual Svc Order vs. Electronic-Disc Add'l
						Rec	Nonrecurring		Nonrecurring Disconnect						
							First	Add'l	First	Add'l	SOMEK	SOMAN	SOMAN	SOMAN	SOMAN
	Conversion of Existing Centrex Common Block, each			UEP93	USACN		18.95	8.32				7.86			
	New Centrex Standard Common Block			UEP93	M1ACS	0.00	669.80	78.32	111.05	13.27		7.86			
	New Centrex Customized Common Block			UEP93	M1ACC	0.00	669.80	78.32	111.05	13.27		7.86			
	NAR Establishment Charge, Per Occasion			UEP93	URECA	0.00	72.75					7.86			
	Note 1 - Required Port for Centrex Control in 1AESS, 5ESS & EWSD														
	Note 2 - Requires Interoffice Channel Mileage														
	Note 3 - Requires Specific Customer Premises Equipment														
	Note: Rates displaying an "R" in Interim column are interim and subject to rate true-up as set forth in General Terms and Conditions.														

UNBUNDLED NETWORK ELEMENTS - Louisiana

							Attachment: 2		Exhibit: C						
CATEGORY	RATE ELEMENTS	Interim	Zone	BCS	USOC	RATES(\$)	Svc Order Submitted Elec per LSR	Svc Order Submitted Manually per LSR	Incremental Charge - Manual Svc Order vs. Electronic-1st	Incremental Charge - Manual Svc Order vs. Electronic-Add'l	Incremental Charge - Manual Svc Order vs. Electronic-Disc 1st	Incremental Charge - Manual Svc Order vs. Electronic-Disc Add'l			
													Rec	Nonrecurring	
							First	Add'l	First	Add'l	SOMEc	SOMAN	SOMAN	SOMAN	SOMAN
	4-Wire DS1 Digital Loop - Zone 3		3	USL	USLXX	491.94	245.16	152.98				15.20			
	Order Coordination for Specified Conversion Time (per LSR)			USL	OCOSL		17.56								
	CLEC to CLEC Conversion Charge without outside dispatch			USL	UREWO		100.93	42.98				15.20			
	4-WIRE 19.2, 56 OR 64 KBPS DIGITAL GRADE LOOP														
	4 Wire Unbundled Digital 19.2 Kbps		1	UDL	UDL19	30.99	121.86	85.48				15.20			
	4 Wire Unbundled Digital 19.2 Kbps		2	UDL	UDL19	36.78	121.86	85.48				15.20			
	4 Wire Unbundled Digital 19.2 Kbps		3	UDL	UDL19	38.92	121.86	85.48				15.20			
	4 Wire Unbundled Digital Loop 56 Kbps - Zone 1		1	UDL	UDL56	30.99	121.86	85.48				15.20			
	4 Wire Unbundled Digital Loop 56 Kbps - Zone 2		2	UDL	UDL56	36.78	121.86	85.48				15.20			
	4 Wire Unbundled Digital Loop 56 Kbps - Zone 3		3	UDL	UDL56	38.92	121.86	85.48				15.20			
	Order Coordination for Specified Conversion Time (per LSR)			UDL	OCOSL		17.56								
	4 Wire Unbundled Digital Loop 64 Kbps - Zone 1		1	UDL	UDL64	30.99	121.86	85.48				15.20			
	4 Wire Unbundled Digital Loop 64 Kbps - Zone 2		2	UDL	UDL64	36.78	121.86	85.48				15.20			
	4 Wire Unbundled Digital Loop 64 Kbps - Zone 3		3	UDL	UDL64	38.92	121.86	85.48				15.20			
	Order Coordination for Specified Conversion Time (per LSR)			UDL	OCOSL		17.56								
	CLEC to CLEC Conversion Charge without outside dispatch			UDL	UREWO		101.97	49.67				15.20			
	2-WIRE Unbundled COPPER LOOP														
	2-Wire Unbundled Copper Loop/Short including manual service inquiry & facility reservation - Zone 1		1	UCL	UCLPB	12.29	116.18	67.46				15.20			
	2-Wire Unbundled Copper Loop/Short including manual service inquiry & facility reservation - Zone 2		2	UCL	UCLPB	14.09	116.18	67.46				15.20			
	2 Wire Unbundled Copper Loop/Short including manual service inquiry & facility reservation - Zone 3		3	UCL	UCLPB	15.75	116.18	67.46				15.20			
	Order Coordination for Unbundled Copper Loops (per loop)			UCL	UCLMC		7.92	7.92							
	2-Wire Unbundled Copper Loop/Short without manual service inquiry and facility reservation - Zone 1		1	UCL	UCLPW	12.29	91.92	55.12				15.20			
	2-Wire Unbundled Copper Loop/Short without manual service inquiry and facility reservation - Zone 2		2	UCL	UCLPW	14.09	91.92	55.12				15.20			
	2-Wire Unbundled Copper Loop/Short without manual service inquiry and facility reservation - Zone 3		3	UCL	UCLPW	15.75	91.92	55.12				15.20			
	Order Coordination for Unbundled Copper Loops (per loop)			UCL	UCLMC		7.92	7.92							
	2-Wire Unbundled Copper Loop/Long - includes manual svc. inquiry and facility reservation - Zone 1		1	UCL	UCL2L	17.21	116.18	67.46				15.20			
	2-Wire Unbundled Copper Loop/Long - includes manual svc. inquiry and facility reservation - Zone 2		2	UCL	UCL2L	24.98	116.18	67.46				15.20			
	2-Wire Unbundled Copper Loop/Long - includes manual svc. inquiry and facility reservation - Zone 3		3	UCL	UCL2L	39.57	116.18	67.46				15.20			
	Order Coordination for Unbundled Copper Loops (per loop)			UCL	UCLMC		7.92	7.92							
	2-Wire Unbundled Copper Loop/Long - without manual service inquiry and facility reservation - Zone 1		1	UCL	UCL2W	17.21	91.92	55.12				15.20			
	2-Wire Unbundled Copper Loop/Long - without manual service inquiry and facility reservation - Zone 2		2	UCL	UCL2W	24.98	91.92	55.12				15.20			
	2-Wire Unbundled Copper Loop/Long - without manual service inquiry and facility reservation - Zone 3		3	UCL	UCL2W	39.57	91.92	55.12				15.20			
	Order Coordination for Unbundled Copper Loops (per loop)			UCL	UCLMC		7.92	7.92							
	CLEC to CLEC Conversion Charge without outside dispatch (UCL-Des)			UCL	UREWO		91.92	42.47				15.20			
	4-WIRE COPPER LOOP														
	4-Wire Copper Loop/Short - including manual service inquiry and facility reservation - Zone 1		1	UCL	UCL4S	22.27	139.69	90.96				15.20			
	4-Wire Copper Loop/Short - including manual service inquiry and facility reservation - Zone 2		2	UCL	UCL4S	18.95	139.69	90.96				15.20			
	4-Wire Copper Loop/Short - including manual service inquiry and facility reservation - Zone 3		3	UCL	UCL4S	10.99	139.69	90.96				15.20			
	Order Coordination for Unbundled Copper Loops (per loop)			UCL	UCLMC		7.92	7.92							
	4-Wire Copper Loop/Short - without manual service inquiry and facility reservation - Zone 1		1	UCL	UCL4W	22.27	115.43	78.63				15.20			
	4-Wire Copper Loop/Short - without manual service inquiry and facility reservation - Zone 2		2	UCL	UCL4W	18.95	115.43	78.63				15.20			

UNBUNDLED NETWORK ELEMENTS - Louisiana										Attachment: 2		Exhibit: C	
CATEGORY	RATE ELEMENTS	Interim	Zone	BCS	USOC	RATES(\$)	Svc Order Submitted Elec per LSR	Svc Order Submitted Manually per LSR	Incremental Charge - Manual Svc Order vs. Electronic-1st	Incremental Charge - Manual Svc Order vs. Electronic-Add'l	Incremental Charge - Manual Svc Order vs. Electronic-Disc 1st	Incremental Charge - Manual Svc Order vs. Electronic-Disc Add'l	
													Rec
	4-Wire Copper Loop/Short - without manual service inquiry and facility reservation - Zone 3		3	UCL	UCL4W	10.99	115.43	78.63				15.20	
	Order Coordination for Unbundled Copper Loops (per loop)			UCL	UCLMC		7.92	7.92					
	4-Wire Unbundled Copper Loop/Long - includes manual svc. inquiry and facility reservation - Zone 1		1	UCL	UCL4L	26.17	139.69	90.96				15.20	
	4-Wire Unbundled Copper Loop/Long - includes manual svc. inquiry and facility reservation - Zone 2		2	UCL	UCL4L	28.47	139.69	90.96				15.20	
	4-Wire Unbundled Copper Loop/Long - includes manual svc. inquiry and facility reservation - Zone 3		3	UCL	UCL4L	62.93	139.69	90.96				15.20	
	Order Coordination for Unbundled Copper Loops (per loop)			UCL	UCLMC		7.92	7.92					
	4-Wire Unbundled Copper Loop/Long - without manual svc. inquiry and facility reservation - Zone 1		1	UCL	UCL4O	26.17	115.43	78.63				15.20	
	4-Wire Unbundled Copper Loop/Long - without manual svc. inquiry and facility reservation - Zone 2		2	UCL	UCL4O	28.47	115.43	78.63				15.20	
	4-Wire Unbundled Copper Loop/Long - without manual svc. inquiry and facility reservation - Zone 3		3	UCL	UCL4O	62.93	115.43	78.63				15.20	
	Order Coordination for Unbundled Copper Loops (per loop)			UCL	UCLMC		7.92	7.92					
	CLEC to CLEC Conversion Charge without outside dispatch (UCL-Des)			UCL	UREWO		91.92	42.47				15.20	
LOOP MODIFICATION													
	Unbundled Loop Modification, Removal of Load Coils - 2 Wire pair less than or equal to 18k ft			UAL, UHL, UCL, UEQ, ULS, UEA, UEANL, UDL, UDC, UDN, UDL, USL	ULM2L		0.00	0.00				15.20	
	Unbundled Loop Modification, Removal of Load Coils - 2 wire greater than 18k ft			UCL, ULS, UEQ	ULM2G		0.00	0.00				15.20	
	Unbundled Loop Modification Removal of Load Coils - 4 Wire less than or equal to 18K ft			UHL, UCL	ULM4L		0.00	0.00				15.20	
	Unbundled Loop Modification Removal of Load Coils - 4 Wire pair greater than 18k ft			UCL	ULM4G		0.00	0.00				15.20	
	Unbundled Loop Modification Removal of Bridged Tap Removal, per unbundled loop			UAL, UHL, UCL, UEQ, UEF, ULS, UEA, UEANL, UDL, UDC, UDN, UDL, USL	ULMBT		12.15	12.15				15.20	
SUB-LOOPS													
Sub-Loop Distribution													
	Sub-Loop - Per Cross Box Location - CLEC Feeder Facility Set-Up	I		UEANL	USBSA		144.09	144.09				15.20	
	Sub-Loop - Per Cross Box Location - Per 25 Pair Panel Set-Up	I		UEANL	USBSB		10.99	10.99				15.20	
	Sub-Loop - Per Building Equipment Room - CLEC Feeder Facility Set-Up	I		UEANL	USBSC		86.16	86.16				15.20	
	Sub-Loop - Per Building Equipment Room - Per 25 Pair Panel Set-Up	I		UEANL	USBSD		27.13	27.13				15.20	
	Sub-Loop Distribution Per 2-Wire Analog Voice Grade Loop - Zone 1	I	1	UEANL	USBN2	7.57	63.89	30.06				15.20	
	Sub-Loop Distribution Per 2-Wire Analog Voice Grade Loop - Zone 2	I	2	UEANL	USBN2	12.75	63.89	30.06				15.20	
	Sub-Loop Distribution Per 2-Wire Analog Voice Grade Loop - Zone 3	I	3	UEANL	USBN2	21.45	63.89	30.06				15.20	
	Order Coordination for Unbundled Sub-Loops, per sub-loop pair			UEANL	USBMC		7.92	7.92					
	Sub-Loop Distribution Per 4-Wire Analog Voice Grade Loop - Zone 1		1	UEANL	USBN4	11.76	76.75	42.92				15.20	
	Sub-Loop Distribution Per 4-Wire Analog Voice Grade Loop - Zone 2		2	UEANL	USBN4	16.84	76.75	42.92				15.20	
	Sub-Loop Distribution Per 4-Wire Analog Voice Grade Loop - Zone 3		3	UEANL	USBN4	19.27	76.75	42.92				15.20	

UNBUNDLED NETWORK ELEMENTS - Louisiana										Attachment: 2		Exhibit: C								
CATEGORY	RATE ELEMENTS	Interim	Zone	BCS	USOC	RATES(\$)	Svc Order Submitted Elec per LSR	Svc Order Submitted Manually per LSR	Incremental Charge - Manual Svc Order vs. Electronic-1st	Incremental Charge - Manual Svc Order vs. Electronic-Add'l	Incremental Charge - Manual Svc Order vs. Electronic-Disc 1st	Incremental Charge - Manual Svc Order vs. Electronic-Disc Add'l	OSS Rates(\$)							
													Rec	Nonrecurring		Nonrecurring Disconnect		SOMEc	SOMAN	SOMAN
													First	Add'l	First	Add'l				
	Order Coordination For Specified Conversion Time, per LSR			UEA	OCOSL															
	Unbundled Sub-Loop Feeder Loop, 4 Wire Ground-Start, Voice Grade - Zone 1		1	UEA	USBFD	21.44							103.69	67.31						15.20
	Unbundled Sub-Loop Feeder Loop, 4 Wire Ground-Start, Voice Grade - Zone 2		2	UEA	USBFD	24.66							103.69	67.31						15.20
	Unbundled Sub-Loop Feeder Loop, 4 Wire Ground Start, Voice Grade - Zone 3		3	UEA	USBFD	42.84							103.69	67.31						15.20
	Order Coordination For Specified Conversion Time, Per LSR			UEA	OCOSL															
	Unbundled Sub-Loop Feeder Loop, 4 Wire Loop-Start, Voice Grade - Zone 1		1	UEA	USBFE	21.44							103.69	67.31						15.20
	Unbundled Sub-Loop Feeder Loop, 4 Wire Loop-Start, Voice Grade - Zone 2		2	UEA	USBFE	24.66							103.69	67.31						15.20
	Unbundled Sub-Loop Feeder Loop, 4 Wire Loop-Start, Voice Grade - Zone 3		3	UEA	USBFE	42.84							103.69	67.31						15.20
	Order Coordination For Specified Conversion Time, Per LSR			UEA	OCOSL															
	Unbundled Sub-Loop Feeder Loop, 2 Wire ISDN BRI - Zone 1		1	UDN	USBFF	15.44														15.20
	Unbundled Sub-Loop Feeder Loop, 2-Wire ISDN BRI - Zone 2		2	UDN	USBFF	23.32														15.20
	Unbundled Sub-Loop Feeder Loop, 2-Wire ISDN BRI - Zone 3		3	UDN	USBFF	44.57														15.20
	Order Coordination For Specified Conversion Time, Per LSR			UDN	OCOSL															
	Unbundled Sub-Loop Feeder, 2 Wire UDC (IDSL compatible)		1	UDC	USBFS	15.44														15.20
	Unbundled Sub-Loop Feeder, 2 Wire UDC (IDSL compatible)		2	UDC	USBFS	23.32														15.20
	Unbundled Sub-Loop Feeder, 2 Wire UDC (IDSL compatible)		3	UDC	USBFS	44.57														15.20
	Unbundled Sub-Loop Feeder Loop, 4-Wire DS1 - Zone 1		1	USL	USBFG	55.38														15.20
	Unbundled Sub-Loop Feeder Loop, 4-Wire DS1 - Zone 2		2	USL	USBFG	167.83														15.20
	Unbundled Sub-Loop Feeder Loop, 4-Wire DS1 - Zone 3		3	USL	USBFG	469.87														15.20
	Order Coordination For Specified Conversion Time, Per LSR			USL	OCOSL															
	Unbundled Sub-Loop Feeder, 2-Wire Copper Loop - Zone 1		1	UCL	USBFH	6.96														15.20
	Unbundled Sub-Loop Feeder Loop, 2-Wire Copper Loop - Zone 2		2	UCL	USBFH	4.97														15.20
	Unbundled Sub-Loop Feeder Loop, 2-Wire Copper Loop - Zone 3		3	UCL	USBFH	3.99														15.20
	Order Coordination For Specified Conversion Time, per LSR			UCL	OCOSL															
	Sub-Loop Feeder - Per 4-Wire Copper Loop - Zone 1		1	UCL	USBFJ	15.68														15.20
	Sub-Loop Feeder - Per 4-Wire Copper Loop - Zone 2		2	UCL	USBFJ	9.68														15.20
	Sub-Loop Feeder - Per 4-Wire Copper Loop - Zone 3		3	UCL	USBFJ	6.39														15.20
	Order Coordination For Specified Conversion Time, per LSR			UCL	OCOSL															
	Sub-Loop Feeder - Per 4-Wire 19.2 Kbps Digital Grade Loop		1	UDL	USBFN	22.61														15.20
	Sub-Loop Feeder - Per 4-Wire 19.2 Kbps Digital Grade Loop		2	UDL	USBFN	22.87														15.20
	Sub-Loop Feeder - Per 4-Wire 19.2 Kbps Digital Grade Loop		3	UDL	USBFN	24.25														15.20
	Sub-Loop Feeder - Per 4-Wire 56 Kbps Digital Grade Loop - Zone 1		1	UDL	USBFO	22.61														15.20
	Sub-Loop Feeder - Per 4-Wire 56 Kbps Digital Grade Loop - Zone 2		2	UDL	USBFO	22.87														15.20
	Sub-Loop Feeder - Per 4-Wire 56 Kbps Digital Grade Loop - Zone 3		3	UDL	USBFO	24.25														15.20
	Order Coordination For Specified Time Conversion, per LSR			UDL	OCOSL															
	Sub-Loop Feeder - Per 4-Wire 64 Kbps Digital Grade Loop - Zone 1		1	UDL	USBFP	22.61														15.20
	Sub-Loop Feeder - Per 4-Wire 64 Kbps Digital Grade Loop - Zone 2		2	UDL	USBFP	22.87														15.20
	Sub-Loop Feeder - Per 4-Wire 64 Kbps Digital Grade Loop - Zone 3		3	UDL	USBFP	24.25														15.20
	Order Coordination For Specified Conversion Time, per LSR			UDL	OCOSL															
SUB-LOOPS																				
	Sub-Loop Feeder																			
	Sub Loop Feeder - DS3 - Per Mile Per Month		I	UE3	1L5SL	17.00														
	Sub Loop Feeder - DS3 - Facility Termination Per Month		I	UE3	USBF1	368.44														15.20
	Sub Loop Feeder - STS-1 - Per Mile Per Month		I	UDLSX	1L5SL	17.00														
	Sub Loop Feeder - STS-1 - Facility Termination Per Month		I	UDLSX	USBF7	395.92														15.20

UNBUNDLED NETWORK ELEMENTS - Louisiana										Attachment: 2		Exhibit: C											
CATEGORY	RATE ELEMENTS	Interim	Zone	BCS	USOC	RATES(\$)	Svc Order Submitted Elec per LSR	Svc Order Submitted Manually per LSR	Incremental Charge - Manual Svc Order vs. Electronic-1st	Incremental Charge - Manual Svc Order vs. Electronic-Add'l	Incremental Charge - Manual Svc Order vs. Electronic-Disc 1st	Incremental Charge - Manual Svc Order vs. Electronic-Disc Add'l	OSS Rates(\$)										
													Rec	Nonrecurring		Nonrecurring Disconnect		SOMEc	SOMAN	SOMAN	SOMAN	SOMAN	SOMAN
													First	Add'l	First	Add'l							
	Sub Loop Feeder - OC-3 - Per Mile Per Month	I		UDLO3	1L5SL	12.90																	
	Sub Loop Feeder - OC-3 - Facility Termination Protection Per Month	I		UDLO3	USBF5	60.45																	
	Sub Loop Feeder - OC-3 - Facility Termination Protection Per Month	I		UDLO3	USBF2	594.77	3,397.56	406.56				15.20											
	Sub Loop Feeder - OC-12 - Per Mile Per Month	I		UDL12	1L5SL	15.87																	
	Sub Loop Feeder - OC-12 - Facility Termination Protection Per Month	I		UDL12	USBF6	683.03																	
	Sub Loop Feeder - OC-12 - Facility Termination Protection Per Month	I		UDL12	USBF3	1,922.00	3,397.56	406.56				15.20											
	Sub Loop Feeder - OC-48 - Per Mile Per Month	I		UDL48	1L5SL	52.07																	
	Sub Loop Feeder - OC-48 - Facility Termination Protection Per Month	I		UDL48	USBF9	341.64																	
	Sub Loop Feeder - OC-48 - Facility Termination Protection Per Month	I		UDL48	USBF4	1,663.00	3,582.56	406.56				15.20											
	Sub Loop Feeder - OC-12 Interface On OC-48	I		UDL48	USBF8	385.45	803.80	406.56				15.20											
UNBUNDLED LOOP CONCENTRATION																							
	Unbundled Loop Concentration - System A (TR008)			ULC	UCT8A	374.26	316.00	316.00				15.20											
	Unbundled Loop Concentration - System B (TR008)			ULC	UCT8B	53.40	131.67	131.67				15.20											
	Unbundled Loop Concentration - System A (TR303)			ULC	UCT3A	412.08	316.00	316.00				15.20											
	Unbundled Loop Concentration - System B (TR303)			ULC	UCT3B	89.98	131.67	131.67				15.20											
	Unbundled Loop Concentration - DS1 Loop Interface Card			ULC	UCTCO	5.12	61.46	44.74				15.20											
	Unbundled Loop Concentration - ISDN Loop Interface (Brite Card)			UDN	ULCC1	8.12	10.23	10.18				15.20											
	Unbundled Loop Concentration - UDC Loop Interface (Brite Card)			UDC	ULCCU	8.12	10.23	10.18				15.20											
	Unbundled Loop Concentration - -2 Wire Voice-Loop Start or Ground Start Loop Interface (POTS Card)			UEA	ULCC2	2.03	10.23	10.18				15.20											
	Unbundled Loop Concentration - 2 Wire Voice - Reverse Battery Loop Interface (SPOTS Card)			UEA	ULCCR	12.07	10.23	10.18				15.20											
	Unbundled Loop Concentration - 4 Wire Voice Loop Interface (Specials Card)			UEA	ULCC4	7.20	10.23	10.18				15.20											
	Unbundled Loop Concentration - TEST CIRCUIT Card			ULC	UCTTC	35.19	10.23	10.18				15.20											
	Unbundled Loop Concentration - Digital 19.2 Kbps Data Loop Interface			UDL	ULCC7	10.67	10.23	10.18				15.20											
	Unbundled Loop Concentration - Digital 56 Kbps Data Loop Interface			UDL	ULCC5	10.67	10.23	10.18				15.20											
	Unbundled Loop Concentration - Digital 64 Kbps Data Loop Interface			UDL	ULCC6	10.67	10.23	10.18				15.20											
UNE OTHER, PROVISIONING ONLY - NO RATE																							
	NID - Dispatch and Service Order for NID installation			UENTW	UNDBX	0.00	0.00																
	UNTW Circuit Id Establishment, Provisioning Only - No Rate			UENTW	UENCE	0.00	0.00																
	Unbundled Contract Name, Provisioning Only - No Rate			UEANL,UEF,UEQ,UENTW	UNECN	0.00	0.00																
UNE OTHER, PROVISIONING ONLY - NO RATE																							
	Unbundled Contract Name, Provisioning Only - no rate			UAL,UCL,UDC,UDL,UDN,UEA,UHL,UCL	UNECN	0.00	0.00																
	Unbundled Sub-Loop Feeder-2 Wire Cross Box Jumper - no rate			UEA,UDN,UCL,UDC	USBFQ	0.00	0.00																
	Unbundled Sub-Loop Feeder-4 Wire Cross Box Jumper - no rate			UEA,USL,UCL,UDL	USBFR	0.00	0.00																
	Unbundled DS1 Loop - Superframe Format Option - no rate			USL	CCOSF	0.00	0.00																
	Unbundled DS1 Loop - Expanded Superframe Format option - no rate			USL	CCOEF	0.00	0.00																
HIGH CAPACITY UNBUNDLED LOCAL LOOP																							
	High Capacity Unbundled Local Loop - DS3 - Per Mile per month			UE3	1L5ND	10.04																	
	High Capacity Unbundled Local Loop - DS3 - Facility Termination per month			UE3	UE3PX	362.34	438.46	256.30				15.20											
	High Capacity Unbundled Local Loop - STS-1 - Per Mile per month			UDLSX	1L5ND	10.04																	

UNBUNDLED NETWORK ELEMENTS - Louisiana							Attachment: 2		Exhibit: C							
CATEGORY	RATE ELEMENTS	Interim	Zone	BCS	USOC	RATES(\$)	Svc Order Submitted Elec per LSR	Svc Order Submitted Manually per LSR	Incremental Charge - Manual Svc Order vs. Electronic-1st	Incremental Charge - Manual Svc Order vs. Electronic-Add'l	Incremental Charge - Manual Svc Order vs. Electronic-Disc 1st	Incremental Charge - Manual Svc Order vs. Electronic-Disc Add'l				
													Rec	Nonrecurring		Nonrecurring Disconnect
										SOMEc	SOMAN	SOMAN	SOMAN	SOMAN	SOMAN	
	High Capacity Unbundled Local Loop - STS-1 - Facility Termination per month			UDLSX	UDLS1	374.56		438.46	256.30							15.20
LOOP MAKE-UP																
	Loop Makeup - Preordering Without Reservation, per working or spare facility queried (Manual).			UMK	UMKLW			23.29	23.29							
	Loop Makeup - Preordering With Reservation, per spare facility queried (Manual).			UMK	UMKLP			24.70	24.70							
	Loop Makeup--With or Without Reservation, per working or spare facility queried (Mechanized)			UMK	PSUMK			0.19	0.19							
UNBUNDLED DEDICATED TRANSPORT																
NOTE: INTEROFFICE CHANNEL DEDICATED TRANSPORT - minimum billing period - below DS3=one month, DS3/STS-1=four months																
INTEROFFICE CHANNEL - DEDICATED TRANSPORT																
	Interoffice Channel - Dedicated Transport - 2-Wire Voice Grade - Per Mile per month			U1TVX	1L5XX	0.013										
	Interoffice Channel - Dedicated Transport- 2- Wire Voice Grade - Facility Termination			U1TVX	U1TV2	22.60		39.36	26.62							15.20
	Interoffice Channel - Dedicated Transport- 2-Wire Voice Grade Rev Bat. - Per Mile per month			U1TVX	1L5XX	0.013										
	Interoffice Channel - Dedicated Transport- 2- Wire VG Rev Bat. - Facility Termination			U1TVX	U1TR2	22.60		39.36	26.62							15.20
	Interoffice Channel - Dedicated Transport - 4-Wire Voice Grade - Per Mile per month			U1TVX	1L5XX	0.013										
	Interoffice Channel - Dedicated Transport - 4- Wire Voice Grade - Facility Termination			U1TVX	U1TV4	19.81		39.36	26.62							15.20
	Interoffice Channel - Dedicated Transport - 56 kbps - per mile per month			U1TDX	1L5XX	0.013										
	Interoffice Channel - Dedicated Transport - 56 kbps - Facility Termination			U1TDX	U1TD5	15.61		39.37	26.62							15.20
	Interoffice Channel - Dedicated Transport - 64 kbps - per mile per month			U1TDX	1L5XX	0.013										
	Interoffice Channel - Dedicated Transport - 64 kbps - Facility Termination			U1TDX	U1TD6	15.61		39.37	26.62							15.20
	Interoffice Channel - Dedicated Channel - DS1 - Per Mile per month			U1TD1	1L5XX	0.2652										
	Interoffice Channel - Dedicated Transport - DS1 - Facility Termination			U1TD1	U1TF1	70.47		86.69	79.44							15.20
	Interoffice Channel - Dedicated Transport - DS3 - Per Mile per month			U1TD3	1L5XX	6.04										
	Interoffice Channel - Dedicated Transport - DS3 - Facility Termination per month			U1TD3	U1TF3	850.45		270.69	158.05							15.20
	Interoffice Channel - Dedicated Transport - STS-1 - Per Mile per month			U1TS1	1L5XX	6.04										
	Interoffice Channel - Dedicated Transport - STS-1 - Facility Termination			U1TS1	U1TFS	830.19		270.69	158.05							15.20
LOCAL CHANNEL - DEDICATED TRANSPORT																
NOTE: LOCAL CHANNEL DEDICATED TRANSPORT - minimum billing period - below DS3=one month, DS3/STS-1=four months																
	Local Channel - Dedicated - 2-Wire Voice Grade			ULDVX	ULDV2	18.32		187.51	32.21							15.20
	Local Channel - Dedicated - 2-Wire Voice Grade Rev Bat			ULDVX	ULDR2	18.32		187.51	32.21							15.20
	Local Channel - Dedicated - 4-Wire Voice Grade			UNDVX	ULDV4	19.41		187.94	32.63							15.20
	Local Channel - Dedicated - DS1 - Zone 1		1	ULDD1	ULDF1	39.18		172.34	149.27							15.20
	Local Channel - Dedicated - DS1 - Zone 2		2	ULDD1	ULDF1	121.58		172.34	149.27							15.20
	Local Channel - Dedicated - DS1 - Zone 3		3	ULDD1	ULDF1	70.02		172.34	149.27							15.20
	Local Channel - Dedicated - DS3 - Per Mile per month			ULDD3	1L5NC	7.82										
	Local Channel - Dedicated - DS3 - Facility Termination			ULDD3	ULDF3	469.44		438.46	256.30							15.20
	Local Channel - Dedicated - STS-1- Per Mile per month			ULDS1	1L5NC	7.82										
	Local Channel - Dedicated - STS-1 - Facility Termination			ULDS1	ULDFS	457.22		438.46	256.30							15.20
DARK FIBER																
	Dark Fiber, Four Fiber Strands, Per Route Mile or Fraction Thereof per month - Local Channel			UDF	1L5DC	52.23										

UNBUNDLED NETWORK ELEMENTS - Louisiana										Attachment: 2		Exhibit: C								
CATEGORY	RATE ELEMENTS	Interim	Zone	BCS	USOC	RATES(\$)	Svc Order Submitted Elec per LSR	Svc Order Submitted Manually per LSR	Incremental Charge - Manual Svc Order vs. Electronic-1st	Incremental Charge - Manual Svc Order vs. Electronic-Add'l	Incremental Charge - Manual Svc Order vs. Electronic-Disc 1st	Incremental Charge - Manual Svc Order vs. Electronic-Disc Add'l	OSS Rates(\$)							
													Rec	Nonrecurring First	Nonrecurring Add'l	Nonrecurring Disconnect First	Nonrecurring Disconnect Add'l	SOMEc	SOMAN	SOMAN
	NRC Dark Fiber - Local Channel			UDF	UDFC4															
	Dark Fiber, Four Fiber Strands, Per Route Mile or Fraction Thereof per month - Interoffice Channel			UDF	1L5DF	25.28														
	NRC Dark Fiber - Interoffice Channel			UDF	UDF14															
	Dark Fiber, Four Fiber Strands, Per Route Mile or Fraction Thereof per month - Local Loop			UDF	1L5DL	52.23														
	NRC Dark Fiber - Local Loop			UDF	UDFL4															
8XX ACCESS TEN DIGIT SCREENING																				
	8XX Access Ten Digit Screening, Per Call			OHD		0.0006387														
	8XX Access Ten Digit Screening, Reservation Charge Per 8XX Number Reserved			OHD	N8R1X															
	8XX Access Ten Digit Screening, Per 8XX No. Established W/O POTS Translations			OHD																
	8XX Access Ten Digit Screening, Per 8XX No. Established With POTS Translations			OHD	N8FTX															
	8XX Access Ten Digit Screening, Customized Area of Service Per 8XX Number			OHD	N8FCX															
	8XX Access Ten Digit Screening, Multiple InterLATA CXR Routing Per CXR Requested Per 8XX No.			OHD	N8FMX															
	8XX Access Ten Digit Screening, Change Charge Per Request			OHD	N8FAX															
	8XX Access Ten Digit Screening, Call Handling and Destination Features			OHD	N8FDX															
	8XX Access Ten Digit Screening, w/ 8XX No. Delivery, per query			OHD		0.0006387														
	8XX Access Ten Digit Screening, w/ POTS No. Delivery, per query			OHD		0.0006387														
LINE INFORMATION DATA BASE ACCESS (LIDB)																				
	LIDB Common Transport Per Query			OQT		0.0000221														
	LIDB Validation Per Query			OQU		0.0135077														
	LIDB Originating Point Code Establishment or Change			OQT, OQU	NRPBX															
SIGNALING (CCS7)																				
	CCS7 Signaling Termination, Per STP Port			UDB	PT8SX	147.60														
	CCS7 Signaling Usage, Per TCAP Message			UDB		0.000064														
	CCS7 Signaling Connection, Per link (A link)			UDB	TPP++	15.77														
	CCS7 Signaling Connection, Per link (B link) (also known as D link)			UDB	TPP++	15.77														
	CCS7 Signaling Usage, Per ISUP Message			UDB		0.000016														
	CCS7 Signaling Usage Surrogate, per link per LATA			UDB	STU56	732.10														
	CCS7 Signaling Point Code, per Originating Point Code Establishment or Change, per STP affected			UDB	CCAPO															
	CCS7 Signaling Point Code, per Destination Point Code Establishment or Change, Per Stp Affected			UDB	CCAPD															
E911 SERVICE																				
	Local Channel - Dedicated - 2-wr Voice Grade - Zone 1					18.32														
	Local Channel - Dedicated - 2-wr Voice Grade - Zone 2					18.32														
	Local Channel - Dedicated - 2-wr Voice Grade - Zone 3					18.32														
	Interoffice Transport - Dedicated - 2-wr Voice Grade Per Mile					0.013														
	Interoffice Transport - Dedicated - 2-wr Voice Grade Per Facility Termination					22.60														
	Local Channel - Dedicated - DS1 - Zone 1					39.18														
	Local Channel - Dedicated - DS1 - Zone 2					121.58														
	Local Channel - Dedicated - DS1 - Zone 3					70.02														
	Interoffice Transport - Dedicated - DS1 Per Mile					0.2652														
	Interoffice Transport - Dedicated - DS1 Per Facility Termination					70.47														
CALLING NAME (CNAM) SERVICE																				
	CNAM For DB Owners - Service Establishment			OQV																
	CNAM For Non DB Owners - Service Establishment			OQV																

UNBUNDLED NETWORK ELEMENTS - Louisiana							Attachment: 2		Exhibit: C			
CATEGORY	RATE ELEMENTS	Interim	Zone	BCS	USOC	RATES(\$)	Svc Order Submitted Elec per LSR	Svc Order Submitted Manually per LSR	Incremental Charge - Manual Svc Order vs. Electronic-1st	Incremental Charge - Manual Svc Order vs. Electronic-Add'l	Incremental Charge - Manual Svc Order vs. Electronic-Disc 1st	Incremental Charge - Manual Svc Order vs. Electronic-Disc Add'l
	CNAM For DB Owners - Service Provisioning With Point Code Establishment			OQV								
	CNAM For Non DB Owners - Service Provisioning With Point Code Establishment			OQV								
	CNAM for DB Owners, Per Query			OQV		0.0010217						
	CNAM for Non DB Owners, Per Query			OQV		0.0010217						
LNP Query Service												
	LNP Charge Per query			OQV		0.0008559						
	LNP Service Establishment Manual											
	LNP Service Provisioning with Point Code Establishment											
OPERATOR CALL PROCESSING												
	Oper. Call Processing - Oper. Provided, Per Min. - Using BST LIDB					1.20						
	Oper. Call Processing - Oper. Provided, Per Min. - Using Foreign LIDB					1.24						
	Oper. Call Processing - Fully Automated, per Call - Using BST LIDB					0.20						
	Oper. Call Processing - Fully Automated, per Call - Using Foreign LIDB					0.20						
INWARD OPERATOR SERVICES												
	Inward Operator Services - Verification, Per Minute					1.15						
	Inward Operator Services - Verification and Emergency Interrupt - Per Minute					1.15						
BRANDING - OPERATOR CALL PROCESSING												
Facility based CLEC												
	Recording of Custom Branded OA Announcement				CBAOS	7,000.00	7,000.00					15.20
	Loading of Custom Branded OA Announcement per shelf/NAV per OCN				CBAOL	500.00	500.00					15.20
UNEP CLEC												
	Recording of Custom Branded OA Announcement					7,000.00	7,000.00					15.20
	Loading of Custom Branded OA Announcement per shelf/NAV per OCN					500.00	500.00					15.20
DIRECTORY ASSISTANCE SERVICES												
DIRECTORY ASSISTANCE ACCESS SERVICE												
	Directory Assistance Access Service Calls, Charge Per Call					0.275						
DIRECTORY ASSISTANCE CALL COMPLETION ACCESS SERVICE (DACC)												
	Directory Assistance Call Completion Access Service (DACC), Per Call Attempt					0.10						
DIRECTORY ASSISTANCE SERVICES												
DIRECTORY ASSISTANCE DATA BASE SERVICE (DADS)												
	Directory Assistance Data Base Service Charge Per Listing					0.04						
	Directory Assistance Data Base Service, per month				DBSOF	150.00						
BRANDING - DIRECTORY ASSISTANCE												
Facility Based CLEC												
	Recording and Provisioning of DA Custom Branded Announcement			AMT	CBADA	6,000.00	6,000.00					15.20
	Loading of Custom Branded Announcement per Switch			AMT	CBADC	1,170.00	1,170.00					15.20
UNEP CLEC												
	Recording of DA Custom Branded Announcement					3,000.00	3,000.00					15.20
	Loading of DA Custom Branded Announcement per Switch per OCN					1,170.00	1,170.00					15.20
SELECTIVE ROUTING												
	Selective Routing Per Unique Line Class Code Per Request Per Switch				USRRCR	82.25	82.25					15.20
VIRTUAL COLLOCATION												
	Virtual Collocation - Application Cost			AMTFS	EAF	1,770.40						15.20
	Virtual Collocation - Cable Installation Cost, per cable			AMTFS	ESPCX	841.54						15.20
	Virtual Collocation - Floor Space, per sq. ft.			AMTFS	ESPVX	3.20						
	Virtual Collocation - Power, per fused amp			AMTFS	ESPAX	8.32						

UNBUNDLED NETWORK ELEMENTS - Louisiana										Attachment: 2		Exhibit: C				
CATEGORY	RATE ELEMENTS	Interim	Zone	BCS	USOC	RATES(\$)	Svc Order Submitted Elec per LSR	Svc Order Submitted Manually per LSR	Incremental Charge - Manual Svc Order vs. Electronic-1st	Incremental Charge - Manual Svc Order vs. Electronic-Add'l	Incremental Charge - Manual Svc Order vs. Electronic-Disc 1st	Incremental Charge - Manual Svc Order vs. Electronic-Disc Add'l				
													Rec	Nonrecurring		Nonrecurring Disconnect
										SOMEc	SOMAN	SOMAN	SOMAN	SOMAN	SOMAN	
	Virtual Collocation - Cable Support Structure, per entrance cable			AMTFS	ESPSX	16.02										
	Virtual Collocation - 2-wire Cross Connects (loop)			UEANL,UEA,UDN,U DC,UAL,UHL,UCL,U EQ, AMTFS, UDL, UNCVX, UNCDX, UNCNX	UEAC2	0.0296		11.94	11.46		15.20					
	Virtual Collocation - 4-wire Cross Connects (loop)			UEA,UHL,UCL,UDL, AMTFS, UAL, UDN, UNCVX, UNCDX	UEAC4	0.0591		12.04	11.53		15.20					
	Virtual Collocation - 2-Fiber Cross Connects			AMTFS,UDL12, UDLO3, U1T48, U1T12, U1T03, ULDO3, ULD12, ULD48, UDF	CNC2F	2.65		20.29	14.76		15.20					
	Virtual Collocation - 4-Fiber Cross Connects			AMTFS,UDL12, UDLO3, U1T48, U1T12, U1T03, ULDO3, ULD12, ULD48, UDF	CNC4F	5.31		24.81	19.29		15.20					
	Virtual collocation - Special Access & UNE, cross-connect per DS1			USL,UCL,AMTFS, ULR, UXTD1, UNC1X, ULDD1, U1TD1, USLEL, UNLD1	CNC1X	1.04		21.39	15.47		15.20					
	Virtual collocation - Special Access & UNE, cross-connect per DS3			USL,UCL,AMTFS,U E3, U1TD3, UXTS1, UXTD3, UNC3X, UNCSX, ULDD3, U1TS1, ULDS1, UDLSX, UNLD3	CND3X	13.21		20.28	14.76		15.20					
	Virtual Collocation - Co-Carrier Cross Connects - Fiber Cable Support Structure, per linear foot			AMTFS	VE1CB	0.0024										
	Virtual Collocation - Co-Carrier Cross Connects - Copper/Coax Cable Support Structure, per linear ft			AMTFS	VE1CD	0.0036										
	Virtual Collocation - Co-Carrier Cross Connects - Fiber Cable Support Structure,per cable			AMTFS	VE1CC			534.79			15.20					
	Virtual Collocation - Co-Carrier Cross Connects - Copper/Coax Cable Support Structure, per cable			AMTFS	VE1CE			534.79			15.20					
	Virtual Collocation Cable Records - per request			AMTFS	VE1BA	10.97										
	Virtual Collocation Cable Records - VG/DS0 Cable, per cable record			AMTFS	VE1BB	5.29										
	Virtual Collocation Cable Records - VG/DS0 Cable, per each 100 pair			AMTFS	VE1BC	0.08										
	Virtual Collocation Cable Records - DS1, per T1TIE			AMTFS	VE1BD	0.04										
	Virtual Collocation Cable Records - DS3, per T3TIE			AMTFS	VE1BE	0.13										
	Virtual Collocation Cable Records - Fiber Cable, per 99 fiber records			AMTFS	VE1BF	1.37										
	Virtual collocation - Security Escort - Basic, per half hour			AMTFS	SPTBX			16.44	10.42		15.20					
	Virtual collocation - Security Escort - Overtime, per half hour			AMTFS	SPTOX			21.41	13.45		15.20					
	Virtual collocation - Security Escort - Premium, per half hour			AMTFS	SPTPX			26.38	16.49		15.20					
	Virtual collocation - Maintenance in CO - Basic, per half hour			AMTFS	CTRLX			27.12	10.42		15.20					
	Virtual collocation - Maintenance in CO - Overtime, per half hour			AMTFS	SPTOM			35.42	13.45		15.20					
	Virtual collocation - Maintenance in CO - Premium per half hour			AMTFS	SPTPM			43.72	16.49		15.20					
VIRTUAL COLLOCATION																

UNBUNDLED NETWORK ELEMENTS - Louisiana										Attachment: 2		Exhibit: C			
CATEGORY	RATE ELEMENTS	Interim	Zone	BCS	USOC	RATES(\$)				Svc Order Submitted Elec per LSR	Svc Order Submitted Manually per LSR	Incremental Charge - Manual Svc Order vs. Electronic-1st	Incremental Charge - Manual Svc Order vs. Electronic-Add'l	Incremental Charge - Manual Svc Order vs. Electronic-Disc 1st	Incremental Charge - Manual Svc Order vs. Electronic-Disc Add'l
						Rec	Nonrecurring		Nonrecurring Disconnect						
							First	Add'l	First	Add'l	SOMEc	SOMAN	SOMAN	SOMAN	SOMAN
	AIN Toolkit Service - Monthly report - Per AIN Toolkit Service Subscription			CAM	BAPMS	10.90	7.60	7.60				15.20			
	AIN Toolkit Service - Special Study - Per AIN Toolkit Service Subscription			CAM	BAPLS	2.80	8.41	8.41				15.20			
	AIN Toolkit Service - Call Event Report - Per AIN Toolkit Service Subscription			CAM	BAPDS	8.20	7.60	7.60				15.20			
	AIN Toolkit Service - Call Event Special Study - Per AIN Toolkit Service Subscription			CAM	BAPES	0.09	8.41	8.41				15.20			
ENHANCED EXTENDED LINK (EELs)															
NOTE: New Density Zone 1 EELs are available in the following MSAs: Orlando, FL; Miami, FL; Ft. Lauderdale, FL; Atlanta, Ga; New Orleans, LA,															
NOTE: Charlotte-Gastonia-Rockhill, NC; Greensboro-Winston Salem-High Point, NC; and Nashville, TN.															
NOTE: in all states, EEL network elements shown below also apply to currently combined facilities which are converted to UNE rates. A Switch As Is Charge applies to currently combined facilities converted to UNEs.(Non-recurring rates do not apply.)															
NOTE: in All States the EEL network elements apply to ordinarily combined network elements.(No Switch As Is Charge.) When ordering ordinarily combined network elements, Non-recurring rates do apply.															
2-WIRE VOICE GRADE EXTENDED LOOP WITH DEDICATED DS1 INTEROFFICE TRANSPORT (EEL)															
	First 2-Wire VG Loop(SL2) in a DS1 Interofficed Transport Combination - Zone 1		1	UNCVX	UEAL2	14.93	94.21	45.09				15.20			
	First 2-Wire VG Grade Loop(SL2) in a DS1 Interofficed Transport Combination - Zone 2		2	UNCVX	UEAL2	25.35	94.21	45.09				15.20			
	First 2-Wire VG Grade Loop(SL2) in a DS1 Interofficed Transport Combination - Zone 3		3	UNCVX	UEAL2	50.46	94.21	45.09				15.20			
	Interoffice Transport - Dedicated - DS1 combination - Per Mile per month			UNC1X	1L5XX	0.2652									
	Interoffice Transport - Dedicated - DS1 combination - Facility Termination per month			UNC1X	U1TF1	70.47	143.58	103.88				15.20			
	DS1 Channelization System Per Month			UNC1X	MQ1	105.09	59.97	12.96				15.20			
	Voice Grade COCI - DS1 To Ds0 Interface - Per Month			UNCVX	1D1VG	0.6497	5.91	4.26							
	Each Additional 2-Wire VG Loop(SL 2) in the same DS1 Interoffice Transport Combination - Zone 1		1	UNCVX	UEAL2	14.93	94.21	45.09				15.20			
	Each Additional 2-Wire VG Loop(SL2) in the same DS1 Interoffice Transport Combination - Zone 2		2	UNCVX	UEAL2	25.35	94.21	45.09				15.20			
	Each Additional 2-Wire VG Loop(SL2) in the same DS1 Interoffice Transport Combination - Zone 3		3	UNCVX	UEAL2	50.46	94.21	45.09				15.20			
	Voice Grade COCI - DS1 to DS0 Channel System combination - per month			UNCVX	1D1VG	0.6497	5.91	4.26							
	Nonrecurring Currently Combined Network Elements Switch -As-Is Charge			UNC1X	UNCCC		5.43	5.43				15.20			
4-WIRE VOICE GRADE EXTENDED LOOP WITH DEDICATED DS1 INTEROFFICE TRANSPORT (EEL)															
	First 4-Wire Analog Voice Grade Loop in a DS1 Interoffice Transport Combination - Zone 1		1	UNCVX	UEAL4	30.81	94.21	45.09				15.20			
	First 4-Wire Analog Voice Grade Loop in a DS1 Interoffice Transport Combination - Zone 2		2	UNCVX	UEAL4	38.32	94.21	45.09				15.20			
	First 4-Wire Analog Voice Grade Loop in a DS1 Interoffice Transport Combination - Zone 3		3	UNCVX	UEAL4	60.39	94.21	45.09				15.20			
	Interoffice Transport - Dedicated - DS1 combination - Per Mile Per Month			UNC1X	1L5XX	0.2652									
	Interoffice Transport - Dedicated - DS1 - Facility Termination Per Month			UNC1X	U1TF1	70.47	143.58	103.88				15.20			
	Channelization - Channel System DS1 to DS0 combination Per Month			UNC1X	MQ1	105.09	59.97	12.96				15.20			
	Voice Grade COCI - DS1 to DS0 Channel System combination - per month			UNCVX	1D1VG	0.6497	5.91	4.26							
	Additional 4-Wire Analog Voice Grade Loop in same DS1 Interoffice Transport Combination - Zone 1		1	UNCVX	UEAL4	30.81	94.21	45.09				15.20			
	Additional 4-Wire Analog Voice Grade Loop in same DS1 Interoffice Transport Combination - Zone 2		2	UNCVX	UEAL4	38.32	94.21	45.09				15.20			
	Additional 4-Wire Analog Voice Grade Loop in same DS1 Interoffice Transport Combination - Zone 3		3	UNCVX	UEAL4	60.39	94.21	45.09				15.20			
	Voice Grade COCI - DS1 to DS0 Channel System combination - per month			UNCVX	1D1VG	0.6497	5.91	4.26							

UNBUNDLED NETWORK ELEMENTS - Louisiana							Attachment: 2		Exhibit: C						
CATEGORY	RATE ELEMENTS	Interim	Zone	BCS	USOC	RATES(\$)	Svc Order Submitted Elec per LSR	Svc Order Submitted Manually per LSR	Incremental Charge - Manual Svc Order vs. Electronic-1st	Incremental Charge - Manual Svc Order vs. Electronic-Add'l	Incremental Charge - Manual Svc Order vs. Electronic-Disc 1st	Incremental Charge - Manual Svc Order vs. Electronic-Disc Add'l			
													Rec	Nonrecurring	
										SOMEc	SOMAN	SOMAN	SOMAN	SOMAN	SOMAN
	Interoffice Transport - Dedicated - DS1 combination - Per Mile Per Month			UNC1X	1L5XX	0.2652									
	Interoffice Transport - Dedicated - DS1 combination - Facility Termination Per Month			UNC1X	U1TF1	70.47	143.58	103.88			15.20				
	Nonrecurring Currently Combined Network Elements Switch -As-Is Charge			UNC1X	UNCCC		5.43	5.43			15.20				
4-WIRE DS1 DIGITAL EXTENDED LOOP WITH DEDICATED DS3 INTEROFFICE TRANSPORT (EEL)															
	First DS1Loop in DS3 Interoffice Transport Combination - Zone 1		1	UNC1X	USLXX	85.70	169.22	100.89			15.20				
	First DS1Loop in DS3 Interoffice Transport Combination - Zone 2		2	UNC1X	USLXX	194.96	169.22	100.89			15.20				
	First DS1Loop in DS3 Interoffice Transport Combination - Zone 3		3	UNC1X	USLXX	491.94	169.22	100.89			15.20				
	Interoffice Transport - Dedicated - DS3 combination - Per Mile Per Month			UNC3X	1L5XX	6.04									
	Interoffice Transport - Dedicated - DS3 - Facility Termination per month			UNC3X	U1TF3	850.45	296.68	121.16			15.20				
	DS3 to DS1 Channel System combination per month			UNC3X	MQ3	201.48	107.05	48.07							
	DS3 Interface Unit (DS1 COC) combination per month			UNC1X	UC1D1	11.78	5.91	4.26							
	Additional DS1Loop in DS3 Interoffice Transport Combination - Zone 1		1	UNC1X	USLXX	85.70	169.22	100.89			15.20				
	Additional DS1Loop in DS3 Interoffice Transport Combination - Zone 2		2	UNC1X	USLXX	194.96	169.22	100.89			15.20				
	Additional DS1Loop in DS3 Interoffice Transport Combination - Zone 3		3	UNC1X	USLXX	491.94	169.22	100.89			15.20				
	DS3 Interface Unit (DS1 COC) combination per month			UNC1X	UC1D1	11.78	5.91	4.26							
	Nonrecurring Currently Combined Network Elements Switch -As-Is Charge			UNC3X	UNCCC		5.43	5.43			15.20				
2-WIRE VOICE GRADE EXTENDED LOOP/ 2 WIRE VOICE GRADE INTEROFFICE TRANSPORT (EEL)															
	2-WireVG Loop used with 2-wire VG Interoffice Transport Combination - Zone 1		1	UNCVX	UEAL2	14.93	94.21	45.09			15.20				
	2-WireVG Loop used with 2-wire VG Interoffice Transport Combination - Zone 2		2	UNCVX	UEAL2	25.35	94.21	45.09			15.20				
	2-WireVG Loop used with 2-wire VG Interoffice Transport Combination - Zone 3		3	UNCVX	UEAL2	50.46	94.21	45.09			15.20				
	Interoffice Transport - Dedicated - 2-wire VG combination - Per Mile Per Month			UNCVX	1L5XX	0.013									
	Interoffice Transport - Dedicated - 2- Wire Voice Grade combination - Facility Termination per month			UNCVX	U1TV2	22.60	72.60	41.75			15.20				
	Nonrecurring Currently Combined Network Elements Switch -As-Is Charge			UNCVX	UNCCC		5.43	5.43			15.20				
4-WIRE VOICE GRADE EXTENDED LOOP/ 4 WIRE VOICE GRADE INTEROFFICE TRANSPORT (EEL)															
	4-WireVG Loop used with 4-wire VG Interoffice Transport Combination - Zone 1		1	UNCVX	UEAL4	30.81	94.21	45.09			15.20				
	4-WireVG Loop used with 4-wire VG Interoffice Transport Combination - Zone 2		2	UNCVX	UEAL4	38.32	94.21	45.09			15.20				
	4-WireVG Loop used with 4-wire VG Interoffice Transport Combination - Zone 3		3	UNCVX	UEAL4	60.39	94.21	45.09			15.20				
	Interoffice Transport - Dedicated - 4-wire VG combination - Per Mile Per Month			UNCVX	1L5XX	0.013									
	Interoffice Transport - Dedicated - 4- Wire Voice Grade combination - Facility Termination per month			UNCVX	U1TV4	19.81	72.60	41.75			15.20				
	Nonrecurring Currently Combined Network Elements Switch -As-Is Charge			UNCVX	UNCCC		5.43	5.43			15.20				
DS3 DIGITAL EXTENDED LOOP WITH DEDICATED DS3 INTEROFFICE TRANSPORT (EEL)															
	High Capacity Unbundled Local Loop - DS3 combination - Per Mile per month			UNC3X	1L5ND	10.04									
	High Capacity Unbundled Local Loop - DS3 combination - Facility Termination per month			UNC3X	UE3PX	362.34	188.45	125.51							

UNBUNDLED NETWORK ELEMENTS - Louisiana										Attachment: 2		Exhibit: C								
CATEGORY	RATE ELEMENTS	Interim	Zone	BCS	USOC	RATES(\$)	Svc Order Submitted Elec per LSR	Svc Order Submitted Manually per LSR	Incremental Charge - Manual Svc Order vs. Electronic-1st	Incremental Charge - Manual Svc Order vs. Electronic-Add'l	Incremental Charge - Manual Svc Order vs. Electronic-Disc 1st	Incremental Charge - Manual Svc Order vs. Electronic-Disc Add'l	OSS Rates(\$)							
													Rec	Nonrecurring		Nonrecurring Disconnect		SOMEc	SOMAN	SOMAN
	Interoffice Transport - Dedicated - DS3 - Per Mile per month			UNC3X	1L5XX	6.04														
	Interoffice Transport - Dedicated - DS3 combination - Facility Termination per per month			UNC3X	U1TF3	850.45							15.20							
	Nonrecurring Currently Combined Network Elements Switch -As-Is Charge			UNC3X	UNCCC				5.43	5.43			15.20							
STS1 DIGITAL EXTENDED LOOP WITH DEDICATED STS1 INTEROFFICE TRANSPORT (EEL)																				
	High Capacity Unbundled Local Loop - STS1 combination - Per Mile per month			UNCSX	1L5ND	10.04														
	High Capacity Unbundled Local Loop - STS1 combination - Facility Termination per month			UNCSX	UDLS1	374.56			188.45	125.51										
	Interoffice Transport - Dedicated - STS1 combination - Per Mile per month			UNCSX	1L5XX	6.04														
	Interoffice Transport - Dedicated - STS1 combination - Facility Termination per month			UNCSX	U1TFS	830.19			296.68	121.16			15.20							
	Nonrecurring Currently Combined Network Elements Switch -As-Is Charge			UNCSX	UNCCC				5.43	5.43			15.20							
2-WIRE ISDN EXTENDED LOOP WITH DS1 INTEROFFICE TRANSPORT (EEL)																				
	First 2-Wire ISDN Loop in a DS1 Interoffice Combination Transport - Zone 1		1	UNCNX	U1L2X	22.09			94.21	45.09			15.20							
	First 2-Wire ISDN Loop in a DS1 Interoffice Combination Transport - Zone 2		2	UNCNX	U1L2X	35.28			94.21	45.09			15.20							
	First 2-Wire ISDN Loop in a DS1 Interoffice Combination Transport - Zone 3		3	UNCNX	U1L2X	65.18			94.21	45.09			15.20							
	Interoffice Transport - Dedicated - DS1 combination - Per Mile			UNC1X	1L5XX	0.2652														
	Interoffice Transport - Dedicated - DS1 combination - Facility Termination per month			UNC1X	U1TF1	70.47			143.58	103.88			15.20							
	Channelization - Channel System DS1 to DS0 combination - per month			UNC1X	MQ1	105.09			59.97	12.96										
	2-wire ISDN COCI (BRITE) - DS1 to DS0 Channel System combination - per month			UNCNX	UC1CA	2.96			5.91	4.26										
	Additional 2-wire ISDN Loop in same DS1Interoffice Transport Combination - Zone 1		1	UNCNX	U1L2X	22.09			94.21	45.09			15.20							
	Additional 2-wire ISDN Loop in same DS1Interoffice Transport Combination - Zone 2		2	UNCNX	U1L2X	35.28			94.21	45.09			15.20							
	Additional 2-wire ISDN Loop in same DS1Interoffice Transport Combination - Zone 3		3	UNCNX	U1L2X	65.18			94.21	45.09			15.20							
	2-wire ISDN COCI (BRITE) - DS1 to DS0 Channel System combination- per month			UNCNX	UC1CA	2.96			5.91	4.26										
	Nonrecurring Currently Combined Network Elements Switch -As-Is Charge			UNC1X	UNCCC				5.43	5.43			15.20							
4-WIRE DS1 DIGITAL EXTENDED LOOP WITH DEDICATED STS-1 INTEROFFICE TRANSPORT (EEL)																				
	First DS1 Loop in STS1 Interoffice Transport Combination - Zone 1		1	UNC1X	USLXX	85.70			169.22	100.89			15.20							
	First DS1 Loop in STS1 Interoffice Transport Combination - Zone 2		2	UNC1X	USLXX	194.96			169.22	100.89			15.20							
	First DS1 Loop in STS1 Interoffice Transport Combination - Zone 3		3	UNC1X	USLXX	491.94			169.22	100.89			15.20							
	Interoffice Transport - Dedicated - STS1 combination - Per Mile Per Month			UNCSX	1L5XX	6.04														
	Interoffice Transport - Dedicated - STS1 combination - Facility Termination			UNCSX	U1TFS	830.19			296.68	121.16			15.20							
	STS1 to DS1 Channel System combination per month			UNCSX	MQ3	201.48			107.05	48.07										
	DS3 Interface Unit (DS1 COCI) combination per month			UNC1X	UC1D1	11.78			5.91	4.26										
	Additional DS1Loop in STS1 Interoffice Transport Combination - Zone 1		1	UNC1X	USLXX	85.70			169.22	100.89			15.20							
	Additional DS1Loop in STS1 Interoffice Transport Combination - Zone 2		2	UNC1X	USLXX	194.96			169.22	100.89			15.20							
	Additional DS1Loop in STS1 Interoffice Transport Combination - Zone 3		3	UNC1X	USLXX	491.94			169.22	100.89			15.20							

UNBUNDLED NETWORK ELEMENTS - Louisiana										Attachment: 2		Exhibit: C							
CATEGORY	RATE ELEMENTS	Interim	Zone	BCS	USOC	RATES(\$)	Svc Order Submitted Elec per LSR	Svc Order Submitted Manually per LSR	Incremental Charge - Manual Svc Order vs. Electronic-1st	Incremental Charge - Manual Svc Order vs. Electronic-Add'l	Incremental Charge - Manual Svc Order vs. Electronic-Disc 1st	Incremental Charge - Manual Svc Order vs. Electronic-Disc Add'l	OSS Rates(\$)						
													Rec	Nonrecurring First	Nonrecurring Add'l	Nonrecurring Disconnect First	Nonrecurring Disconnect Add'l	SOMEc	SOMAN
	DS3 Interface Unit (DS1 COC) combination per month			UNC1X	UC1D1	11.78													
	Nonrecurring Currently Combined Network Elements Switch -As-Is Charge			UNCSX	UNCCC								15.20						
4-WIRE 56 KBPS DIGITAL EXTENDED LOOP WITH 56 KBPS INTEROFFICE TRANSPORT (EEL)																			
	4-wire 56 kbps Loop/4-wire 56 kbps Interoffice Transport Combination - Zone 1		1	UNCDX	UDL56	30.99													
	4-wire 56 kbps Loop/4-wire 56 kbps Interoffice Transport Combination - Zone 2		2	UNCDX	UDL56	36.78													
	4-wire 56 kbps Loop/4-wire 56 kbps Interoffice Transport Combination - Zone 3		3	UNCDX	UDL56	38.92													
	Interoffice Transport - Dedicated - 4-wire 56 kbps combination - Per Mile			UNCDX	1L5XX	0.013													
	Interoffice Transport - Dedicated - 4-wire 56 kbps combination - Facility Termination			UNCDX	U1TD5	15.61													
	Nonrecurring Currently Combined Network Elements Switch -As-Is Charge			UNCDX	UNCCC														
4-WIRE 64 KBPS DIGITAL EXTENDED LOOP WITH 64 KBPS INTEROFFICE TRANSPORT (EEL)																			
	4-wire 64 kbps Loop/4-wire 64 kbps Interoffice Transport Combination - Zone 1		1	UNCDX	UDL64	30.99													
	4-wire 64 kbps Loop/4-wire 64 kbps Interoffice Transport Combination - Zone 2		2	UNCDX	UDL64	36.78													
	4-wire 64 kbps Loop/4-wire 64 kbps Interoffice Transport Combination - Zone 3		3	UNCDX	UDL64	38.92													
	Interoffice Transport - Dedicated - 4-wire 64 kbps combination - Per Mile			UNCDX	1L5XX	0.013													
	Interoffice Transport - Dedicated - 4-wire 64 kbps combination - Facility Termination			UNCDX	U1TD6	15.61													
	Nonrecurring Currently Combined Network Elements Switch -As-Is Charge			UNCDX	UNCCC														
ADDITIONAL NETWORK ELEMENTS																			
When used as a part of a currently combined facility, the non-recurring charges do not apply, but a Switch As Is charge does apply.																			
When used as ordinarily combined network elements in All States, the non-recurring charges apply and the Switch As Is Charge does not.																			
Nonrecurring Currently Combined Network Elements "Switch As Is" Charge (One applies to each combination)																			
	Nonrecurring Currently Combined Network Elements Switch -As-Is Charge - 2 wire/4-Wire VG			UNCVX	UNCCC														
	Nonrecurring Currently Combined Network Elements Switch -As-Is Charge - 56/64 kbps			UNCDX	UNCCC														
	Nonrecurring Currently Combined Network Elements Switch -As-Is Charge - DS1			UNC1X	UNCCC														
	Nonrecurring Currently Combined Network Elements Switch -As-Is Charge - DS3			UNC3X	UNCCC														
	Nonrecurring Currently Combined Network Elements Switch -As-Is Charge - STS1			UNCSX	UNCCC														
NOTE: Local Channel - Dedicated Transport - minimum billing period - Below DS3=one month, DS3 and above=four months																			
	Local Channel - Dedicated - 2-Wire Voice Grade			UNCXV	ULDV2	18.32													
	Local Channel - Dedicated - 4-Wire Voice Grade			UNCXV	ULDV4	19.41													
	Local Channel - Dedicated - DS1 per month Zone 1		1	UNC1X	ULDF1	39.18													
	Local Channel - Dedicated -DS1 Per Month Zone 2		2	UNC1X	ULDF1	121.58													
	Local Channel - Dedicated - DS1- Per Month Zone 3		3	UNC1X	ULDF1	70.02													
	Local Channel - Dedicated - DS3 - Per Mile per month			UNC3X	1L5NC	7.82													
	Local Channel - Dedicated - DS3 - Facility Termination			UNC3X	ULDF3	469.44													
	Local Channel - Dedicated - STS-1- Per Mile per month			UNCSX	1L5NC	7.82													
	Local Channel - Dedicated - STS-1 - Facility Termination			UNCSX	ULDFS	457.22													
Optional Features & Functions:																			
MULTIPLEXERS																			
	Channelization - DS1 to DS0 Channel System			UXTD1	MQ1	105.09													
	OCU-DP COCI (data) - DS1 to DS0 Channel System - per month (2.4-64kbs)			UDL	1D1DD	1.38													

UNBUNDLED NETWORK ELEMENTS - Louisiana										Attachment: 2		Exhibit: C									
CATEGORY	RATE ELEMENTS	Interim	Zone	BCS	USOC	RATES(\$)	Svc Order Submitted Elec per LSR	Svc Order Submitted Manually per LSR	Incremental Charge - Manual Svc Order vs. Electronic-1st	Incremental Charge - Manual Svc Order vs. Electronic-Add'l	Incremental Charge - Manual Svc Order vs. Electronic-Disc 1st	Incremental Charge - Manual Svc Order vs. Electronic-Disc Add'l	OSS Rates(\$)								
													Rec	Nonrecurring		Nonrecurring Disconnect		SOMEc	SOMAN	SOMAN	SOMAN
													First	Add'l	First	Add'l					
	2-wire ISDN COCI (BRITE) - DS1 to DS0 Channel System - per month			UDN	UC1CA	2.96							6.39	4.58						15.20	
	Voice Grade COCI - DS1 to DS0 Channel System - per month			UEA	1D1VG	0.6497							6.39	4.58						15.20	
	DS3 to DS1 Channel System per month			UXTD3	MQ3	201.48							172.99	91.25						15.20	
	STS1 to DS1 Channel System per month			UXTS1	MQ3	201.48							172.99	91.25						15.20	
	DS3 Interface Unit (DS1 COCI) used with Loop per month			USL	UC1D1	11.78							6.39	4.58						15.20	
	DS3 Interface Unit (DS1 COCI) used with Local Channel per month			ULDD1	UC1D1	11.78							6.39	4.58							
	DS3 Interface Unit (DS1 COCI) used with Interoffice Channel per month			U1TD1	UC1D1	11.78							6.39	4.58							
Access to DCS - Customer Reconfiguration (FlexServ)																					
UNBUNDLED LOCAL EXCHANGE SWITCHING(PORTS)																					
Exchange Ports																					
NOTE: Although the Port Rate includes all available features in GA, KY, LA & TN, the desired features will need to be ordered using retail USOCs																					
2-WIRE VOICE GRADE LINE PORT RATES (RES)																					
	Exchange Ports - 2-Wire Analog Line Port- Res.			UEPSR	UEPRL	1.52							2.31	2.21						15.20	
	Exchange Ports - 2-Wire Analog Line Port with Caller ID - Res.			UEPSR	UEPRC	1.52							2.31	2.21						15.20	
	Exchange Ports - 2-Wire Analog Line Port outgoing only - Res.			UEPSR	UEPRO	1.52							2.31	2.21						15.20	
	Exchange Ports - 2-Wire VG unbundled LA extended local dialing parity Port with Caller ID - Res.			UEPSR	UEPAS	1.52							2.31	2.21						15.20	
	Exchange Ports - 2-Wire VG unbundled Louisiana Area Plus with Caller ID - Res (RUL)			UEPSR	UEPAG	1.52							2.31	2.21						15.20	
	Exchange Ports - 2-Wire VG unbundled res, low usage line port with Caller ID (LUM)			UEPSR	UEPAP	1.52							2.31	2.21						15.20	
	Exchange Ports - 2-Wire VG Louisiana Residence Dialing Plan without Caller ID			UEPSR	UEPWG	1.52							2.31	2.21						15.20	
	Exchange Ports - 2-Wire VG Louisiana Residence Area Plus without Caller ID			UEPSR	UEPRQ	1.52							2.31	2.21						15.20	
	2-Wire voice unbundled Low Usage Line Port without Caller ID Capability			UEPSR	UEPRT	1.52							2.31	2.21						15.20	
	Subsequent Activity			UEPSR	USASC	0.00							0.00	0.00						15.20	
FEATURES																					
	All Available Vertical Features			UEPSR	UEPVF	0.00							0.00	0.00						15.20	
2-WIRE VOICE GRADE LINE PORT RATES (BUS)																					
	Exchange Ports - 2-Wire Analog Line Port without Caller ID - Bus			UEPSB	UEPBL	1.52							2.31	2.21						15.20	
	Exchange Ports - 2-Wire VG unbundled Line Port with unbundled port with Caller+E484 ID - Bus.			UEPSB	UEPBC	1.52							2.31	2.21						15.20	
	Exchange Ports - 2-Wire Analog Line Port outgoing only - Bus.			UEPSB	UEPBO	1.52							2.31	2.21						15.20	
	Exchange Ports - 2-Wire VG unbundled LA extended local dialing parity Port with Caller ID - Bus.			UEPSB	UEPAX	1.52							2.31	2.21						15.20	
	Exchange Ports - 2-Wire VG unbundled incoming only port with Caller ID - Bus			UEPSB	UEPB1	1.52							2.31	2.21						15.20	
	Exchange Ports - 2-Wire VG unbundled Louisiana Bus Area Calling Port with Caller ID - Bus (BUC)			UEPSB	UEPAA	1.52							2.31	2.21						15.20	
	Exchange Ports - 2-Wire Voice Louisiana Business Dialing Plan without Caller ID			UEPSB	UEPWH	1.52							2.31	2.21						15.20	
	Exchange Ports - 2-Wire Voice Louisiana Business Area Calling Port without Caller ID			UEPSB	UEPBA	1.52							2.31	2.21						15.20	
	2-Wire voice unbundled Incoming Only Port without Caller ID Capability			UEPSB	UEPBE	1.52							2.31	2.21						15.20	
	Subsequent Activity			UEPSB	USASC	0.00							0.00	0.00						15.20	
FEATURES																					
	All Available Vertical Features			UEPSB	UEPVF	0.00							0.00	0.00						15.20	
EXCHANGE PORT RATES (DID & PBX)																					
	2-Wire VG Unbundled 2-Way PBX Trunk - Res			UEPSE	UEPRD	1.52							30.37	14.42						15.20	

UNBUNDLED NETWORK ELEMENTS - Louisiana										Attachment: 2		Exhibit: C														
CATEGORY	RATE ELEMENTS	Interim	Zone	BCS	USOC	RATES(\$)	Svc Order Submitted Elec per LSR	Svc Order Submitted Manually per LSR	Incremental Charge - Manual Svc Order vs. Electronic-1st	Incremental Charge - Manual Svc Order vs. Electronic-Add'l	Incremental Charge - Manual Svc Order vs. Electronic-Disc 1st	Incremental Charge - Manual Svc Order vs. Electronic-Disc Add'l	OSS Rates(\$)													
													Rec	Nonrecurring		Nonrecurring Disconnect		SOMEc	SOMAN	SOMAN	SOMAN	SOMAN	SOMAN			
													First	Add'l	First	Add'l										
ADDITIONAL NRCs																										
	2-Wire Voice Grade Loop/ Line Port Combination (PBX) - Subsequent Activity			UEPRG	USAS2	0.00							0.00	0.00												
	PBX Subsequent Activity - Change/Rearrange Multiline Hunt Group												7.11	7.11												
2-WIRE VOICE GRADE LOOP WITH 2-WIRE LINE PORT (BUS - PBX) UNE Port/Loop Combination Rates																										
	2-Wire VG Loop/Port Combo - Zone 1		1			13.13																				
	2-Wire VG Loop/Port Combo - Zone 2		2			23.75																				
	2-Wire VG Loop/Port Combo - Zone 3		3			49.62																				
UNE Loop Rates																										
	2-Wire Voice Grade Loop (SL 1) - Zone 1		1	UEPPX	UEPLX	11.77																				
	2-Wire Voice Grade Loop (SL 1) - Zone 2		2	UEPPX	UEPLX	22.39																				
	2-Wire Voice Grade Loop (SL 1) - Zone 3		3	UEPPX	UEPLX	48.26																				
2-Wire Voice Grade Line Port Rates (BUS - PBX)																										
	Line Side Unbundled Combination 2-Way PBX Trunk Port - Bus			UEPPX	UEPPC	1.36	66.91	31.29																		
	Line Side Unbundled Outward PBX Trunk Port - Bus			UEPPX	UEPPO	1.36	66.91	31.29																		
	Line Side Unbundled Incoming PBX Trunk Port - Bus			UEPPX	UEPP1	1.36	66.91	31.29																		
	2-Wire Voice Unbundled 2-Way Combination PBX Louisiana Calling Port			UEPPX	UEPL2	1.36	66.91	31.29																		
	2-Wire Voice Unbundled PBX LD Terminal Ports			UEPPX	UEPLD	1.36	66.91	31.29																		
	2-Wire Voice Unbundled 2-Way Combination PBX Usage Port			UEPPX	UEPXA	1.36	66.91	31.29																		
	2-Wire Voice Unbundled PBX Toll Terminal Hotel Ports			UEPPX	UEPXB	1.36	66.91	31.29																		
	2-Wire Voice Unbundled PBX LD DDD Terminals Port			UEPPX	UEPXC	1.36	66.91	31.29																		
	2-Wire Voice Unbundled PBX LD Terminal Switchboard Port			UEPPX	UEPXD	1.36	66.91	31.29																		
	2-Wire Voice Unbundled PBX LD Terminal Switchboard IDD Capable Port			UEPPX	UEPXE	1.36	66.91	31.29																		
	2-Wire Voice Unbundled 2-Way PBX Louisiana Local Optional Calling Port			UEPPX	UEPXK	1.36	66.91	31.29																		
	2-Wire Voice Unbundled 2-Way PBX Hotel/Hospital Economy Administrative Calling Port			UEPPX	UEPXL	1.36	66.91	31.29																		
	2-Wire Voice Unbundled 2-Way PBX Hotel/Hospital Economy Room Calling Port			UEPPX	UEPXM	1.36	66.91	31.29																		
	2-Wire Voice Unbundled 1-Way Outgoing PBX Hotel/Hospital Discount Room Calling Port			UEPPX	UEPXO	1.36	66.91	31.29																		
	2-Wire Voice Unbundled 1-Way Outgoing PBX Louisiana Local Discount Calling Port			UEPPX	UEPXP	1.36	66.91	31.29																		
	2-Wire Voice Unbundled 1-Way Outgoing PBX Measured Port			UEPPX	UEPXS	1.36	66.91	31.29																		
LOCAL NUMBER PORTABILITY																										
	Local Number Portability (1 per port)			UEPPX	LNPCP	3.15	0.00	0.00																		
FEATURES																										
	All Features Offered			UEPPX	UEPVF	0.00	0.00	0.00																		
NONRECURRING CHARGES (NRCs) - CURRENTLY COMBINED																										
	2-Wire Voice Grade Loop/ Line Port Combination (PBX) - Conversion - Switch-As-Is			UEPPX	USAC2		7.68	1.85																		
	2-Wire Voice Grade Loop/ Line Port Combination (PBX) - Conversion - Switch with Change			UEPPX	USACC		7.68	1.85																		
ADDITIONAL NRCs																										
	2-Wire Voice Grade Loop/ Line Port Combination (PBX) - Subsequent Activity			UEPPX	USAS2	0.00	0.00	0.00																		
	PBX Subsequent Activity - Change/Rearrange Multiline Hunt Group												7.11	7.11												
2-WIRE VOICE GRADE LOOP WITH 2-WIRE ANALOG LINE COIN PORT UNE Port/Loop Combination Rates																										
	2-Wire VG Coin Port/Loop Combo - Zone 1		1			13.13																				
	2-Wire VG Coin Port/Loop Combo - Zone 2		2			23.75																				
	2-Wire VG Coin Port/Loop Combo - Zone 3		3			49.62																				
UNE Loop Rates																										

UNBUNDLED NETWORK ELEMENTS - Louisiana										Attachment: 2		Exhibit: C	
CATEGORY	RATE ELEMENTS	Interim	Zone	BCS	USOC	RATES(\$)	Svc Order Submitted Elec per LSR	Svc Order Submitted Manually per LSR	Incremental Charge - Manual Svc Order vs. Electronic-1st	Incremental Charge - Manual Svc Order vs. Electronic-Add'l	Incremental Charge - Manual Svc Order vs. Electronic-Disc 1st	Incremental Charge - Manual Svc Order vs. Electronic-Disc Add'l	
													Rec
	Reserve Non-Consecutive DID numbers			UEPPX	ND6	0.00		0.00	0.00			15.20	
	Reserve DID Numbers			UEPPX	NDV	0.00		0.00	0.00			15.20	
LOCAL NUMBER PORTABILITY													
	Local Number Portability (1 per port)			UEPPX	LNPCP	3.15		0.00	0.00				
2-WIRE ISDN DIGITAL GRADE LOOP WITH 2-WIRE ISDN DIGITAL LINE SIDE PORT													
UNE Port/Loop Combination Rates													
	2W ISDN Digital Grade Loop/2W ISDN Digital Line Side Port - UNE Zone 1		1	UEPPB	UEPPR	27.48							
	2W ISDN Digital Grade Loop/2W ISDN Digital Line Side Port - UNE Zone 2		2	UEPPB	UEPPR	40.34							
	2W ISDN Digital Grade Loop/2W ISDN Digital Line Side Port - UNE Zone 3		3	UEPPB	UEPPR	70.99							
UNE Loop Rates													
	2-Wire ISDN Digital Grade Loop - UNE Zone 1		1	UEPPB	UEPPR	USL2X	19.09					15.20	
	2-Wire ISDN Digital Grade Loop - UNE Zone 2		2	UEPPB	UEPPR	USL2X	31.95					15.20	
	2-Wire ISDN Digital Grade Loop - UNE Zone 3		3	UEPPB	UEPPR	USL2X	62.60					15.20	
UNE Port Rate													
	Exchange Port - 2-Wire ISDN Line Side Port			UEPPB	UEPPR	UEPPB	8.39	184.10	128.42			15.20	
NONRECURRING CHARGES - CURRENTLY COMBINED													
	2-Wire ISDN Digital Grade Loop / 2-Wire ISDN Line Side Port Combination - Conversion			UEPPB	UEPPR	USACB	0.00	37.40	26.23			15.20	
ADDITIONAL NRCs													
LOCAL NUMBER PORTABILITY													
	Local Number Portability (1 per port)			UEPPB	UEPPR	LNPCX	0.35	0.00	0.00				
B-CHANNEL USER PROFILE ACCESS:													
	CVS/CSD (DMS/5ESS)			UEPPB	UEPPR	U1UCA	0.00	0.00	0.00				
	CVS (EWSD)			UEPPB	UEPPR	U1UCB	0.00	0.00	0.00				
	CSD			UEPPB	UEPPR	U1UCC	0.00	0.00	0.00				
B-CHANNEL AREA PLUS USER PROFILE ACCESS: (AL,KY,LA,MS SC,MS, & TN)													
	CVS/CSD (DMS/5ESS)			UEPPB	UEPPR	U1UCD	0.00	0.00	0.00				
	CVS (EWSD)			UEPPB	UEPPR	U1UCE	0.00	0.00	0.00				
	CSD			UEPPB	UEPPR	U1UCF	0.00	0.00	0.00				
USER TERMINAL PROFILE													
	User Terminal Profile (EWSD only)			UEPPB	UEPPR	U1UMA	0.00	0.00	0.00				
VERTICAL FEATURES													
	All Vertical Features - One per Channel B User Profile			UEPPB	UEPPR	UEPVF	0.00	0.00	0.00			15.20	
INTEROFFICE CHANNEL MILEAGE													
	Interoffice Channel mileage each, including first mile and facilities termination			UEPPB	UEPPR	M1GNC	22.613	39.36	26.62			15.20	
	Interoffice Channel mileage each, additional mile			UEPPB	UEPPR	M1GNM	0.013	0.00	0.00			15.20	
4-WIRE DS1 DIGITAL LOOP WITH 4-WIRE ISDN DS1 DIGITAL TRUNK PORT													
UNE Port/Loop Combination Rates													
	4W DS1 Digital Loop/4W ISDN DS1 Digital Trunk Port - UNE Zone 1		1	UEPPP			180.52						
	4W DS1 Digital Loop/4W ISDN DS1 Digital Trunk Port - UNE Zone 2		2	UEPPP			289.78						
	4W DS1 Digital Loop/4W ISDN DS1 Digital Trunk Port - UNE Zone 3		3	UEPPP			586.76						
UNE Loop Rates													
	4-Wire DS1 Digital Loop - UNE Zone 1		1	UEPPP		USL4P	85.70					15.20	
	4-Wire DS1 Digital Loop - UNE Zone 2		2	UEPPP		USL4P	194.96					15.20	
	4-Wire DS1 Digital Loop - UNE Zone 3		3	UEPPP		USL4P	491.94					15.20	
UNE Port Rate													
	Exchange Ports - 4-Wire ISDN DS1 Port			UEPPP		UEPPP	94.82	443.08	251.60			15.20	
NONRECURRING CHARGES - CURRENTLY COMBINED													
	4-Wire DS1 Digital Loop / 4-Wire ISDN DS1 Digital Trunk Port Combination - Conversion - Switch-as-is			UEPPP		USACP	0.00	115.63	76.29			15.20	
ADDITIONAL NRCs													

UNBUNDLED NETWORK ELEMENTS - Louisiana										Attachment: 2		Exhibit: C																	
CATEGORY	RATE ELEMENTS	Interim	Zone	BCS	USOC	RATES(\$)	Svc Order Submitted Elec per LSR	Svc Order Submitted Manually per LSR	Incremental Charge - Manual Svc Order vs. Electronic-1st	Incremental Charge - Manual Svc Order vs. Electronic-Add'l	Incremental Charge - Manual Svc Order vs. Electronic-Disc 1st	Incremental Charge - Manual Svc Order vs. Electronic-Disc Add'l																	
													Rec	Nonrecurring		Nonrecurring Disconnect		OSS Rates(\$)											
							First	Add'l	First	Add'l	SOMEc	SOMAN	SOMAN	SOMAN	SOMAN	SOMAN													
Exchange Ports																													
	Line Side Combination Channelized PBX Trunk Port - Business			UEPPX	UEPCX	1.52	0.00	0.00	0.00	0.00		15.20																	
	Line Side Outward Channelized PBX Trunk Port - Business			UEPPX	UEPOX	1.52	0.00	0.00	0.00	0.00		15.20																	
	Line Side Inward Only Channelized PBX Trunk Port without DID			UEPPX	UEP1X	1.52	0.00	0.00	0.00	0.00		15.20																	
	2-Wire Trunk Side Unbundled Channelized DID Trunk Port			UEPPX	UEPDM	8.29	0.00	0.00	0.00	0.00		15.20																	
Feature Activations - Unbundled Loop Concentration																													
	Feature (Service) Activation for each Line Side Port Terminated in D4 Bank			UEPPX	1PQWM	0.6497	25.36	13.40				15.20																	
	Feature (Service) Activation for each Trunk Side Port Terminated in D4 Bank			UEPPX	1PQWU	0.6497	78.05	18.40				15.20																	
Telephone Number/ Group Establishment Charges for DID Service																													
	DID Trunk Termination (1 per Port)			UEPPX	NDT	0.00	0.00	0.00				15.20																	
	DID Numbers - groups of 20 - Valid all States			UEPPX	ND4	0.00	0.00	0.00				15.20																	
	Non-Consecutive DID Numbers - per number			UEPPX	ND5	0.00	0.00	0.00				15.20																	
	Reserve Non-Consecutive DID Numbers			UEPPX	ND6	0.00	0.00	0.00				15.20																	
	Reserve DID Numbers			UEPPX	NDV	0.00	0.00	0.00				15.20																	
Local Number Portability																													
	Local Number Portability - 1 per port			UEPPX	LNPCP	3.15	0.00	0.00																					
FEATURES - Vertical and Optional																													
Local Switching Features Offered with Line Side Ports Only																													
	All Features Available			UEPPX	UEPVF	0.00	0.00	0.00				15.20																	
UNBUNDLED PORT LOOP COMBINATIONS - MARKET RATES																													
Market Rates shall apply where BellSouth is not required to provide unbundled local switching or switch ports per FCC and/or State Commission rules.																													
This includes:																													
Unbundled port/loop combinations that are Currently Combined or Not Currently Combined in Zone 1 of the Top 8 MSAs in BellSouth's region for end users with 4 or more DS0 equivalent lines.																													
The Top 8 MSAs in BellSouth's region are: FL (Orlando, Ft. Lauderdale, Miami); GA (Atlanta); LA (New Orleans); NC (Greensboro-Winston Salem-Highpoint/Charlotte-Gastonia-Rock Hill); TN (Nashville).																													
BellSouth currently is developing the billing capability to mechanically bill the recurring and non-recurring Market Rates in this section except for nonrecurring charges for not currently combined in FL and NC. In the interim where BellSouth cannot bill Market Rates, BellSouth shall bill the rates in the Cost-Based section preceding in lieu of the Market Rates and reserves the right to true-up the billing difference.																													
The Market Rate for unbundled ports includes all available features in all states.																													
End Office and Tandem Switching Usage and Common Transport Usage rates in the Port section of this rate exhibit shall apply to all combinations of loop/port network elements except for UNE Coin Port/Loop Combinations which have a flat rate usage charge (USOC: URECU).																													
For Not Currently Combined scenarios the Nonrecurring charges are listed in the First and Additional NRC columns for each Port USOC. For Currently Combined scenarios, the Nonrecurring charges are listed in the NRC - Currently Combined section.																													
Additional NRCs may apply also and are categorized accordingly.																													
2-WIRE VOICE GRADE LOOP WITH 2-WIRE LINE PORT (RES)																													
UNE Port/Loop Combination Rates																													
	2-Wire VG Loop/Port Combo - Zone 1		1			25.77																							
	2-Wire VG Loop/Port Combo - Zone 2		2			36.39																							
	2-Wire VG Loop/Port Combo - Zone 3		3			62.26																							
UNE Loop Rates																													
	2-Wire Voice Grade Loop (SL1) - Zone 1		1	UEPRX	UEPLX	11.77																							
	2-Wire Voice Grade Loop (SL1) - Zone 2		2	UEPRX	UEPLX	22.39																							
	2-Wire Voice Grade Loop (SL1) - Zone 3		3	UEPRX	UEPLX	48.26																							
2-Wire Voice Grade Line Port (Res)																													
	2-Wire voice unbundled port - residence			UEPRX	UEPRL	14.00	90.00	90.00				15.20																	
	2-Wire voice unbundled port with Caller ID - res			UEPRX	UEPRC	14.00	90.00	90.00				15.20																	
	2-Wire voice unbundled port outgoing only - res			UEPRX	UEPRO	14.00	90.00	90.00				15.20																	
	2-Wire voice Grade unbundled Louisiana extended local dialing parity port with Caller ID - res			UEPRX	UEPAS	14.00	90.00	90.00				15.20																	
	2-Wire voice unbundled Louisiana Area Plus with Caller ID - res (RUL)			UEPRX	UEPAG	14.00	90.00	90.00				15.20																	
	2-Wire voice unbundled Louisiana Area Plus with Caller ID - res (AC7)			UEPRX	UEPAH	14.00	90.00	90.00				15.20																	
	2-Wire voice unbundles res, low usage line port with Caller ID (LUM)			UEPRX	UEPAP	14.00	90.00	90.00				15.20																	
	2-Wire voice unbundled Low Usage Line Port without Caller ID Capability			UEPRX	UEPRT	14.00	90.00	90.00				15.20																	

UNBUNDLED NETWORK ELEMENTS - Louisiana							Attachment: 2		Exhibit: C				
CATEGORY	RATE ELEMENTS	Interim	Zone	BCS	USOC	RATES(\$)	Svc Order Submitted Elec per LSR	Svc Order Submitted Manually per LSR	Incremental Charge - Manual Svc Order vs. Electronic-1st	Incremental Charge - Manual Svc Order vs. Electronic-Add'l	Incremental Charge - Manual Svc Order vs. Electronic-Disc 1st	Incremental Charge - Manual Svc Order vs. Electronic-Disc Add'l	
													Rec
	2-Wire voice unbundled Louisiana Area Plus Port without Caller ID Capability			UEPRX	UEPRQ	14.00	90.00	90.00				15.20	
LOCAL NUMBER PORTABILITY													
	Local Number Portability (1 per port)			UEPRX	LNPCX	0.35							
FEATURES													
	All Features Offered			UEPRX	UEPVF	0.00	0.00	0.00				15.20	
NONRECURRING CHARGES - CURRENTLY COMBINED													
	2-Wire Voice Grade Loop / Line Port Combination - Switch-as-is			UEPRX	USAC2		41.50	41.50				15.20	
	2-Wire Voice Grade Loop / Line Port Combination - Switch with change			UEPRX	USACC		41.50	41.50				15.20	
ADDITIONAL NRCs													
	NRC - 2-Wire Voice Grade Loop/Line Port Combination - Subsequent			UEPRX	USAS2		0.00	0.00				15.20	
2-WIRE VOICE GRADE LOOP WITH 2-WIRE LINE PORT (BUS)													
UNE Port/Loop Combination Rates													
	2-Wire VG Loop/Port Combo - Zone 1		1			25.77							
	2-Wire VG Loop/Port Combo - Zone 2		2			36.39							
	2-Wire VG Loop/Port Combo - Zone 3		3			62.26							
UNE Loop Rates													
	2-Wire Voice Grade Loop (SL1) - Zone 1		1	UEPBX	UEPLX	11.77							
	2-Wire Voice Grade Loop (SL1) - Zone 2		2	UEPBX	UEPLX	22.39							
	2-Wire Voice Grade Loop (SL1) - Zone 3		3	UEPBX	UEPLX	48.26							
2-Wire Voice Grade Line Port (Bus)													
	2-Wire voice unbundled port without Caller ID - bus			UEPBX	UEPBL	14.00	90.00	90.00				15.20	
	2-Wire voice unbundled port with Caller + E484 ID - bus			UEPBX	UEPBC	14.00	90.00	90.00				15.20	
	2-Wire voice unbundled port outgoing only - bus			UEPBX	UEPBO	14.00	90.00	90.00				15.20	
	2-Wire voice Grade unbundled Louisiana extended local dialing parity port with Caller ID - bus			UEPBX	UEPAX	14.00	90.00	90.00				15.20	
	2-Wire voice unbundled Louisiana Bus Area Calling Port with Caller ID (BUC)			UEPBX	UEPAA	14.00	90.00	90.00				15.20	
	2-Wire voice unbundled Incoming Only Port without Caller ID Capability			UEPBX	UEPBE	14.00	90.00	90.00				15.20	
	2-Wire Voice Unbundled Louisiana Business Dialing Plan without Caller ID			UEPBX	UEPWH	14.00	90.00	90.00				15.20	
	2-Wire voice unbundled Louisiana Business Area Calling Port without Caller ID Capability			UEPBX	UEPBA	14.00	90.00	90.00				15.20	
LOCAL NUMBER PORTABILITY													
	Local Number Portability (1 per port)			UEPBX	LNPCX	0.35							
NONRECURRING CHARGES - CURRENTLY COMBINED													
	2-Wire Voice Grade Loop / Line Port Combination - Switch-as-is			UEPBX	USAC2		41.50	41.50				15.20	
	2-Wire Voice Grade Loop / Line Port Combination - Switch with change			UEPBX	USACC		41.50	41.50				15.20	
ADDITIONAL NRCs													
	NRC - 2-Wire Voice Grade Loop/Line Port Combination - Subsequent			UEPBX	USAS2		0.00	0.00				15.20	
2-WIRE VOICE GRADE LOOP WITH 2-WIRE LINE PORT (RES - PBX)													
UNE Port/Loop Combination Rates													
	2-Wire VG Loop/Port Combo - Zone 1		1			25.77							
	2-Wire VG Loop/Port Combo - Zone 2		2			36.39							
	2-Wire VG Loop/Port Combo - Zone 3		3			62.26							
UNE Loop Rates													
	2-Wire Voice Grade Loop (SL1) - Zone 1		1	UEPRG	UEPLX	11.77							
	2-Wire Voice Grade Loop (SL1) - Zone 2		2	UEPRG	UEPLX	22.39							
	2-Wire Voice Grade Loop (SL1) - Zone 3		3	UEPRG	UEPLX	48.26							
2-Wire Voice Grade Line Port Rates (RES - PBX)													
	2-Wire VG Unbundled Combination 2-Way PBX Trunk Port - Res			UEPRG	UEPRD	14.00	90.00	90.00				15.20	

UNBUNDLED NETWORK ELEMENTS - Louisiana										Attachment: 2		Exhibit: C												
CATEGORY	RATE ELEMENTS	Interim	Zone	BCS	USOC	RATES(\$)	Svc Order Submitted Elec per LSR	Svc Order Submitted Manually per LSR	Incremental Charge - Manual Svc Order vs. Electronic-1st	Incremental Charge - Manual Svc Order vs. Electronic-Add'l	Incremental Charge - Manual Svc Order vs. Electronic-Disc 1st	Incremental Charge - Manual Svc Order vs. Electronic-Disc Add'l												
													Rec	Nonrecurring		Nonrecurring Disconnect		OSS Rates(\$)						
							First	Add'l	First	Add'l	SOMEC	SOMAN	SOMAN	SOMAN	SOMAN	SOMAN								
Telephone Number/Trunk Group Establishment Charges																								
	DID Trunk Termination (One Per Port)			UEPPX	NDT	0.00	0.00	0.00					15.20											
	Additional DID Numbers for each Group of 20 DID Numbers			UEPPX	ND4	0.00	0.00	0.00					15.20											
	DID Numbers, Non- consecutive DID Numbers , Per Number			UEPPX	ND5	0.00	0.00	0.00					15.20											
	Reserve Non-Consecutive DID numbers			UEPPX	ND6	0.00	0.00	0.00					15.20											
	Reserve DID Numbers			UEPPX	NDV	0.00	0.00	0.00					15.20											
LOCAL NUMBER PORTABILITY																								
	Local Number Portability (1 per port)			UEPPX	LNPCP	3.15	0.00	0.00																
2-WIRE ISDN DIGITAL GRADE LOOP WITH 2-WIRE ISDN DIGITAL LINE SIDE PORT																								
UNE Port/Loop Combination Rates																								
	2W ISDN Digital Grade Loop/2W ISDN Digital Line Side Port - UNE Zone 1		1	UEPPB	UEPPR	84.09																		
	2W ISDN Digital Grade Loop/2W ISDN Digital Line Side Port - UNE Zone 2		2	UEPPB	UEPPR	96.95																		
	2W ISDN Digital Grade Loop/2W ISDN Digital Line Side Port - UNE Zone 3		3	UEPPB	UEPPR	127.60																		
UNE Loop Rates																								
	2-Wire ISDN Digital Grade Loop - UNE Zone 1		1	UEPPB	UEPPR	USL2X	19.09						15.20											
	2-Wire ISDN Digital Grade Loop - UNE Zone 2		2	UEPPB	UEPPR	USL2X	31.95						15.20											
	2-Wire ISDN Digital Grade Loop - UNE Zone 3		3	UEPPB	UEPPR	USL2X	62.60						15.20											
UNE Port Rate																								
	Exchange Port - 2-Wire ISDN Line Side Port			UEPPB	UEPPR	UEPPB	65.00	525.00	400.00				15.20											
NONRECURRING CHARGES - CURRENTLY COMBINED																								
	2-Wire ISDN Digital Grade Loop / 2-Wire ISDN Line Side Port Combination - Conversion - Top 8 MSAs only			UEPPB	UEPPR	USACB	0.00	230.00	230.00				15.20											
ADDITIONAL NRCs																								
LOCAL NUMBER PORTABILITY																								
	Local Number Portability (1 per port)			UEPPB	UEPPR	LNPCX	0.35	0.00	0.00															
B-CHANNEL USER PROFILE ACCESS:																								
	CVS/CSD (DMS/5ESS)			UEPPB	UEPPR	U1UCA	0.00	0.00	0.00															
	CVS (EWSD)			UEPPB	UEPPR	U1UCB	0.00	0.00	0.00															
	CSD			UEPPB	UEPPR	U1UCC	0.00	0.00	0.00															
B-CHANNEL AREA PLUS USER PROFILE ACCESS: (AL,KY,LA,MS SC,MS, & TN)																								
	CVS/CSD (DMS/5ESS)			UEPPB	UEPPR	U1UCD	0.00	0.00	0.00															
	CVS (EWSD)			UEPPB	UEPPR	U1UCE	0.00	0.00	0.00															
	CSD			UEPPB	UEPPR	U1UCF	0.00	0.00	0.00															
USER TERMINAL PROFILE																								
	User Terminal Profile (EWSD only)			UEPPB	UEPPR	U1UMA	0.00	0.00	0.00															
VERTICAL FEATURES																								
	All Vertical Features - One per Channel B User Profile			UEPPB	UEPPR	UEPVF	0.00	0.00	0.00				15.20											
INTEROFFICE CHANNEL MILEAGE																								
	Interoffice Channel mileage each, including first mile and facilities termination			UEPPB	UEPPR	M1GNC	22.613	39.36	26.62				15.20											
	Interoffice Channel mileage each, additional mile			UEPPB	UEPPR	M1GNM	0.013	0.00	0.00				15.20											
4-WIRE DS1 DIGITAL LOOP WITH 4-WIRE ISDN DS1 DIGITAL TRUNK PORT																								
UNE Port/Loop Combination Rates																								
	4W DS1 Digital Loop/4W ISDN DS1 Digital Trunk Port - UNE Zone 1		1	UEPPP		935.70																		
	4W DS1 Digital Loop/4W ISDN DS1 Digital Trunk Port - UNE Zone 2		2	UEPPP		1,044.96																		
	4W DS1 Digital Loop/4W ISDN DS1 Digital Trunk Port - UNE Zone 3		3	UEPPP		1,341.94																		
UNE Loop Rates																								
	4-Wire DS1 Digital Loop - UNE Zone 1		1	UEPPP	USL4P	85.70							15.20											
	4-Wire DS1 Digital Loop - UNE Zone 2		2	UEPPP	USL4P	194.96							15.20											
	4-Wire DS1 Digital Loop - UNE Zone 3		3	UEPPP	USL4P	491.94							15.20											
UNE Port Rate																								
	Exchange Ports - 4-Wire ISDN DS1 Port			UEPPP	UEPPP	850.00	1,150.00	1,150.00					15.20											

UNBUNDLED NETWORK ELEMENTS - Louisiana										Attachment: 2		Exhibit: C																				
CATEGORY	RATE ELEMENTS	Interim	Zone	BCS	USOC	RATES(\$)	Svc Order Submitted Elec per LSR	Svc Order Submitted Manually per LSR	Incremental Charge - Manual Svc Order vs. Electronic-1st	Incremental Charge - Manual Svc Order vs. Electronic-Add'l	Incremental Charge - Manual Svc Order vs. Electronic-Disc 1st	Incremental Charge - Manual Svc Order vs. Electronic-Disc Add'l	OSS Rates(\$)																			
													Rec	Nonrecurring First	Nonrecurring Add'l	Nonrecurring Disconnect First	Nonrecurring Disconnect Add'l	SOMEc	SOMAN	SOMAN	SOMAN	SOMAN	SOMAN									
NONRECURRING CHARGES - CURRENTLY COMBINED																																
	4-Wire DS1 Digital Loop / 4-Wire ISDN DS1 Digital Trunk Port Combination - Conversion -Switch-As-Is Top 8 MSAs only			UEPPP	USACP	0.00		950.00	950.00																							
ADDITIONAL NRCs																																
	4-Wire DS1 Loop/4-W ISDN Digt Trk Port - Subsqnt Actvy-Inward/two way Telephone Numbers (except NC)			UEPPP	PR7TF	0.48																										
	4-Wire DS1 Loop / 4-Wire ISDN DS1 Digital Trunk Port - Outward Tel Numbers (All States except NC)			UEPPP	PR7TO	11.18		11.18																								
	4-Wire DS1 Loop / 4-Wire ISDN DS1 Digital Trk Port - Subsequent Inward Telephone Numbers			UEPPP	PR7ZT	22.35		22.35																								
LOCAL NUMBER PORTABILITY																																
	Local Number Portability (1 per port)			UEPPP	LNPCN	1.75																										
INTERFACE (Provisioning Only)																																
	Voice/Data			UEPPP	PR71V	0.00		0.00	0.00																							
	Digital Data			UEPPP	PR71D	0.00		0.00	0.00																							
	Inward Data			UEPPP	PR71E	0.00		0.00	0.00																							
New or Additional "B" Channel																																
	New or Additional - Voice/Data B Channel			UEPPP	PR7BV	0.00		14.11																								
	New or Additional - Digital Data B Channel			UEPPP	PR7BF	0.00		14.11																								
	New or Additional Inward Data B Channel			UEPPP	PR7BD	0.00		14.11																								
CALL TYPES																																
	Inward			UEPPP	PR7C1	0.00		0.00	0.00																							
	Outward			UEPPP	PR7C0	0.00		0.00	0.00																							
	Two-way			UEPPP	PR7CC	0.00		0.00	0.00																							
Interoffice Channel Mileage																																
	Fixed Each Including First Mile			UEPPP	1LN1A	70.7532		86.69	79.44																							
	Each Airline-Fractional Additional Mile			UEPPP	1LN1B	0.2652																										
4-WIRE DS1 DIGITAL LOOP WITH 4-WIRE DDITS TRUNK PORT																																
UNE Port/Loop Combination Rates																																
	4W DS1 Digital Loop/4W DDITS Trunk Port - UNE Zone 1		1	UEPDC		154.17																										
	4W DS1 Digital Loop/4W DDITS Trunk Port - UNE Zone 2		2	UEPDC		263.43																										
	4W DS1 Digital Loop/4W DDITS Trunk Port - UNE Zone 3		3	UEPDC		560.41																										
UNE Loop Rates																																
	4-Wire DS1 Digital Loop - UNE Zone 1		1	UEPDC	USLDC	85.70																										
	4-Wire DS1 Digital Loop - UNE Zone 2		2	UEPDC	USLDC	194.96																										
	4-Wire DS1 Digital Loop - UNE Zone 3		3	UEPDC	USLDC	491.94																										
UNE Port Rate																																
	4-Wire DDITS Digital Trunk Port			UEPDC	UDD1T	750.00		1,006.28	479.28	0.00	0.00																					
NONRECURRING CHARGES - CURRENTLY COMBINED																																
	4-Wire DS1 Digital Loop / 4-Wire DDITS Trunk Port Combination - Switch-As-Is Top 8 MSAs only			UEPDC	USAC4			125.75	65.08																							
	4-Wire DS1 Digital Loop / 4-Wire DDITS Trunk Port Combination - Conversion with DS1 Changes Top 8 MSAs only			UEPDC	USAWA			125.75	65.08																							
	4-Wire DS1 Digital Loop / 4-Wire DDITS Trunk Port Combination - Conversion with Change - Trunk Top 8 MSAs only			UEPDC	USAWB			125.75	65.08																							
ADDITIONAL NRCs																																
	4-Wire DS1 Loop / 4-Wire DDITS Trunk Port - NRC - Subsequent Channel Activation/Chan - 2-Way Trunk			UEPDC	UDTTA			14.06	14.06																							
	4-Wire DS1 Loop / 4-Wire DDITS Trunk Port - Subsequent Channel Activation/Chan - 1-Way Outward Trunk			UEPDC	UDTTB			14.06	14.06																							
	4-Wire DS1 Loop / 4-Wire DDITS Trunk Port - Subsqnt Channel Activation/Chan Inward Trunk w/out DID			UEPDC	UDTTC			14.06	14.06																							
	4-Wire DS1 Loop / 4-Wire DDITS Trunk Port - Subsqnt Chan Activation Per Chan - Inward Trunk with DID			UEPDC	UDTTD			14.06	14.06																							
	4-Wire DS1 Loop / 4-Wire DDITS Trunk Port - Subsqnt Chan Activation / Chan - 2-Way DID w User Trans			UEPDC	UDTTE			14.06	14.06																							
BIPOLAR 8 ZERO SUBSTITUTION																																

UNBUNDLED NETWORK ELEMENTS - Louisiana										Attachment: 2		Exhibit: C												
CATEGORY	RATE ELEMENTS	Interim	Zone	BCS	USOC	RATES(\$)	Svc Order Submitted Elec per LSR	Svc Order Submitted Manually per LSR	Incremental Charge - Manual Svc Order vs. Electronic-1st	Incremental Charge - Manual Svc Order vs. Electronic-Add'l	Incremental Charge - Manual Svc Order vs. Electronic-Disc 1st	Incremental Charge - Manual Svc Order vs. Electronic-Disc Add'l												
													Rec	Nonrecurring		Nonrecurring Disconnect		OSS Rates(\$)						
							First	Add'l	First	Add'l	SOMEc	SOMAN	SOMAN	SOMAN	SOMAN	SOMAN								
Bipolar 8 Zero Substitution																								
	Clear Channel Capability Format, superframe - Subsequent Activity Only			UEPMG	CCOSF	0.00	0.00	605.00				15.20												
	Clear Channel Capability Format - Extended Superframe - Subsequent Activity Only			UEPMG	CCOEF	0.00	0.00	605.00				15.20												
Alternate Mark Inversion (AMI)																								
	Superframe Format			UEPMG	MCOSF	0.00	0.00	0.00																
	Extended Superframe Format			UEPMG	MCOPO	0.00	0.00	0.00																
Exchange Ports Associated with 4-Wire DS1 Loop with Channelization with Port Exchange Ports																								
	Line Side Combination Channelized PBX Trunk Port - Business			UEPPX	UEPCX	14.00	0.00	0.00				15.20												
	Line Side Outward Channelized PBX Trunk Port - Business			UEPPX	UEPOX	14.00	0.00	0.00				15.20												
	Line Side Inward Only Channelized PBX Trunk Port without DID			UEPPX	UEP1X	14.00	0.00	0.00				15.20												
	2-Wire Trunk Side Unbundled Channelized DID Trunk Port			UEPPX	UEPDM	36.00	0.00	0.00				15.20												
Feature Activations - Unbundled Loop Concentration																								
	Feature (Service) Activation for each Line Side Port Terminated in D4 Bank			UEPPX	1PQWM	0.6497	40.00	20.00				15.20												
	Feature (Service) Activation for each Trunk Side Port Terminated in D4 Bank			UEPPX	1PQWU	0.6497	110.00	30.00				15.20												
Telephone Number/ Group Establishment Charges for DID Service																								
	DID Trunk Termination (1 per Port)			UEPPX	NDT	0.00	0.00	0.00				15.20												
	DID Numbers - groups of 20 - Valid all States			UEPPX	ND4	0.00	0.00	0.00				15.20												
	Non-Consecutive DID Numbers - per number			UEPPX	ND5	0.00	0.00	0.00				15.20												
	Reserve Non-Consecutive DID Numbers			UEPPX	ND6	0.00	0.00	0.00				15.20												
	Reserve DID Numbers			UEPPX	NDV	0.00	0.00	0.00				15.20												
Local Number Portability																								
	Local Number Portability - 1 per port			UEPPX	LNPCP	3.15	0.00	0.00																
FEATURES - Vertical and Optional																								
Local Switching Features Offered with Line Side Ports Only																								
	All Features Available			UEPPX	UEPVF	0.00	0.00	0.00				15.20												
UNBUNDLED CENTREX PORT/LOOP COMBINATIONS - COST BASED RATES																								
1. Cost Based Rates are applied where BellSouth is required by FCC and/or State Commission rule to provide Unbundled Local Switching or Switch Ports.																								
2. Features shall apply to the Unbundled Port/Loop Combination - Cost Based Rate section in the same manner as they are applied to the Stand-Alone Unbundled Port section of this Rate Exhibit.																								
3. End Office and Tandem Switching Usage and Common Transport Usage rates in the Port section of this rate exhibit shall apply to all combinations of loop/port network elements except for UNE Coin Port/Loop Combinations.																								
4. The first and additional Port nonrecurring charges apply to Not Currently Combined Combos. For Currently Combined Combos, the nonrecurring charges shall be those identified in the Nonrecurring - Currently Combined sections. Additional NRCs may apply also and are categorized accordingly.																								
5. Market Rates for Unbundled Centrex Port/Loop Combination will be negotiated on an Individual Case Basis, until further notice.																								
UNE-P CENTREX - 1AESS - (Valid in AL,FL,GA,KY,LA,MS,&TN only)																								
2-Wire VG Loop/2-Wire Voice Grade Port (Centrex) Combo																								
UNE Port/Loop Combination Rates (Non-Design)																								
	2-Wire VG Loop/2-Wire Voice Grade Port (Centrex) Port Combo - Non-Design		1	UEP91		13.13																		
	2-Wire VG Loop/2-Wire Voice Grade Port (Centrex)Port Combo - Non-Design		2	UEP91		23.75																		
	2-Wire VG Loop/2-Wire Voice Grade Port (Centrex)Port Combo - Non-Design		3	UEP91		49.62																		
UNE Port/Loop Combination Rates (Design)																								
	2-Wire VG Loop/2-Wire Voice Grade Port (Centrex) Port Combo - Design		1	UEP91		16.29																		
	2-Wire VG Loop/2-Wire Voice Grade Port (Centrex)Port Combo - Design		2	UEP91		26.71																		
	2-Wire VG Loop/2-Wire Voice Grade Port (Centrex)Port Combo - Design		3	UEP91		48.26																		
UNE Loop Rate																								
	2-Wire Voice Grade Loop (SL 1) - Zone 1		1	UEP91	UECS1	11.77																		
	2-Wire Voice Grade Loop (SL 1) - Zone 2		2	UEP91	UECS1	22.39																		
	2-Wire Voice Grade Loop (SL 1) - Zone 3		3	UEP91	UECS1	48.26																		

UNBUNDLED NETWORK ELEMENTS - Louisiana							Attachment: 2		Exhibit: C			
CATEGORY	RATE ELEMENTS	Interim	Zone	BCS	USOC	RATES(\$)	Svc Order Submitted Elec per LSR	Svc Order Submitted Manually per LSR	Incremental Charge - Manual Svc Order vs. Electronic-1st	Incremental Charge - Manual Svc Order vs. Electronic-Add'l	Incremental Charge - Manual Svc Order vs. Electronic-Disc 1st	Incremental Charge - Manual Svc Order vs. Electronic-Disc Add'l
Local Switching												
	Centrex Intercom Functionality, per port			UEP95	URECS	0.8577						15.20
Local Number Portability												
	Local Number Portability (1 per port)			UEP95	LNPCC	0.35						
Features												
	All Standard Features Offered, per port			UEP95	UEPVF	0.00						15.20
	All Select Features Offered, per port			UEP95	UEPVS	0.00	412.25					15.20
	All Centrex Control Features Offered, per port			UEP95	UEPVC	0.00						15.20
NARS												
	Unbundled Network Access Register - Combination			UEP95	UARCX	0.00	0.00	0.00				15.20
	Unbundled Network Access Register - Indial			UEP95	UAR1X	0.00	0.00	0.00				15.20
	Unbundled Network Access Register - Outdial			UEP95	UAROY	0.00	0.00	0.00				15.20
Miscellaneous Terminations												
2-Wire Trunk Side												
	Trunk Side Terminations, each			UEP95	CEND6	8.29	115.85	18.20				15.20
4-Wire Digital (1.544 Megabits)												
	DS1 Circuit Terminations, each			UEP95	M1HD1	68.47	196.18	92.92				15.20
	DS0 Channels Activated, each			UEP95	M1HDO	0.00	14.06					15.20
Interoffice Channel Mileage - 2-Wire												
	Interoffice Channel Facilities Termination			UEP95	MIGBC	22.60	39.36	26.62				15.20
	Interoffice Channel mileage, per mile or fraction of mile			UEP95	MIGBM	0.013						
Feature Activations (DS0) Centrex Loops on Channelized DS1 Service												
D4 Channel Bank Feature Activations												
	Feature Activation on D-4 Channel Bank Centrex Loop Slot			UEP95	1PQWS	0.6497						15.20
	Feature Activation on D-4 Channel Bank FX line Side Loop Slot			UEP95	1PQW6	0.6497						15.20
	Feature Activation on D-4 Channel Bank FX Trunk Side Loop Slot			UEP95	1PQW7	0.6497						15.20
	Feature Activation on D-4 Channel Bank Centrex Loop Slot - Different Wire Center			UEP95	1PQWP	0.6497						15.20
	Feature Activation on D-4 Channel Bank Private Line Loop Slot			UEP95	1PQWV	0.6497						15.20
	Feature Activation on D-4 Channel Bank Tjie Line/Trunk Loop Slot			UEP95	1PQWQ	0.6497						15.20
	Feature Activation on D-4 Channel Bank WATS Loop Slot			UEP95	1PQWA	0.6497						15.20
Non-Recurring Charges (NRC) Associated with UNE-P Centrex												
	NRC Conversion Currently Combined Switch-As-Is with allowed changes, per port			UEP95	USAC2		0.10	0.10				15.20
	Conversion of Existing Centrex Common Block, each			UEP95	USACN		36.66	16.10				15.20
	New Centrex Standard Common Block			UEP95	M1ACS	0.00	680.40					15.20
	New Centrex Customized Common Block			UEP95	M1ACC	0.00	680.40					15.20
	NAR Establishment Charge, Per Occasion			UEP95	URECA	0.00	73.93					15.20
UNE-P CENTREX - DMS100 (Valid in All States)												
2-Wire VG Loop/2-Wire Voice Grade Port (Centrex) Combo												
UNE Port/Loop Combination Rates (Non-Design)												
	2-Wire VG Loop/2-Wire Voice Grade Port (Centrex) Port Combo - Non-Design		1	UEP9D		13.13						
	2-Wire VG Loop/2-Wire Voice Grade Port (Centrex)Port Combo - Non-Design		2	UEP9D		23.75						
	2-Wire VG Loop/2-Wire Voice Grade Port (Centrex)Port Combo - Non-Design		3	UEP9D		49.62						
UNE Port/Loop Combination Rates (Design)												
	2-Wire VG Loop/2-Wire Voice Grade Port (Centrex) Port Combo - Design		1	UEP9D		16.29						
	2-Wire VG Loop/2-Wire Voice Grade Port (Centrex)Port Combo - Design		2	UEP9D		26.71						
	2-Wire VG Loop/2-Wire Voice Grade Port (Centrex)Port Combo - Design		3	UEP9D		51.82						
UNE Loop Rate												

UNBUNDLED NETWORK ELEMENTS - Louisiana							Attachment: 2		Exhibit: C						
CATEGORY	RATE ELEMENTS	Interim	Zone	BCS	USOC	RATES(\$)	Svc Order Submitted Elec per LSR	Svc Order Submitted Manually per LSR	Incremental Charge - Manual Svc Order vs. Electronic-1st	Incremental Charge - Manual Svc Order vs. Electronic-Add'l	Incremental Charge - Manual Svc Order vs. Electronic-Disc 1st	Incremental Charge - Manual Svc Order vs. Electronic-Disc Add'l			
													Rec	Nonrecurring	
										SOME C	SOMAN	SOMAN	SOMAN	SOMAN	SOMAN
	2-Wire Voice Grade Loop (SL 1) - Zone 1		1	UEP9D	UECS1	11.77									
	2-Wire Voice Grade Loop (SL 1) - Zone 2		2	UEP9D	UECS1	22.39									
	2-Wire Voice Grade Loop (SL 1) - Zone 3		3	UEP9D	UECS1	48.26									
	2-Wire Voice Grade Loop (SL 2) - Zone 1		1	UEP9D	UECS2	14.93									
	2-Wire Voice Grade Loop (SL 2) - Zone 2		2	UEP9D	UECS2	25.35									
	2-Wire Voice Grade Loop (SL 2) - Zone 3		3	UEP9D	UECS2	50.46									
	UNE Port Rate														
	ALL STATES														
	2-Wire Voice Grade Port (Centrex) Basic Local Area			UEP9D	UEPYA	1.36	38.85	19.08			15.20				
	2-Wire Voice Grade Port (Centrex 800 termination)Basic Local Area			UEP9D	UEPYB	1.36	38.85	19.08			15.20				
	2-Wire Voice Grade Port (Centrex / EBS-PSET)3Basic Local Area			UEP9D	UEPYC	1.36	38.85	19.08			15.20				
	2-Wire Voice Grade Port (Centrex / EBS-M5009)3Basic Local Area			UEP9D	UEPYD	1.36	38.85	19.08			15.20				
	2-Wire Voice Grade Port (Centrex / EBS-M5209)3 Basic Local Area			UEP9D	UEPYE	1.36	38.85	19.08			15.20				
	2-Wire Voice Grade Port (Centrex / EBS-M5112))3 Basic Local Area			UEP9D	UEPYF	1.36	38.85	19.08			15.20				
	2-Wire Voice Grade Port (Centrex / EBS-M5312))3Basic Local Area			UEP9D	UEPYG	1.36	38.85	19.08			15.20				
	2-Wire Voice Grade Port (Centrex / EBS-M5008))3 Basic Local Area			UEP9D	UEPYT	1.36	38.85	19.08			15.20				
	2-Wire Voice Grade Port (Centrex / EBS-M5208))3 Basic Local Area			UEP9D	UEPYU	1.36	38.85	19.08			15.20				
	2-Wire Voice Grade Port (Centrex / EBS-M5216))3 Basic Local Area			UEP9D	UEPYV	1.36	38.85	19.08			15.20				
	2-Wire Voice Grade Port (Centrex / EBS-M5316))3 Basic Local Area			UEP9D	UEPY3	1.36	38.85	19.08			15.20				
	2-Wire Voice Grade Port (Centrex with Caller ID) Basic Local Area			UEP9D	UEPYH	1.36	38.85	19.08			15.20				
	2-Wire Voice Grade Port (Centrex/Caller ID/Msg Wtg Lamp Indication))3 Basic Local Area			UEP9D	UEPYW	1.36	38.85	19.08			15.20				
	2-Wire Voice Grade Port (Centrex/Msg Wtg Lamp Indication))3 Basic Local Area			UEP9D	UEPYJ	1.36	38.85	19.08			15.20				
	2-Wire Voice Grade Port (Centrex from diff Serving Wire Center) 2 Basic Local Area			UEP9D	UEPYM	1.36	104.41	67.93			15.20				
	2-Wire Voice Grade Port (Centrex/differ SWC /EBS-PSET)2, 3 Basic Local Area			UEP9D	UEPYO	1.36	104.41	67.93			15.20				
	2-Wire Voice Grade Port (Centrex/differ SWC /EBS-M5009)2, 3 Basic Local Area			UEP9D	UEPYP	1.36	104.41	67.93			15.20				
	2-Wire Voice Grade Port (Centrex/differ SWC /EBS-5209)2, 3 Basic Local Area			UEP9D	UEPYQ	1.36	104.41	67.93			15.20				
	2-Wire Voice Grade Port (Centrex/differ SWC /EBS-M5112)2, 3 Basic Local Area			UEP9D	UEPYR	1.36	104.41	67.93			15.20				
	2-Wire Voice Grade Port (Centrex/differ SWC /EBS-M5312)2, 3 Basic Local Area			UEP9D	UEPYS	1.36	104.41	67.93			15.20				
	2-Wire Voice Grade Port (Centrex/differ SWC /EBS-M5008)2, 3 Basic Local Area			UEP9D	UEPY4	1.36	104.41	67.93			15.20				
	2-Wire Voice Grade Port (Centrex/differ SWC /EBS-M5208)2, 3 Basic Local Area			UEP9D	UEPY5	1.36	104.41	67.93			15.20				
	2-Wire Voice Grade Port (Centrex/differ SWC /EBS-M5216)2, 3 Basic Local Area			UEP9D	UEPY6	1.36	104.41	67.93			15.20				
	2-Wire Voice Grade Port (Centrex/differ SWC /EBS-M5316)2, 3 Basic Local Area			UEP9D	UEPY7	1.36	104.41	67.93			15.20				
	2-Wire Voice Grade Port, Diff Serving Wire Center - 800 Service Term			UEP9D	UEPYZ	1.36	104.41	67.93			15.20				
	2-Wire Voice Grade Port terminated in on Megalink or equivalent Basic Local Area			UEP9D	UEPY9	1.36	38.85	19.08			15.20				

UNBUNDLED NETWORK ELEMENTS - Louisiana										Attachment: 2		Exhibit: C												
CATEGORY	RATE ELEMENTS	Interim	Zone	BCS	USOC	RATES(\$)	Svc Order Submitted Elec per LSR	Svc Order Submitted Manually per LSR	Incremental Charge - Manual Svc Order vs. Electronic-1st	Incremental Charge - Manual Svc Order vs. Electronic-Add'l	Incremental Charge - Manual Svc Order vs. Electronic-Disc 1st	Incremental Charge - Manual Svc Order vs. Electronic-Disc Add'l												
													Rec	Nonrecurring		Nonrecurring Disconnect		OSS Rates(\$)						
							First	Add'l	First	Add'l	SOMEC	SOMAN	SOMAN	SOMAN	SOMAN	SOMAN								
Interoffice Channel Mileage - 2-Wire																								
	Interoffice Channel Facilities Termination			UEP9D	MIGBC	22.60		39.36	26.62			15.20												
	Interoffice Channel mileage, per mile or fraction of mile			UEP9D	MIGBM	0.013																		
Feature Activations (DS0) Centrex Loops on Channelized DS1 Service																								
D4 Channel Bank Feature Activations																								
	Feature Activation on D-4 Channel Bank Centrex Loop Slot			UEP9D	1PQWS	0.6497						15.20												
	Feature Activation on D-4 Channel Bank FX line Side Loop Slot			UEP9D	1PQW6	0.6497						15.20												
	Feature Activation on D-4 Channel Bank FX Trunk Side Loop Slot			UEP9D	1PQW7	0.6497						15.20												
	Feature Activation on D-4 Channel Bank Centrex Loop Slot - Different Wire Center			UEP9D	1PQWP	0.6497						15.20												
	Feature Activation on D-4 Channel Bank Private Line Loop Slot			UEP9D	1PQWV	0.6497						15.20												
	Feature Activation on D-4 Channel Bank Tjje Line/Trunk Loop Slot			UEP9D	1PQWQ	0.6497						15.20												
	Feature Activation on D-4 Channel Bank WATS Loop Slot			UEP9D	1PQWA	0.6497						15.20												
Non-Recurring Charges (NRC) Associated with UNE-P Centrex																								
	NRC Conversion Currently Combined Switch-As-ls with allowed changes, per port			UEP9D	USAC2			0.10	0.10			15.20												
	Conversion of existing Centrex Common Block, each			UEP9D	USACN			36.66	16.10			15.20												
	New Centrex Standard Common Block			UEP9D	M1ACS	0.00		680.40				15.20												
	New Centrex Customized Common Block			UEP9D	M1ACC	0.00		680.40				15.20												
	NAR Establishment Charge, Per Occasion			UEP9D	URECA	0.00		73.93				15.20												
UNE-P CENTREX - EWSD (Valid in AL, FL, KY, LA, MS & TN)																								
2-Wire VG Loop/2-Wire Voice Grade Port (Centrex) Combo																								
UNE Port/Loop Combination Rates (Non-Design)																								
	2-Wire VG Loop/2-Wire Voice Grade Port (Centrex) Port Combo - Non-Design		1	UEP9E		13.13																		
	2-Wire VG Loop/2-Wire Voice Grade Port (Centrex)Port Combo - Non-Design		2	UEP9E		23.75																		
	2-Wire VG Loop/2-Wire Voice Grade Port (Centrex)Port Combo - Non-Design		3	UEP9E		49.62																		
UNE Port/Loop Combination Rates (Design)																								
	2-Wire VG Loop/2-Wire Voice Grade Port (Centrex) Port Combo - Design		1	UEP9E		16.29																		
	2-Wire VG Loop/2-Wire Voice Grade Port (Centrex)Port Combo - Design		2	UEP9E		26.71																		
	2-Wire VG Loop/2-Wire Voice Grade Port (Centrex)Port Combo - Design		3	UEP9E		51.82																		
UNE Loop Rate																								
	2-Wire Voice Grade Loop (SL 1) - Zone 1		1	UEP9E	UECS1	11.77																		
	2-Wire Voice Grade Loop (SL 1) - Zone 2		2	UEP9E	UECS1	22.39																		
	2-Wire Voice Grade Loop (SL 1) - Zone 3		3	UEP9E	UECS1	48.26																		
	2-Wire Voice Grade Loop (SL 2) - Zone 1		1	UEP9E	UECS2	14.93																		
	2-Wire Voice Grade Loop (SL 2) - Zone 2		2	UEP9E	UECS2	25.35																		
	2-Wire Voice Grade Loop (SL 2) - Zone 3		3	UEP9E	UECS2	50.46																		
UNE Port Rate																								
AL, FL, KY, LA, MS, & TN only																								
	2-Wire Voice Grade Port (Centrex) Basic Local Area			UEP9E	UEPYA	1.36		38.85	19.08			15.20												
	2-Wire Voice Grade Port (Centrex 800 termination)Basic Local Area			UEP9E	UEPYB	1.36		38.85	19.08			15.20												
	2-Wire Voice Grade Port (Centrex with Caller ID)1Basic Local Area			UEP9E	UEPYH	1.36		38.85	19.08			15.20												
	2-Wire Voice Grade Port (Centrex from diff Serving Wire Center)2 Basic Local Area			UEP9E	UEPYM	1.36		104.41	67.93			15.20												
	2-Wire Voice Grade Port, Diff Serving Wire Center - 800 Service Term - Basic Local Area			UEP9E	UEPYZ	1.36		104.41	67.93			15.20												

UNBUNDLED NETWORK ELEMENTS - Louisiana										Attachment: 2		Exhibit: C												
CATEGORY	RATE ELEMENTS	Interim	Zone	BCS	USOC	RATES(\$)	Svc Order Submitted Elec per LSR	Svc Order Submitted Manually per LSR	Incremental Charge - Manual Svc Order vs. Electronic-1st	Incremental Charge - Manual Svc Order vs. Electronic-Add'l	Incremental Charge - Manual Svc Order vs. Electronic-Disc 1st	Incremental Charge - Manual Svc Order vs. Electronic-Disc Add'l												
													Rec	Nonrecurring		Nonrecurring Disconnect		OSS Rates(\$)						
													First	Add'l	First	Add'l	SOMEC	SOMAN	SOMAN	SOMAN	SOMAN	SOMAN		
UNE Port/Loop Combination Rates (Non-Design)																								
	2-Wire VG Loop/2-Wire Voice Grade Port (Centrex) Port Combo - Non-Design		1	UEP93		13.13																		
	2-Wire VG Loop/2-Wire Voice Grade Port (Centrex)Port Combo - Non-Design		2	UEP93		23.75																		
	2-Wire VG Loop/2-Wire Voice Grade Port (Centrex)Port Combo - Non-Design		3	UEP93		49.62																		
UNE Port/Loop Combination Rates (Design)																								
	2-Wire VG Loop/2-Wire Voice Grade Port (Centrex) Port Combo - Design		1	UEP93		16.29																		
	2-Wire VG Loop/2-Wire Voice Grade Port (Centrex)Port Combo - Design		2	UEP93		26.71																		
	2-Wire VG Loop/2-Wire Voice Grade Port (Centrex)Port Combo - Design		3	UEP93		51.82																		
UNE Loop Rate																								
	2-Wire Voice Grade Loop (SL 1) - Zone 1		1	UEP93	UECS1	11.77																		
	2-Wire Voice Grade Loop (SL 1) - Zone 2		2	UEP93	UECS1	22.36																		
	2-Wire Voice Grade Loop (SL 1) - Zone 3		3	UEP93	UECS1	48.26																		
	2-Wire Voice Grade Loop (SL 2) - Zone 1		1	UEP93	UECS2	14.93																		
	2-Wire Voice Grade Loop (SL 2) - Zone 2		2	UEP93	UECS2	25.35																		
	2-Wire Voice Grade Loop (SL 2) - Zone 3		3	UEP93	UECS2	50.46																		
UNE Port Rate																								
AL, KY, LA, MS, & TN only																								
	2-Wire Voice Grade Port (Centrex) Basic Local Area			UEP93	UEPYA	1.36	38.85	19.08				15.20												
	2-Wire Voice Grade Port (Centrex 800 termination)Basic Local Area			UEP93	UEPYB	1.36	38.85	19.08				15.20												
	2-Wire Voice Grade Port (Centrex with Caller ID)1Basic Local Area			UEP93	UEPYH	1.36	38.85	19.08				15.20												
	2-Wire Voice Grade Port (Centrex from diff Serving Wire Center)2 Basic Local Area			UEP93	UEPYM	1.36	104.41	67.93				15.20												
	2-Wire Voice Grade Port, Diff Serving Wire Center - 800 Service Term - Basic Local Area			UEP93	UEPYZ	1.36	104.41	67.93				15.20												
	2-Wire Voice Grade Port terminated in on Megalink or equivalent - Basic Local Area			UEP93	UEPY9	1.36	38.85	19.08				15.20												
	2-Wire Voice Grade Port Terminated on 800 Service Term - Basic Local Area			UEP93	UEPY2	1.36	38.85	19.08				15.20												
	2-Wire Voice Grade Port (Centrex)			UEP93	UEPQA	1.36	38.85	19.08				15.20												
	2-Wire Voice Grade Port (Centrex 800 termination)			UEP93	UEPQB	1.36	38.85	19.08				15.20												
	2-Wire Voice Grade Port (Centrex with Caller ID)1			UEP93	UEPQH	1.36	38.85	19.08				15.20												
	2-Wire Voice Grade Port (Centrex from diff Serving Wire Center)2			UEP93	UEPQM	1.36	104.41	67.93				15.20												
	2-Wire Voice Grade Port, Diff Serving Wire Center - 800 Service Term			UEP93	UEPQZ	1.36	104.41	67.93				15.20												
	2-Wire Voice Grade Port terminated in on Megalink or equivalent			UEP93	UEPQ9	1.36	38.85	19.08				15.20												
	2-Wire Voice Grade Port Terminated on 800 Service Term			UEP93	UEPQ2	1.36	38.85	19.08				15.20												
Local Switching																								
	Centrex Intercom Funtionality, per port			UEP93	URECS	0.8577																		
Local Number Portability																								
	Local Number Portability (1 per port)			UEP93	LNCCC	0.35																		
Features																								
	All Standard Features Offered, per port			UEP93	UEPVF	0.00						15.20												
	All Centrex Control Features Offered, per port			UEP93	UEPVC	0.00						15.20												
NARS																								
	Unbundled Network Access Register - Combination			UEP93	UARCX	0.00	0.00	0.00				15.20												
	Unbundled Network Access Register - Indial			UEP93	UAR1X	0.00	0.00	0.00				15.20												
	Unbundled Network Access Register - Outdial			UEP93	UAROX	0.00	0.00	0.00				15.20												
Miscellaneous Terminations																								
	2-Wire Trunk Side																							

UNBUNDLED NETWORK ELEMENTS - Louisiana										Attachment: 2		Exhibit: C								
CATEGORY	RATE ELEMENTS	Interim	Zone	BCS	USOC	RATES(\$)	Svc Order Submitted Elec per LSR	Svc Order Submitted Manually per LSR	Incremental Charge - Manual Svc Order vs. Electronic-1st	Incremental Charge - Manual Svc Order vs. Electronic-Add'l	Incremental Charge - Manual Svc Order vs. Electronic-Disc 1st	Incremental Charge - Manual Svc Order vs. Electronic-Disc Add'l	OSS Rates(\$)							
													Rec	Nonrecurring First	Nonrecurring Add'l	Nonrecurring Disconnect First	Nonrecurring Disconnect Add'l	SOMEc	SOMAN	SOMAN
	Trunk Side Terminations, each			UEP93	CEND6	8.27														
	4-Wire Digital (1.544 Megabits)																			
	DS1 Circuit Terminations, each			UEP93	M1HD1	68.47														
	DS0 Channels Activated, Per Channel			UEP93	M1HDO	0.00														
	Interoffice Channel Mileage - 2-Wire																			
	Interoffice Channel Facilities Termination			UEP93	MIGBC	22.60														
	Interoffice Channel mileage, per mile or fraction of mile			UEP93	MIGBM	0.013														
	Feature Activations (DS0) Centrex Loops on Channelized DS1 Service																			
	D4 Channel Bank Feature Activations																			
	Feature Activation on D-4 Channel Bank Centrex Loop Slot			UEP93	1PQWS	0.6497														
	Feature Activation on D-4 Channel Bank FX Line Side Loop Slot			UEP93	1PQW6	0.6497														
	Feature Activation on D-4 Channel Bank FX Trunk Side Loop Slot			UEP93	1PQW7	0.6497														
	Feature Activation on D-4 Channel Bank Centrex Loop Slot - Different Wire Center			UEP93	1PQWP	0.6497														
	Feature Activation on D-4 Channel Bank Private Line Loop Slot			UEP93	1PQWV	0.6497														
	Feature Activation on D-4 Channel Bank Tie Line/Trunk Loop Slot			UEP93	1PQWQ	0.6497														
	Feature Activation on D-4 Channel Bank WATS Loop Slot			UEP93	1PQWA	0.6497														
	Non-Recurring Charges (NRC) Associated with UNE-P Centrex																			
	NRC Conversion Currently Combined Switch-As-Is with allowed changes, per port			UEP93	USAC2															
	Conversion of Existing Centrex Common Block, each			UEP93	USACN															
	New Centrex Standard Common Block			UEP93	M1ACS	0.00														
	New Centrex Customized Common Block			UEP93	M1ACC	0.00														
	NAR Establishment Charge, Per Occasion			UEP93	URECA	0.00														
	Note 1 - Required Port for Centrex Control in 1AESS, 5ESS & EWSD																			
	Note 2 - Requires Interoffice Channel Mileage																			
	Note 3 - Requires Specific Customer Premises Equipment																			
	UNBUNDLED CENTREX PORT/LOOP COMBINATIONS - MARKET RATES																			
	1. Market Rates are applied where BellSouth is not required by FCC and/or State Commission rule to provide Unbundled Local Switching or Switch Ports.																			
	2. Recurring Charges for all Standard Centrex and Centrex Control Features are Included in the Market Rate																			
	3. End Office and Tandem Switching Usage and Common Transport Usage rates in the Port section of this rate exhibit shall apply to all combinations of loop/port network elements except for UNE Coin Port/Loop Combinations.																			
	4. The first and additional Port nonrecurring charges apply to Not Currently Combined Combos. For Currently Combined Combos, the nonrecurring charges shall be those identified in the Nonrecurring - Currently Combined sections. Additional NRCs may apply also and are categorized accordingly.																			
	UNE-P CENTREX - 1AESS - (Valid in AL,FL,GA,KY,LA,MS,&TN only)																			
	2-Wire VG Loop/2-Wire Voice Grade Port (Centrex) Combo																			
	UNE Port/Loop Combination Rates (Non-Design)																			
	2-Wire VG Loop/2-Wire Voice Grade Port (Centrex) Port Combo - Non-Design		1	UEP91		25.77														
	2-Wire VG Loop/2-Wire Voice Grade Port (Centrex)Port Combo - Non-Design		2	UEP91		36.39														
	2-Wire VG Loop/2-Wire Voice Grade Port (Centrex)Port Combo - Non-Design		3	UEP91		62.26														
	UNE Port/Loop Combination Rates (Design)																			
	2-Wire VG Loop/2-Wire Voice Grade Port (Centrex) Port Combo - Design		1	UEP91		28.93														
	2-Wire VG Loop/2-Wire Voice Grade Port (Centrex)Port Combo - Design		2	UEP91		39.35														
	2-Wire VG Loop/2-Wire Voice Grade Port (Centrex)Port Combo - Design		3	UEP91		64.46														
	UNE Loop Rate																			
	2-Wire Voice Grade Loop (SL 1) - Zone 1		1	UEP91	UECS1	11.77														
	2-Wire Voice Grade Loop (SL 1) - Zone 2		2	UEP91	UECS1	22.39														
	2-Wire Voice Grade Loop (SL 1) - Zone 3		3	UEP91	UECS1	48.26														
	2-Wire Voice Grade Loop (SL 2) - Zone 1		1	UEP91	UECS2	14.93														
	2-Wire Voice Grade Loop (SL 2) - Zone 2		2	UEP91	UECS2	25.35														

UNBUNDLED NETWORK ELEMENTS - Louisiana										Attachment: 2		Exhibit: C								
CATEGORY	RATE ELEMENTS	Interim	Zone	BCS	USOC	RATES(\$)	Svc Order Submitted Elec per LSR	Svc Order Submitted Manually per LSR	Incremental Charge - Manual Svc Order vs. Electronic-1st	Incremental Charge - Manual Svc Order vs. Electronic-Add'l	Incremental Charge - Manual Svc Order vs. Electronic-Disc 1st	Incremental Charge - Manual Svc Order vs. Electronic-Disc Add'l	OSS Rates(\$)							
													Rec	Nonrecurring		Nonrecurring Disconnect		SOMEc	SOMAN	SOMAN
													First	Add'l	First	Add'l				
	2-Wire Voice Grade Loop (SL 2) - Zone 3		3	UEP91	UECS2	50.46														
UNE Ports																				
All States (Except North Carolina and Sout Carolina)																				
	2-Wire Voice Grade Port (Centrex) Basic Local Area			UEP91	UEPYA	14.00							50.00	25.00						15.20
	2-Wire Voice Grade Port (Centrex 800 termination)Basic Local Area			UEP91	UEPYB	14.00							50.00	25.00						15.20
	2-Wire Voice Grade Port (Centrex with Caller ID)1Basic Local Area			UEP91	UEPYH	14.00							50.00	25.00						15.20
	2-Wire Voice Grade Port (Centrex from diff Serving Wire Center)2 Basic Local Area			UEP91	UEPYM	14.00							135.00	90.00						15.20
	2-Wire Voice Grade Port, Diff Serving Wire Center - 800 Service Term - Basic Local Area			UEP91	UEPYZ	14.00							135.00	90.00						15.20
	2-Wire Voice Grade Port terminated in on Megalink or equivalent - Basic Local Area			UEP91	UEPY9	14.00							50.00	25.00						15.20
	2-Wire Voice Grade Port Terminated on 800 Service Term - Basic Local Area			UEP91	UEPY2	14.00							50.00	25.00						15.20
AL, KY, LA, MS, & TN Only																				
	2-Wire Voice Grade Port (Centrex)			UEP91	UEPQA	14.00							50.00	25.00						15.20
	2-Wire Voice Grade Port (Centrex 800 termination)			UEP91	UEPQB	14.00							50.00	25.00						15.20
	2-Wire Voice Grade Port (Centrex with Caller ID)1			UEP91	UEPQH	14.00							50.00	25.00						15.20
	2-Wire Voice Grade Port (Centrex from diff Serving Wire Center)2			UEP91	UEPQM	14.00							135.00	90.00						15.20
	2-Wire Voice Grade Port, Diff Serving Wire Center - 800 Service Term			UEP91	UEPQZ	14.00							135.00	90.00						15.20
	2-Wire Voice Grade Port terminated in on Megalink or equivalent			UEP91	UEPQ9	14.00							50.00	25.00						15.20
	2-Wire Voice Grade Port Terminated on 800 Service Term			UEP91	UEPQ2	14.00							50.00	25.00						15.20
Local Switching																				
	Centrex Intercom Funtionality, per port			UEP91	URECS	0.8577														
Local Number Portability																				
	Local Number Portability (1 per port)			UEP91	LNPCc	0.35														
Features																				
	All Standard Features Offered, per port			UEP91	UEPVF	0.00														
	All Select Features Offered, per port			UEP91	UEPVC	0.00							412.25							15.20
	All Centrex Control Features Offered, per port			UEP91	UEPVC	0.00														
NARS																				
	Unbundled Network Access Register - Combination			UEP91	UARCX	0.00							0.00	0.00						15.20
	Unbundled Network Access Register - Indial			UEP91	UAR1X	0.00							0.00	0.00						15.20
	Unbundled Network Access Register - Outdial			UEP91	UAROx	0.00							0.00	0.00						15.20
Miscellaneous Terminations																				
2-Wire Trunk Side																				
	Trunk Side Terminations, each			UEP91	CENA6	8.29							115.85	18.20						15.20
Interoffice Channel Mileage - 2-Wire																				
	Interoffice Channel Facilities Termination - Voice Grade			UEP91	M1GBC	22.60							39.36	26.62						15.20
	Interoffice Channel mileage, per mile or fraction of mile			UEP91	M1GBM	0.013														
Feature Activations (DS0) Centrex Loops on Channelized DS1 Service																				
D4 Channel Bank Feature Activations																				
	Feature Activation on D-4 Channel Bank Centrex Loop Slot			UEP91	1PQWS	0.6497														15.20
	Feature Activation on D-4 Channel Bank FX line Side Loop Slot			UEP91	1PQW6	0.6497														15.20
	Feature Activation on D-4 Channel Bank FX Trunk Side Loop Slot			UEP91	1PQW7	0.6497														15.20
	Feature Activation on D-4 Channel Bank Centrex Loop Slot - Different Wire Center			UEP91	1PQWP	0.6497														15.20
	Feature Activation on D-4 Channel Bank Private Line Loop Slot			UEP91	1PQWV	0.6497														15.20
	Feature Activation on D-4 Channel Bank Tjje Line/Trunk Loop Slot			UEP91	1PQWQ	0.6497														15.20
	Feature Activation on D-4 Channel Bank WATS Loop Slot			UEP91	1PQWA	0.6497														15.20

UNBUNDLED NETWORK ELEMENTS - Louisiana							Attachment: 2		Exhibit: C			
CATEGORY	RATE ELEMENTS	Interim	Zone	BCS	USOC	RATES(\$)	Svc Order Submitted Elec per LSR	Svc Order Submitted Manually per LSR	Incremental Charge - Manual Svc Order vs. Electronic-1st	Incremental Charge - Manual Svc Order vs. Electronic-Add'l	Incremental Charge - Manual Svc Order vs. Electronic-Disc 1st	Incremental Charge - Manual Svc Order vs. Electronic-Disc Add'l
Non-Recurring Charges (NRC) Associated with UNE-P Centrex												
	Conversion - Currently Combined Switch-As-Is with allowed changes, per port			UEP91	USAC2		0.10	0.10				15.20
	Conversion of Existing Centrex Common Block			UEP91	USACN	0.00	36.66	16.10				
	New Centrex Standard Common Block			UEP91	M1ACS	0.00	680.40					15.20
	New Centrex Customized Common Block			UEP91	M1ACC	0.00	680.40					15.20
	Secondary Block, per Block			UEP91	M2CC1	0.00	79.31					15.20
	NAR Establishment Charge, Per Occasion			UEP91	URECA	0.00	73.93					15.20
UNE-P CENTREX - 5ESS (Valid in All States)												
2-Wire VG Loop/2-Wire Voice Grade Port (Centrex) Combo												
UNE Port/Loop Combination Rates (Non-Design)												
	2-Wire VG Loop/2-Wire Voice Grade Port (Centrex) Port Combo - Non-Design		1	UEP95		25.77						
	2-Wire VG Loop/2-Wire Voice Grade Port (Centrex)Port Combo - Non-Design		2	UEP95		36.39						
	2-Wire VG Loop/2-Wire Voice Grade Port (Centrex)Port Combo - Non-Design		3	UEP95		62.26						
UNE Port/Loop Combination Rates (Design)												
	2-Wire VG Loop/2-Wire Voice Grade Port (Centrex) Port Combo - Design		1	UEP95		28.93						
	2-Wire VG Loop/2-Wire Voice Grade Port (Centrex)Port Combo - Design		2	UEP95		39.35						
	2-Wire VG Loop/2-Wire Voice Grade Port (Centrex)Port Combo - Design		3	UEP95		64.46						
UNE Loop Rate												
	2-Wire Voice Grade Loop (SL 1) - Zone 1		1	UEP95	UECS1	11.77						
	2-Wire Voice Grade Loop (SL 1) - Zone 2		2	UEP95	UECS1	22.39						
	2-Wire Voice Grade Loop (SL 1) - Zone 3		3	UEP95	UECS1	48.26						
	2-Wire Voice Grade Loop (SL 2) - Zone 1		1	UEP95	UECS2	14.93						
	2-Wire Voice Grade Loop (SL 2) - Zone 2		2	UEP95	UECS2	25.35						
	2-Wire Voice Grade Loop (SL 2) - Zone 3		3	UEP95	UECS2	50.46						
UNE Port Rate												
All States												
	2-Wire Voice Grade Port (Centrex) Basic Local Area			UEP95	UEPYA	14.00	50.00	25.00				15.20
	2-Wire Voice Grade Port (Centrex 800 termination)			UEP95	UEPYB	14.00	50.00	25.00				15.20
	2-Wire Voice Grade Port (Centrex with Caller ID)1Basic Local Area			UEP95	UEPYH	14.00	50.00	25.00				15.20
	2-Wire Voice Grade Port (Centrex from diff Serving Wire Center)2 Basic Local Area			UEP95	UEPYM	14.00	135.00	90.00				15.20
	2-Wire Voice Grade Port, Diff Serving Wire Center - 800 Service Term - Basic Local Area			UEP95	UEPYZ	14.00	135.00	90.00				15.20
	2-Wire Voice Grade Port terminated in on Megalink or equivalent - Basic Local Area			UEP95	UEPY9	14.00	50.00	25.00				15.20
	2-Wire Voice Grade Port Terminated on 800 Service Term - Basic Local Area			UEP95	UEPY2	14.00	50.00	25.00				15.20
AL, KY, LA, MS, SC, & TN Only												
	2-Wire Voice Grade Port (Centrex)			UEP95	UEPQA	14.00	50.00	25.00				15.20
	2-Wire Voice Grade Port (Centrex 800 termination)			UEP95	UEPQB	14.00	50.00	25.00				15.20
	2-Wire Voice Grade Port (Centrex with Caller ID)1			UEP95	UEPQH	14.00	50.00	25.00				15.20
	2-Wire Voice Grade Port (Centrex from diff Serving Wire Center)2			UEP95	UEPQM	14.00	135.00	90.00				15.20
	2-Wire Voice Grade Port, Diff Serving Wire Center - 800 Service Term			UEP95	UEPQZ	14.00	135.00	90.00				15.20
	2-Wire Voice Grade Port terminated in on Megalink or equivalent			UEP95	UEPQ9	14.00	50.00	25.00				15.20
	2-Wire Voice Grade Port Terminated on 800 Service Term			UEP95	UEPQ2	14.00	50.00	25.00				15.20
Local Switching												
	Centrex Intercom Funtionality, per port			UEP95	URECS	0.8577						15.20
Local Number Portability												

UNBUNDLED NETWORK ELEMENTS - Louisiana										Attachment: 2		Exhibit: C						
CATEGORY	RATE ELEMENTS	Interim	Zone	BCS	USOC	RATES(\$)	Svc Order Submitted Elec per LSR	Svc Order Submitted Manually per LSR	Incremental Charge - Manual Svc Order vs. Electronic-1st	Incremental Charge - Manual Svc Order vs. Electronic-Add'l	Incremental Charge - Manual Svc Order vs. Electronic-Disc 1st	Incremental Charge - Manual Svc Order vs. Electronic-Disc Add'l						
													Rec	Nonrecurring		Nonrecurring Disconnect		OSS Rates(\$)
							First	Add'l	First	Add'l	SOMEc	SOMAN	SOMAN	SOMAN	SOMAN	SOMAN		
	Local Number Portability (1 per port)			UEP95	LNPCc	0.35												
	Features																	
	All Standard Features Offered, per port			UEP95	UEPVF	0.00					15.20							
	All Select Features Offered, per port			UEP95	UEPVS	0.00	412.25				15.20							
	All Centrex Control Features Offered, per port			UEP95	UEPVC	0.00					15.20							
	NARS																	
	Unbundled Network Access Register - Combination			UEP95	UARCX	0.00	0.00	0.00			15.20							
	Unbundled Network Access Register - Indial			UEP95	UAR1X	0.00	0.00	0.00			15.20							
	Unbundled Network Access Register - Outdial			UEP95	UAROx	0.00	0.00	0.00			15.20							
	Miscellaneous Terminations																	
	2-Wire Trunk Side																	
	Trunk Side Terminations, each			UEP95	CEND6	8.29	115.85	18.20			15.20							
	4-Wire Digital (1.544 Megabits)																	
	DS1 Circuit Terminations, each			UEP95	M1HD1	68.47	196.18	92.92			15.20							
	DS0 Channels Activated, each			UEP95	M1HDO	0.00	14.06				15.20							
	Interoffice Channel Mileage - 2-Wire																	
	Interoffice Channel Facilities Termination			UEP95	MIGBC	22.60	39.36	26.62			15.20							
	Interoffice Channel mileage, per mile or fraction of mile			UEP95	MIGBM	0.013												
	Feature Activations (DS0) Centrex Loops on Channelized DS1 Service																	
	D4 Channel Bank Feature Activations																	
	Feature Activation on D-4 Channel Bank Centrex Loop Slot			UEP95	1PQWS	0.6497					15.20							
	Feature Activation on D-4 Channel Bank FX line Side Loop Slot			UEP95	1PQW6	0.6497					15.20							
	Feature Activation on D-4 Channel Bank FX Trunk Side Loop Slot			UEP95	1PQW7	0.6497					15.20							
	Feature Activation on D-4 Channel Bank Centrex Loop Slot - Different Wire Center			UEP95	1PQWP	0.6497					15.20							
	Feature Activation on D-4 Channel Bank Private Line Loop Slot			UEP95	1PQWV	0.6497					15.20							
	Feature Activation on D-4 Channel Bank Tjje Line/Trunk Loop Slot			UEP95	1PQWQ	0.6497					15.20							
	Feature Activation on D-4 Channel Bank WATS Loop Slot			UEP95	1PQWA	0.6497					15.20							
	Non-Recurring Charges (NRC) Associated with UNE-P Centrex																	
	NRC Conversion Currently Combined Switch-As-Is with allowed changes, per port			UEP95	USAC2		0.10	0.10			15.20							
	Conversion of Existing Centrex Common Block, each			UEP95	USACN		36.66	16.10			15.20							
	New Centrex Standard Common Block			UEP95	M1ACS	0.00	680.40				15.20							
	New Centrex Customized Common Block			UEP95	M1ACC	0.00	680.40				15.20							
	NAR Establishment Charge, Per Occasion			UEP95	URECA	0.00	73.93				15.20							
	UNE-P CENTREX - DMS100 (Valid in All States)																	
	2-Wire VG Loop/2-Wire Voice Grade Port (Centrex) Combo																	
	UNE Port/Loop Combination Rates (Non-Design)																	
	2-Wire VG Loop/2-Wire Voice Grade Port (Centrex) Port Combo - Non-Design		1	UEP9D		25.77												
	2-Wire VG Loop/2-Wire Voice Grade Port (Centrex)Port Combo - Non-Design		2	UEP9D		36.39												
	2-Wire VG Loop/2-Wire Voice Grade Port (Centrex)Port Combo - Non-Design		3	UEP9D		62.26												
	UNE Port/Loop Combination Rates (Design)																	
	2-Wire VG Loop/2-Wire Voice Grade Port (Centrex) Port Combo - Design		1	UEP9D		28.93												
	2-Wire VG Loop/2-Wire Voice Grade Port (Centrex)Port Combo - Design		2	UEP9D		39.35												
	2-Wire VG Loop/2-Wire Voice Grade Port (Centrex)Port Combo - Design		3	UEP9D		64.46												
	UNE Loop Rate																	
	2-Wire Voice Grade Loop (SL 1) - Zone 1		1	UEP9D	UECS1	11.77												
	2-Wire Voice Grade Loop (SL 1) - Zone 2		2	UEP9D	UECS1	22.39												
	2-Wire Voice Grade Loop (SL 1) - Zone 3		3	UEP9D	UECS1	48.26												

UNBUNDLED NETWORK ELEMENTS - Louisiana

							Attachment: 2		Exhibit: C								
CATEGORY	RATE ELEMENTS	Interim	Zone	BCS	USOC	RATES(\$)	Svc Order Submitted Elec per LSR	Svc Order Submitted Manually per LSR	Incremental Charge - Manual Svc Order vs. Electronic-1st	Incremental Charge - Manual Svc Order vs. Electronic-Add'l	Incremental Charge - Manual Svc Order vs. Electronic-Disc 1st	Incremental Charge - Manual Svc Order vs. Electronic-Disc Add'l					
													Rec	Nonrecurring		Nonrecurring Disconnect	
											SOME C	SOMAN	SOMAN	SOMAN	SOMAN	SOMAN	
	2-Wire Voice Grade Loop (SL 2) - Zone 1		1	UEP9D	UECS2	14.93											
	2-Wire Voice Grade Loop (SL 2) - Zone 2		2	UEP9D	UECS2	25.35											
	2-Wire Voice Grade Loop (SL 2) - Zone 3		3	UEP9D	UECS2	50.46											
	UNE Port Rate																
	ALL STATES																
	2-Wire Voice Grade Port (Centrex) Basic Local Area			UEP9D	UEPYA	14.00	50.00	25.00									15.20
	2-Wire Voice Grade Port (Centrex 800 termination)Basic Local Area			UEP9D	UEPYB	14.00	50.00	25.00									15.20
	2-Wire Voice Grade Port (Centrex / EBS-PSET)3Basic Local Area			UEP9D	UEPYC	14.00	50.00	25.00									15.20
	2-Wire Voice Grade Port (Centrex / EBS-M5009)3Basic Local Area			UEP9D	UEPYD	14.00	50.00	25.00									15.20
	2-Wire Voice Grade Port (Centrex / EBS-M5209)3 Basic Local Area			UEP9D	UEPYE	14.00	50.00	25.00									15.20
	2-Wire Voice Grade Port (Centrex / EBS-M5112)3 Basic Local Area			UEP9D	UEPYF	14.00	50.00	25.00									15.20
	2-Wire Voice Grade Port (Centrex / EBS-M5312)3Basic Local Area			UEP9D	UEPYG	14.00	50.00	25.00									15.20
	2-Wire Voice Grade Port (Centrex / EBS-M5008)3 Basic Local Area			UEP9D	UEPYT	14.00	50.00	25.00									15.20
	2-Wire Voice Grade Port (Centrex / EBS-M5208)3 Basic Local Area			UEP9D	UEPYU	14.00	50.00	25.00									15.20
	2-Wire Voice Grade Port (Centrex / EBS-M5216)3 Basic Local Area			UEP9D	UEPYV	14.00	50.00	25.00									15.20
	2-Wire Voice Grade Port (Centrex / EBS-M5316)3 Basic Local Area			UEP9D	UEPY3	14.00	50.00	25.00									15.20
	2-Wire Voice Grade Port (Centrex with Caller ID) Basic Local Area			UEP9D	UEPYH	14.00	50.00	25.00									15.20
	2-Wire Voice Grade Port (Centrex/Caller ID/Msg Wtg Lamp Indication))3 Basic Local Area			UEP9D	UEPYW	14.00	50.00	25.00									15.20
	2-Wire Voice Grade Port (Centrex/Msg Wtg Lamp Indication))3 Basic Local Area			UEP9D	UEPYJ	14.00	50.00	25.00									15.20
	2-Wire Voice Grade Port (Centrex from diff Serving Wire Center) 2 Basic Local Area			UEP9D	UEPYM	14.00	135.00	90.00									15.20
	2-Wire Voice Grade Port (Centrex/differ SWC /EBS-PSET)2, 3 Basic Local Area			UEP9D	UEPYO	14.00	135.00	90.00									15.20
	2-Wire Voice Grade Port (Centrex/differ SWC /EBS-M5009)2, 3 Basic Local Area			UEP9D	UEPYP	14.00	135.00	90.00									15.20
	2-Wire Voice Grade Port (Centrex/differ SWC /EBS-5209)2, 3 Basic Local Area			UEP9D	UEPYQ	14.00	135.00	90.00									15.20
	2-Wire Voice Grade Port (Centrex/differ SWC /EBS-M5112)2, 3 Basic Local Area			UEP9D	UEPYR	14.00	135.00	90.00									15.20
	2-Wire Voice Grade Port (Centrex/differ SWC /EBS-M5312)2, 3 Basic Local Area			UEP9D	UEPYS	14.00	135.00	90.00									15.20
	2-Wire Voice Grade Port (Centrex/differ SWC /EBS-M5008)2, 3 Basic Local Area			UEP9D	UEPY4	14.00	135.00	90.00									15.20
	2-Wire Voice Grade Port (Centrex/differ SWC /EBS-M5208)2, 3 Basic Local Area			UEP9D	UEPY5	14.00	135.00	90.00									15.20
	2-Wire Voice Grade Port (Centrex/differ SWC /EBS-M5216)2, 3 Basic Local Area			UEP9D	UEPY6	14.00	135.00	90.00									15.20
	2-Wire Voice Grade Port (Centrex/differ SWC /EBS-M5316)2, 3 Basic Local Area			UEP9D	UEPY7	14.00	135.00	90.00									15.20
	2-Wire Voice Grade Port, Diff Serving Wire Center - 800 Service Term			UEP9D	UEPYZ	14.00	135.00	90.00									15.20
	2-Wire Voice Grade Port terminated in on Megalink or equivalent Basic Local Area			UEP9D	UEPY9	14.00	50.00	25.00									15.20
	2-Wire Voice Grade Port Terminated on 800 Service Term Basic Local Area			UEP9D	UEPY2	14.00	50.00	25.00									15.20
	AL, KY, LA, MS, SC, & TN Only																

UNBUNDLED NETWORK ELEMENTS - Mississippi										Attachment: 2		Exhibit: C				
CATEGORY	RATE ELEMENTS	Interim	Zone	BCS	USOC	RATES(\$)	Svc Order Submitted Elec per LSR	Svc Order Submitted Manually per LSR	Incremental Charge - Manual Svc Order vs. Electronic-1st	Incremental Charge - Manual Svc Order vs. Electronic-Add'l	Incremental Charge - Manual Svc Order vs. Electronic-Disc 1st	Incremental Charge - Manual Svc Order vs. Electronic-Disc Add'l	OSS Rates(\$)			
													Rec	Nonrecurring First	Nonrecurring Add'l	Nonrecurring Disconnect First
The "Zone" shown in the sections for stand-alone loops or loops as part of a combination refers to Geographically Deaveraged UNE Zones. To view Geographically Deaveraged UNE Zone Designations by Central Office, refer to Internet Website: http://www.interconnection.bellsouth.com/become_a_clec/html/interconnection.htm																
OPERATIONAL SUPPORT SYSTEMS																
NOTE: (1) Electronic Service Order: CLEC should contact its contract negotiator if it prefers the state specific electronic service ordering charges as ordered by the State Commissions. The electronic service ordering charge currently contained in this rate exhibit is the BellSouth regional electronic service ordering charge. CLEC may elect either the state specific Commission ordered rates for the electronic service ordering charges, or CLEC may elect the regional electronic service ordering charge.																
NOTE: (2) Any element that can be ordered electronically will be billed according to the SOMEc rate listed in this category. Please refer to BellSouth's Business Rules for Local Ordering (BBR-LO) to determine if a product can be ordered electronically. For those elements that cannot be ordered electronically at present per the BBR-LO, the listed SOMEc rate in this category reflects the charge that would be billed to a CLEC once electronic ordering capabilities come on-line for that element. Otherwise, the manual ordering charge, SOMAN, will be applied to a CLECs bill when it submits an LSR to BellSouth.																
	Manual Service Order Charge, per LSR, Disconnect Only (MS)				SOMAN									1.97		
	Electronic OSS Charge, per LSR, submitted via BST's OSS interactive interfaces (Regional)				SOMEc		3.50									
UNE SERVICE DATE ADVANCEMENT CHARGE																
NOTE: The Expedite charge will be maintained commensurate with BellSouth's FCC No.1 Tariff, Section 5 as applicable.																
	UNE Expedite Charge per Circuit or Line Assignable USOC, per Day			ALL UNE	SDASP		200.00									
UNBUNDLED EXCHANGE ACCESS LOOP																
2-WIRE ANALOG VOICE GRADE LOOP																
	2-Wire Analog Voice Grade Loop - Service Level 1- Zone 1		1	UEANL	UEAL2	12.03	37.92	17.55	23.48	5.25				15.75		
	2-Wire Analog Voice Grade Loop - Service Level 1- Zone 2		2	UEANL	UEAL2	16.87	37.92	17.55	23.48	5.25				15.75		
	2-Wire Analog Voice Grade Loop - Service Level 1- Zone 3		3	UEANL	UEAL2	25.68	37.92	17.55	23.48	5.25				15.75		
	2-Wire Analog Voice Grade Loop - Service Level 1- Zone 4		4	UEANL	UEAL2	43.85	37.92	17.55	23.48	5.25				15.75		
	Loop Testing - Basic 1st Half Hour			UEANL	URET1		34.36							15.75		
	Loop Testing - Basic Additional Half Hour			UEANL	URETA		19.97							15.75		
	CLEC to CLEC Conversion Charge Without Outside Dispatch			UEANL	UREWO		15.75	8.92						15.75		
	Engineering Information Document (EI)			UEANL	UEANM		13.51	13.51								
	Manual Order Coordination for UVL-SL1s (per loop)			UEANL	UEAMC		8.20	8.20								
	Order Coordination for Specified Conversion Time for UVL-SL1 (per LSR)			UEANL	OCOSL		18.19	18.19								
2-WIRE Unbundled COPPER LOOP																
	2-Wire Unbundled Copper Loop - Non-Designed Zone 1	I	1	UEQ	UEQ2X	11.01	36.53	16.16	22.66	4.42				15.75		
	2 Wire Unbundled Copper Loop - Non-Designed - Zone 2	I	2	UEQ	UEQ2X	11.51	36.53	16.16	22.66	4.42				15.75		
	2 Wire Unbundled Copper Loop - Non-Designed - Zone 3	I	3	UEQ	UEQ2X	11.57	36.53	16.16	22.66	4.42				15.75		
	2 Wire Unbundled Copper Loop - Non-Designed - Zone 4	I	4	UEQ	UEQ2X	13.10	36.53	16.16	22.66	4.42				15.75		
	Order Coordination 2 Wire Unbundled Copper Loop - Non-Designed (per loop)			UEQ	USBMC		8.20	8.20								
	Engineering Information Document			UEQ			13.51	13.51								
	Loop Testing - Basic 1st Half Hour			UEQ	URET1		34.36							15.75		
	Loop Testing - Basic Additional Half Hour			UEQ	URETA		19.97							15.75		
	CLEC to CLEC Conversion Charge Without Outside Dispatch			UEQ	UREWO		14.24	7.42						15.75		
UNBUNDLED EXCHANGE ACCESS LOOP																
2-WIRE ANALOG VOICE GRADE LOOP																
	2-Wire Analog Voice Grade Loop - Service Level 2 w/Loop or Ground Start Signaling - Zone 1		1	UEA	UEAL2	13.89	105.96	68.28	52.82	10.37				15.75		
	2-Wire Analog Voice Grade Loop - Service Level 2 w/Loop or Ground Start Signaling - Zone 2		2	UEA	UEAL2	18.75	105.96	68.28	52.82	10.37				15.75		
	2-Wire Analog Voice Grade Loop - Service Level 2 w/Loop or Ground Start Signaling - Zone 3		3	UEA	UEAL2	27.55	105.96	68.28	52.82	10.37				15.75		
	2-Wire Analog Voice Grade Loop - Service Level 2 w/Loop or Ground Start Signaling - Zone 4		4	UEA	UEAL2	45.72	105.96	68.28	52.82	10.37				15.75		
	Order Coordination for Specified Conversion Time (per LSR)			UEA	OCOSL		18.19									
	2-Wire Analog Voice Grade Loop - Service Level 2 w/Reverse Battery Signaling - Zone 1		1	UEA	UEAR2	13.89	105.96	68.28	52.82	10.37				15.75		
	2-Wire Analog Voice Grade Loop - Service Level 2 w/Reverse Battery Signaling - Zone 2		2	UEA	UEAR2	18.75	105.96	68.28	52.82	10.37				15.75		
	2-Wire Analog Voice Grade Loop - Service Level 2 w/Reverse Battery Signaling - Zone 3		3	UEA	UEAR2	27.55	105.96	68.28	52.82	10.37				15.75		
	2-Wire Analog Voice Grade Loop - Service Level 2 w/Reverse Battery Signaling - Zone 4		4	UEA	UEAR2	45.72	105.96	68.28	52.82	10.37				15.75		
	Order Coordination for Specified Conversion Time (per LSR)			UEA	OCOSL		18.19									

UNBUNDLED NETWORK ELEMENTS - Mississippi										Attachment: 2		Exhibit: C											
CATEGORY	RATE ELEMENTS	Interim	Zone	BCS	USOC	RATES(\$)	Svc Order Submitted Elec per LSR	Svc Order Submitted Manually per LSR	Incremental Charge - Manual Svc Order vs. Electronic-1st	Incremental Charge - Manual Svc Order vs. Electronic-Add'l	Incremental Charge - Manual Svc Order vs. Electronic-Disc 1st	Incremental Charge - Manual Svc Order vs. Electronic-Disc Add'l	OSS Rates(\$)										
													Rec	Nonrecurring		Nonrecurring Disconnect		SOMEc	SOMAN	SOMAN	SOMAN	SOMAN	SOMAN
													First	Add'l	First	Add'l							
	4-Wire Unbundled HDSL Loop including manual service inquiry and facility reservation - Zone 2		2	UHL	UHL4X	13.43							15.75										
	4-Wire Unbundled HDSL Loop including manual service inquiry and facility reservation - Zone 3		3	UHL	UHL4X	15.59							15.75										
	4-Wire Unbundled HDSL Loop including manual service inquiry and facility reservation - Zone 4		4	UHL	UHL4X	14.46							15.75										
	Order Coordination for Specified Conversion Time (per LSR)			UHL	OCOSL								18.19										
	4-Wire Unbundled HDSL Loop without manual service inquiry and facility reservation - Zone 1		1	UHL	UHL4W	13.78							15.75										
	4-Wire Unbundled HDSL Loop without manual service inquiry and facility reservation - Zone 2		2	UHL	UHL4W	13.43							15.75										
	4-Wire Unbundled HDSL Loop without manual service inquiry and facility reservation - Zone 3		3	UHL	UHL4W	15.59							15.75										
	4-Wire Unbundled HDSL Loop without manual service inquiry and facility reservation - Zone 4		4	UHL	UHL4W	14.46							15.75										
	Order Coordination for Specified Conversion Time (per LSR)			UHL	OCOSL								18.19										
	CLEC to CLEC Conversion Charge without outside dispatch			UHL	UREWO								85.98	40.33									
	4-WIRE DS1 DIGITAL LOOP																						
	4-Wire DS1 Digital Loop - Zone 1		1	USL	USLXX	79.08							253.93	158.45	46.10	12.07							15.75
	4-Wire DS1 Digital Loop - Zone 2		2	USL	USLXX	129.38							253.93	158.45	46.10	12.07							15.75
	4-Wire DS1 Digital Loop - Zone 3		3	USL	USLXX	206.74							253.93	158.45	46.10	12.07							15.75
	4-Wire DS1 Digital Loop - Zone 4		4	USL	USLXX	458.46							253.93	158.45	46.10	12.07							15.75
	Order Coordination for Specified Conversion Time (per LSR)			USL	OCOSL								18.19										
	CLEC to CLEC Conversion Charge without outside dispatch			USL	UREWO								100.90	42.96									15.75
	4-WIRE 19.2, 56 OR 64 KBPS DIGITAL GRADE LOOP																						
	4 Wire Unbundled Digital 19.2 Kbps		1	UDL	UDL19	27.44							126.53	88.85	60.68	14.64							15.75
	4 Wire Unbundled Digital 19.2 Kbps		2	UDL	UDL19	34.55							126.53	88.85	60.68	14.64							15.75
	4 Wire Unbundled Digital 19.2 Kbps		3	UDL	UDL19	40.76							126.53	88.85	60.68	14.64							15.75
	4 Wire Unbundled Digital 19.2 Kbps		4	UDL	UDL19	32.25							126.53	88.85	60.68	14.64							15.75
	4 Wire Unbundled Digital Loop 56 Kbps - Zone 1		1	UDL	UDL56	27.44							126.53	88.85	60.68	14.64							15.75
	4 Wire Unbundled Digital Loop 56 Kbps - Zone 2		2	UDL	UDL56	34.55							126.53	88.85	60.68	14.64							15.75
	4 Wire Unbundled Digital Loop 56 Kbps - Zone 3		3	UDL	UDL56	40.76							126.53	88.85	60.68	14.64							15.75
	4 Wire Unbundled Digital Loop 56 Kbps - Zone 4		4	UDL	UDL56	32.25							126.53	88.85	60.68	14.64							15.75
	Order Coordination for Specified Conversion Time (per LSR)			UDL	OCOSL								18.19										
	4 Wire Unbundled Digital Loop 64 Kbps - Zone 1		1	UDL	UDL64	27.44							126.53	88.85	60.68	14.64							15.75
	4 Wire Unbundled Digital Loop 64 Kbps - Zone 2		2	UDL	UDL64	34.55							126.53	88.85	60.68	14.64							15.75
	4 Wire Unbundled Digital Loop 64 Kbps - Zone 3		3	UDL	UDL64	40.76							126.53	88.85	60.68	14.64							15.75
	4 Wire Unbundled Digital Loop 64 Kbps - Zone 4		4	UDL	UDL64	32.25							126.53	88.85	60.68	14.64							15.75
	Order Coordination for Specified Conversion Time (per LSR)			UDL	OCOSL								18.19										
	CLEC to CLEC Conversion Charge without outside dispatch			UDL	UREWO								101.94	49.66									15.75
	2-WIRE Unbundled COPPER LOOP																						
	2-Wire Unbundled Copper Loop/Short including manual service inquiry & facility reservation - Zone 1		1	UCL	UCLPB	11.11							120.34	69.87	50.38	7.93							15.75
	2-Wire Unbundled Copper Loop/Short including manual service inquiry & facility reservation - Zone 2		2	UCL	UCLPB	11.47							120.34	69.87	50.38	7.93							15.75
	2 Wire Unbundled Copper Loop/Short including manual service inquiry & facility reservation - Zone 3		3	UCL	UCLPB	11.74							120.34	69.87	50.38	7.93							15.75
	2 Wire Unbundled Copper Loop/Short including manual service inquiry & facility reservation - Zone 4		4	UCL	UCLPB	12.69							120.34	69.87	50.38	7.93							15.75
	Order Coordination for Unbundled Copper Loops (per loop)			UCL	UCLMC								8.20	8.20									
	2-Wire Unbundled Copper Loop/Short without manual service inquiry and facility reservation - Zone 1		1	UCL	UCLPW	11.11							95.21	57.09	50.38	7.93							15.75
	2-Wire Unbundled Copper Loop/Short without manual service inquiry and facility reservation - Zone 2		2	UCL	UCLPW	11.47							95.21	57.09	50.38	7.93							15.75
	2-Wire Unbundled Copper Loop/Short without manual service inquiry and facility reservation - Zone 3		3	UCL	UCLPW	11.74							95.21	57.09	50.38	7.93							15.75
	2-Wire Unbundled Copper Loop/Short without manual service inquiry and facility reservation - Zone 4		4	UCL	UCLPW	12.69							95.21	57.09	50.38	7.93							15.75
	Order Coordination for Unbundled Copper Loops (per loop)			UCL	UCLMC								8.20	8.20									

UNBUNDLED NETWORK ELEMENTS - Mississippi							Attachment: 2		Exhibit: C						
CATEGORY	RATE ELEMENTS	Interim	Zone	BCS	USOC	RATES(\$)	Svc Order Submitted Elec per LSR	Svc Order Submitted Manually per LSR	Incremental Charge - Manual Svc Order vs. Electronic-1st	Incremental Charge - Manual Svc Order vs. Electronic-Add'l	Incremental Charge - Manual Svc Order vs. Electronic-Disc 1st	Incremental Charge - Manual Svc Order vs. Electronic-Disc Add'l			
													Rec	Nonrecurring	
										SOMEc	SOMAN	SOMAN	SOMAN	SOMAN	SOMAN
	2-Wire Unbundled Copper Loop/Long - includes manual svc. inquiry and facility reservation - Zone 1		1	UCL	UCL2L	29.29	120.34	69.87	50.38	7.93		15.75			
	2-Wire Unbundled Copper Loop/Long - includes manual svc. inquiry and facility reservation - Zone 2		2	UCL	UCL2L	43.46	120.34	69.87	50.38	7.93		15.75			
	2-Wire Unbundled Copper Loop/Long - includes manual svc. inquiry and facility reservation - Zone 3		3	UCL	UCL2L	64.44	120.34	69.87	50.38	7.93		15.75			
	2-Wire Unbundled Copper Loop/Long - includes manual svc. inquiry and facility reservation - Zone 4		4	UCL	UCL2L	87.60	120.34	69.87	50.38	7.93		15.75			
	Order Coordination for Unbundled Copper Loops (per loop)			UCL	UCLMC		8.20	8.20							
	2-Wire Unbundled Copper Loop/Long - without manual service inquiry and facility reservation - Zone 1		1	UCL	UCL2W	29.29	95.21	57.09	50.38	7.93		15.75			
	2-Wire Unbundled Copper Loop/Long - without manual service inquiry and facility reservation - Zone 2		2	UCL	UCL2W	43.46	95.21	57.09	50.38	7.93		15.75			
	2-Wire Unbundled Copper Loop/Long - without manual service inquiry and facility reservation - Zone 3		3	UCL	UCL2W	64.44	95.21	57.09	50.38	7.93		15.75			
	2-Wire Unbundled Copper Loop/Long - without manual service inquiry and facility reservation - Zone 4		4	UCL	UCL2W	87.60	95.21	57.09	50.38	7.93		15.75			
	Order Coordination for Unbundled Copper Loops (per loop)			UCL	UCLMC		8.20	8.20							
	CLEC to CLEC Conversion Charge without outside dispatch (UCL-Des)			UCL	UREWO		95.21	42.40				15.75			
	4-WIRE COPPER LOOP														
	4-Wire Copper Loop/Short - including manual service inquiry and facility reservation - Zone 1		1	UCL	UCL4S	17.30	144.68	94.22	56.72	10.68		15.75			
	4-Wire Copper Loop/Short - including manual service inquiry and facility reservation - Zone 2		2	UCL	UCL4S	18.84	144.68	94.22	56.72	10.68		15.75			
	4-Wire Copper Loop/Short - including manual service inquiry and facility reservation - Zone 3		3	UCL	UCL4S	21.33	144.68	94.22	56.72	10.68		15.75			
	4-Wire Copper Loop/Short - including manual service inquiry and facility reservation - Zone 4		4	UCL	UCL4S	21.33	144.68	94.22	56.72	10.68		15.75			
	Order Coordination for Unbundled Copper Loops (per loop)			UCL	UCLMC		8.20	8.20							
	4-Wire Copper Loop/Short - without manual service inquiry and facility reservation - Zone 1		1	UCL	UCL4W	17.30	119.56	81.44	56.72	10.68		15.75			
	4-Wire Copper Loop/Short - without manual service inquiry and facility reservation - Zone 2		2	UCL	UCL4W	18.84	119.56	81.44	56.72	10.68		15.75			
	4-Wire Copper Loop/Short - without manual service inquiry and facility reservation - Zone 3		3	UCL	UCL4W	21.33	119.56	81.44	56.72	10.68		15.75			
	4-Wire Copper Loop/Short - without manual service inquiry and facility reservation - Zone 4		4	UCL	UCL4W	21.33	119.56	81.44	56.72	10.68		15.75			
	Order Coordination for Unbundled Copper Loops (per loop)			UCL	UCLMC		8.20	8.20							
	4-Wire Unbundled Copper Loop/Long - includes manual svc. inquiry and facility reservation - Zone 1		1	UCL	UCL4L	54.72	144.68	94.22	56.72	10.68		15.75			
	4-Wire Unbundled Copper Loop/Long - includes manual svc. inquiry and facility reservation - Zone 2		2	UCL	UCL4L	97.47	144.68	94.22	56.72	10.68		15.75			
	4-Wire Unbundled Copper Loop/Long - includes manual svc. inquiry and facility reservation - Zone 3		3	UCL	UCL4L	106.06	144.68	94.22	56.72	10.68		15.75			
	4-Wire Unbundled Copper Loop/Long - includes manual svc. inquiry and facility reservation - Zone 4		4	UCL	UCL4L	106.06	144.68	94.22	56.72	10.68		15.75			
	Order Coordination for Unbundled Copper Loops (per loop)			UCL	UCLMC		8.20	8.20							
	4-Wire Unbundled Copper Loop/Long - without manual svc. inquiry and facility reservation - Zone 1		1	UCL	UCL4O	54.72	119.56	81.44	56.72	10.68		15.75			
	4-Wire Unbundled Copper Loop/Long - without manual svc. inquiry and facility reservation - Zone 2		2	UCL	UCL4O	97.47	119.56	81.44	56.72	10.68		15.75			
	4-Wire Unbundled Copper Loop/Long - without manual svc. inquiry and facility reservation - Zone 3		3	UCL	UCL4O	106.06	119.56	81.44	56.72	10.68		15.75			
	4-Wire Unbundled Copper Loop/Long - without manual service inquiry and facility reservation - Zone 4		4	UCL	UCL4O	106.06	119.56	81.44	56.72	10.68		15.75			
	Order Coordination for Unbundled Copper Loops (per loop)			UCL	UCLMC		8.20	8.20							
	CLEC to CLEC Conversion Charge without outside dispatch (UCL-Des)			UCL	UREWO		95.21	42.40				15.75			

UNBUNDLED NETWORK ELEMENTS - Mississippi										Attachment: 2		Exhibit: C								
CATEGORY	RATE ELEMENTS	Interim	Zone	BCS	USOC	RATES(\$)	Svc Order Submitted Elec per LSR	Svc Order Submitted Manually per LSR	Incremental Charge - Manual Svc Order vs. Electronic-1st	Incremental Charge - Manual Svc Order vs. Electronic-Add'l	Incremental Charge - Manual Svc Order vs. Electronic-Disc 1st	Incremental Charge - Manual Svc Order vs. Electronic-Disc Add'l	OSS Rates(\$)							
													Rec	Nonrecurring First	Nonrecurring Add'l	Nonrecurring Disconnect First	Nonrecurring Disconnect Add'l	SOMEK	SOMAN	SOMAN
	4 Wire Copper Unbundled Sub-Loop Distribution - Zone 2	I	2	UEF	UCS4X	9.11														
	4 Wire Copper Unbundled Sub-Loop Distribution - Zone 3	I	3	UEF	UCS4X	14.00														
	4 Wire Copper Unbundled Sub-Loop Distribution - Zone 4		4	UEF	UCS4X	14.00														
	Order Coordination for Unbundled Sub-Loops, per sub-loop pair			UEF	USBMC															
	Unbundled Sub-Loop Modification																			
	Unbundled Sub-Loop Modification - 2-W Copper Dist Load Coil/Equip Removal per 2-W PR			UEF	ULM2X															
	Unbundled Sub-loop Modification - 4-W Copper Dist Load Coil/Equip Removal per 4-W PR			UEF	ULM4X															
	Unbundled Sub-loop Modification - 2-w/4-w Copper Dist Bridged Tap Removal, per PR unloaded			UEF	ULM4T															
	Unbundled Network Terminating Wire (UNTW)																			
	Unbundled Network Terminating Wire (UNTW) per Pair			UENTW	UENPP	0.3366														
	Network Interface Device (NID)																			
	Network Interface Device (NID) - 1-2 lines			UENTW	UND12															
	Network Interface Device (NID) - 1-6 lines			UENTW	UND16															
	Network Interface Device Cross Connect - 2 W			UENTW	UNDC2															
	Network Interface Device Cross Connect - 4W			UENTW	UNDC4															
	SUB-LOOPS																			
	Sub-Loop Feeder																			
	USL-Feeder, DS0 Set-up per Cross Box location - CLEC Distribution Facility set-up			UEA, UDN,UCL,UDL,UDC	USBFW															
	USL Feeder - DS0 Set-up per Cross Box location - per 25 pair set-up			UEA, UDN,UCL,UDL,UDC	USBFX															
	USL Feeder DS1 Set-up at DSX location, per DS1 termination			USL	USBFZ															
	Unbundled Sub-Loop Feeder Loop, 2 Wire Ground Start, Voice Grade - Zone 1		1	UEA	USBFA	7.98														
	Unbundled Sub-Loop Feeder Loop, 2 Wire Ground-Start, Voice Grade - Zone 2		2	UEA	USBFA	10.39														
	Unbundled Sub-Loop Feeder Loop, Per 2 Wire Ground-Start, Voice Grade - Zone 3		3	UEA	USBFA	16.11														
	Unbundled Sub-Loop Feeder Loop, 2 Wire Ground-Start Loop, Voice Grade - Zone 4		4	UEA	USBFA	28.37														
	Order Coordination for Specified Conversion Time, per LSR			UEA	OCOSL															
	Unbundle Sub-Loop Feeder Loop, 2 Wire Loop-Start, Voice Grade - Zone 1		1	UEA	USBFB	7.98														
	Unbundled Sub-Loop Feeder Loop, 2 Wire Loop-Start, Voice Grade - Zone 2		2	UEA	USBFB	10.39														
	Unbundled Sub-Loop Feeder Loop, 2 Wire Start Loop, Voice Grade - Zone 3		3	UEA	USBFB	16.11														
	Unbundled Sub-Loop Feeder Loop, 2 Wire Loop-Start, Voice Grade - Zone 4		4	UEA	USBFB	28.37														
	Order Coordination for Specified Time Conversion, per LSR			UEA	OCOSL															
	Unbundled Sub-Loop Feeder Loop, 2 Wire Reverse Battery, Voice Grade - Zone 1		1	UEA	USBFC	7.98														
	Unbundled Sub-Loop Feeder Loop, 2 Wire Reverse Battery, Voice Grade - Zone 2		2	UEA	USBFC	10.39														
	Unbundled Sub-Loop Feeder Loop, 2 Wire Reverse Battery, Voice Grade - Zone 3		3	UEA	USBFC	16.11														
	Unbundled Sub-Loop Feeder Loop, 2 Wire Reverse Battery, Voice Grade - Zone 4		4	UEA	USBFC	28.37														
	Order Coordination For Specified Conversion Time, per LSR			UEA	OCOSL															
	Unbundled Sub-Loop Feeder Loop, 4 Wire Ground-Start, Voice Grade - Zone 1		1	UEA	USBFD	21.69														
	Unbundled Sub-Loop Feeder Loop, 4 Wire Ground-Start, Voice Grade - Zone 2		2	UEA	USBFD	26.06														
	Unbundled Sub-Loop Feeder Loop, 4 Wire Ground Start, Voice Grade - Zone 3		3	UEA	USBFD	34.77														

UNBUNDLED NETWORK ELEMENTS - Mississippi

UNBUNDLED NETWORK ELEMENTS - Mississippi							Attachment: 2		Exhibit: C						
CATEGORY	RATE ELEMENTS	Interim	Zone	BCS	USOC	RATES(\$)	Svc Order Submitted Elec per LSR	Svc Order Submitted Manually per LSR	Incremental Charge - Manual Svc Order vs. Electronic-1st	Incremental Charge - Manual Svc Order vs. Electronic-Add'l	Incremental Charge - Manual Svc Order vs. Electronic-Disc 1st	Incremental Charge - Manual Svc Order vs. Electronic-Disc Add'l			
													Rec	Nonrecurring	
										SOMEc	SOMAN	SOMAN	SOMAN	SOMAN	SOMAN
	Unbundled Sub-Loop Feeder Loop, 4 Wire Ground-Start, Voice Grade - Zone 4		4	UEA	USBFD	34.77									
	Order Coordination For Specified Conversion Time, Per LSR			UEA	OCOSL		107.71	70.03	63.68	17.64					
	Unbundled Sub-Loop Feeder Loop, 4 Wire Loop-Start, Voice Grade - Zone 1		1	UEA	USBFE	21.69	107.71	70.03	63.68	17.64					
	Unbundled Sub-Loop Feeder Loop, 4 Wire Loop-Start, Voice Grade - Zone 2		2	UEA	USBFE	26.06	107.71	70.03	63.68	17.64					
	Unbundled Sub-Loop Feeder Loop, 4 Wire Loop-Start, Voice Grade - Zone 3		3	UEA	USBFE	34.77	107.71	70.03	63.68	17.64					
	Sub-Loop Feeder - Per 4-Wire Analog Voice Grade Loop-Start Loop - Zone 4		4	UEA	USBFE	34.77	107.71	70.03	63.68	17.64					
	Order Coordination For Specified Conversion Time, Per LSR			UEA	OCOSL		107.71	70.03	63.68	17.64					
	Unbundled Sub-Loop Feeder Loop, 2 Wire ISDN BRI - Zone 1		1	UDN	USBFF	14.60	106.46	68.78	55.58	13.13					
	Unbundled Sub-Loop Feeder Loop, 2-Wire ISDN BRI - Zone 2		2	UDN	USBFF	18.78	106.46	68.78	55.58	13.13					
	Unbundled Sub-Loop Feeder Loop, 2-Wire ISDN BRI - Zone 3		3	UDN	USBFF	25.47	106.46	68.78	55.58	13.13					
	Unbundled Sub-Loop Feeder Loop, 2-Wire ISDN BRI - Zone 4		4	UDN	USBFF	41.41	106.46	68.78	55.58	13.13					
	Order Coordination For Specified Conversion Time, Per LSR			UDN	OCOSL		106.46	68.78	55.58	13.13					
	Unbundled Sub-Loop Feeder, 2 Wire UDC (IDSL compatible)		1	UDC	USBFS	14.60	106.46	68.78	55.58	13.13					
	Unbundled Sub-Loop Feeder, 2 Wire UDC (IDSL compatible)		2	UDC	USBFS	18.78	106.46	68.78	55.58	13.13					
	Unbundled Sub-Loop Feeder, 2 Wire UDC (IDSL compatible)		3	UDC	USBFS	25.47	106.46	68.78	55.58	13.13					
	Unbundled Sub-Loop Feeder, 2 Wire UDC (IDSL compatible)		4	UDC	USBFS	41.41	106.46	68.78	55.58	13.13					
	Unbundled Sub-Loop Feeder Loop, 4-Wire DS1 - Zone 1		1	USL	USBFG	55.19	101.97	64.29	63.68	17.64					
	Unbundled Sub-Loop Feeder Loop, 4-Wire DS1 - Zone 2		2	USL	USBFG	100.03	101.97	64.29	63.68	17.64					
	Unbundled Sub-Loop Feeder Loop, 4-Wire DS1 - Zone 3		3	USL	USBFG	183.66	101.97	64.29	63.68	17.64					
	Unbundled Sub-Loop Feeder Loop, 4-Wire DS1 - Zone 4		4	USL	USBFG	430.04	101.97	64.29	63.68	17.64					
	Order Coordination For Specified Conversion Time, Per LSR			USL	OCOSL		101.97	64.29	63.68	17.64					
	Unbundled Sub-Loop Feeder Loop, 2-Wire Copper Loop - Zone 1		1	UCL	USBFH	5.88	84.27	46.59	53.14	10.70					
	Unbundled Sub-Loop Feeder Loop, 2-Wire Copper Loop - Zone 2		2	UCL	USBFH	5.21	84.27	46.59	53.14	10.70					
	Unbundled Sub-Loop Feeder Loop, 2-Wire Copper Loop - Zone 3		3	UCL	USBFH	4.40	84.27	46.59	53.14	10.70					
	Unbundled Sub-Loop Feeder, 2-Wire Copper Loop - Zone 4		4	UCL	USBFH	3.63	84.27	46.59	53.14	10.70					
	Order Coordination For Specified Conversion Time, per LSR			UCL	OCOSL		101.58	63.90	59.71	13.67					
	Sub-Loop Feeder - Per 4-Wire Copper Loop - Zone 1		1	UCL	USBFJ	13.49	101.58	63.90	59.71	13.67					
	Sub-Loop Feeder - Per 4-Wire Copper Loop - Zone 2		2	UCL	USBFJ	10.96	101.58	63.90	59.71	13.67					
	Sub-Loop Feeder - Per 4-Wire Copper Loop - Zone 3		3	UCL	USBFJ	8.59	101.58	63.90	59.71	13.67					
	Sub-Loop Feeder - Per 4-Wire Copper Loop - Zone 4		4	UCL	USBFJ	8.59	101.58	63.90	59.71	13.67					
	Order Coordination For Specified Conversion Time, per LSR			UCL	OCOSL		101.58	63.90	59.71	13.67					
	Sub-Loop Feeder - Per 4-Wire 19.2 Kbps Digital Grade Loop		1	UDL	USBFN	22.89	101.97	64.29	63.68	17.64					
	Sub-Loop Feeder - Per 4-Wire 19.2 Kbps Digital Grade Loop		2	UDL	USBFN	25.11	101.97	64.29	63.68	17.64					
	Sub-Loop Feeder - Per 4-Wire 19.2 Kbps Digital Grade Loop		3	UDL	USBFN	30.84	101.97	64.29	63.68	17.64					
	Sub-Loop Feeder - Per 4-Wire 19.2 Kbps Digital Grade Loop		4	UDL	USBFN	41.05	101.97	64.29	63.68	17.64					
	Sub-Loop Feeder - Per 4-Wire 56 Kbps Digital Grade Loop - Zone 1		1	UDL	USBFO	22.89	101.97	64.29	63.68	17.64					
	Sub-Loop Feeder - Per 4-Wire 56 Kbps Digital Grade Loop - Zone 2		2	UDL	USBFO	25.11	101.97	64.29	63.68	17.64					
	Sub-Loop Feeder - Per 4-Wire 56 Kbps Digital Grade Loop - Zone 3		3	UDL	USBFO	30.84	101.97	64.29	63.68	17.64					
	Sub-Loop Feeder - Per 4-Wire 56 Kbps Digital Grade Loop - Zone 4		4	UDL	USBFO	41.05	101.97	64.29	63.68	17.64					
	Order Coordination For Specified Time Conversion, per LSR			UDL	OCOSL		101.97	64.29	63.68	17.64					
	Sub-Loop Feeder - Per 4-Wire 64 Kbps Digital Grade Loop - Zone 1		1	UDL	USBFP	22.89	101.97	64.29	63.68	17.64					
	Sub-Loop Feeder - Per 4-Wire 64 Kbps Digital Grade Loop - Zone 2		2	UDL	USBFP	25.11	101.97	64.29	63.68	17.64					
	Sub-Loop Feeder - Per 4-Wire 64 Kbps Digital Grade Loop - Zone 3		3	UDL	USBFP	30.84	101.97	64.29	63.68	17.64					

UNBUNDLED NETWORK ELEMENTS - Mississippi										Attachment: 2		Exhibit: C											
CATEGORY	RATE ELEMENTS	Interim	Zone	BCS	USOC	RATES(\$)	Svc Order Submitted Elec per LSR	Svc Order Submitted Manually per LSR	Incremental Charge - Manual Svc Order vs. Electronic-1st	Incremental Charge - Manual Svc Order vs. Electronic-Add'l	Incremental Charge - Manual Svc Order vs. Electronic-Disc 1st	Incremental Charge - Manual Svc Order vs. Electronic-Disc Add'l	OSS Rates(\$)										
													Rec	Nonrecurring		Nonrecurring Disconnect		SOMEc	SOMAN	SOMAN	SOMAN	SOMAN	SOMAN
													First	Add'l	First	Add'l							
	Unbundled DS1 Loop - Expanded Superframe Format option - no rate			USL	CCOEF	0.00																	
HIGH CAPACITY UNBUNDLED LOCAL LOOP																							
	High Capacity Unbundled Local Loop - DS3 - Per Mile per month			UE3	1L5ND	11.20																	
	High Capacity Unbundled Local Loop - DS3 - Facility Termination per month			UE3	UE3PX	326.15	454.13	265.47	123.23	86.19		15.75											
	High Capacity Unbundled Local Loop - STS-1 - Per Mile per month			UDLSX	1L5ND	11.20																	
	High Capacity Unbundled Local Loop - STS-1 - Facility Termination per month			UDLSX	UDLS1	338.55	454.13	265.47	123.23	86.19		15.75											
LOOP MAKE-UP																							
	Loop Makeup - Preordering Without Reservation, per working or spare facility queried (Manual).			UMK	UMKLV		24.12	24.12															
	Loop Makeup - Preordering With Reservation, per spare facility queried (Manual).			UMK	UMKLP		25.58	25.58															
	Loop Makeup--With or Without Reservation, per working or spare facility queried (Mechanized)			UMK	PSUMK		0.6652	0.6652															
UNBUNDLED DEDICATED TRANSPORT																							
NOTE: INTEROFFICE CHANNEL DEDICATED TRANSPORT - minimum billing period - below DS3=one month, DS3/STS-1=four months																							
INTEROFFICE CHANNEL - DEDICATED TRANSPORT																							
	Interoffice Channel - Dedicated Transport - 2-Wire Voice Grade - Per Mile per month			U1TVX	1L5XX	0.0098																	
	Interoffice Channel - Dedicated Transport- 2- Wire Voice Grade - Facility Termination			U1TVX	U1TV2	22.52	40.77	27.57	17.26	7.11		15.75											
	Interoffice Channel - Dedicated Transport- 2-Wire Voice Grade Rev Bat. - Per Mile per month			U1TVX	1L5XX	0.0098																	
	Interoffice Channel - Dedicated Transport- 2- Wire VG Rev Bat. - Facility Termination			U1TVX	U1TR2	22.52	40.77	27.57	17.26	7.11		15.75											
	Interoffice Channel - Dedicated Transport - 4-Wire Voice Grade - Per Mile per month			U1TVX	1L5XX	0.0098																	
	Interoffice Channel - Dedicated Transport - 4- Wire Voice Grade - Facility Termination			U1TVX	U1TV4	19.79	40.77	27.57	17.26	7.11		15.75											
	Interoffice Channel - Dedicated Transport - 56 kbps - per mile per month			U1TDX	1L5XX	0.0098																	
	Interoffice Channel - Dedicated Transport - 56 kbps - Facility Termination			U1TDX	U1TD5	15.68	40.78	27.57	17.26	7.11		15.75											
	Interoffice Channel - Dedicated Transport - 64 kbps - per mile per month			U1TDX	1L5XX	0.0098																	
	Interoffice Channel - Dedicated Transport - 64 kbps - Facility Termination			U1TDX	U1TD6	15.68	40.78	27.57	17.26	7.11		15.75											
	Interoffice Channel - Dedicated Channel - DS1 - Per Mile per month			U1TD1	1L5XX	0.201																	
	Interoffice Channel - Dedicated Transport - DS1 - Facility Termination			U1TD1	U1TF1	57.33	89.79	82.28	16.86	14.90		15.75											
	Interoffice Channel - Dedicated Transport - DS3 - Per Mile per month			U1TD3	1L5XX	4.76																	
	Interoffice Channel - Dedicated Transport - DS3 - Facility Termination per month			U1TD3	U1TF3	641.90	280.37	163.70	62.08	60.29		15.75											
	Interoffice Channel - Dedicated Transport - STS-1 - Per Mile per month			U1TS1	1L5XX	4.76																	
	Interoffice Channel - Dedicated Transport - STS-1 - Facility Termination			U1TS1	U1TFS	644.21	280.37	163.70	62.08	60.29		15.75											
LOCAL CHANNEL - DEDICATED TRANSPORT																							
NOTE: LOCAL CHANNEL DEDICATED TRANSPORT - minimum billing period - below DS3=one month, DS3/STS-1=four months																							
	Local Channel - Dedicated - 2-Wire Voice Grade			ULDVX	ULDV2	14.91	194.22	33.36	37.79	3.30		15.75											
	Local Channel - Dedicated - 2-Wire Voice Grade Rev Bat			ULDVX	ULDR2	14.91	194.22	33.36	37.79	3.30		15.75											
	Local Channel - Dedicated - 4-Wire Voice Grade			UNDVX	ULDV4	15.99	194.66	33.80	38.27	3.78		15.75											
	Local Channel - Dedicated - DS1 - Zone 1		1	ULDD1	ULDF1	36.83	178.50	154.61	22.89	15.74		15.75											

UNBUNDLED NETWORK ELEMENTS - Mississippi										Attachment: 2		Exhibit: C								
CATEGORY	RATE ELEMENTS	Interim	Zone	BCS	USOC	RATES(\$)	Svc Order Submitted Elec per LSR	Svc Order Submitted Manually per LSR	Incremental Charge - Manual Svc Order vs. Electronic-1st	Incremental Charge - Manual Svc Order vs. Electronic-Add'l	Incremental Charge - Manual Svc Order vs. Electronic-Disc 1st	Incremental Charge - Manual Svc Order vs. Electronic-Disc Add'l	OSS Rates(\$)							
													Rec	Nonrecurring		Nonrecurring Disconnect		SOMEc	SOMAN	SOMAN
													First	Add'l	First	Add'l				
	Local Channel - Dedicated - DS1 - Zone 2		2	ULDD1	ULDF1	35.99							178.50	154.61	22.89	15.74				
	Local Channel - Dedicated - DS1 - Zone 3		3	ULDD1	ULDF1	221.63							178.50	154.61	22.89	15.74				
	Local Channel - Dedicated - DS1 - Zone 4		4	ULDD1	ULDF1	221.63							178.50	154.61	22.89	15.74				
	Local Channel - Dedicated - DS3 - Per Mile per month			ULDD3	1L5NC	9.66														
	Local Channel - Dedicated - DS3 - Facility Termination			ULDD3	ULDF3	413.87							454.13	265.47	123.23	86.19				
	Local Channel - Dedicated - STS-1- Per Mile per month			ULDS1	1L5NC	9.66														
	Local Channel - Dedicated - STS-1 - Facility Termination			ULDS1	ULDFS	408.02							454.13	265.47	123.23	86.19				
DARK FIBER																				
	Dark Fiber, Four Fiber Strands, Per Route Mile or Fraction Thereof per month - Local Channel			UDF	1L5DC	59.95														
	NRC Dark Fiber - Local Channel			UDF	UDFC4								642.79	138.67	326.97	203.85				
	Dark Fiber, Four Fiber Strands, Per Route Mile or Fraction Thereof per month - Interoffice Channel			UDF	1L5DF	28.27														
	NRC Dark Fiber - Interoffice Channel			UDF	UDF14								642.79	138.67	326.97	203.85				
	Dark Fiber, Four Fiber Strands, Per Route Mile or Fraction Thereof per month - Local Loop			UDF	1L5DL	59.95														
	NRC Dark Fiber - Local Loop			UDF	UDFL4								642.79	138.67	326.97	203.85				
8XX ACCESS TEN DIGIT SCREENING																				
	8XX Access Ten Digit Screening, Per Call			OHD		0.0006216														
	8XX Access Ten Digit Screening, Reservation Charge Per 8XX Number Reserved			OHD	N8R1X								2.60	0.44						15.75
	8XX Access Ten Digit Screening, Per 8XX No. Established W/O POTS Translations			OHD									5.97	0.81	4.60	0.54				15.75
	8XX Access Ten Digit Screening, Per 8XX No. Established With POTS Translations			OHD	N8FTX								5.97	0.81	4.60	0.54				15.75
	8XX Access Ten Digit Screening, Customized Area of Service Per 8XX Number			OHD	N8FCX								2.60	1.30						15.75
	8XX Access Ten Digit Screening, Multiple InterLATA CXR Routing Per CXR Requested Per 8XX No.			OHD	N8FMX								3.04	1.74						15.75
	8XX Access Ten Digit Screening, Change Charge Per Request			OHD	N8FAX								3.04	0.44						15.75
	8XX Access Ten Digit Screening, Call Handling and Destination Features			OHD	N8FDX								2.60							15.75
	8XX Access Ten Digit Screening, w/ 8FL No. Delivery, per query			OHD		0.0006216														
	8XX Access Ten Digit Screening, w/ POTS No. Delivery, per query			OHD		0.0006216														
LINE INFORMATION DATA BASE ACCESS (LIDB)																				
	LIDB Common Transport Per Query			OQT		0.0000197														
	LIDB Validation Per Query			OQU		0.0137053														
	LIDB Originating Point Code Establishment or Change			OQT, OQU	NRPBX								34.52	34.52	42.33	42.33				15.75
SIGNALING (CCS7)																				
	CCS7 Signaling Termination, Per STP Port			UDB	PT8SX	132.21														
	CCS7 Signaling Usage, Per TCAP Message			UDB		0.0000597														
	CCS7 Signaling Connection, Per link (A link)			UDB	TPP++	16.55							35.74	35.74	16.53	16.53				15.75
	CCS7 Signaling Connection, Per link (B link) (also known as D link)			UDB	TPP++	16.55							35.74	35.74	16.53	16.53				15.75
	CCS7 Signaling Usage, Per ISUP Message			UDB		0.0000149														
	CCS7 Signaling Usage Surrogate, per link per LATA			UDB	STU56	683.55														
	CCS7 Signaling Point Code, per Originating Point Code Establishment or Change, per STP affected			UDB	CCAPO								29.18	29.18	35.78	35.78				15.75
E911 SERVICE																				
	Local Channel - Dedicated - 2-wr Voice Grade					14.91							194.22	33.36	37.79	3.30				15.75
	Interoffice Transport - Dedicated - 2-wr Voice Grade Per Mile					0.0098														
	Interoffice Transport - Dedicated - 2-wr Voice Grade Per Facility Termination					22.52							40.77	27.57	17.26	7.11				15.75
	Local Channel - Dedicated - DS1 - Zone 1					36.83							178.50	154.61	22.89	15.74				15.75
	Local Channel - Dedicated - DS1 - Zone 2					35.99							178.50	154.61	22.89	15.74				15.75
	Local Channel - Dedicated - DS1 - Zone 3					221.63							178.50	154.61	22.89	15.74				15.75
	Local Channel - Dedicated - DS1 - Zone 4					221.63							178.50	154.61	22.89	15.74				15.75

UNBUNDLED NETWORK ELEMENTS - Mississippi										Attachment: 2		Exhibit: C				
CATEGORY	RATE ELEMENTS	Interim	Zone	BCS	USOC	RATES(\$)	Svc Order Submitted Elec per LSR	Svc Order Submitted Manually per LSR	Incremental Charge - Manual Svc Order vs. Electronic-1st	Incremental Charge - Manual Svc Order vs. Electronic-Add'l	Incremental Charge - Manual Svc Order vs. Electronic-Disc 1st	Incremental Charge - Manual Svc Order vs. Electronic-Disc Add'l				
													Rec	Nonrecurring		Nonrecurring Disconnect
										SOMEC	SOMAN	SOMAN	SOMAN	SOMAN	SOMAN	
	Interoffice Transport - Dedicated - DS1 Per Mile					0.2010										
	Interoffice Transport - Dedicated - DS1 Per Facility Termination					57.33	89.79	82.28	16.86	14.90		15.75				
CALLING NAME (CNAM) SERVICE																
	CNAM For DB Owners - Service Establishment			OOV			23.09	23.09	21.23	21.23		15.75				
	CNAM For Non DB Owners - Service Establishment			OOV			23.09	23.09	21.23	21.23		15.75				
	CNAM For DB Owners - Service Provisioning With Point Code Establishment			OOV			996.62	737.08	270.49	198.89		15.75				
	CNAM For Non DB Owners - Service Provisioning With Point Code Establishment			OOV			344.32	246.56	276.85	198.89		15.75				
	CNAM for DB Owners, Per Query			OOV		0.0010231										
	CNAM for Non DB Owners, Per Query			OOV		0.0010231										
LNP Query Service																
	LNP Charge Per query			OOV		0.0008477										
	LNP Service Establishment Manual						12.59	12.59	11.58	11.58		15.75				
	LNP Service Provisioning with Point Code Establishment						596.94	304.96	270.49	198.89		15.75				
OPERATOR CALL PROCESSING																
	Oper. Call Processing - Oper. Provided, Per Min. - Using BST LIDB					1.20										
	Oper. Call Processing - Oper. Provided, Per Min. - Using Foreign LIDB					1.24										
	Oper. Call Processing - Fully Automated, per Call - Using BST LIDB					0.20										
	Oper. Call Processing - Fully Automated, per Call - Using Foreign LIDB					0.20										
INWARD OPERATOR SERVICES																
	Inward Operator Services - Verification, Per Minute					1.15										
	Inward Operator Services - Verification and Emergency Interrupt - Per Minute					1.15										
BRANDING - OPERATOR CALL PROCESSING																
Facility based CLEC																
	Recording of Custom Branded OA Announcement				CBAOS		7,000.00	7,000.00				15.75				
	Loading of Custom Branded OA Announcement per shelf/NAV per OCN				CBAOL		500.00	500.00				15.75				
UNEP CLEC																
	Recording of Custom Branded OA Announcement						7,000.00	7,000.00				15.75				
	Loading of Custom Branded OA Announcement per shelf/NAV per OCN						500.00	500.00				15.75				
DIRECTORY ASSISTANCE SERVICES																
DIRECTORY ASSISTANCE ACCESS SERVICE																
	Directory Assistance Access Service Calls, Charge Per Call					0.275										
DIRECTORY ASSISTANCE CALL COMPLETION ACCESS SERVICE (DACC)																
	Directory Assistance Call Completion Access Service (DACC), Per Call Attempt					0.10										
DIRECTORY ASSISTANCE SERVICES																
DIRECTORY ASSISTANCE DATA BASE SERVICE (DADS)																
	Directory Assistance Data Base Service Charge Per Listing					0.04										
	Directory Assistance Data Base Service, per month				DBSOF	150.00										
BRANDING - DIRECTORY ASSISTANCE																
Facility Based CLEC																
	Recording and Provisioning of DA Custom Branded Announcement			AMT	CBADA		6,000.00	6,000.00				15.75				
	Loading of Custom Branded Announcement per Switch			AMT	CBADC		1,170.00	1,170.00				15.75				
UNEP CLEC																
	Recording of DA Custom Branded Announcement						3,000.00	3,000.00				15.75				
	Loading of DA Custom Branded Announcement per Switch per OCN						1,170.00	1,170.00				15.75				
SELECTIVE ROUTING																

UNBUNDLED NETWORK ELEMENTS - Mississippi										Attachment: 2		Exhibit: C	
CATEGORY	RATE ELEMENTS	Interim	Zone	BCS	USOC	RATES(\$)	Svc Order Submitted Elec per LSR	Svc Order Submitted Manually per LSR	Incremental Charge - Manual Svc Order vs. Electronic-1st	Incremental Charge - Manual Svc Order vs. Electronic-Add'l	Incremental Charge - Manual Svc Order vs. Electronic-Disc 1st	Incremental Charge - Manual Svc Order vs. Electronic-Disc Add'l	
													Rec
	Virtual collocation - Maintenance in CO - Basic, per half hour			AMTFS	CTRLX								
	Virtual collocation - Maintenance in CO - Overtime, per half hour			AMTFS	SPTOM								
	Virtual collocation - Maintenance in CO - Premium per half hour			AMTFS	SPTPM								
VIRTUAL COLLOCATION													
	Virtual Collocation - 2-wire Cross Connect, Exchange Port 2-Wire Analog - Res			UEPSR	VE1R2	0.0268	12.37	11.87	6.04	5.45		15.75	
	Virtual Collocation 2-Wire Cross Connect, Exchange Port 2-Wire Line Side PBX Trunk - Bus			UEPSP	VE1R2	0.0268	12.37	11.87	6.04	5.45		15.75	
	Virtual Collocation 2-Wire Cross Connect, Exchange Port 2-Wire Voice Grade PBX Trunk - Res			UEPSE	VE1R2	0.0268	12.37	11.87	6.04	5.45		15.75	
	Virtual Collocation 2-Wire Cross Connect, Exchange Port 2-Wire Analog Bus			UEPSB	VE1R2	0.0268	12.37	11.87	6.04	5.45		15.75	
	Virtual Collocation 2-Wire Cross Connect, Exchange Port 2-Wire ISDN			UEPSX	VE1R2	0.0268	12.37	11.87	6.04	5.45		15.75	
	Virtual Collocation 2-Wire Cross Connect, Exchange Port 2-Wire ISDN			UEPTX	VE1R2	0.0268	12.37	11.87	6.04	5.45		15.75	
	Virtual Collocation 4-Wire Cross Connect, Exchange Port 4-Wire ISDN DS1			UEPEX	VE1R4	0.0536	12.47	11.94	6.59	5.91		15.75	
VIRTUAL COLLOCATION													
	Virtual Collocation-2 Wire Cross Connects (Loop) for Line Splitting			UEPSR, UEPSB	VE1LS	0.0268	12.37	11.87	6.04	5.45		15.75	
PHYSICAL COLLOCATION													
	Physical Collocation-2 Wire Cross Connects (Loop) for Line Splitting			UEPSR, UEPSB	PE1LS	0.0288	12.37	11.87	6.04	5.45		15.75	
AIN SELECTIVE CARRIER ROUTING													
	Regional Service Establishment			SRC	SRCEC		101,685.12		8,640.51			15.75	
	End Office Establishment			SRC	SRCEO		167.49	167.49	1.71	1.71		15.75	
	Query NRC, per query			SRC		0.0030502							
AIN - BELLSOUTH AIN SMS ACCESS SERVICE													
	AIN SMS Access Service - Service Establishment, Per State, Initial Setup			A1N	CAMSE		39.67	39.67	40.92	40.92		15.75	
	AIN SMS Access Service - Port Connection - Dial/Shared Access			A1N	CAMDP		7.87	7.87	9.14	9.14		15.75	
	AIN SMS Access Service - Port Connection - ISDN Access			A1N	CAM1P		7.87	7.87	9.14	9.14		15.75	
	AIN SMS Access Service - User Identification Codes - Per User ID Code			A1N	CAMAU		35.21	35.21	27.21	27.21		15.75	
	AIN SMS Access Service - Security Card, Per User ID Code, Initial or Replacement			A1N	CAMRC		42.13	42.13	11.78	11.78		15.75	
	AIN SMS Access Service - Storage, Per Unit (100 Kilobytes)					0.0021							
	AIN SMS Access Service - Session, Per Minute					0.5649							
	AIN SMS Access Service - Company Performed Session, Per Minute					0.8393							
AIN - BELLSOUTH AIN TOOLKIT SERVICE													
	AIN Toolkit Service - Service Establishment Charge, Per State, Initial Setup			CAM	BAPSC		39.67	39.67	40.92	40.92		15.75	
	AIN Toolkit Service - Training Session, Per Customer				BAPVX		4,226.54	4,226.54				15.75	
	AIN Toolkit Service - Trigger Access Charge, Per Trigger, Per DN, Term, Attempt				BAPTT		7.87	7.87	9.14	9.14		15.75	
	AIN Toolkit Service - Trigger Access Charge, Per Trigger, Per DN, Off-Hook Delay				BAPTD		7.87	7.87	9.14	9.14		15.75	
	AIN Toolkit Service - Trigger Access Charge, Per Trigger, Per DN, Off-Hook Immediate				BAPTM		7.87	7.87	9.14	9.14		15.75	
	AIN Toolkit Service - Trigger Access Charge, Per Trigger, Per DN, 10-Digit PODP				BAPTO		34.67	34.67	14.44	14.44		15.75	
	AIN Toolkit Service - Trigger Access Charge, Per Trigger, Per DN, CDP				BAPTC		34.67	34.67	14.44	14.44		15.75	

UNBUNDLED NETWORK ELEMENTS - Mississippi										Attachment: 2		Exhibit: C				
CATEGORY	RATE ELEMENTS	Interim	Zone	BCS	USOC	RATES(\$)	Svc Order Submitted Elec per LSR	Svc Order Submitted Manually per LSR	Incremental Charge - Manual Svc Order vs. Electronic-1st	Incremental Charge - Manual Svc Order vs. Electronic-Add'l	Incremental Charge - Manual Svc Order vs. Electronic-Disc 1st	Incremental Charge - Manual Svc Order vs. Electronic-Disc Add'l				
													Rec	Nonrecurring		Nonrecurring Disconnect
										SOMEc	SOMAN	SOMAN	SOMAN	SOMAN	SOMAN	
	AIN Toolkit Service - Trigger Access Charge, Per Trigger, Per DN, Feature Code				BAPTF			34.67	34.67	14.44	14.44		15.75			
	AIN Toolkit Service - Query Charge, Per Query					0.0535577										
	AIN Toolkit Service - Type 1 Node Charge, Per AIN Toolkit Subscription, Per Node, Per Query					0.0063509										
	AIN Toolkit Service - SCP Storage Charge, Per SMS Access Account, Per 100 Kilobytes					0.06										
	AIN Toolkit Service - Monthly report - Per AIN Toolkit Service Subscription			CAM	BAPMS	11.11	7.87	7.87	5.54	5.54		15.75				
	AIN Toolkit Service - Special Study - Per AIN Toolkit Service Subscription			CAM	BAPLS	2.71	8.71	8.71				15.75				
	AIN Toolkit Service - Call Event Report - Per AIN Toolkit Service Subscription			CAM	BAPDS	8.48	7.87	7.87	5.54	5.54		15.75				
	AIN Toolkit Service - Call Event Special Study - Per AIN Toolkit Service Subscription			CAM	BAPES	0.09	8.71	8.71				15.75				
ENHANCED EXTENDED LINK (EELs)																
NOTE: New Density Zone 1 EELs are available in the following MSAs: Orlando, FL; Miami, FL; Ft. Lauderdale, FL; Atlanta, Ga; New Orleans, LA.																
NOTE: Charlotte-Gastonia-Rockhill, NC; Greensboro-Winston Salem-High Point, NC; and Nashville, TN.																
NOTE: In all states, EEL network elements shown below also apply to currently combined facilities which are converted to UNE rates. A Switch As Is Charge applies to currently combined facilities converted to UNEs.(Non-recurring rates do not apply.)																
NOTE: In All States the EEL network elements apply to ordinarily combined network elements.(No Switch As Is Charge.) When ordering ordinarily combined network elements, Non-recurring rates do apply.																
2-WIRE VOICE GRADE EXTENDED LOOP WITH DEDICATED DS1 INTEROFFICE TRANSPORT (EEL)																
	First 2-Wire VG Loop(SL2) in a DS1 Interofficed Transport Combination - Zone 1		1	UNCVX	UEAL2	13.89	105.96	68.28	52.82	10.37		15.75				
	First 2-Wire VG Grade Loop(SL2) in a DS1 Interofficed Transport Combination - Zone 2		2	UNCVX	UEAL2	18.75	105.96	68.28	52.82	10.37		15.75				
	First 2-Wire VG Grade Loop(SL2) in a DS1 Interofficed Transport Combination - Zone 3		3	UNCVX	UEAL2	27.55	105.96	68.28	52.82	10.37		15.75				
	First 2-Wire VG Loop(SL2) in a DS1 Interofficed Transport Combination - Zone 4		4	UNCVX	UEAL2	45.72	105.96	68.28	52.82	10.37		15.75				
	Interoffice Transport - Dedicated - DS1 combination - Per Mile per month			UNC1X	1L5XX	0.1813										
	Interoffice Transport - Dedicated - DS1 combination - Facility Termination per month			UNC1X	U1TF1	51.72	89.79	82.28	16.86	14.90		15.75				
	DS1 Channelization System Per Month			UNC1X	MQ1	102.85	91.57	62.94	10.87	10.10		15.75				
	Voice Grade COCI - DS1 To Ds0 Interface - Per Month			UNCVX	1D1VG	0.5737	6.62	4.74								
	Each Additional 2-Wire VG Loop(SL 2) in the same DS1 Interoffice Transport Combination - Zone 1		1	UNCVX	UEAL2	13.89	105.96	68.28	52.82	10.37		15.75				
	Each Additional 2-Wire VG Loop(SL2) in the same DS1 Interoffice Transport Combination - Zone 2		2	UNCVX	UEAL2	18.75	105.96	68.28	52.82	10.37		15.75				
	Each Additional 2-Wire VG Loop(SL2) in the same DS1 Interoffice Transport Combination - Zone 3		3	UNCVX	UEAL2	27.55	105.96	68.28	52.82	10.37		15.75				
	Each Additional 2-Wire VG Loop(SL2) in the same DS1 Interoffice Transport Combination - Zone 4		4	UNCVX	UEAL2	45.72	105.96	68.28	52.82	10.37		15.75				
	Voice Grade COCI - DS1 to DS0 Channel System combination - per month			UNCVX	1D1VG	0.5737	6.62	4.74				15.75				
	Nonrecurring Currently Combined Network Elements Switch -As-Is Charge			UNC1X	UNCCC		5.63	5.63	7.20	7.20		15.75				
4-WIRE VOICE GRADE EXTENDED LOOP WITH DEDICATED DS1 INTEROFFICE TRANSPORT (EEL)																
	First 4-Wire Analog Voice Grade Loop in a DS1 Interoffice Transport Combination - Zone 1		1	UNCVX	UEAL4	27.47	132.27	94.59	60.68	14.64		15.75				
	First 4-Wire Analog Voice Grade Loop in a DS1 Interoffice Transport Combination - Zone 2		2	UNCVX	UEAL4	38.26	132.27	94.59	60.68	14.64		15.75				
	First 4-Wire Analog Voice Grade Loop in a DS1 Interoffice Transport Combination - Zone 3		3	UNCVX	UEAL4	50.03	132.27	94.59	60.68	14.64		15.75				
	First 4-Wire Analog Voice Grade Loop in a DS1 Interoffice Transport Combination - Zone 4		4	UNCVX	UEAL4	50.03	132.27	94.59	60.68	14.64		15.75				
	Interoffice Transport - Dedicated - DS1 combination - Per Mile Per Month			UNC1X	1L5XX	0.1813										

UNBUNDLED NETWORK ELEMENTS - Mississippi										Attachment: 2		Exhibit: C										
CATEGORY	RATE ELEMENTS	Interim	Zone	BCS	USOC	RATES(\$)	Svc Order Submitted Elec per LSR	Svc Order Submitted Manually per LSR	Incremental Charge - Manual Svc Order vs. Electronic-1st	Incremental Charge - Manual Svc Order vs. Electronic-Add'l	Incremental Charge - Manual Svc Order vs. Electronic-Disc 1st	Incremental Charge - Manual Svc Order vs. Electronic-Disc Add'l	OSS Rates(\$)									
													Rec	Nonrecurring		Nonrecurring Disconnect		SOMEc	SOMAN	SOMAN	SOMAN	SOMAN
													First	Add'l	First	Add'l						
	Interoffice Transport - Dedicated - DS1 - Facility Termination Per Month			UNC1X	U1TF1	51.72							89.79	82.28	16.86	14.90		15.75				
	Channelization - Channel System DS1 to DS0 combination Per Month			UNC1X	MQ1	102.85							91.57	62.94	10.87	10.10		15.75				
	Voice Grade COCI - DS1 to DS0 Channel System combination - per month			UNCVX	1D1VG	0.5737							6.62	4.74				15.75				
	Additional 4-Wire Analog Voice Grade Loop in same DS1 Interoffice Transport Combination - Zone 1		1	UNCVX	UEAL4	27.47							132.27	94.59	60.68	14.64		15.75				
	Additional 4-Wire Analog Voice Grade Loop in same DS1 Interoffice Transport Combination - Zone 2		2	UNCVX	UEAL4	38.26							132.27	94.59	60.68	14.64		15.75				
	Additional 4-Wire Analog Voice Grade Loop in same DS1 Interoffice Transport Combination - Zone 3		3	UNCVX	UEAL4	50.03							132.27	94.59	60.68	14.64		15.75				
	Additional 4-Wire Analog Voice Grade Loop in same DS1 Interoffice Transport Combination - Zone 4		4	UNCVX	UEAL4	50.03							132.27	94.59	60.68	14.64		15.75				
	Voice Grade COCI - DS1 to DS0 Channel System combination - per month			UNCVX	1D1VG	0.5737							6.62	4.74				15.75				
	Nonrecurring Currently Combined Network Elements Switch -As-Is Charge			UNC1X	UNCCC								5.63	5.63	7.20	7.20		15.75				
4-WIRE 56 KBPS EXTENDED DIGITAL LOOP WITH DEDICATED DS1 INTEROFFICE TRANSPORT (EEL)																						
	First 4-Wire 56Kbps Digital Grade Loop in a DS1 Interoffice Transport Combination - Zone 1		1	UNCDX	UDL56	27.44							126.53	88.85	60.68	14.64		15.75				
	First 4-wire 56Kbps Digital Grade Loop in a DS1 Interoffice Transport Combination - Zone 2		2	UNCDX	UDL56	34.55							126.53	88.85	60.68	14.64		15.75				
	First 4-Wire 56Kbps Digital Grade Loop in a DS1 Interoffice Transport Combination - Zone 3		3	UNCDX	UDL56	40.76							126.53	88.85	60.68	14.64		15.75				
	First 4-Wire 56Kbps Digital Grade Loop in a DS1 Interoffice Transport Combination - Zone 4		4	UNCDX	UDL56	32.25							126.53	88.85	60.68	14.64		15.75				
	Interoffice Transport - Dedicated - DS1 combination - Per Mile Per Month			UNC1X	1L5XX	0.1813												15.75				
	Interoffice Transport - Dedicated - DS1 - combination Facility Termination Per Month			UNC1X	U1TF1	51.72							89.79	82.28	16.86	14.90		15.75				
	Channelization - Channel System DS1 to DS0 combination Per Month			UNC1X	MQ1	102.85							91.57	62.94	10.87	10.10		15.75				
	OCU-DP COCI (data) - DS1 to DS0 Channel System - per month (2.4-64kbs)			UNCDX	1D1DD	1.22							6.62	4.74				15.75				
	Additional 4-Wire 56Kbps Digital Grade Loop in same DS1 Interoffice Transport Combination - Zone 1		1	UNCDX	UDL56	27.44							126.53	88.85	60.68	14.64		15.75				
	Additional 4-Wire 56Kbps Digital Grade Loop in same DS1 Interoffice Transport Combination - Zone 2		2	UNCDX	UDL56	34.55							126.53	88.85	60.68	14.64		15.75				
	Additional 4-Wire 56Kbps Digital Grade Loop in same DS1 Interoffice Transport Combination - Zone 3		3	UNCDX	UDL56	40.76							126.53	88.85	60.68	14.64		15.75				
	Additional 4-Wire 56Kbps Digital Grade Loop in same DS1 Interoffice Transport Combination - Zone 4		4	UNCDX	UDL56	32.25							126.53	88.85	60.68	14.64		15.75				
	OCU-DP COCI (data) - DS1 to DS0 Channel System - combination per month (2.4-64kbs)			UNCDX	1D1DD	1.22							6.62	4.74				15.75				
	Nonrecurring Currently Combined Network Elements Switch -As-Is Charge			UNC1X	UNCCC								5.63	5.63	7.20	7.20		15.75				
4-WIRE 64 KBPS EXTENDED DIGITAL LOOP WITH DEDICATED DS1 INTEROFFICE TRANSPORT (EEL)																						
	First 4-Wire 64Kbps Digital Grade Loop in a DS1 Interoffice Transport Combination - Zone 1		1	UNCDX	UDL64	27.44							126.53	88.85	60.68	14.64		15.75				
	First 4-Wire 64Kbps Digital Grade Loop in a DS1 Interoffice Transport Combination - Zone 2		2	UNCDX	UDL64	34.55							126.53	88.85	60.68	14.64		15.75				
	First 4-Wire 64Kbps Digital Grade Loop in a DS1 Interoffice Transport Combination - Zone 3		3	UNCDX	UDL64	40.76							126.53	88.85	60.68	14.64		15.75				
	First 4-Wire 64Kbps Digital Grade Loop in a DS1 Interoffice Transport Combination - Zone 4		4	UNCDX	UND64	32.25							126.53	88.85	60.68	14.64		15.75				
	Interoffice Transport - Dedicated - DS1 combination - Per Mile Per Month			UNC1X	1L5XX	0.1813												15.75				

UNBUNDLED NETWORK ELEMENTS - Mississippi										Attachment: 2		Exhibit: C											
CATEGORY	RATE ELEMENTS	Interim	Zone	BCS	USOC	RATES(\$)	Svc Order Submitted Elec per LSR	Svc Order Submitted Manually per LSR	Incremental Charge - Manual Svc Order vs. Electronic-1st	Incremental Charge - Manual Svc Order vs. Electronic-Add'l	Incremental Charge - Manual Svc Order vs. Electronic-Disc 1st	Incremental Charge - Manual Svc Order vs. Electronic-Disc Add'l	OSS Rates(\$)										
													Rec	Nonrecurring		Nonrecurring Disconnect		SOMEc	SOMAN	SOMAN	SOMAN	SOMAN	SOMAN
													First	Add'l	First	Add'l							
	Interoffice Transport - Dedicated - DS1 combination - Facility Termination Per Month			UNC1X	U1TF1	51.72							89.79	82.28	16.86	14.90		15.75					
	Channelization - Channel System DS1 to DS0 combination Per Month			UNC1X	MQ1	102.85							91.57	62.94	10.87	10.10		15.75					
	OCU-DP COCI (data) - DS1 to DS0 Channel System combination - per month (2.4-64kbs)			UNC1X	MQ1	102.85							91.57	62.94	10.87	10.10		15.75					
	Additional 4-Wire 64Kbps Digital Grade Loopin same DS1 Interoffice Transport Combination - Zone 1		1	UNC1X	UDL64	27.44							126.53	88.85	60.68	14.64		15.75					
	Additional 4-Wire 64Kbps Digital Grade Loopin same DS1 Interoffice Transport Combination - Zone 2		2	UNC1X	UDL64	34.55							126.53	88.85	60.68	14.64		15.75					
	Additional 4-Wire 64Kbps Digital Grade Loopin same DS1 Interoffice Transport Combination - Zone 3		3	UNC1X	UDL64	40.76							126.53	88.85	60.68	14.64		15.75					
	Additional 4-Wire 64Kbps Digital Grade Loopin same DS1 Interoffice Transport Combination - Zone 4		4	UNC1X	UDL64	32.25							126.53	88.85	60.68	14.64		15.75					
	OCU-DP COCI (data) - DS1 to DS0 Channel System combination - per month (2.4-64kbs)			UNC1X	UDL64	32.25							126.53	88.85	60.68	14.64		15.75					
	Nonrecurring Currently Combined Network Elements Switch -As-Is Charge			UNC1X	UNCCC								5.63	5.63	7.20	7.20		15.75					
4-WIRE DS1 DIGITAL EXTENDED LOOP WITH DEDICATED DS1 INTEROFFICE TRANSPORT (EEL)																							
	4-Wire DS1 Digital Loop in Combination with DS1 Interoffice Transport - Zone 1		1	UNC1X	USLXX	79.08							253.93	158.45	46.10	12.07		15.75					
	4-Wire DS1 Digital Loop in Combination with DS1 Interoffice Transport - Zone 2		2	UNC1X	USLXX	129.38							253.93	158.45	46.10	12.07		15.75					
	4-Wire DS1 Digital Loop in Combination with DS1 Interoffice Transport - Zone 3		3	UNC1X	USLXX	206.74							253.93	158.45	46.10	12.07		15.75					
	4-Wire DS1 Digital Loop in Combination with DS1 Interoffice Transport - Zone 4		4	UNC1X	USLXX	458.46							253.93	158.45	46.10	12.07		15.75					
	Interoffice Transport - Dedicated - DS1 combination - Per Mile Per Month			UNC1X	1L5XX	0.1813																	
	Interoffice Transport - Dedicated - DS1 combination - Facility Termination Per Month			UNC1X	U1TF1	51.72							89.79	82.28	16.86	14.90		15.75					
	Nonrecurring Currently Combined Network Elements Switch -As-Is Charge			UNC1X	UNCCC								5.63	5.63	7.20	7.20		15.75					
4-WIRE DS1 DIGITAL EXTENDED LOOP WITH DEDICATED DS3 INTEROFFICE TRANSPORT (EEL)																							
	First DS1Loop in DS3 Interoffice Transport Combination - Zone 1		1	UNC1X	USLXX	79.08							253.93	158.45	46.10	12.07		15.75					
	First DS1Loop in DS3 Interoffice Transport Combination - Zone 2		2	UNC1X	USLXX	129.38							253.93	158.45	46.10	12.07		15.75					
	First DS1Loop in DS3 Interoffice Transport Combination - Zone 3		3	UNC1X	USLXX	206.74							253.93	158.45	46.10	12.07		15.75					
	First DS1Loop in DS3 Interoffice Transport Combination - Zone 4		4	UNC1X	USLXX	458.46							253.93	158.45	46.10	12.07		15.75					
	Interoffice Transport - Dedicated - DS3 combination - Per Mile Per Month			UNC3X	1L5XX	4.29																	
	Interoffice Transport - Dedicated - DS3 - Facility Termination per month			UNC3X	U1TF3	641.90							280.37	163.70	62.08	60.29		15.75					
	DS3 to DS1 Channel System combination per month			UNC3X	MQ3	107.85							179.17	94.52	34.30	32.82		15.75					
	DS3 Interface Unit (DS1 COCI) combination per month			UNC1X	UC1D1	12.96							6.62	4.74				15.75					
	Additional DS1Loop in DS3 Interoffice Transport Combination - Zone 1		1	UNC1X	USLXX	79.08							253.93	158.45	46.10	12.07		15.75					
	Additional DS1Loop in DS3 Interoffice Transport Combination - Zone 2		2	UNC1X	USLXX	129.38							253.93	158.45	46.10	12.07		15.75					
	Additional DS1Loop in DS3 Interoffice Transport Combination - Zone 3		3	UNC1X	USLXX	206.74							253.93	158.45	46.10	12.07		15.75					
	Additional DS1Loop in DS3 Interoffice Transport Combination - Zone 4		4	UNC1X	USLXX	458.46							253.93	158.45	46.10	12.07		15.75					
	DS3 Interface Unit (DS1 COCI) combination per month			UNC1X	UC1D1	12.96							6.62	4.74				15.75					
	Nonrecurring Currently Combined Network Elements Switch -As-Is Charge			UNC3X	UNCCC								5.63	5.63	7.20	7.20		15.75					

UNBUNDLED NETWORK ELEMENTS - Mississippi											Attachment: 2		Exhibit: C							
CATEGORY	RATE ELEMENTS	Interim	Zone	BCS	USOC	RATES(\$)	Svc Order Submitted Elec per LSR	Svc Order Submitted Manually per LSR	Incremental Charge - Manual Svc Order vs. Electronic-1st	Incremental Charge - Manual Svc Order vs. Electronic-Add'l	Incremental Charge - Manual Svc Order vs. Electronic-Disc 1st	Incremental Charge - Manual Svc Order vs. Electronic-Disc Add'l	OSS Rates(\$)							
													Rec	Nonrecurring		Nonrecurring Disconnect		SOMEc	SOMAN	SOMAN
2-WIRE VOICE GRADE EXTENDED LOOP/ 2 WIRE VOICE GRADE INTEROFFICE TRANSPORT (EEL)																				
	2-WireVG Loop used with 2-wire VG Interoffice Transport Combination - Zone 1		1	UNCVX	UEAL2	13.89		105.96	68.28	52.82	10.37			15.75						
	2-WireVG Loop used with 2-wire VG Interoffice Transport Combination - Zone 2		2	UNCVX	UEAL2	18.75		105.96	68.28	52.82	10.37			15.75						
	2-WireVG Loop used with 2-wire VG Interoffice Transport Combination - Zone 3		3	UNCVX	UEAL2	27.55		105.96	68.28	52.82	10.37			15.75						
	A.1.2 2-WireVG Loop used with 2-wire VG Interoffice Transport Combination - Zone 4		4	UNCVX	UEAL2	45.72		105.96	68.28	52.82	10.37			15.75						
	Interoffice Transport - Dedicated - 2-wire VG combination - Per Mile Per Month			UNCVX	1L5XX	0.00088														
	Interoffice Transport - Dedicated - 2-Wire Voice Grade combination - Facility Termination per month			UNCVX	U1TV2	20.32		40.77	27.57	17.26	7.11			15.75						
	Nonrecurring Currently Combined Network Elements Switch -As-Is Charge			UNCVX	UNCCC			5.63	5.63	7.20	7.20			15.75						
4-WIRE VOICE GRADE EXTENDED LOOP/ 4 WIRE VOICE GRADE INTEROFFICE TRANSPORT (EEL)																				
	4-WireVG Loop used with 4-wire VG Interoffice Transport Combination - Zone 1		1	UNCVX	UEAL4	27.47		132.27	94.59	60.68	14.64			15.75						
	4-WireVG Loop used with 4-wire VG Interoffice Transport Combination - Zone 2		2	UNCVX	UEAL4	38.26		132.27	94.59	60.68	14.64			15.75						
	4-WireVG Loop used with 4-wire VG Interoffice Transport Combination - Zone 3		3	UNCVX	UEAL4	50.03		132.27	94.59	60.68	14.64			15.75						
	4-WireVG Loop used with 4-wire VG Interoffice Transport Combination - Zone 4		4	UNCVX	UEAL4	50.03		132.27	94.59	60.68	14.64			15.75						
	Interoffice Transport - Dedicated - 4-wire VG combination - Per Mile Per Month			UNCVX	1L5XX	0.00088														
	Interoffice Transport - Dedicated - 4-Wire Voice Grade combination - Facility Termination per month			UNCVX	U1TV4	17.86		40.77	27.57	17.26	7.11			15.75						
	Nonrecurring Currently Combined Network Elements Switch -As-Is Charge			UNCVX	UNCCC			5.63	5.63	7.20	7.20			15.75						
DS3 DIGITAL EXTENDED LOOP WITH DEDICATED DS3 INTEROFFICE TRANSPORT (EEL)																				
	High Capacity Unbundled Local Loop - DS3 combination - Per Mile per month			UNC3X	1L5ND	11.20														
	High Capacity Unbundled Local Loop - DS3 combination - Facility Termination per month			UNC3X	UE3PX	252.17		454.13	265.47	123.23	86.19			15.75						
	Interoffice Transport - Dedicated - DS3 - Per Mile per month			UNC3X	1L5XX	4.29														
	Interoffice Transport - Dedicated - DS3 combination - Facility Termination per month			UNC3X	U1TF3	641.90		280.37	163.70	62.08	60.29			15.75						
	Nonrecurring Currently Combined Network Elements Switch -As-Is Charge			UNC3X	UNCCC			5.63	5.63	7.20	7.20			15.75						
STS1 DIGITAL EXTENDED LOOP WITH DEDICATED STS1 INTEROFFICE TRANSPORT (EEL)																				
	High Capacity Unbundled Local Loop - STS1 combination - Per Mile per month			UNCSX	1L5ND	11.20														
	High Capacity Unbundled Local Loop - STS1 combination - Facility Termination per month			UNCSX	UDLS1	264.35		454.13	265.47	123.23	86.19			15.75						
	Interoffice Transport - Dedicated - STS1 combination - Per Mile per month			UNCSX	1L5XX	4.29														
	Interoffice Transport - Dedicated - STS1 combination - Facility Termination per month			UNCSX	U1TFS	644.21		280.37	163.70	62.08	60.29			15.75						
	Nonrecurring Currently Combined Network Elements Switch -As-Is Charge			UNCSX	UNCCC			5.63	5.63	7.20	7.20			15.75						
2-WIRE ISDN EXTENDED LOOP WITH DS1 INTEROFFICE TRANSPORT (EEL)																				
	First 2-Wire ISDN Loop in a DS1 Interoffice Combination Transport - Zone 1		1	UNCNX	U1L2X	21.01		117.61	79.92	52.82	10.37			15.75						
	First 2-Wire ISDN Loop in a DS1 Interoffice Combination Transport - Zone 2		2	UNCNX	U1L2X	27.59		117.61	79.92	52.82	10.37			15.75						
	First 2-Wire ISDN Loop in a DS1 Interoffice Combination Transport - Zone 3		3	UNCNX	U1L2X	37.34		117.61	79.92	52.82	10.37			15.75						

UNBUNDLED NETWORK ELEMENTS - Mississippi										Attachment: 2		Exhibit: C			
CATEGORY	RATE ELEMENTS	Interim	Zone	BCS	USOC	RATES(\$)				Svc Order Submitted Elec per LSR	Svc Order Submitted Manually per LSR	Incremental Charge - Manual Svc Order vs. Electronic-1st	Incremental Charge - Manual Svc Order vs. Electronic-Add'l	Incremental Charge - Manual Svc Order vs. Electronic-Disc 1st	Incremental Charge - Manual Svc Order vs. Electronic-Disc Add'l
						Rec	Nonrecurring		Nonrecurring Disconnect						
							First	Add'l	First	Add'l	SOMEc	SOMAN	SOMAN	SOMAN	SOMAN
NOTE: Although the Port Rate includes all available features in GA, KY, LA & TN, the desired features will need to be ordered using retail USOCs															
2-WIRE VOICE GRADE LINE PORT RATES (RES)															
	Exchange Ports - 2-Wire Analog Line Port - Res.			UEPSR	UEPRL	1.41	2.39	2.29	1.42	1.33		15.75			
	Exchange Ports - 2-Wire Analog Line Port with Caller ID - Res.			UEPSR	UEPRC	1.41	2.39	2.29	1.42	1.33		15.75			
	Exchange Ports - 2-Wire Analog Line Port outgoing only - Res.			UEPSR	UEPRO	1.41	2.39	2.29	1.42	1.33		15.75			
	Exchange Ports - 2-Wire VG unbundled MS extended local dialing parity Port with Caller ID - Res.			UEPSR	UEPAT	1.41	2.39	2.29	1.42	1.33		15.75			
	Exchange Ports - 2-Wire VG unbundled res, low usage line port with Caller ID (LUM)			UEPSR	UEPAP	1.41	2.39	2.29	1.42	1.33		15.75			
	Exchange Ports - 2-Wire Voice Mississippi Residence Dialing Plan without Caller ID			UEPSR	UEPWJ	1.41	2.39	2.29	1.42	1.33		15.75			
	2-Wire voice unbundled Low Usage Line Port without Caller ID Capability			UEPSR	UEPRT	1.41	2.39	2.29	1.42	1.33		15.75			
	Subsequent Activity			UEPSR	USASC	0.00	0.00	0.00				15.75			
FEATURES															
	All Available Vertical Features			UEPSR	UEPVF	2.56	0.00	0.00				15.75			
2-WIRE VOICE GRADE LINE PORT RATES (BUS)															
	Exchange Ports - 2-Wire Analog Line Port without Caller ID - Bus			UEPSB	UEPBL	1.41	2.39	2.29	1.42	1.33		15.75			
	Exchange Ports - 2-Wire VG unbundled Line Port with unbundled port with Caller+E484 ID - Bus.			UEPSB	UEPBC	1.41	2.39	2.29	1.42	1.33		15.75			
	Exchange Ports - 2-Wire Analog Line Port outgoing only - Bus.			UEPSB	UEPBO	1.41	2.39	2.29	1.42	1.33		15.75			
	Exchange Ports - 2-Wire VG unbundled MS extended local dialing parity Port with Caller ID - Bus.			UEPSB	UEPAY	1.41	2.39	2.29	1.42	1.33		15.75			
	Exchange Ports - 2-Wire VG unbundled incoming only port with Caller ID - Bus			UEPSB	UEPB1	1.41	2.39	2.29	1.42	1.33		15.75			
	Exchange Ports - 2-Wire Voice Mississippi Business Dialing Plan without Caller ID			UEPSB	UEPWK	1.41	2.39	2.29	1.42	1.33		15.75			
	2-Wire voice unbundled Incoming Only Port without Caller ID Capability			UEPSB	UEPBE	1.41	2.39	2.29	1.42	1.33		15.75			
	Subsequent Activity			UEPSB	USASC	0.00	0.00	0.00				15.75			
FEATURES															
	All Available Vertical Features			UEPSB	UEPVF	2.56	0.00	0.00				15.75			
EXCHANGE PORT RATES (DID & PBX)															
	2-Wire VG Unbundled 2-Way PBX Trunk - Res			UEPSE	UEPRD	1.41	31.45	14.93	14.38	0.92		15.75			
	2-Wire VG Line Side Unbundled 2-Way PBX Trunk - Bus			UEPSP	UEPPC	1.41	31.45	14.93	14.38	0.92		15.75			
	2-Wire VG Line Side Unbundled Outward PBX Trunk - Bus			UEPSP	UEPPO	1.41	31.45	14.93	14.38	0.92		15.75			
	2-Wire VG Line Side Unbundled Incoming PBX Trunk - Bus			UEPSP	UEPP1	1.41	31.45	14.93	14.38	0.92		15.75			
	2-Wire Analog Long Distance Terminal PBX Trunk - Bus			UEPSP	UEPLD	1.41	31.45	14.93	14.38	0.92		15.75			
	2-Wire Voice Unbundled PBX LD Terminal Ports			UEPSP	UEPLD	1.41	31.45	14.93	14.38	0.92		15.75			
	2-Wire Vice Unbundled 2-Way PBX Usage Port			UEPSP	UEPXA	1.41	31.45	14.93	14.38	0.92		15.75			
	2-Wire Voice Unbundled PBX Toll Terminal Hotel Ports			UEPSP	UEPXB	1.41	31.45	14.93	14.38	0.92		15.75			
	2-Wire Voice Unbundled PBX LD DDD Terminals Port			UEPSP	UEPXC	1.41	31.45	14.93	14.38	0.92		15.75			
	2-Wire Voice Unbundled PBX LD Terminal Switchboard Port			UEPSP	UEPXD	1.41	31.45	14.93	14.38	0.92		15.75			
	2-Wire Voice Unbundled PBX LD Terminal Switchboard IDD Capable Port			UEPSP	UEPXE	1.41	31.45	14.93	14.38	0.92		15.75			
	2-Wire Voice Unbundled 2-Way PBX Hotel/Hospital Economy Administrative Calling Port			UEPSP	UEPXL	1.41	31.45	14.93	14.38	0.92		15.75			
	2-Wire Voice Unbundled 2-Way PBX Hotel/Hospital Economy Room Calling Port			UEPSP	UEPXM	1.41	31.45	14.93	14.38	0.92		15.75			
	2-Wire Voice Unbundled 1-Way Outgoing PBX Hotel/Hospital Discount Room Calling Port			UEPSP	UEPXO	1.41	31.45	14.93	14.38	0.92		15.75			
	2-Wire Voice Unbundled 2-Way PBX Mississippi Local Economy Calling Port			UEPSP	UEPXQ	1.41	31.45	14.93	14.38	0.92		15.75			
	2-Wire Voice Unbundled 2-Way PBX Mississippi Local Optional Calling Port			UEPSP	UEPXR	1.41	31.45	14.93	14.38	0.92		15.75			

UNBUNDLED NETWORK ELEMENTS - Mississippi										Attachment: 2		Exhibit: C					
CATEGORY	RATE ELEMENTS	Interim	Zone	BCS	USOC	RATES(\$)	Svc Order Submitted Elec per LSR	Svc Order Submitted Manually per LSR	Incremental Charge - Manual Svc Order vs. Electronic-1st	Incremental Charge - Manual Svc Order vs. Electronic-Add'l	Incremental Charge - Manual Svc Order vs. Electronic-Disc 1st	Incremental Charge - Manual Svc Order vs. Electronic-Disc Add'l					
													Rec	Nonrecurring		Nonrecurring Disconnect	
	2-Wire Voice Unbundled PBX Port, Mississippi only			UEPSP	UEPA5	1.41		31.45	14.93	14.38	0.92	SOME	SOMAN	SOMAN	SOMAN	SOMAN	
	2-Wire Voice Unbundled 1-Way Outgoing PBX Measured Port			UEPSP	UEPXS	1.41		31.45	14.93	14.38	0.92						
	Subsequent Activity			UEPSP	USASC	0.00		0.00	0.00								
FEATURES																	
	All Available Vertical Features			UEPSP	UEPSE	UEPVF	2.56	0.00	0.00								
EXCHANGE PORT RATES (COIN)																	
	Exchange Ports - Coin Port					1.41		2.39	2.29	1.42	1.33						
NOTE: Transmission/usage charges associated with POTS circuit switched usage will also apply to circuit switched voice and/or circuit switched data transmission by B-Channels associated with 2-wire ISDN ports.																	
NOTE: Access to B Channel or D Channel Packet capabilities will be available only through BFR/New Business Request Process. Rates for the packet capabilities will be determined via the Bona Fide Request/New Business Request Process.																	
UNBUNDLED LOCAL EXCHANGE SWITCHING(PORTS)																	
EXCHANGE PORT RATES																	
	Exchange Ports - 2-Wire DID Port			UEPEX	UEPP2	8.25		120.00	18.85	61.77	3.88						1.97
	Exchange Ports - DDITS Port - 4-Wire DS1 Port with DID capability			UEPDD	UEPDD	58.41		203.19	96.25	74.86	2.54						1.97
	Exchange Ports - 2-Wire ISDN (See Notes below.)			UEPTX	UEPSX	13.69		73.19	53.30	47.90	10.76						1.97
	All Features Offered			UEPTX	UEPSX	UEPVF	2.56	0.00	0.00								1.97
NOTE: Transmission/usage charges associated with POTS circuit switched usage will also apply to circuit switched voice and/or circuit switched data transmission by B-Channels associated with 2-wire ISDN ports.																	
NOTE: Access to B Channel or D Channel Packet capabilities will be available only through BFR/New Business Request Process. Rates for the packet capabilities will be determined via the Bona Fide Request/New Business Request Process.																	
	Exchange Ports - 2-Wire ISDN Port -- Channel Profiles			UEPTX	UEPSX	U1UMA	0.00	0.00	0.00								
	Exchange Ports - 4-Wire ISDN DS1 Port			UEPEX	UEPEX	84.63		205.00	102.14	81.65	20.69						1.97
UNBUNDLED PORT with REMOTE CALL FORWARDING CAPABILITY																	
UNBUNDLED REMOTE CALL FORWARDING SERVICE - RESIDENCE																	
	Unbundled Remote Call Forwarding Service, Area Calling, Res			UEPVR	UERAC	1.41		2.39	2.29	1.42	1.33						
	Unbundled Remote Call Forwarding Service, Local Calling - Res			UEPVR	UERLC	1.41		2.39	2.29	1.42	1.33						
	Unbundled Remote Call Forwarding Service, InterLATA - Res			UEPVR	UERTE	1.41		2.39	2.29	1.42	1.33						
	Unbundled Remote Call Forwarding Service, IntraLATA - Res			UEPVR	UERTR	1.41		2.39	2.29	1.42	1.33						
Non-Recurring																	
	Unbundled Remote Call Forwarding Service - Conversion - Switch-as-is			UEPVR	USAC2			0.0988	0.0988								15.75
	Unbundled Remote Call Forwarding Service - Conversion with allowed change (PIC and LPIC)			UEPVR	USACC			0.0988	0.0988								
UNBUNDLED REMOTE CALL FORWARDING - Bus																	
	Unbundled Remote Call Forwarding Service, Area Calling - Bus			UEPVB	UERAC	1.41		2.39	2.29	1.42	1.33						
	Unbundled Remote Call Forwarding Service, Local Calling - Bus			UEPVB	UERLC	1.41		2.39	2.29	1.42	1.33						
	Unbundled Remote Call Forwarding Service, InterLATA - Bus			UEPVB	UERTE	1.41		2.39	2.29	1.42	1.33						
	Unbundled Remote Call Forwarding Service, IntraLATA - Bus			UEPVB	UERTR	1.41		2.39	2.29	1.42	1.33						
	Unbundled Remote Call Forwarding Service Expanded and Exception Local Calling			UEPVB	UERVJ	1.41		2.39	2.29	1.42	1.33						
Non-Recurring																	
	Unbundled Remote Call Forwarding Service - Conversion - Switch-as-is			UEPVB	USAC2			0.0988	0.0988								15.75
	Unbundled Remote Call Forwarding Service - Conversion with allowed change (PIC and LPIC)			UEPVB	USACC			0.0988	0.0988								
UNBUNDLED LOCAL SWITCHING, PORT USAGE																	
End Office Switching (Port Usage)																	
	End Office Switching Function, Per MOU							0.0010269									
	End Office Trunk Port - Shared, Per MOU							0.000161									
Tandem Switching (Port Usage) (Local or Access Tandem)																	
	Tandem Switching Function Per MOU							0.0001723									
	Tandem Trunk Port - Shared, Per MOU							0.0001828									
Common Transport																	
	Common Transport - Per Mile, Per MOU							0.0000026									
	Common Transport - Facilities Termination Per MOU							0.0004541									
UNBUNDLED PORT/LOOP COMBINATIONS - COST BASED RATES																	
Cost Based Rates are applied where BellSouth is required by FCC and/or State Commission rule to provide Unbundled Local Switching or Switch Ports.																	
Features shall apply to the Unbundled Port/Loop Combination - Cost Based Rate section in the same manner as they are applied to the Stand-Alone Unbundled Port section of this Rate Exhibit.																	

UNBUNDLED NETWORK ELEMENTS - Mississippi										Attachment: 2		Exhibit: C						
CATEGORY	RATE ELEMENTS	Interim	Zone	BCS	USOC	RATES(\$)	Svc Order Submitted Elec per LSR	Svc Order Submitted Manually per LSR	Incremental Charge - Manual Svc Order vs. Electronic-1st	Incremental Charge - Manual Svc Order vs. Electronic-Add'l	Incremental Charge - Manual Svc Order vs. Electronic-Disc 1st	Incremental Charge - Manual Svc Order vs. Electronic-Disc Add'l	OSS Rates(\$)					
													Rec	Nonrecurring First	Nonrecurring Add'l	Nonrecurring Disconnect First	Nonrecurring Disconnect Add'l	SOMECS
End Office and Tandem Switching Usage and Common Transport Usage rates in the Port section of this rate exhibit shall apply to all combinations of loop/port network elements except for UNE Coin Port/Loop Combinations.																		
The first and additional Port nonrecurring charges apply to Not Currently Combined Combos. For Currently Combined Combos the nonrecurring charges shall be those identified in the Nonrecurring - Currently Combined sections.																		
2-WIRE VOICE GRADE LOOP WITH 2-WIRE LINE PORT (RES)																		
UNE Port/Loop Combination Rates																		
	2-Wire VG Loop/Port Combo - Zone 1		1			12.22												
	2-Wire VG Loop/Port Combo - Zone 2		2			17.13												
	2-Wire VG Loop/Port Combo - Zone 3		3			26.26												
	2-Wire VG Loop/Port Combo - Zone 4		4			44.91												
UNE Loop Rates																		
	2-Wire Voice Grade Loop (SL1) - Zone 1		1	UEPRX	UEPLX	10.98												
	2-Wire Voice Grade Loop (SL1) - Zone 2		2	UEPRX	UEPLX	15.91												
	2-Wire Voice Grade Loop (SL1) - Zone 3		3	UEPRX	UEPLX	25.04												
	2-Wire Voice Grade Loop (SL1) - Zone 4		4	UEPRX	UEPLX	43.68												
2-Wire Voice Grade Line Port Rates (Res)																		
	2-Wire voice unbundled port - residence			UEPRX	UEPRL	1.23	40.31	19.84	24.90	6.58		15.75						
	2-Wire voice unbundled port with Caller ID - res			UEPRX	UEPRC	1.23	40.31	19.84	24.90	6.58		15.75						
	2-Wire voice unbundled port outgoing only - res			UEPRX	UEPRO	1.23	40.31	19.84	24.90	6.58		15.75						
	2-Wire voice Grade unbundled Mississippi extended local dialing parity port with Caller ID - res			UEPRX	UEPAT	1.23	40.31	19.84	24.90	6.58		15.75						
	2-Wire voice unbundles res, low usage line port with Caller ID (LUM)			UEPRX	UEPAP	1.23	40.31	19.84	24.90	6.58		15.75						
	2-Wire Voice Unbundled Mississippi Residence Dialing Plan without Caller ID			UEPRX	UEPWJ	1.23	40.31	19.84	24.90	6.58		15.75						
	2-Wire voice unbundled Low Usage Line Port without Caller ID Capability			UEPRX	UEPRT	1.23	40.31	19.84	24.90	6.58		15.75						
FEATURES																		
	All Features Offered			UEPRX	UEPVF	2.56	0.00	0.00				15.75						
LOCAL NUMBER PORTABILITY																		
	Local Number Portability (1 per port)			UEPRX	LNPCX	0.35												
NONRECURRING CHARGES (NRCs) - CURRENTLY COMBINED																		
	2-Wire Voice Grade Loop / Line Port Combination - Conversion - Switch-as-is			UEPRX	USAC2		0.0988	0.0988				15.75						
	2-Wire Voice Grade Loop / Line Port Combination - Conversion - Switch with change			UEPRX	USACC		0.0988	0.0988				15.75						
	2-Wire Voice Grade Loop / Line Port Combination - Conversion - Subsequent Database Update						0.00	0.00				15.75						
ADDITIONAL NRCs																		
	2-Wire Voice Grade Loop/Line Port Combination - Subsequent Activity			UEPRX	USAS2	0.00	0.00	0.00				15.75						
2-WIRE VOICE GRADE LOOP WITH 2-WIRE LINE PORT (BUS)																		
UNE Port/Loop Combination Rates																		
	2-Wire VG Loop/Port Combo - Zone 1		1			12.22												
	2-Wire VG Loop/Port Combo - Zone 2		2			17.13												
	2-Wire VG Loop/Port Combo - Zone 3		3			26.26												
UNE Loop Rates																		
	2-Wire Voice Grade Loop (SL1) - Zone 1		1	UEPBX	UEPLX	10.98												
	2-Wire Voice Grade Loop (SL1) - Zone 2		2	UEPBX	UEPLX	15.91												
	2-Wire Voice Grade Loop (SL1) - Zone 3		3	UEPBX	UEPLX	25.04												
	2-Wire Voice Grade Loop (SL1) - Zone 4		4	UEPBX	UEPLX	43.68												
2-Wire Voice Grade Line Port (Bus)																		
	2-Wire voice unbundled port without Caller ID - bus			UEPBX	UEPBL	1.23	40.31	19.84	24.90	6.58		15.75						
	2-Wire voice unbundled port with Caller + E484 ID - bus			UEPBX	UEPBC	1.23	40.31	19.84	24.90	6.58		15.75						
	2-Wire voice unbundled port outgoing only - bus			UEPBX	UEPBO	1.23	40.31	19.84	24.90	6.58		15.75						
	2-Wire voice Grade unbundled Mississippi extended local dialing parity port with Caller ID - bus			UEPBX	UEPAY	1.23	40.31	19.84	24.90	6.58		15.75						
	2-Wire voice unbundled incoming only port with Caller ID - Bus			UEPBX	UEPB1	1.23	40.31	19.84	24.90	6.58		15.75						
	2-Wire Voice Unbundled Mississippi Business Dialing Plan without Caller ID			UEPBX	UEPWK	1.23	40.31	19.84	24.90	6.58		15.75						

UNBUNDLED NETWORK ELEMENTS - Mississippi										Attachment: 2		Exhibit: C				
CATEGORY	RATE ELEMENTS	Interim	Zone	BCS	USOC	RATES(\$)	Svc Order Submitted Elec per LSR	Svc Order Submitted Manually per LSR	Incremental Charge - Manual Svc Order vs. Electronic-1st	Incremental Charge - Manual Svc Order vs. Electronic-Add'l	Incremental Charge - Manual Svc Order vs. Electronic-Disc 1st	Incremental Charge - Manual Svc Order vs. Electronic-Disc Add'l				
													Rec	Nonrecurring		Nonrecurring Disconnect
										SOMEc	SOMAN	SOMAN	SOMAN	SOMAN	SOMAN	
	2-Wire voice unbundled Incoming Only Port without Caller ID Capability			UEPBX	UEPBE	1.23										
	Local Number Portability (1 per port)			UEPBX	LNPCX	0.35										
	All Features Offered			UEPBX	UEPVF	2.56	0.00	0.00								
	2-Wire Voice Grade Loop / Line Port Combination - Conversion - Switch-as-is			UEPBX	USAC2		0.0988	0.0988								
	2-Wire Voice Grade Loop / Line Port Combination - Conversion - Switch with change			UEPBX	USACC		0.0988	0.0988								
	2-Wire Voice Grade Loop / Line Port Combination - Conversion - Subsequent Database Update						0.00	0.00								
	2-Wire Voice Grade Loop/Line Port Combination - Subsequent Activity			UEPBX	USAS2		0.00	0.00								
	2-Wire VG Loop/Port Combo - Zone 1		1				12.22									
	2-Wire VG Loop/Port Combo - Zone 2		2				17.13									
	2-Wire VG Loop/Port Combo - Zone 3		3				26.26									
	2-Wire VG Loop/Port Combo - Zone 4		4				44.91									
	2-Wire Voice Grade Loop (SL 1) - Zone 1		1	UEPRG	UEPLX		10.98									
	2-Wire Voice Grade Loop (SL 1) - Zone 2		2	UEPRG	UEPLX		15.91									
	2-Wire Voice Grade Loop (SL 1) - Zone 3		3	UEPRG	UEPLX		25.04									
	2-Wire Voice Grade Loop (SL 1) - Zone 4		4	UEPRG	UEPLX		43.68									
	2-Wire VG Unbundled Combination 2-Way PBX Trunk Port - Res			UEPRG	UEPRD	1.23	69.37	32.48	37.86	6.17						
	Local Number Portability (1 per port)			UEPRG	LNPCP	3.15	0.00	0.00								
	All Features Offered			UEPRG	UEPVF	2.56	0.00	0.00								
	2-Wire Voice Grade Loop/ Line Port Combination (PBX) - Conversion - Switch-As-Is			UEPRG	USAC2		7.96	1.91								
	2-Wire Voice Grade Loop/ Line Port Combination (PBX) - Conversion - Switch with Change			UEPRG	USACC		7.96	1.91								
	2-Wire Voice Grade Loop / Line Port Combination - Conversion - Subsequent Database Update						0.00	0.00								
	2-Wire Voice Grade Loop/ Line Port Combination (PBX) - Subsequent Activity			UEPRG	USAS2		0.00	0.00	0.00							
	PBX Subsequent Activity - Change/Rearrange Multiline Hunt Group						7.36	7.36								
	2-Wire VG Loop/Port Combo - Zone 1		1				12.22									
	2-Wire VG Loop/Port Combo - Zone 2		2				17.13									
	2-Wire VG Loop/Port Combo - Zone 3		3				26.26									
	2-Wire VG Loop/Port Combo - Zone 4		4				44.91									
	2-Wire Voice Grade Loop (SL 1) - Zone 1		1	UEPPX	UEPLX		10.98									
	2-Wire Voice Grade Loop (SL 1) - Zone 2		2	UEPPX	UEPLX		15.91									
	2-Wire Voice Grade Loop (SL 1) - Zone 3		3	UEPPX	UEPLX		25.04									
	2-Wire Voice Grade Loop (SL 1) - Zone 4		4	UEPPX	UEPLX		43.68									

UNBUNDLED NETWORK ELEMENTS - Mississippi										Attachment: 2		Exhibit: C			
CATEGORY	RATE ELEMENTS	Interim	Zone	BCS	USOC	RATES(\$)	Svc Order Submitted Elec per LSR	Svc Order Submitted Manually per LSR	Incremental Charge - Manual Svc Order vs. Electronic-1st	Incremental Charge - Manual Svc Order vs. Electronic-Add'l	Incremental Charge - Manual Svc Order vs. Electronic-Disc 1st	Incremental Charge - Manual Svc Order vs. Electronic-Disc Add'l			
													Rec	Nonrecurring	
										SOMEc	SOMAN	SOMAN	SOMAN	SOMAN	SOMAN
	Interoffice Transport - Dedicated - 2 Wire Voice Grade - Facility Termination			UEPFR	U1TV2	20.32		40.77	27.57	17.26	7.11				
	Interoffice Transport - Dedicated - 2 Wire Voice Grade - Per Mile or Fraction Mile			UEPFR	1L5XX	0.0088									
	FEATURES														
	All Features Offered			UEPFR	UEPVF	2.56	0.00	0.00			15.75				
	LOCAL NUMBER PORTABILITY														
	Local Number Portability (1 per port)			UEPFR	LNPCX	0.35									
	NONRECURRING CHARGES (NRCs) - CURRENTLY COMBINED														
	2-Wire Loop / Dedicated IO Transport / 2 Wire Line Port Combination - Conversion - Switch-as-is			UEPFR	USAC2		16.94	3.72			15.75				
	2-Wire Loop / Dedicated IO Transport / 2 Wire Line Port Combination - Conversion - Switch-With-Change			UEPFR	USACC		16.94	3.72			15.75				
	2-WIRE VOICE LOOP/ 2WIRE VOICE GRADE IO TRANSPORT/ 2-WIRE LINE PORT (BUS)														
	UNE Port/Loop Combination Rates														
	2-Wire VG Loop/IO Tranport/Port Combo - Zone 1		1			15.16									
	2-Wire VG Loop/IO Tranport/Port Combo - Zone 2		2			20.02									
	2-Wire VG Loop/IO Tranport/Port Combo - Zone 3		3			28.82									
	2-Wire VG Loop/IO Tranport/Port Combo - Zone 4		4			46.99									
	UNE Loop Rates														
	2-Wire Voice Grade Loop (SL2) - Zone 1		1	UEPFB	UECF2	13.89									
	2-Wire Voice Grade Loop (SL2) - Zone 2		2	UEPFB	UECF2	18.75									
	2-Wire Voice Grade Loop (SL2) - Zone 3		3	UEPFB	UECF2	27.55									
	2-Wire Voice Grade Loop (SL2) - Zone 4		4	UEPFB	UECF2	45.72									
	2-Wire Voice Grade Line Port (Bus)														
	2-Wire voice unbundled port without Caller ID - bus			UEPFB	UEPBL	1.27	108.35	70.57	54.24	11.70	15.75				
	2-Wire voice unbundled port with Caller + E484 ID - bus			UEPFB	UEPBC	1.27	108.35	70.57	54.24	11.70	15.75				
	2-Wire voice unbundled port outgoing only - bus			UEPFB	UEPBO	1.27	108.35	70.57	54.24	11.70	15.75				
	2-Wire voice Grade unbundled Mississippi extended local dialing parity port with Caller ID - bus			UEPFB	UEPAY	1.27	108.35	70.57	54.24	11.70	15.75				
	2-Wire voice unbundled incoming only port with Caller ID - Bus			UEPFB	UEPB1	1.27	108.35	70.57	54.24	11.70	15.75				
	2-Wire Voice Unbundled Mississippi Business Dialing Plan without Caller ID			UEPFB	UEPWK	1.27	108.35	70.57	54.24	11.70	15.75				
	LOCAL NUMBER PORTABILITY														
	Local Number Portability (1 per port)			UEPFB	LNPCX	0.35									
	INTEROFFICE TRANSPORT														
	Interoffice Transport - Dedicated - 2 Wire Voice Grade - Facility Termination			UEPFB	U1TV2	20.32	40.77	27.57	17.26	7.11					
	Interoffice Transport - Dedicated - 2 Wire Voice Grade - Per Mile or Fraction Mile			UEPFB	1L5XX	0.0088									
	FEATURES														
	All Features Offered			UEPFB	UEPVF	2.56	0.00	0.00			15.75				
	NONRECURRING CHARGES (NRCs) - CURRENTLY COMBINED														
	2-Wire Loop / Dedicated IO Transport / 2 Wire Line Port Combination - Conversion - Switch-as-is			UEPFB	USAC2		16.94	3.72			15.75				
	2-Wire Loop / Dedicated IO Transport / 2 Wire Line Port Combination - Conversion - Switch with change			UEPFB	USACC		16.94	3.72			15.75				
	2-WIRE VOICE GRADE LOOP WITH 2-WIRE LINE PORT (BUS - PBX)														
	UNE Port/Loop Combination Rates														
	2-Wire VG Loop/IO Tranport/Port Combo - Zone 1		1			15.16									
	2-Wire VG Loop/IO Tranport/Port Combo - Zone 2		2			20.02									
	2-Wire VG Loop/IO Tranport/Port Combo - Zone 3		3			28.82									
	2-Wire VG Loop/IO Tranport/Port Combo - Zone 4		4			46.99									
	UNE Loop Rates														
	2-Wire Voice Grade Loop (SL2) - Zone 1		1	UEPFB	UECF2	13.89									
	2-Wire Voice Grade Loop (SL2) - Zone 2		2	UEPFB	UECF2	18.75									
	2-Wire Voice Grade Loop (SL2) - Zone 3		3	UEPFB	UECF2	27.55									
	2-Wire Voice Grade Loop (SL2) - Zone 4		4	UEPFB	UECF2	45.72									
	2-Wire Voice Grade Line Port Rates (BUS - PBX)														

UNBUNDLED NETWORK ELEMENTS - Mississippi										Attachment: 2		Exhibit: C			
CATEGORY	RATE ELEMENTS	Interim	Zone	BCS	USOC	RATES(\$)	Svc Order Submitted Elec per LSR	Svc Order Submitted Manually per LSR	Incremental Charge - Manual Svc Order vs. Electronic-1st	Incremental Charge - Manual Svc Order vs. Electronic-Add'l	Incremental Charge - Manual Svc Order vs. Electronic-Disc 1st	Incremental Charge - Manual Svc Order vs. Electronic-Disc Add'l			
													Rec	Nonrecurring	
										SOMEc	SOMAN	SOMAN	SOMAN	SOMAN	SOMAN
	Line Side Unbundled Combination 2-Way PBX Trunk Port - Bus			UEPFP	UEPPC	1.27	137.41	80.14	67.20	11.29	15.75				
	Line Side Unbundled Outward PBX Trunk Port - Bus			UEPFP	UEPPO	1.27	137.41	80.14	67.20	11.29	15.75				
	Line Side Unbundled Incoming PBX Trunk Port - Bus			UEPFP	UEPP1	1.27	137.41	80.14	67.20	11.29	15.75				
	2-Wire Voice Unbundled PBX LD Terminal Ports			UEPFP	UEPLD	1.27	137.41	80.14	67.20	11.29	15.75				
	2-Wire Voice Unbundled 2-Way Combination PBX Usage Port			UEPFP	UEPXA	1.27	137.41	80.14	67.20	11.29	15.75				
	2-Wire Voice Unbundled PBX Toll Terminal Hotel Ports			UEPFP	UEPXB	1.27	137.41	80.14	67.20	11.29	15.75				
	2-Wire Voice Unbundled PBX LD DDD Terminals Port			UEPFP	UEPXC	1.27	137.41	80.14	67.20	11.29	15.75				
	2-Wire Voice Unbundled PBX LD Terminal Switchboard Port			UEPFP	UEPXD	1.27	137.41	80.14	67.20	11.29	15.75				
	2-Wire Voice Unbundled PBX LD Terminal Switchboard IDD Capable Port			UEPFP	UEPXE	1.27	137.41	80.14	67.20	11.29	15.75				
	2-Wire Voice Unbundled 2-Way PBX Hotel/Hospital Economy Administrative Calling Port			UEPFP	UEPXL	1.27	137.41	80.14	67.20	11.29	15.75				
	2-Wire Voice Unbundled 2-Way PBX Hotel/Hospital Economy Room Calling Port			UEPFP	UEPXM	1.27	137.41	80.14	67.20	11.29	15.75				
	2-Wire Voice Unbundled 1-Way Outgoing PBX Hotel/Hospital Discount Room Calling Port			UEPFP	UEPXO	1.27	137.41	80.14	67.20	11.29	15.75				
	2-Wire Voice Unbundled 2-Way PBX Mississippi Local Economy Calling Port			UEPFP	UEPXQ	1.27	137.41	80.14	67.20	11.29	15.75				
	2-Wire Voice Unbundled 2-Way PBX Mississippi Local Optional Calling Port			UEPFP	UEPXR	1.27	137.41	80.14	67.20	11.29	15.75				
	2-Wire Voice Unbundled 1-Way Outgoing PBX Measured Port			UEPFP	UEPXS	1.27	137.41	80.14	67.20	11.29	15.75				
	Mississippi PBX 2-Way Combo Local Opt 2 Calling Port			UEPFP	UEPA5	1.27	137.41	80.14	67.20	11.29	15.75				
	LOCAL NUMBER PORTABILITY														
	Local Number Portability (1 per port)			UEPFP	LNPCP	3.15	0.00	0.00			15.75				
	INTEROFFICE TRANSPORT														
	Interoffice Transport - Dedicated - 2 Wire Voice Grade - Facility Termination			UEPFP	U1TV2	20.32	40.77	27.57	17.26	7.11					
	Interoffice Transport - Dedicated - 2 Wire Voice Grade - Per Mile or Fraction Mile			UEPFP	1L5XX	0.0088									
	FEATURES														
	All Features Offered			UEPFP	UEPVF	2.56	0.00	0.00			15.75				
	NONRECURRING CHARGES (NRCs) - CURRENTLY COMBINED														
	2-Wire Loop / Dedicated IO Transport / 2 Wire Line Port Combination - Conversion - Switch-as-is			UEPFP	USAC2		16.94	3.72			15.75				
	2-Wire Loop / Dedicated IO Transport / 2 Wire Line Port Combination - Conversion - Switch with change			UEPFP	USACC		16.94	3.72			15.75				
	UNBUNDLED PORT/LOOP COMBINATIONS - COST BASED RATES														
	2-WIRE VOICE GRADE LOOP- BUS ONLY - WITH 2-WIRE DID TRUNK PORT														
	UNE Port/Loop Combination Rates														
	2-Wire VG Loop/2-Wire DID Trunk Port Combo - UNE Zone 1		1			21.32									
	2-Wire VG Loop/2-Wire DID Trunk Port Combo - UNE Zone 2		2			26.16									
	2-Wire VG Loop/2-Wire DID Trunk Port Combo - UNE Zone 3		3			34.98									
	2-Wire VG Loop/2-Wire DID Trunk Port Combo - UNE Zone 4		4			53.15									
	UNE Loop Rates														
	2-Wire Analog Voice Grade Loop - (SL2) - UNE Zone 1		1	UEPPX	UECD1	13.89									
	2-Wire Analog Voice Grade Loop - (SL2) - UNE Zone 2		2	UEPPX	UECD1	18.75									
	2-Wire Analog Voice Grade Loop - (SL2) - UNE Zone 3		3	UEPPX	UECD1	27.55									
	2-Wire Analog Voice Grade Loop - (SL2) - UNE Zone 4		4	UEPPX	UECD1	45.72									
	UNE Port Rate														
	Exchange Ports - 2-Wire DID Port			UEPPX	UEPD1	7.43	225.96	87.13	114.59	14.25	15.75				1.97
	NONRECURRING CHARGES - CURRENTLY COMBINED														
	2-Wire Voice Grade Loop / 2-Wire DID Trunk Port Combination - Switch-as-is			UEPPX	USAC1		7.35	1.88			15.75				1.97
	2-Wire Voice Grade Loop / 2-Wire DID Trunk Port Conversion with BellSouth Allowable Changes			UEPPX	USA1C		7.35	1.88			15.75				1.97
	ADDITIONAL NRCs														
	2-Wire DID Subsequent Activity - Add Trunks, Per Trunk			UEPPX	USAS1		26.94	26.94			15.75				1.97
	Telephone Number/Trunk Group Establishment Charges														

UNBUNDLED NETWORK ELEMENTS - Mississippi										Attachment: 2		Exhibit: C			
CATEGORY	RATE ELEMENTS	Interim	Zone	BCS	USOC	RATES(\$)				Svc Order Submitted Elec per LSR	Svc Order Submitted Manually per LSR	Incremental Charge - Manual Svc Order vs. Electronic-1st	Incremental Charge - Manual Svc Order vs. Electronic-Add'l	Incremental Charge - Manual Svc Order vs. Electronic-Disc 1st	Incremental Charge - Manual Svc Order vs. Electronic-Disc Add'l
						Rec	Nonrecurring		Nonrecurring Disconnect						
							First	Add'l	First	Add'l	SOMEc	SOMAN	SOMAN	SOMAN	SOMAN
	4-Wire DS1 Digital Loop - UNE Zone 2		2	UEPPP	USL4P	129.38						15.75			1.97
	4-Wire DS1 Digital Loop - UNE Zone 3		3	UEPPP	USL4P	206.74						15.75			1.97
	4-Wire DS1 Digital Loop - UNE Zone 4		4	UEPPP	USL4P	458.46						15.75			1.97
	UNE Port Rate														
	Exchange Ports - 4-Wire ISDN DS1 Port			UEPPP	UEPPP	76.35	458.93	260.59	127.75	32.76		15.75			1.97
	NONRECURRING CHARGES - CURRENTLY COMBINED														
	4-Wire DS1 Digital Loop / 4-Wire ISDN DS1 Digital Trunk Port Combination - Conversion -Switch-as-is			UEPPP	USACP	0.00	119.76	79.01				15.75			1.97
	ADDITIONAL NRCs														
	4-Wire DS1 Loop/4-W ISDN Digtl Trk Port - Subsqnt Actvy-Inward/two way Tel Nos. (except NC)			UEPPP	PR7TF		0.49					15.75			1.97
	4-Wire DS1 Loop / 4-Wire ISDN DS1 Digital Trunk Port - Outward Tel Numbers (All States except NC)			UEPPP	PR7TO		11.58	11.58				15.75			1.97
	4-Wire DS1 Loop / 4-Wire ISDN DS1 Digital Trk Port - Subsequent Inward Tel Numbers			UEPPP	PR7ZT		23.15	23.15				15.75			1.97
	LOCAL NUMBER PORTABILITY														
	Local Number Portability (1 per port)			UEPPP	LNPCN	1.75									
	INTERFACE (Provisioning Only)														
	Voice/Data			UEPPP	PR71V	0.00	0.00	0.00							
	Digital Data			UEPPP	PR71D	0.00	0.00	0.00							
	Inward Data			UEPPP	PR71E	0.00	0.00	0.00							
	New or Additional "B" Channel														
	New or Additional - Voice/Data B Channel			UEPPP	PR7BV	0.00	14.61					15.75			1.97
	New or Additional - Digital Data B Channel			UEPPP	PR7BF	0.00	14.61					15.75			1.97
	New or Additional Inward Data B Channel			UEPPP	PR7BD	0.00	14.61					15.75			1.97
	CALL TYPES														
	Inward			UEPPP	PR7C1	0.00	0.00	0.00							
	Outward			UEPPP	PR7C0	0.00	0.00	0.00							
	Two-way			UEPPP	PR7CC	0.00	0.00	0.00							
	Interoffice Channel Mileage														
	Fixed Each Including First Mile			UEPPP	1LN1A	57.53	89.79	82.28	16.66	14.90		15.75			1.97
	Each Airline-Fractional Additional Mile			UEPPP	1LN1B	0.20									
	4-WIRE DS1 DIGITAL LOOP WITH 4-WIRE DDITS TRUNK PORT														
	UNE Port/Loop Combination Rates														
	4W DS1 Digital Loop/4W DDITS Trunk Port - UNE Zone 1		1	UEPDC		131.78						15.75			1.97
	4W DS1 Digital Loop/4W DDITS Trunk Port - UNE Zone 2		2	UEPDC		182.07						15.75			1.97
	4W DS1 Digital Loop/4W DDITS Trunk Port - UNE Zone 3		3	UEPDC		259.44						15.75			1.97
	4W DS1 Digital Loop/4W DDITS Trunk Port - UNE Zone 4		4	UEPDC		511.15						15.75			1.97
	UNE Loop Rates														
	4-Wire DS1 Digital Loop - UNE Zone 1		1	UEPDC	USLDC	79.08						15.75			1.97
	4-Wire DS1 Digital Loop - UNE Zone 2		2	UEPDC	USLDC	129.38						15.75			1.97
	4-Wire DS1 Digital Loop - UNE Zone 3		3	UEPDC	USLDC	206.74						15.75			1.97
	4-Wire DS1 Digital Loop - UNE Zone 4		4	UEPDC	USLDC	458.46						15.75			1.97
	UNE Port Rate														
	4-Wire DDITS Digital Trunk Port			UEPDC	UDD1T	52.70	457.12	254.70	120.96	14.61		15.75			1.97
	NONRECURRING CHARGES - CURRENTLY COMBINED														
	4-Wire DS1 Digital Loop / 4-Wire DDITS Trunk Port Combination - Switch-as-is			UEPDC	USAC4		130.24	67.41				15.75			1.97
	4-Wire DS1 Digital Loop / 4-Wire DDITS Trunk Port Combination - Conversion with DS1 Changes			UEPDC	USAWA		130.24	67.41				15.75			1.97
	4-Wire DS1 Digital Loop / 4-Wire DDITS Trunk Port Combination - Conversion with Change - Trunk			UEPDC	USAWB		130.24	67.41				15.75			1.97
	ADDITIONAL NRCs														
	4-Wire DS1 Loop / 4-Wire DDITS Trunk Port - NRC - Subsequent Channel Activation/Chan - 2-Way Trunk			UEPDC	UDTTA		14.56	14.56				15.75			1.97
	4-Wire DS1 Loop / 4-Wire DDITS Trunk Port - Subsequent Channel Activation/Chan - 1-Way Outward Trunk			UEPDC	UDTTB		14.56	14.56				15.75			1.97
	4-Wire DS1 Loop / 4-Wire DDITS Trunk Port - Subsqnt Channel Activation/Chan Inward Trunk w/out DID			UEPDC	UDTTC		14.56	14.56				15.75			1.97

UNBUNDLED NETWORK ELEMENTS - Mississippi										Attachment: 2		Exhibit: C				
CATEGORY	RATE ELEMENTS	Interim	Zone	BCS	USOC	RATES(\$)	Svc Order Submitted Elec per LSR	Svc Order Submitted Manually per LSR	Incremental Charge - Manual Svc Order vs. Electronic-1st	Incremental Charge - Manual Svc Order vs. Electronic-Add'l	Incremental Charge - Manual Svc Order vs. Electronic-Disc 1st	Incremental Charge - Manual Svc Order vs. Electronic-Disc Add'l				
													Rec	Nonrecurring		Nonrecurring Disconnect
New (Not Currently Combined) in all states, except in Density Zone 1 of Top 8 MSA's							First	Add'l	First	Add'l	SOMEC	SOMAN	SOMAN	SOMAN	SOMAN	SOMAN
	1 DS1/D4 Channel Bank - Additionally Add NRC for each Port and Assoc Fea Activation			UEPMG	VUMD4	0.00	715.15	327.39	148.05	17.56		15.75				1.97
	Bipolar 8 Zero Substitution															
	Clear Channel Capability Format, superframe - Subsequent Activity Only			UEPMG	CCOSF	0.00	0.00	600.00				15.75				1.97
	Clear Channel Capability Format - Extended Superframe - Subsequent Activity Only			UEPMG	CCOEF	0.00	0.00	600.00				15.75				1.97
	Alternate Mark Inversion (AMI)															
	Superframe Format			UEPMG	MCOF	0.00	0.00	0.00								
	Extended Superframe Format			UEPMG	MCOPO	0.00	0.00	0.00								
	Exchange Ports Associated with 4-Wire DS1 Loop with Channelization with Port Exchange Ports															
	Line Side Combination Channelized PBX Trunk Port - Business			UEPPX	UEPCX	1.23	0.00	0.00	0.00	0.00		15.75				1.97
	Line Side Outward Channelized PBX Trunk Port - Business			UEPPX	UEPOX	1.23	0.00	0.00	0.00	0.00		15.75				1.97
	Line Side Inward Only Channelized PBX Trunk Port without DID			UEPPX	UEP1X	1.23	0.00	0.00	0.00	0.00		15.75				1.97
	2-Wire Trunk Side Unbundled Channelized DID Trunk Port			UEPPX	UEPDM	7.40	0.00	0.00	0.00	0.00		15.75				1.97
	Feature Activations - Unbundled Loop Concentration															
	Feature (Service) Activation for each Line Side Port Terminated in D4 Bank			UEPPX	1PQWM	0.61	25.36	13.39	4.29	4.26		15.75				1.97
	Feature (Service) Activation for each Trunk Side Port Terminated in D4 Bank			UEPPX	1PQWU	0.61	78.03	18.39	60.66	11.85		15.75				1.97
	Telephone Number/ Group Establishment Charges for DID Service															
	DID Trunk Termination (1 per Port)			UEPPX	NDT	0.00	0.00	0.00				15.75				1.97
	DID Numbers - groups of 20 - Valid all States			UEPPX	ND4	0.00	0.00	0.00				15.75				1.97
	Non-Consecutive DID Numbers - per number			UEPPX	ND5	0.00	0.00	0.00				15.75				1.97
	Reserve Non-Consecutive DID Numbers			UEPPX	ND6	0.00	0.00	0.00				15.75				1.97
	Reserve DID Numbers			UEPPX	NDV	0.00	0.00	0.00				15.75				1.97
	Local Number Portability															
	Local Number Portability - 1 per port			UEPPX	LNPCP	3.15	0.00	0.00								
	FEATURES - Vertical and Optional															
	Local Switching Features Offered with Line Side Ports Only															
	All Features Available			UEPPX	UEPVF	2.56	0.00	0.00				15.75				1.97
	Mississippi PBX 2-Way Combo Local Opt 2 Calling Port			UEPPX	UEPA5	14.00	90.00	90.00				15.75				
	UNBUNDLED CENTREX PORT/LOOP COMBINATIONS - COST BASED RATES															
	1. Cost Based Rates are applied where BellSouth is required by FCC and/or State Commission rule to provide Unbundled Local Switching or Switch Ports.															
	2. Features shall apply to the Unbundled Port/Loop Combination - Cost Based Rate section in the same manner as they are applied to the Stand-Alone Unbundled Port section of this Rate Exhibit.															
	3. End Office and Tandem Switching Usage and Common Transport Usage rates in the Port section of this rate exhibit shall apply to all combinations of loop/port network elements except for UNE Coin Port/Loop Combinations.															
	4. The first and additional Port nonrecurring charges apply to Not Currently Combined Combos. For Currently Combined Combos, the nonrecurring charges shall be those identified in the Nonrecurring - Currently Combined sections. Additional NRCs may apply also and are categorized accordingly.															
	5. Market Rates for Unbundled Centrex Port/Loop Combination will be negotiated on an Individual Case Basis, until further notice.															
	UNE-P CENTREX - 1AESS - (Valid in AL,FL,GA,KY,LA,MS,&TN only)															
	2-Wire VG Loop/2-Wire Voice Grade Port (Centrex) Combo															
	UNE Port/Loop Combination Rates (Non-Design)															
	2-Wire VG Loop/2-Wire Voice Grade Port (Centrex) Port Combo - Non-Design		1	UEP91		12.22										
	2-Wire VG Loop/2-Wire Voice Grade Port (Centrex)Port Combo - Non-Design		2	UEP91		17.13										
	2-Wire VG Loop/2-Wire Voice Grade Port (Centrex)Port Combo - Non-Design		3	UEP91		26.26										
	2-Wire VG Loop/2-Wire Voice Grade Port (Centrex) Port Combo - Non-Design		4	UEP91		44.91										
	UNE Port/Loop Combination Rates (Design)															
	2-Wire VG Loop/2-Wire Voice Grade Port (Centrex) Port Combo - Design		1	UEP91		15.12										
	2-Wire VG Loop/2-Wire Voice Grade Port (Centrex)Port Combo - Design		2	UEP91		19.98										

UNBUNDLED NETWORK ELEMENTS - Mississippi										Attachment: 2		Exhibit: C			
CATEGORY	RATE ELEMENTS	Interim	Zone	BCS	USOC	RATES(\$)	Svc Order Submitted Elec per LSR	Svc Order Submitted Manually per LSR	Incremental Charge - Manual Svc Order vs. Electronic-1st	Incremental Charge - Manual Svc Order vs. Electronic-Add'l	Incremental Charge - Manual Svc Order vs. Electronic-Disc 1st	Incremental Charge - Manual Svc Order vs. Electronic-Disc Add'l			
													Rec	Nonrecurring	
										SOMEc	SOMAN	SOMAN	SOMAN	SOMAN	SOMAN
	2-Wire VG Loop/2-Wire Voice Grade Port (Centrex)Port Combo - Design		3	UEP91		28.78									
	2-Wire VG Loop/2-Wire Voice Grade Port (Centrex) Port Combo - Design		4	UEP91		46.95									
	UNE Loop Rate														
	2-Wire Voice Grade Loop (SL 1) - Zone 1		1	UEP91	UECS1	10.98									
	2-Wire Voice Grade Loop (SL 1) - Zone 2		2	UEP91	UECS1	15.91									
	2-Wire Voice Grade Loop (SL 1) - Zone 3		3	UEP91	UECS1	25.04									
	2-Wire Voice Grade Loop (SL 1) - Zone 4		4	UEP91	UECS1	43.68									
	2-Wire Voice Grade Loop (SL 2) - Zone 1		1	UEP91	UECS2	13.89									
	2-Wire Voice Grade Loop (SL 2) - Zone 2		2	UEP91	UECS2	18.75									
	2-Wire Voice Grade Loop (SL 2) - Zone 3		3	UEP91	UECS2	27.55									
	2-Wire Voice Grade Loop (SL 2) - Zone 4		4	UEP91	UECS2	45.72									
	UNE Ports														
	All States (Except North Carolina and Sout Carolina)														
	2-Wire Voice Grade Port (Centrex) Basic Local Area			UEP91	UEPYA	1.23	40.31	19.84	24.90	6.58	15.75				
	2-Wire Voice Grade Port (Centrex 800 termination)Basic Local Area			UEP91	UEPYB	1.23	40.31	19.84	24.90	6.58	15.75				
	2-Wire Voice Grade Port (Centrex with Caller ID)1Basic Local Area			UEP91	UEPYH	1.23	40.31	19.84	24.90	6.58	15.75				
	2-Wire Voice Grade Port (Centrex from diff Serving Wire Center)2 Basic Local Area			UEP91	UEPYM	1.23	108.35	70.57	54.24	11.70	15.75				
	2-Wire Voice Grade Port, Diff Serving Wire Center - 800 Service Term - Basic Local Area			UEP91	UEPYZ	1.23	108.35	70.57	54.24	11.70	15.75				
	2-Wire Voice Grade Port terminated in on Megalink or equivalent - Basic Local Area			UEP91	UEPY9	1.23	40.31	19.84	24.90	6.58	15.75				
	2-Wire Voice Grade Port Terminated on 800 Service Term - Basic Local Area			UEP91	UEPY2	1.23	40.31	19.84	24.90	6.58	15.75				
	AL, KY, LA, MS, & TN Only														
	2-Wire Voice Grade Port (Centrex)			UEP91	UEPQA	1.23	40.31	19.84	24.90	6.58	15.75				
	2-Wire Voice Grade Port (Centrex 800 termination)			UEP91	UEPQB	1.23	40.31	19.84	24.90	6.58	15.75				
	2-Wire Voice Grade Port (Centrex with Caller ID)1			UEP91	UEPQH	1.23	40.31	19.84	24.90	6.58	15.75				
	2-Wire Voice Grade Port (Centrex from diff Serving Wire Center)2			UEP91	UEPQM	1.23	108.35	70.57	54.24	11.70	15.75				
	2-Wire Voice Grade Port, Diff Serving Wire Center - 800 Service Term			UEP91	UEPQZ	1.23	108.35	70.57	54.24	11.70	15.75				
	2-Wire Voice Grade Port terminated in on Megalink or equivalent			UEP91	UEPQ9	1.23	40.31	19.84	24.90	6.58	15.75				
	2-Wire Voice Grade Port Terminated on 800 Service Term			UEP91	UEPQ2	1.23	40.31	19.84	24.90	6.58	15.75				
	Local Switching														
	Centrex Intercom Funtionality, per port			UEP91	URECS	0.7947									
	Local Number Portability														
	Local Number Portability (1 per port)			UEP91	LNPC	0.35									
	Features														
	All Standard Features Offered, per port			UEP91	UEPVF	2.56					15.75				
	All Select Features Offered, per port			UEP91	UEPVS	0.00	404.98				15.75				
	All Centrex Control Features Offered, per port			UEP91	UEPVC	2.56					15.75				
	NARS														
	Unbundled Network Access Register - Combination			UEP91	UARCX	0.00	0.00	0.00							
	Unbundled Network Access Register - Indial			UEP91	UAR1X	0.00	0.00	0.00							
	Unbundled Network Access Register - Outdial			UEP91	UAROx	0.00	0.00	0.00							
	Miscellaneous Terminations														
	2-Wire Trunk Side														
	Trunk Side Terminations, each			UEP91	CENA6	8.25	120.00	18.85	61.77	3.88	15.75				
	Interoffice Channel Mileage - 2-Wire														
	Interoffice Channel Facilities Termination - Voice Grade			UEP91	M1GBC	22.52	40.77	27.57	17.26	7.11	15.75				
	Interoffice Channel mileage, per mile or fraction of mile			UEP91	M1GBM	0.0098									
	Feature Activations (DS0) Centrex Loops on Channelized DS1 Service														
	D4 Channel Bank Feature Activations														

UNBUNDLED NETWORK ELEMENTS - Mississippi										Attachment: 2		Exhibit: C								
CATEGORY	RATE ELEMENTS	Interim	Zone	BCS	USOC	RATES(\$)	Svc Order Submitted Elec per LSR	Svc Order Submitted Manually per LSR	Incremental Charge - Manual Svc Order vs. Electronic-1st	Incremental Charge - Manual Svc Order vs. Electronic-Add'l	Incremental Charge - Manual Svc Order vs. Electronic-Disc 1st	Incremental Charge - Manual Svc Order vs. Electronic-Disc Add'l	OSS Rates(\$)							
													Rec	Nonrecurring		Nonrecurring Disconnect		SOMEc	SOMAN	SOMAN
													First	Add'l	First	Add'l				
	Feature Activation on D-4 Channel Bank Centrex Loop Slot			UEP91	1PQWS	0.57														
	Feature Activation on D-4 Channel Bank FX line Side Loop Slot			UEP91	1PQW6	0.57														
	Feature Activation on D-4 Channel Bank FX Trunk Side Loop Slot			UEP91	1PQW7	0.57														
	Feature Activation on D-4 Channel Bank Centrex Loop Slot - Different Wire Center			UEP91	1PQWP	0.57														
	Feature Activation on D-4 Channel Bank Private Line Loop Slot			UEP91	1PQWV	0.57														
	Feature Activation on D-4 Channel Bank Tjje Line/Trunk Loop Slot			UEP91	1PQWQ	0.57														
	Feature Activation on D-4 Channel Bank WATS Loop Slot			UEP91	1PQWA	0.57														
Non-Recurring Charges (NRC) Associated with UNE-P Centrex																				
	Conversion - Currently Combined Switch-As-Is with allowed changes, per port			UEP91	USAC2								0.10	0.10						15.75
	Conversion of Existing Centrex Common Block			UEP91	USACN								37.97	16.68						15.75
	New Centrex Standard Common Block			UEP91	M1ACS	0.00							666.32							15.75
	New Centrex Customized Common Block			UEP91	M1ACC	0.00							666.32							15.75
	Secondary Block, per Block			UEP91	M2CC1	0.00							77.91							15.75
	NAR Establishment Charge, Per Occasion			UEP91	URECA	0.00							72.63							15.75
UNE-P CENTREX - 5ESS (Valid in All States)																				
2-Wire VG Loop/2-Wire Voice Grade Port (Centrex) Combo																				
UNE Port/Loop Combination Rates (Non-Design)																				
	2-Wire VG Loop/2-Wire Voice Grade Port (Centrex) Port Combo - Non-Design		1	UEP95		12.22														
	2-Wire VG Loop/2-Wire Voice Grade Port (Centrex)Port Combo - Non-Design		2	UEP95		17.13														
	2-Wire VG Loop/2-Wire Voice Grade Port (Centrex)Port Combo - Non-Design		3	UEP95		26.26														
	2-Wire VG Loop/2-Wire Voice Grade Port (Centrex) Port Combo - Non-Design		4	UEP95		44.91														
UNE Port/Loop Combination Rates (Design)																				
	2-Wire VG Loop/2-Wire Voice Grade Port (Centrex) Port Combo - Design		1	UEP95		15.12														
	2-Wire VG Loop/2-Wire Voice Grade Port (Centrex)Port Combo - Design		2	UEP95		19.98														
	2-Wire VG Loop/2-Wire Voice Grade Port (Centrex)Port Combo - Design		3	UEP95		28.78														
	2-Wire VG Loop/2-Wire Voice Grade Port (Centrex) Port Combo - Design		4	UEP95		46.95														
UNE Loop Rate																				
	2-Wire Voice Grade Loop (SL 1) - Zone 1		1	UEP95	UECS1	10.98														
	2-Wire Voice Grade Loop (SL 1) - Zone 2		2	UEP95	UECS1	15.91														
	2-Wire Voice Grade Loop (SL 1) - Zone 3		3	UEP95	UECS1	25.04														
	2-Wire Voice Grade Loop (SL 1) - Zone 4		4	UEP95	UECS1	43.68														
	2-Wire Voice Grade Loop (SL 2) - Zone 1		1	UEP95	UECS2	13.89														
	2-Wire Voice Grade Loop (SL 2) - Zone 2		2	UEP95	UECS2	18.75														
	2-Wire Voice Grade Loop (SL 2) - Zone 3		3	UEP95	UECS2	27.55														
	2-Wire Voice Grade Loop (SL 2) - Zone 4		4	UEP95	UECS2	45.72														
UNE Port Rate																				
All States																				
	2-Wire Voice Grade Port (Centrex) Basic Local Area			UEP95	UEPYA	1.23							40.31	19.84	24.90				6.58	15.75
	2-Wire Voice Grade Port (Centrex 800 termination)			UEP95	UEPYB	1.23							40.31	19.84	24.90				6.58	15.75
	2-Wire Voice Grade Port (Centrex with Caller ID)1Basic Local Area			UEP95	UEPYH	1.23							40.31	19.84	24.90				6.58	15.75
	2-Wire Voice Grade Port (Centrex from diff Serving Wire Center)2 Basic Local Area			UEP95	UEPYM	1.23							108.35	70.57	54.24				11.70	15.75
	2-Wire Voice Grade Port, Diff Serving Wire Center - 800 Service Term - Basic Local Area			UEP95	UEPYZ	1.23							108.35	70.57	54.24				11.70	15.75

UNBUNDLED NETWORK ELEMENTS - Mississippi										Attachment: 2		Exhibit: C			
CATEGORY	RATE ELEMENTS	Interim	Zone	BCS	USOC	RATES(\$)	Svc Order Submitted Elec per LSR	Svc Order Submitted Manually per LSR	Incremental Charge - Manual Svc Order vs. Electronic-1st	Incremental Charge - Manual Svc Order vs. Electronic-Add'l	Incremental Charge - Manual Svc Order vs. Electronic-Disc 1st	Incremental Charge - Manual Svc Order vs. Electronic-Disc Add'l			
													Rec	Nonrecurring	
										SOMEc	SOMAN	SOMAN	SOMAN	SOMAN	SOMAN
	2-Wire Voice Grade Port (Centrex/differ SWC /EBS-PSET)2, 3 Basic Local Area			UEP9D	UEPYO	1.23	108.35	70.57	54.24	11.70	15.75				
	2-Wire Voice Grade Port (Centrex/differ SWC /EBS-M5009)2, 3 Basic Local Area			UEP9D	UEPYP	1.23	108.35	70.57	54.24	11.70	15.75				
	2-Wire Voice Grade Port (Centrex/differ SWC /EBS-5209)2, 3 Basic Local Area			UEP9D	UEPYQ	1.23	108.35	70.57	54.24	11.70	15.75				
	2-Wire Voice Grade Port (Centrex/differ SWC /EBS-M5112)2, 3 Basic Local Area			UEP9D	UEPYR	1.23	108.35	70.57	54.24	11.70	15.75				
	2-Wire Voice Grade Port (Centrex/differ SWC /EBS-M5312)2, 3 Basic Local Area			UEP9D	UEPYS	1.23	108.35	70.57	54.24	11.70	15.75				
	2-Wire Voice Grade Port (Centrex/differ SWC /EBS-M5008)2, 3 Basic Local Area			UEP9D	UEPY4	1.23	108.35	70.57	54.24	11.70	15.75				
	2-Wire Voice Grade Port (Centrex/differ SWC /EBS-M5208)2, 3 Basic Local Area			UEP9D	UEPY5	1.23	108.35	70.57	54.24	11.70	15.75				
	2-Wire Voice Grade Port (Centrex/differ SWC /EBS-M5216)2, 3 Basic Local Area			UEP9D	UEPY6	1.23	108.35	70.57	54.24	11.70	15.75				
	2-Wire Voice Grade Port (Centrex/differ SWC /EBS-M5316)2, 3 Basic Local Area			UEP9D	UEPY7	1.23	108.35	70.57	54.24	11.70	15.75				
	2-Wire Voice Grade Port, Diff Serving Wire Center - 800 Service Term			UEP9D	UEPYZ	1.23	108.35	70.57	54.24	11.70	15.75				
	2-Wire Voice Grade Port terminated in on Megalink or equivalent Basic Local Area			UEP9D	UEPY9	1.23	40.31	19.84	24.90	6.58	15.75				
	2-Wire Voice Grade Port Terminated on 800 Service Term Basic Local Area			UEP9D	UEPY2	1.23	40.31	19.84	24.90	6.58	15.75				
	AL, KY, LA, MS, SC, & TN Only														
	2-Wire Voice Grade Port (Centrex)			UEP9D	UEPQA	1.23	40.31	19.84	24.90	6.58	15.75				
	2-Wire Voice Grade Port (Centrex 800 termination)			UEP9D	UEPQB	1.23	40.31	19.84	24.90	6.58	15.75				
	2-Wire Voice Grade Port (Centrex / EBS-PSET)3			UEP9D	UEPQC	1.23	40.31	19.84	24.90	6.58	15.75				
	2-Wire Voice Grade Port (Centrex / EBS-M5009)3			UEP9D	UEPQD	1.23	40.31	19.84	24.90	6.58	15.75				
	2-Wire Voice Grade Port (Centrex / EBS-M5209)3			UEP9D	UEPQE	1.23	40.31	19.84	24.90	6.58	15.75				
	2-Wire Voice Grade Port (Centrex / EBS-M5112)3			UEP9D	UEPQF	1.23	40.31	19.84	24.90	6.58	15.75				
	2-Wire Voice Grade Port (Centrex / EBS-M5312)3			UEP9D	UEPQG	1.23	40.31	19.84	24.90	6.58	15.75				
	2-Wire Voice Grade Port (Centrex / EBS-M5008)3			UEP9D	UEPQT	1.23	40.31	19.84	24.90	6.58	15.75				
	2-Wire Voice Grade Port (Centrex / EBS-M5208)3			UEP9D	UEPQU	1.23	40.31	19.84	24.90	6.58	15.75				
	2-Wire Voice Grade Port (Centrex / EBS-M5216)3			UEP9D	UEPQV	1.23	40.31	19.84	24.90	6.58	15.75				
	2-Wire Voice Grade Port (Centrex / EBS-M5316)3			UEP9D	UEPQ3	1.23	40.31	19.84	24.90	6.58	15.75				
	2-Wire Voice Grade Port (Centrex with Caller ID)			UEP9D	UEPQH	1.23	40.31	19.84	24.90	6.58	15.75				
	2-Wire Voice Grade Port (Centrex/Caller ID/Msg Wtg Lamp Indication)3			UEP9D	UEPQW	1.23	40.31	19.84	24.90	6.58	15.75				
	2-Wire Voice Grade Port (Centrex/Msg Wtg Lamp Indication)3			UEP9D	UEPQJ	1.23	40.31	19.84	24.90	6.58	15.75				
	2-Wire Voice Grade Port (Centrex from diff Serving Wire Center) 2			UEP9D	UEPQM	1.23	108.35	70.57	54.24	11.70	15.75				
	2-Wire Voice Grade Port (Centrex/differ SWC /EBS-PSET)2, 3			UEP9D	UEPQO	1.23	108.35	70.57	54.24	11.70	15.75				
	2-Wire Voice Grade Port (Centrex/differ SWC /EBS-M5009)2, 3			UEP9D	UEPQP	1.23	108.35	70.57	54.24	11.70	15.75				
	2-Wire Voice Grade Port (Centrex/differ SWC /EBS-5209)2, 3			UEP9D	UEPQQ	1.23	108.35	70.57	54.24	11.70	15.75				
	2-Wire Voice Grade Port (Centrex/differ SWC /EBS-M5112)2, 3			UEP9D	UEPQR	1.23	108.35	70.57	54.24	11.70	15.75				
	2-Wire Voice Grade Port (Centrex/differ SWC /EBS-M5312)2, 3			UEP9D	UEPQS	1.23	108.35	70.57	54.24	11.70	15.75				
	2-Wire Voice Grade Port (Centrex/differ SWC /EBS-M5008)2, 3			UEP9D	UEPQ4	1.23	108.35	70.57	54.24	11.70	15.75				
	2-Wire Voice Grade Port (Centrex/differ SWC /EBS-M5208)2, 3			UEP9D	UEPQ5	1.23	108.35	70.57	54.24	11.70	15.75				
	2-Wire Voice Grade Port (Centrex/differ SWC /EBS-M5216)2, 3			UEP9D	UEPQ6	1.23	108.35	70.57	54.24	11.70	15.75				
	2-Wire Voice Grade Port (Centrex/differ SWC /EBS-M5316)2, 3			UEP9D	UEPQ7	1.23	108.35	70.57	54.24	11.70	15.75				

UNBUNDLED NETWORK ELEMENTS - Mississippi							Attachment: 2		Exhibit: C						
CATEGORY	RATE ELEMENTS	Interim	Zone	BCS	USOC	RATES(\$)	Svc Order Submitted Elec per LSR	Svc Order Submitted Manually per LSR	Incremental Charge - Manual Svc Order vs. Electronic-1st	Incremental Charge - Manual Svc Order vs. Electronic-Add'l	Incremental Charge - Manual Svc Order vs. Electronic-Disc 1st	Incremental Charge - Manual Svc Order vs. Electronic-Disc Add'l			
													Rec	Nonrecurring	
										SOMEc	SOMAN	SOMAN	SOMAN	SOMAN	SOMAN
	2-Wire VG Loop/2-Wire Voice Grade Port (Centrex) Port Combo - Design		1	UEP9E		15.12									
	2-Wire VG Loop/2-Wire Voice Grade Port (Centrex)Port Combo - Design		2	UEP9E		19.98									
	2-Wire VG Loop/2-Wire Voice Grade Port (Centrex)Port Combo - Design		3	UEP9E		28.78									
	2-Wire VG Loop/2-Wire Voice Grade Port (Centrex) Port Combo - Design		4	UEP9E		46.95									
	UNE Loop Rate														
	2-Wire Voice Grade Loop (SL 1) - Zone 1		1	UEP9E	UECS1	10.98									
	2-Wire Voice Grade Loop (SL 1) - Zone 2		2	UEP9E	UECS1	15.91									
	2-Wire Voice Grade Loop (SL 1) - Zone 3		3	UEP9E	UECS1	25.04									
	2-Wire Voice Grade Loop (SL 1) - Zone 4		4	UEP9E	UECS1	43.68									
	2-Wire Voice Grade Loop (SL 2) - Zone 1		1	UEP9E	UECS2	13.89									
	2-Wire Voice Grade Loop (SL 2) - Zone 2		2	UEP9E	UECS2	18.75									
	2-Wire Voice Grade Loop (SL 2) - Zone 3		3	UEP9E	UECS2	27.55									
	2-Wire Voice Grade Loop (SL 2) - Zone 4		4	UEP9E	UECS2	45.72									
	UNE Port Rate														
	AL, FL, KY, LA, MS, & TN only														
	2-Wire Voice Grade Port (Centrex) Basic Local Area			UEP9E	UEPYA	1.23	40.31	19.84	24.90	6.58	15.75				
	2-Wire Voice Grade Port (Centrex 800 termination)Basic Local Area			UEP9E	UEPYB	1.23	40.31	19.84	24.90	6.58	15.75				
	2-Wire Voice Grade Port (Centrex with Caller ID)1Basic Local Area			UEP9E	UEPYH	1.23	40.31	19.84	24.90	6.58	15.75				
	2-Wire Voice Grade Port (Centrex from diff Serving Wire Center)2 Basic Local Area			UEP9E	UEPYM	1.23	108.35	70.57	54.24	11.70	15.75				
	2-Wire Voice Grade Port, Diff Serving Wire Center - 800 Service Term - Basic Local Area			UEP9E	UEPYZ	1.23	108.35	70.57	54.24	11.70	15.75				
	2-Wire Voice Grade Port terminated in on Megalink or equivalent - Basic Local Area			UEP9E	UEPY9	1.23	40.31	19.84	24.90	6.58	15.75				
	2-Wire Voice Grade Port Terminated on 800 Service Term - Basic Local Area			UEP9E	UEPY2	1.23	40.31	19.84	24.90	6.58	15.75				
	AL, KY, LA, MS, & TN Only														
	2-Wire Voice Grade Port (Centrex)			UEP9E	UEPQA	1.23	40.31	19.84	24.90	6.58	15.75				
	2-Wire Voice Grade Port (Centrex 800 termination)			UEP9E	UEPQB	1.23	40.31	19.84	24.90	6.58	15.75				
	2-Wire Voice Grade Port (Centrex with Caller ID)1			UEP9E	UEPQH	1.23	40.31	19.84	24.90	6.58	15.75				
	2-Wire Voice Grade Port (Centrex from diff Serving Wire Center)2			UEP9E	UEPQM	1.23	108.35	70.57	54.24	11.70	15.75				
	2-Wire Voice Grade Port, Diff Serving Wire Center - 800 Service Term			UEP9E	UEPQZ	1.23	108.35	70.57	54.24	11.70	15.75				
	2-Wire Voice Grade Port terminated in on Megalink or equivalent			UEP9E	UEPQ9	1.23	40.31	19.84	24.90	6.58	15.75				
	2-Wire Voice Grade Port Terminated on 800 Service Term			UEP9E	UEPQ2	1.23	40.31	19.84	24.90	6.58	15.75				
	Local Switching														
	Centrex Intercom Funtionality, per port			UEP9E	URECS	0.7947									
	Local Number Portability														
	Local Number Portability (1 per port)			UEP9E	LNPC	0.35									
	Features														
	All Standard Features Offered, per port			UEP9E	UEPVF	2.56					15.75				
	All Select Features Offered, per port			UEP9E	UEPVS	0.00	404.98				15.75				
	All Centrex Control Features Offered, per port			UEP9E	UEPVC	2.56					15.75				
	NARS														
	Unbundled Network Access Register - Combination			UEP9E	UARCX	0.00	0.00	0.00			15.75				
	Unbundled Network Access Register - Indial			UEP9E	UAR1X	0.00	0.00	0.00			15.75				
	Unbundled Network Access Register - Outdial			UEP9E	UARO	0.00	0.00	0.00			15.75				
	Miscellaneous Terminations														
	2-Wire Trunk Side														
	Trunk Side Terminations, each			UEP9E	CEND6	8.25	120.00	18.85	61.77	3.88	15.75				
	4-Wire Digital (1.544 Megabits)														

UNBUNDLED NETWORK ELEMENTS - Mississippi										Attachment: 2		Exhibit: C								
CATEGORY	RATE ELEMENTS	Interim	Zone	BCS	USOC	RATES(\$)	Svc Order Submitted Elec per LSR	Svc Order Submitted Manually per LSR	Incremental Charge - Manual Svc Order vs. Electronic-1st	Incremental Charge - Manual Svc Order vs. Electronic-Add'l	Incremental Charge - Manual Svc Order vs. Electronic-Disc 1st	Incremental Charge - Manual Svc Order vs. Electronic-Disc Add'l	OSS Rates(\$)							
													Rec	Nonrecurring First	Nonrecurring Add'l	Nonrecurring Disconnect First	Nonrecurring Disconnect Add'l	SOMEK	SOMAN	SOMAN
	DS1 Circuit Terminations, each			UEP9E	M1HD1	58.41														
	DS0 Channel Activated Per Channel			UEP9E	M1HDO	0.00														
	Interoffice Channel Mileage - 2-Wire																			
	Interoffice Channel Facilities Termination			UEP9E	MIGBC	22.52														
	Interoffice Channel mileage, per mile or fraction of mile			UEP9E	MIGBM	0.0098														
	Feature Activations (DS0) Centrex Loops on Channelized DS1 Service																			
	D4 Channel Bank Feature Activations																			
	Feature Activation on D-4 Channel Bank Centrex Loop Slot			UEP9E	1PQWS	0.57														
	Feature Activation on D-4 Channel Bank FX line Side Loop Slot			UEP9E	1PQW6	0.57														
	Feature Activation on D-4 Channel Bank FX Trunk Side Loop Slot			UEP9E	1PQW7	0.57														
	Feature Activation on D-4 Channel Bank Centrex Loop Slot - Different Wire Center			UEP9E	1PQWP	0.57														
	Feature Activation on D-4 Channel Bank Private Line Loop Slot			UEP9E	1PQWV	0.57														
	Feature Activation on D-4 Channel Bank Tjje Line/Trunk Loop Slot			UEP9E	1PQWQ	0.57														
	Feature Activation on D-4 Channel Bank WATS Loop Slot			UEP9E	1PQWA	0.57														
	Non-Recurring Charges (NRC) Associated with UNE-P Centrex																			
	NRC Conversion Currently Combined Switch-As-Is with allowed changes, per port			UEP9E	USAC2															
	Conversion of Existing Centrex Common Block, each			UEP9E	USACN															
	New Centrex Standard Common Block			UEP9E	M1ACS	0.00														
	New Centrex Customized Common Block			UEP9E	M1ACC	0.00														
	NAR Establishment Charge, Per Occasion			UEP9E	URECA	0.00														
	UNE-P CENTREX - DCO - Valid in AL, KY, LA, MS, & TN																			
	2-Wire VG Loop/2-Wire Voice Grade Port (Centrex) Combo																			
	UNE Port/Loop Combination Rates (Non-Design)																			
	2-Wire VG Loop/2-Wire Voice Grade Port (Centrex) Port Combo - Non-Design		1	UEP93		12.22														
	2-Wire VG Loop/2-Wire Voice Grade Port (Centrex)Port Combo - Non-Design		2	UEP93		17.13														
	2-Wire VG Loop/2-Wire Voice Grade Port (Centrex)Port Combo - Non-Design		3	UEP93		26.26														
	2-Wire VG Loop/2-Wire Voice Grade Port (Centrex) Port Combo - Non-Design		4	UEP93		44.91														
	UNE Port/Loop Combination Rates (Design)																			
	2-Wire VG Loop/2-Wire Voice Grade Port (Centrex) Port Combo - Design		1	UEP93		15.12														
	2-Wire VG Loop/2-Wire Voice Grade Port (Centrex)Port Combo - Design		2	UEP93		19.98														
	2-Wire VG Loop/2-Wire Voice Grade Port (Centrex)Port Combo - Design		3	UEP93		28.78														
	2-Wire VG Loop/2-Wire Voice Grade Port (Centrex) Port Combo - Design		4	UEP93		46.95														
	UNE Loop Rate																			
	2-Wire Voice Grade Loop (SL 1) - Zone 1		1	UEP93	UECS1	10.98														
	2-Wire Voice Grade Loop (SL 1) - Zone 2		2	UEP93	UECS1	15.91														
	2-Wire Voice Grade Loop (SL 1) - Zone 3		3	UEP93	UECS1	25.04														
	2-Wire Voice Grade Loop (SL 1) - Zone 4		4	UEP93	UECS1	43.68														
	2-Wire Voice Grade Loop (SL 2) - Zone 1		1	UEP93	UECS2	13.89														
	2-Wire Voice Grade Loop (SL 2) - Zone 2		2	UEP93	UECS2	18.75														
	2-Wire Voice Grade Loop (SL 2) - Zone 3		3	UEP93	UECS2	27.55														
	2-Wire Voice Grade Loop (SL 2) - Zone 4		4	UEP93	UECS2	45.72														
	UNE Port Rate																			
	AL, KY, LA, MS, & TN only																			
	2-Wire Voice Grade Port (Centrex) Basic Local Area			UEP93	UEPYA	1.23														

UNBUNDLED NETWORK ELEMENTS - Mississippi										Attachment: 2		Exhibit: C			
CATEGORY	RATE ELEMENTS	Interim	Zone	BCS	USOC	RATES(\$)				Svc Order Submitted Elec per LSR	Svc Order Submitted Manually per LSR	Incremental Charge - Manual Svc Order vs. Electronic-1st	Incremental Charge - Manual Svc Order vs. Electronic-Add'l	Incremental Charge - Manual Svc Order vs. Electronic-Disc 1st	Incremental Charge - Manual Svc Order vs. Electronic-Disc Add'l
						Rec	Nonrecurring		Nonrecurring Disconnect						
							First	Add'l	First	Add'l	SOME C	SOMAN	SOMAN	SOMAN	SOMAN
	Conversion of Existing Centrex Common Block, each			UEP93	USACN		37.97	16.68							
	New Centrex Standard Common Block			UEP93	M1ACS	0.00	666.32					15.75			
	New Centrex Customized Common Block			UEP93	M1ACC	0.00	666.32					15.75			
	NAR Establishment Charge, Per Occasion			UEP93	URECA	0.00	72.63					15.75			
	Note 1 - Required Port for Centrex Control in 1AESS, 5ESS & EWSD														
	Note 2 - Requires Interoffice Channel Mileage														
	Note 3 - Requires Specific Customer Premises Equipment														
	Note: Rates displaying an "R" in Interim column are interim and subject to rate true-up as set forth in General Terms and Conditions.														

UNBUNDLED NETWORK ELEMENTS - South Carolina										Attachment: 2		Exhibit: C	
CATEGORY	RATE ELEMENTS	Interim	Zone	BCS	USOC	RATES(\$)	Svc Order Submitted Elec per LSR	Svc Order Submitted Manually per LSR	Incremental Charge - Manual Svc Order vs. Electronic-1st	Incremental Charge - Manual Svc Order vs. Electronic-Add'l	Incremental Charge - Manual Svc Order vs. Electronic-Disc 1st	Incremental Charge - Manual Svc Order vs. Electronic-Disc Add'l	
													Rec
The "Zone" shown in the sections for stand-alone loops or loops as part of a combination refers to Geographically Deaveraged UNE Zones. To view Geographically Deaveraged UNE Zone Designations by Central Office, refer to Internet Website: http://www.interconnection.bellsouth.com/become_a_clec/html/interconnection.htm													
OPERATIONAL SUPPORT SYSTEMS													
NOTE: (1) Electronic Service Order: CLEC should contact its contract negotiator if it prefers the state specific electronic service ordering charges as ordered by the State Commissions. The electronic service ordering charge currently contained in this rate exhibit is the BellSouth regional electronic service ordering charge. CLEC may elect either the state specific Commission ordered rates for the electronic service ordering charges, or CLEC may elect the regional electronic service ordering charge.													
NOTE: (2) Any element that can be ordered electronically will be billed according to the SOMECE rate listed in this category. Please refer to BellSouth's Business Rules for Local Ordering (BBR-LO) to determine if a product can be ordered electronically. For those elements that cannot be ordered electronically at present per the BBR-LO, the listed SOMECE rate in this category reflects the charge that would be billed to a CLEC once electronic ordering capabilities come on-line for that element. Otherwise, the manual ordering charge, SOMAN, will be applied to a CLECs bill when it submits an LSR to BellSouth.													
	Manual Service Order Charge, per LSR, Disconnect Only (SC)											1.97	
	Electronic OSS Charge, per LSR, submitted via BST's OSS interactive interfaces (Regional)							3.50					
UNE SERVICE DATE ADVANCEMENT CHARGE													
NOTE: The Expedite charge will be maintained commensurate with BellSouth's FCC No.1 Tariff, Section 5 as applicable.													
	UNE Expedite Charge per Circuit or Line Assignable USOC, per Day			ALL UNE	SDASP			200.00					
UNBUNDLED EXCHANGE ACCESS LOOP													
2-WIRE ANALOG VOICE GRADE LOOP													
	2-Wire Analog Voice Grade Loop - Service Level 1- Zone 1		1	UEANL	UEAL2	14.94	37.92	17.62	23.56	5.32	15.69		
	2-Wire Analog Voice Grade Loop - Service Level 1- Zone 2		2	UEANL	UEAL2	21.39	37.92	17.62	23.56	5.32	15.69		
	2-Wire Analog Voice Grade Loop - Service Level 1- Zone 3		3	UEANL	UEAL2	26.72	37.92	17.62	23.56	5.32	15.69		
	Loop Testing - Basic 1st Half Hour			UEANL	URET1		34.23	34.23			15.69		
	Loop Testing - Basic Additional Half Hour			UEANL	URETA		19.90	19.90			15.69		
	CLEC to CLEC Conversion Charge Without Outside Dispatch (UVL-SL1)			UEANL	UREWO		15.81	8.96			15.69		
	Engineering Information Document (EI)			UEANL	UEANM		13.47	13.47					
	Manual Order Coordination for UVL-SL1s (per loop)			UEANL	UEAMC		8.17	8.17					
	Order Coordination for Specified Conversion Time for UVL-SL1 (per LSR)			UEANL	OCOSL		18.13	18.13					
2-WIRE Unbundled COPPER LOOP													
	2-Wire Unbundled Copper Loop - Non-Designed Zone 1	I	1	UEQ	UEQ2X	12.94	36.40	16.10	22.66	4.42	15.69		
	2 Wire Unbundled Copper Loop - Non-Designed - Zone 2	I	2	UEQ	UEQ2X	14.51	36.40	16.10	22.66	4.42	15.69		
	2 Wire Unbundled Copper Loop - Non-Designed - Zone 3	I	3	UEQ	UEQ2X	15.02	36.40	16.10	22.66	4.42	15.69		
	Order Coordination 2 Wire Unbundled Copper Loop - Non-Designed (per loop)			UEQ	USBMC		8.17	8.17					
	Engineering Information Document			UEQ			13.47	13.47			15.69		
	Loop Testing - Basic 1st Half Hour			UEQ	URET1		34.23	34.23			15.69		
	Loop Testing - Basic Additional Half Hour			UEQ	URETA		19.90	19.90			15.69		
	CLEC to CLEC Conversion Charge Without Outside Dispatch (UCL-ND)			UEQ	UREWO		14.30	7.45			15.69		
UNBUNDLED EXCHANGE ACCESS LOOP													
2-WIRE ANALOG VOICE GRADE LOOP													
	2-Wire Analog Voice Grade Loop - Service Level 2 w/Loop or Ground Start Signaling - Zone 1		1	UEA	UEAL2	16.68	105.98	68.43	53.05	10.61	15.69		
	2-Wire Analog Voice Grade Loop - Service Level 2 w/Loop or Ground Start Signaling - Zone 2		2	UEA	UEAL2	23.13	105.98	68.43	53.05	10.61	15.69		
	2-Wire Analog Voice Grade Loop - Service Level 2 w/Loop or Ground Start Signaling - Zone 3		3	UEA	UEAL2	28.46	105.98	68.43	53.05	10.61	15.69		
	Order Coordination for Specified Conversion Time (per LSR)			UEA	OCOSL		18.13						
	2-Wire Analog Voice Grade Loop - Service Level 2 w/Reverse Battery Signaling - Zone 1		1	UEA	UEAR2	16.68	105.98	68.43	53.05	10.61	15.69		
	2-Wire Analog Voice Grade Loop - Service Level 2 w/Reverse Battery Signaling - Zone 2		2	UEA	UEAR2	23.13	105.98	68.43	53.05	10.61	15.69		
	2-Wire Analog Voice Grade Loop - Service Level 2 w/Reverse Battery Signaling - Zone 3		3	UEA	UEAR2	28.46	105.98	68.43	53.05	10.61	15.69		
	Order Coordination for Specified Conversion Time (per LSR)			UEA	OCOSL		18.13						
	CLEC to CLEC Conversion Charge without outside dispatch			UEA	UREWO		87.90	36.44			15.69		
4-WIRE ANALOG VOICE GRADE LOOP													
	4-Wire Analog Voice Grade Loop - Zone 1		1	UEA	UEAL4	32.59	132.38	94.83	59.35	14.61	15.69		
	4-Wire Analog Voice Grade Loop - Zone 2		2	UEA	UEAL4	43.89	132.38	94.83	59.35	14.61	15.69		

UNBUNDLED NETWORK ELEMENTS - South Carolina										Attachment: 2		Exhibit: C			
CATEGORY	RATE ELEMENTS	Interim	Zone	BCS	USOC	RATES(\$)	Svc Order Submitted Elec per LSR	Svc Order Submitted Manually per LSR	Incremental Charge - Manual Svc Order vs. Electronic-1st	Incremental Charge - Manual Svc Order vs. Electronic-Add'l	Incremental Charge - Manual Svc Order vs. Electronic-Disc 1st	Incremental Charge - Manual Svc Order vs. Electronic-Disc Add'l			
													Rec	Nonrecurring	
							First	Add'l	First	Add'l	SOMEK	SOMAN	SOMAN	SOMAN	SOMAN
	4-Wire Analog Voice Grade Loop - Zone 3		3	UEA	UEAL4	43.38	132.38	94.83	59.35	14.61		15.69			
	Order Coordination for Specified Conversion Time (per LSR)			UEA	OCOSL		18.13								
	CLEC to CLEC Conversion Charge without outside dispatch			UEA	UREWO		87.90	36.44				15.69			
	2-WIRE ISDN DIGITAL GRADE LOOP														
	2-Wire ISDN Digital Grade Loop - Zone 1		1	UDN	U1L2X	25.21	117.58	80.03	53.05	10.61		15.69			
	2-Wire ISDN Digital Grade Loop - Zone 2		2	UDN	U1L2X	32.76	117.58	80.03	53.05	10.61		15.69			
	2-Wire ISDN Digital Grade Loop - Zone 3		3	UDN	U1L2X	37.70	117.58	80.03	53.05	10.61		15.69			
	Order Coordination For Specified Conversion Time (per LSR)			UDN	OCOSL		18.13								
	CLEC to CLEC Conversion Charge without outside dispatch			UDN	UREWO		91.82	44.25				15.69			
	2-WIRE ASYMMETRICAL DIGITAL SUBSCRIBER LINE (ADSL) COMPATIBLE LOOP														
	2 Wire Unbundled ADSL Loop including manual service inquiry & facility reservation - Zone 1		1	UAL	UAL2X	12.19	120.84	70.56	50.37	7.93		15.69			
	2 Wire Unbundled ADSL Loop including manual service inquiry & facility reservation - Zone 2		2	UAL	UAL2X	13.71	120.84	70.56	50.37	7.93		15.69			
	2 Wire Unbundled ADSL Loop including manual service inquiry & facility reservation - Zone 3		3	UAL	UAL2X	14.14	120.84	70.56	50.37	7.93		15.69			
	Order Coordination for Specified Conversion Time (per LSR)			UAL	OCOSL		18.13								
	2 Wire Unbundled ADSL Loop without manual service inquiry & facility reservat - Zone 1		1	UAL	UAL2W	12.19	95.81	57.82	50.37	7.93		15.69			
	2 Wire Unbundled ADSL Loop without manual service inquiry & facility reservat - Zone 2		2	UAL	UAL2W	13.71	95.81	57.82	50.37	7.93		15.69			
	2 Wire Unbundled ADSL Loop without manual service inquiry & facility reservat - Zone 3		3	UAL	UAL2W	14.14	95.81	57.82	50.37	7.93		15.69			
	Order Coordination for Specified Conversion Time (per LSR)			UAL	OCOSL		18.13								
	CLEC to CLEC Conversion Charge without outside dispatch			UAL	UREWO		86.38	40.48				15.69			
	2-WIRE HIGH BIT RATE DIGITAL SUBSCRIBER LINE (HDSL) COMPATIBLE LOOP														
	2 Wire Unbundled HDSL Loop including manual service inquiry & facility reservation - Zone 1		1	UHL	UHL2X	9.58	129.52	79.24	50.37	7.93		15.69			
	2 Wire Unbundled HDSL Loop including manual service inquiry & facility reservation - Zone 2		2	UHL	UHL2X	10.92	129.52	79.24	50.37	7.93		15.69			
	2 Wire Unbundled HDSL Loop including manual service inquiry & facility reservation - Zone 3		3	UHL	UHL2X	11.40	129.52	79.24	50.37	7.93		15.69			
	Order Coordination for Specified Conversion Time (per LSR)			UHL	OCOSL		18.13								
	2 Wire Unbundled HDSL Loop without manual service inquiry and facility reservation - Zone 1		1	UHL	UHL2W	9.58	104.49	66.50	50.37	7.93		15.69			
	2 Wire Unbundled HDSL Loop without manual service inquiry and facility reservation - Zone 2		2	UHL	UHL2W	10.92	104.49	66.50	50.37	7.93		15.69			
	2 Wire Unbundled HDSL Loop without manual service inquiry and facility reservation - Zone 3		3	UHL	UHL2W	11.40	104.49	66.50	50.37	7.93		15.69			
	Order Coordination for Specified Conversion Time (per LSR)			UHL	OCOSL		18.13								
	CLEC to CLEC Conversion Charge without outside dispatch			UHL	UREWO		86.32	40.48				15.69			
	4-WIRE HIGH BIT RATE DIGITAL SUBSCRIBER LINE (HDSL) COMPATIBLE LOOP														
	4 Wire Unbundled HDSL Loop including manual service inquiry and facility reservation - Zone 1		1	UHL	UHL4X	16.02	158.18	107.89	55.12	10.38		15.69			
	4-Wire Unbundled HDSL Loop including manual service inquiry and facility reservation - Zone 2		2	UHL	UHL4X	14.33	158.18	107.89	55.12	10.38		15.69			
	4-Wire Unbundled HDSL Loop including manual service inquiry and facility reservation - Zone 3		3	UHL	UHL4X	16.84	158.18	107.89	55.12	10.38		15.69			
	Order Coordination for Specified Conversion Time (per LSR)			UHL	OCOSL		18.13								
	4-Wire Unbundled HDSL Loop without manual service inquiry and facility reservation - Zone 1		1	UHL	UHL4W	16.02	133.14	95.16	55.12	10.38		15.69			
	4-Wire Unbundled HDSL Loop without manual service inquiry and facility reservation - Zone 2		2	UHL	UHL4W	14.33	133.14	95.16	55.12	10.38		15.69			
	4-Wire Unbundled HDSL Loop without manual service inquiry and facility reservation - Zone 3		3	UHL	UHL4W	16.84	133.14	95.16	55.12	10.38		15.69			
	Order Coordination for Specified Conversion Time (per LSR)			UHL	OCOSL		18.13								
	CLEC to CLEC Conversion Charge without outside dispatch			UHL	UREWO		86.32	40.48				15.69			
	4-WIRE DS1 DIGITAL LOOP														
	4-Wire DS1 Digital Loop - Zone 1		1	USL	USLXX	79.51	253.03	157.89	44.80	11.73		15.69			

UNBUNDLED NETWORK ELEMENTS - South Carolina										Attachment: 2		Exhibit: C				
CATEGORY	RATE ELEMENTS	Interim	Zone	BCS	USOC	RATES(\$)	Svc Order Submitted Elec per LSR	Svc Order Submitted Manually per LSR	Incremental Charge - Manual Svc Order vs. Electronic-1st	Incremental Charge - Manual Svc Order vs. Electronic-Add'l	Incremental Charge - Manual Svc Order vs. Electronic-Disc 1st	Incremental Charge - Manual Svc Order vs. Electronic-Disc Add'l				
													Rec	Nonrecurring		Nonrecurring Disconnect
							First	Add'l	First	Add'l	SOMEc	SOMAN	SOMAN	SOMAN	SOMAN	SOMAN
	4-Wire Copper Loop/Short - without manual service inquiry and facility reservation - Zone 2		2	UCL	UCL4W	20.90	119.13	81.15	55.12	10.38		15.69				
	4-Wire Copper Loop/Short - without manual service inquiry and facility reservation - Zone 3		3	UCL	UCL4W	19.34	119.13	81.15	55.12	10.38		15.69				
	Order Coordination for Unbundled Copper Loops (per loop)			UCL	UCLMC		8.17	8.17								
	4-Wire Unbundled Copper Loop/Long - includes manual svc. inquiry and facility reservation - Zone 1		1	UCL	UCL4L	77.29	144.17	93.88	55.12	10.38		15.69				
	4-Wire Unbundled Copper Loop/Long - includes manual svc. inquiry and facility reservation - Zone 2		2	UCL	UCL4L	118.78	144.17	93.88	55.12	10.38		15.69				
	4-Wire Unbundled Copper Loop/Long - includes manual svc. inquiry and facility reservation - Zone 3		3	UCL	UCL4L	144.10	144.17	93.88	55.12	10.38		15.69				
	Order Coordination for Unbundled Copper Loops (per loop)			UCL	UCLMC		8.17	8.17								
	4-Wire Unbundled Copper Loop/Long - without manual svc. inquiry and facility reservation - Zone 1		1	UCL	UCL4O	77.29	119.44	81.45	55.12	10.38		15.69				
	4-Wire Unbundled Copper Loop/Long - without manual svc. inquiry and facility reservation - Zone 2		2	UCL	UCL4O	118.78	119.44	81.45	55.12	10.38		15.69				
	4-Wire Unbundled Copper Loop/Long - without manual svc. inquiry and facility reservation - Zone 3		3	UCL	UCL4O	144.10	119.44	81.45	55.12	10.38		15.69				
	Order Coordination for Unbundled Copper Loops (per loop)			UCL	UCLMC		8.17	8.17								
	CLEC to CLEC Conversion Charge without outside dispatch (UCL-Des)			UCL	UREWO		94.87	42.57				15.69				
LOOP MODIFICATION																
	Unbundled Loop Modification, Removal of Load Coils - 2 Wire pair less than or equal to 18k ft			UAL, UHL, UCL, UEQ, ULS, UEA, UEANL, UDL, UDC, UDN, UDL, USL	ULM2L		32.46	32.46				15.69				
	Unbundled Loop Modification, Removal of Load Coils - 2 wire greater than 18k ft			UCL, ULS, UEQ	ULM2G		170.89	170.89				15.69				
	Unbundled Loop Modification Removal of Load Coils - 4 Wire less than or equal to 18K ft			UHL, UCL	ULM4L		32.46	32.46				15.69				
	Unbundled Loop Modification Removal of Load Coils - 4 Wire pair greater than 18k ft			UCL	ULM4G		170.89	170.89				15.69				
	Unbundled Loop Modification Removal of Bridged Tap Removal, per unbundled loop			UAL, UHL, UCL, UEQ, UEF, ULS, UEA, UEANL, UDL, UDC, UDN, UDL, USL	ULMBT		32.48	32.48				15.69				
SUB-LOOPS																
Sub-Loop Distribution																
	Sub-Loop - Per Cross Box Location - CLEC Feeder Facility Set-Up		I	UEANL	USBSA		241.42	241.42				15.69				
	Sub-Loop - Per Cross Box Location - Per 25 Pair Panel Set-Up		I	UEANL	USBSB		22.69	22.69				15.69				
	Sub-Loop - Per Building Equipment Room - CLEC Feeder Facility Set-Up		I	UEANL	USBSC		177.84	177.84				15.69				
	Sub-Loop - Per Building Equipment Room - Per 25 Pair Panel Set-Up		I	UEANL	USBSD		55.58	55.58				15.69				
	Sub-Loop Distribution Per 2-Wire Analog Voice Grade Loop - Zone 1		I	1	UEANL	USBN2	8.87	65.94	31.03	45.35	6.71	15.69				
	Sub-Loop Distribution Per 2-Wire Analog Voice Grade Loop - Zone 2		I	2	UEANL	USBN2	12.58	65.94	31.03	45.35	6.71	15.69				
	Sub-Loop Distribution Per 2-Wire Analog Voice Grade Loop - Zone 3		I	3	UEANL	USBN2	14.79	65.94	31.03	45.35	6.71	15.69				
	Order Coordination for Unbundled Sub-Loops, per sub-loop pair			UEANL	USBMC		8.17	8.17								
	Sub-Loop Distribution Per 4-Wire Analog Voice Grade Loop - Zone 1		1	UEANL	USBN4	14.11	79.21	44.29	49.82	9.09		15.69				
	Sub-Loop Distribution Per 4-Wire Analog Voice Grade Loop - Zone 2		2	UEANL	USBN4	19.40	79.21	44.29	49.82	9.09		15.69				

UNBUNDLED NETWORK ELEMENTS - South Carolina

UNBUNDLED NETWORK ELEMENTS - South Carolina							Attachment: 2		Exhibit: C							
CATEGORY	RATE ELEMENTS	Interim	Zone	BCS	USOC	RATES(\$)	Svc Order Submitted Elec per LSR	Svc Order Submitted Manually per LSR	Incremental Charge - Manual Svc Order vs. Electronic-1st	Incremental Charge - Manual Svc Order vs. Electronic-Add'l	Incremental Charge - Manual Svc Order vs. Electronic-Disc 1st	Incremental Charge - Manual Svc Order vs. Electronic-Disc Add'l				
							Rec	Nonrecurring		Nonrecurring Disconnect		OSS Rates(\$)				
							First	Add'l	First	Add'l	SOMEc	SOMAN	SOMAN	SOMAN	SOMAN	SOMAN
	Unbundled Sub-Loop Feeder Loop, 2 Wire Analog Reverse Battery, Voice Grade - Zone 3		3	UEA	USBFC	14.74	93.28	56.69	54.68	13.74		15.69				
	Order Coordination For Specified Conversion Time, per LSR			UEA	OCOSL		18.13									
	Unbundled Sub-Loop Feeder Loop, 4 Wire Ground-Start, Voice Grade - Zone 1		1	UEA	USBFD	21.63	107.91	70.36	62.26	17.52		15.69				
	Unbundled Sub-Loop Feeder Loop, 4 Wire Ground-Start, Voice Grade - Zone 2		2	UEA	USBFD	27.57	107.91	70.36	62.26	17.52		15.69				
	Unbundled Sub-Loop Feeder Loop, 4 Wire Ground Start, Voice Grade - Zone 3		3	UEA	USBFD	26.04	107.91	70.36	62.26	17.52		15.69				
	Order Coordination For Specified Conversion Time, Per LSR			UEA	OCOSL		18.13									
	Unbundled Sub-Loop Feeder Loop, 4 Wire Loop-Start, Voice Grade - Zone 1		1	UEA	USBFE	21.63	107.91	70.36	62.26	17.52		15.69				
	Unbundled Sub-Loop Feeder Loop, 4 Wire Loop-Start, Voice Grade - Zone 2		2	UEA	USBFE	27.57	107.91	70.36	62.26	17.52		15.69				
	Unbundled Sub-Loop Feeder Loop, 4 Wire Loop-Start, Voice Grade - Zone 3		3	UEA	USBFE	26.04	107.91	70.36	62.26	17.52		15.69				
	Order Coordination For Specified Conversion Time, Per LSR			UEA	OCOSL		18.13									
	Unbundled Sub-Loop Feeder Loop, 2 Wire ISDN BRI - Zone 1		1	UDN	USBFF	17.05	106.47	68.92	55.81	13.37		15.69				
	Unbundled Sub-Loop Feeder Loop, 2-Wire ISDN BRI - Zone 2		2	UDN	USBFF	20.92	106.47	68.92	55.81	13.37		15.69				
	Unbundled Sub-Loop Feeder Loop, 2-Wire ISDN BRI - Zone 3		3	UDN	USBFF	23.49	106.47	68.92	55.81	13.37		15.69				
	Order Coordination For Specified Conversion Time, Per LSR			UDN	OCOSL		18.13									
	Unbundled Sub-Loop Feeder, 2 Wire UDC (IDSL compatible)		1	UDC	USBFS	17.05	106.47	68.92	55.81	13.37		15.69				
	Unbundled Sub-Loop Feeder, 2 Wire UDC (IDSL compatible)		2	UDC	USBFS	20.92	106.47	68.92	55.81	13.37		15.69				
	Unbundled Sub-Loop Feeder, 2 Wire UDC (IDSL compatible)		3	UDC	USBFS	23.49	106.47	68.92	55.81	13.37		15.69				
	Unbundled Sub-Loop Feeder Loop, 4-Wire DS1 - Zone 1		1	USL	USBFG	55.85	102.19	64.64	62.26	17.52		15.69				
	Unbundled Sub-Loop Feeder Loop, 4-Wire DS1 - Zone 2		2	USL	USBFG	109.16	102.19	64.64	62.26	17.52		15.69				
	Unbundled Sub-Loop Feeder Loop, 4-Wire DS1 - Zone 3		3	USL	USBFG	203.35	102.19	64.64	62.26	17.52		15.69				
	Order Coordination For Specified Conversion Time, Per LSR			USL	OCOSL		18.13									
	Unbundled Sub-Loop Feeder, 2-Wire Copper Loop - Zone 1		1	UCL	USBFH	5.98	83.97	46.42	53.14	10.69		15.69				
	Unbundled Sub-Loop Feeder Loop, 2-Wire Copper Loop - Zone 2		2	UCL	USBFH	4.80	83.97	46.42	53.14	10.69		15.69				
	Unbundled Sub-Loop Feeder Loop, 2-Wire Copper Loop - Zone 3		3	UCL	USBFH	4.59	83.97	46.42	53.14	10.69		15.69				
	Order Coordination For Specified Conversion Time, per LSR			UCL	OCOSL		18.13									
	Sub-Loop Feeder - Per 4-Wire Copper Loop - Zone 1		1	UCL	USBFJ	13.21	101.22	63.67	58.03	13.29		15.69				
	Sub-Loop Feeder - Per 4-Wire Copper Loop - Zone 2		2	UCL	USBFJ	8.28	101.22	63.67	58.03	13.29		15.69				
	Sub-Loop Feeder - Per 4-Wire Copper Loop - Zone 3		3	UCL	USBFJ	8.42	101.22	63.67	58.03	13.29		15.69				
	Order Coordination For Specified Conversion Time, per LSR			UCL	OCOSL		18.13									
	Sub-Loop Feeder - Per 4-Wire 19.2 Kbps Digital Grade Loop		1	UDL	USBFN	21.02	102.19	64.64	62.26	17.52		15.69				
	Sub-Loop Feeder - Per 4-Wire 19.2 Kbps Digital Grade Loop		2	UDL	USBFN	21.30	102.19	64.64	62.26	17.52		15.69				
	Sub-Loop Feeder - Per 4-Wire 19.2 Kbps Digital Grade Loop		3	UDL	USBFN	20.17	102.19	64.64	62.26	17.52		15.69				
	Sub-Loop Feeder - Per 4-Wire 56 Kbps Digital Grade Loop - Zone 1		1	UDL	USBFO	21.02	102.19	64.64	62.26	17.52		15.69				
	Sub-Loop Feeder - Per 4-Wire 56 Kbps Digital Grade Loop - Zone 2		2	UDL	USBFO	21.30	102.19	64.64	62.26	17.52		15.69				
	Sub-Loop Feeder - Per 4-Wire 56 Kbps Digital Grade Loop - Zone 3		3	UDL	USBFO	20.17	102.19	64.64	62.26	17.52		15.69				
	Order Coordination For Specified Time Conversion, per LSR			UDL	OCOSL		18.13									
	Sub-Loop Feeder - Per 4-Wire 64 Kbps Digital Grade Loop - Zone 1		1	UDL	USBFP	21.02	102.19	64.64	62.26	17.52		15.69				
	Sub-Loop Feeder - Per 4-Wire 64 Kbps Digital Grade Loop - Zone 2		2	UDL	USBFP	21.30	102.19	64.64	62.26	17.52		15.69				
	Sub-Loop Feeder - Per 4-Wire 64 Kbps Digital Grade Loop - Zone 3		3	UDL	USBFP	20.17	102.19	64.64	62.26	17.52		15.69				
	Order Coordination For Specified Conversion Time, per LSR			UDL	OCOSL		18.13									
SUB-LOOPS																
	Sub-Loop Feeder															
	Sub Loop Feeder - DS3 - Per Mile Per Month		I	UE3	1L5SL	20.44										
	Sub Loop Feeder - DS3 - Facility Termination Per Month		I	UE3	USBF1	348.12	3,408.62	407.90	160.83	91.17		15.69				

UNBUNDLED NETWORK ELEMENTS - South Carolina										Attachment: 2		Exhibit: C							
CATEGORY	RATE ELEMENTS	Interim	Zone	BCS	USOC	RATES(\$)	Svc Order Submitted Elec per LSR	Svc Order Submitted Manually per LSR	Incremental Charge - Manual Svc Order vs. Electronic-1st	Incremental Charge - Manual Svc Order vs. Electronic-Add'l	Incremental Charge - Manual Svc Order vs. Electronic-Disc 1st	Incremental Charge - Manual Svc Order vs. Electronic-Disc Add'l							
													Rec	Nonrecurring		Nonrecurring Disconnect		OSS Rates(\$)	
													SOMEc	SOMAN	SOMAN	SOMAN	SOMAN	SOMAN	
	Sub Loop Feeder - STS-1 - Per Mile Per Month	I		UDLSX	1L5SL	20.44													
	Sub Loop Feeder - STS-1 - Facility Termination Per Month	I		UDLSX	USBF7	369.07	3,408.62	407.90	160.83	91.17			15.69						
	Sub Loop Feeder - OC-3 - Per Mile Per Month	I		UDLO3	1L5SL	15.51													
	Sub Loop Feeder - OC-3 - Facility Termination Protection Per Month	I		UDLO3	USBF5	56.04													
	Sub Loop Feeder - OC-3 - Facility Termination Per Month	I		UDLO3	USBF2	565.50	3,408.62	407.90	160.83	91.17			15.69						
	Sub Loop Feeder - OC-12 - Per Mile Per Month	I		UDL12	1L5SL	19.08													
	Sub Loop Feeder - OC-12 - Facility Termination Protection Per Month	I		UDL12	USBF6	669.82													
	Sub Loop Feeder - OC-12 - Facility Termination Per Month	I		UDL12	USBF3	1,840.00	3,408.62	407.90	160.83	91.17			15.69						
	Sub Loop Feeder - OC-48 - Per Mile Per Month	I		UDL48	1L5SL	62.60													
	Sub Loop Feeder - OC-48 - Facility Termination Protection Per Month	I		UDL48	USBF9	326.16													
	Sub Loop Feeder - OC-48 - Facility Termination Per Month	I		UDL48	USBF4	1,560.00	3,594.62	407.90	160.83	91.17			15.69						
	Sub Loop Feeder - OC-12 Interface On OC-48	I		UDL48	USBF8	366.86	806.47	407.90	160.83	91.17			15.69						
UNBUNDLED LOOP CONCENTRATION																			
	Unbundled Loop Concentration - System A (TR008)			ULC	UCT8A	318.73	326.13	326.13					15.69						
	Unbundled Loop Concentration - System B (TR008)			ULC	UCT8B	46.69	135.89	135.89					15.69						
	Unbundled Loop Concentration - System A (TR303)			ULC	UCT3A	351.78	326.13	326.13					15.69						
	Unbundled Loop Concentration - System B (TR303)			ULC	UCT3B	78.67	135.89	135.89					15.69						
	Unbundled Loop Concentration - DS1 Loop Interface Card			ULC	UCTCO	4.42	63.43	46.18	16.83	4.71			15.69						
	Unbundled Loop Concentration - ISDN Loop Interface (Brite Card)			UDN	ULCC1	7.02	10.56	10.50	5.41	5.37			15.69						
	Unbundled Loop Concentration - UDC Loop Interface (Brite Card)			UDC	ULCCU	7.02	10.56	10.50	5.41	5.37			15.69						
	Unbundled Loop Concentration - -2 Wire Voice-Loop Start or Ground Start Loop Interface (POTS Card)			UEA	ULCC2	1.75	10.56	10.50	5.41	5.37			15.69						
	Unbundled Loop Concentration - 2 Wire Voice - Reverse Battery Loop Interface (SPOTS Card)			UEA	ULCCR	10.42	10.56	10.50	5.41	5.37			15.69						
	Unbundled Loop Concentration - 4 Wire Voice Loop Interface (Specials Card)			UEA	ULCC4	6.22	10.56	10.50	5.41	5.37			15.69						
	Unbundled Loop Concentration - TEST CIRCUIT Card			ULC	UCTTC	30.38	10.56	10.50	5.41	5.37			15.69						
	Unbundled Loop Concentration - Digital 19.2 Kbps Data Loop Interface			UDL	ULCC7	9.21	10.56	10.50	5.41	5.37			15.69						
	Unbundled Loop Concentration - Digital 56 Kbps Data Loop Interface			UDL	ULCC5	9.21	10.56	10.50	5.41	5.37			15.69						
	Unbundled Loop Concentration - Digital 64 Kbps Data Loop Interface			UDL	ULCC6	9.21	10.56	10.50	5.41	5.37			15.69						
UNE OTHER, PROVISIONING ONLY - NO RATE																			
	NID - Dispatch and Service Order for NID installation			UENTW	UNDBX	0.00	0.00												
	UNTW Circuit Id Establishment, Provisioning Only - No Rate			UENTW	UENCE	0.00	0.00												
	Unbundled Contract Name, Provisioning Only - No Rate			UEANL,UEF,UEQ,UENTW	UNECN	0.00	0.00												
UNE OTHER, PROVISIONING ONLY - NO RATE																			
	Unbundled Contact Name, Provisioning Only - no rate			UAL,UCL,UDC,UDL,UDN,UEA,UHL,ULC	UNECN	0.00	0.00												
	Unbundled Sub-Loop Feeder-2 Wire Cross Box Jumper - no rate			UEA,UDN,UCL,UDC	USBFQ	0.00	0.00												
	Unbundled Sub-Loop Feeder-4 Wire Cross Box Jumper - no rate			UEA,USL,UCL,UDL	USBFR	0.00	0.00												
	Unbundled DS1 Loop - Superframe Format Option - no rate			USL	CCOSF	0.00	0.00												
	Unbundled DS1 Loop - Expanded Superframe Format option - no rate			USL	CCOEF	0.00	0.00												
HIGH CAPACITY UNBUNDLED LOCAL LOOP																			
	High Capacity Unbundled Local Loop - DS3 - Per Mile per month			UE3	1L5ND	12.26													
	High Capacity Unbundled Local Loop - DS3 - Facility Termination per month			UE3	UE3PX	306.36	452.52	264.53	119.75	83.77			15.69						

UNBUNDLED NETWORK ELEMENTS - South Carolina										Attachment: 2		Exhibit: C									
CATEGORY	RATE ELEMENTS	Interim	Zone	BCS	USOC	RATES(\$)	Svc Order Submitted Elec per LSR	Svc Order Submitted Manually per LSR	Incremental Charge - Manual Svc Order vs. Electronic-1st	Incremental Charge - Manual Svc Order vs. Electronic-Add'l	Incremental Charge - Manual Svc Order vs. Electronic-Disc 1st	Incremental Charge - Manual Svc Order vs. Electronic-Disc Add'l	OSS Rates(\$)								
													Rec	Nonrecurring		Nonrecurring Disconnect		SOMEc	SOMAN	SOMAN	SOMAN
	High Capacity Unbundled Local Loop - STS-1 - Per Mile per month			UDLSX	1L5ND	12.26															
	High Capacity Unbundled Local Loop - STS-1 - Facility Termination per month			UDLSX	UDLS1	313.49	452.52	264.53	119.75	83.77											
LOOP MAKE-UP																					
	Loop Makeup - Preordering Without Reservation, per working or spare facility queried (Manual).			UMK	UMKLN		24.04	24.04													
	Loop Makeup - Preordering With Reservation, per spare facility queried (Manual).			UMK	UMKLP		25.49	25.49													
	Loop Makeup--With or Without Reservation, per working or spare facility queried (Mechanized)			UMK	PSUMK		0.34	0.34													
UNBUNDLED DEDICATED TRANSPORT																					
NOTE: INTEROFFICE CHANNEL DEDICATED TRANSPORT - minimum billing period - below DS3=one month, DS3/STS-1=four months																					
INTEROFFICE CHANNEL - DEDICATED TRANSPORT																					
	Interoffice Channel - Dedicated Transport - 2-Wire Voice Grade - Per Mile per month			U1TVX	1L5XX	0.0167															
	Interoffice Channel - Dedicated Transport- 2- Wire Voice Grade - Facility Termination			U1TVX	U1TV2	24.30	40.63	27.47	16.77	6.91											
	Interoffice Channel - Dedicated Transport- 2-Wire Voice Grade Rev Bat. - Per Mile per month			U1TVX	1L5XX	0.0167															
	Interoffice Channel - Dedicated Transport- 2- Wire VG Rev Bat. - Facility Termination			U1TVX	U1TR2	24.30	40.63	27.47	16.77	6.91											
	Interoffice Channel - Dedicated Transport - 4-Wire Voice Grade - Per Mile per month			U1TVX	1L5XX	0.0167															
	Interoffice Channel - Dedicated Transport - 4- Wire Voice Grade - Facility Termination			U1TVX	U1TV4	21.29	40.63	27.47	16.77	6.91											
	Interoffice Channel - Dedicated Transport - 56 kbps - per mile per month			U1TDX	1L5XX	0.0167															
	Interoffice Channel - Dedicated Transport - 56 kbps - Facility Termination			U1TDX	U1TD5	16.76	40.63	27.47	16.77	6.91											
	Interoffice Channel - Dedicated Transport - 64 kbps - per mile per month			U1TDX	1L5XX	0.0167															
	Interoffice Channel - Dedicated Transport - 64 kbps - Facility Termination			U1TDX	U1TD6	16.76	40.63	27.47	16.77	6.91											
	Interoffice Channel - Dedicated Channel - DS1 - Per Mile per month			U1TD1	1L5XX	0.3415															
	Interoffice Channel - Dedicated Transport - DS1 - Facility Termination			U1TD1	U1TF1	77.14	89.47	81.99	16.39	14.48											
	Interoffice Channel - Dedicated Transport - DS3 - Per Mile per month			U1TD3	1L5XX	8.02															
	Interoffice Channel - Dedicated Transport - DS3 - Facility Termination per month			U1TD3	U1TF3	880.65	279.37	163.12	60.33	58.59											
	Interoffice Channel - Dedicated Transport - STS-1 - Per Mile per month			U1TS1	1L5XX	8.02															
	Interoffice Channel - Dedicated Transport - STS-1 - Facility Termination			U1TS1	U1TFS	880.55	279.37	163.12	60.33	58.59											
LOCAL CHANNEL - DEDICATED TRANSPORT																					
NOTE: LOCAL CHANNEL DEDICATED TRANSPORT - minimum billing period - below DS3=one month, DS3/STS-1=four months																					
	Local Channel - Dedicated - 2-Wire Voice Grade			ULDVX	ULDV2	15.33	193.53	33.24	36.72	3.21											
	Local Channel - Dedicated - 2-Wire Voice Grade Rev Bat			ULDVX	ULDR2	15.33	193.53	33.24	36.72	3.21											
	Local Channel - Dedicated - 4-Wire Voice Grade			UNDVX	ULDV4	16.54	193.97	33.68	37.19	3.68											
	Local Channel - Dedicated - DS1 - Zone 1	1		ULDD1	ULDF1	42.62	177.87	154.06	22.24	15.30											
	Local Channel - Dedicated - DS1 - Zone 2	2		ULDD1	ULDF1	70.32	177.87	154.06	22.24	15.30											
	Local Channel - Dedicated - DS1 - Zone 3	3		ULDD1	ULDF1	190.68	177.87	154.06	22.24	15.30											
	Local Channel - Dedicated - DS3 - Per Mile per month			ULDD3	1L5NC	11.93															
	Local Channel - Dedicated - DS3 - Facility Termination			ULDD3	ULDF3	446.00	452.52	264.53	119.75	83.77											
	Local Channel - Dedicated - STS-1- Per Mile per month			ULDS1	1L5NC	11.93															
	Local Channel - Dedicated - STS-1 - Facility Termination			ULDS1	ULDFS	435.10	452.52	264.53	119.75	83.77											
DARK FIBER																					

UNBUNDLED NETWORK ELEMENTS - South Carolina										Attachment: 2		Exhibit: C				
CATEGORY	RATE ELEMENTS	Interim	Zone	BCS	USOC	RATES(\$)	Svc Order Submitted Elec per LSR	Svc Order Submitted Manually per LSR	Incremental Charge - Manual Svc Order vs. Electronic-1st	Incremental Charge - Manual Svc Order vs. Electronic-Add'l	Incremental Charge - Manual Svc Order vs. Electronic-Disc 1st	Incremental Charge - Manual Svc Order vs. Electronic-Disc Add'l				
													Rec	Nonrecurring		Nonrecurring Disconnect
										SOMEc	SOMAN	SOMAN	SOMAN	SOMAN	SOMAN	
	Dark Fiber, Four Fiber Strands, Per Route Mile or Fraction Thereof per month - Local Channel			UDF	1L5DC	97.65										
	NRC Dark Fiber - Local Channel			UDF	UDFC4		640.51	138.17	317.76	198.11	15.69					
	Dark Fiber, Four Fiber Strands, Per Route Mile or Fraction Thereof per month - Interoffice Channel			UDF	1L5DF	36.41										
	NRC Dark Fiber - Interoffice Channel			UDF	UDF14		640.51	138.17	317.76	198.11	15.69					
	Dark Fiber, Four Fiber Strands, Per Route Mile or Fraction Thereof per month - Local Loop			UDF	1L5DL	97.65										
	NRC Dark Fiber - Local Loop			UDF	UDFL4		640.51	138.17	317.76	198.11	15.69					
8XX ACCESS TEN DIGIT SCREENING																
	8XX Access Ten Digit Screening, Per Call			OHD		0.0006673										
	8XX Access Ten Digit Screening, Reservation Charge Per 8XX Number Reserved			OHD	N8R1X		2.59	0.44			15.69					
	8XX Access Ten Digit Screening, Per 8XX No. Established W/O POTS Translations			OHD			5.95	0.81	4.58	0.54	15.69					
	8XX Access Ten Digit Screening, Per 8XX No. Established With POTS Translations			OHD	N8FTX		5.95	0.81	4.58	0.54	15.69					
	8XX Access Ten Digit Screening, Customized Area of Service Per 8XX Number			OHD	N8FCX		2.59	1.30			15.69					
	8XX Access Ten Digit Screening, Multiple InterLATA CXR Routing Per CXR Requested Per 8XX No.			OHD	N8FMX		3.03	1.74			15.69					
	8XX Access Ten Digit Screening, Change Charge Per Request			OHD	N8FAX		3.03	0.44			15.69					
	8XX Access Ten Digit Screening, Call Handling and Destination Features			OHD	N8FDX		2.59	2.59			15.69					
	8XX Access Ten Digit Screening, w/ 8XX No. Delivery			OHD		0.0006673										
	8XX Access Ten Digit Screening, w/ POTS No. Delivery			OHD		0.0006673										
LINE INFORMATION DATA BASE ACCESS (LIDB)																
	LIDB Common Transport Per Query			OQT		0.0000246										
	LIDB Validation Per Query			OQU		0.0138158										
	LIDB Originating Point Code Establishment or Change			OQT, OQU	NRPBX		34.40		42.18		15.69					
SIGNALING (CCS7)																
	CCS7 Signaling Connection, Per 56 Kbps Facility			UDB	TPP++	16.93	35.61	35.61	16.48	16.48						
	CCS7 Signaling Termination, Per STP Port			UDB	PT8SX	163.49										
	CCS7 Signaling Usage, Per TCAP Message			UDB		0.0000692										
	CCS7 Signaling Connection, Per link (A link)			UDB	TPP++	16.93	35.61	35.61	16.48	16.48	15.69					
	CCS7 Signaling Connection, Per link (B link) (also known as D link)			UDB	TPP++	16.93	35.61	35.61	16.48	16.48	15.69					
	CCS7 Signaling Usage, Per ISUP Message			UDB		0.0000173										
	CCS7 Signaling Usage Surrogate, per link per LATA			UDB	STU56	791.37										
	CCS7 Signaling Point Code, per Originating Point Code Establishment or Change, per STP affected			UDB	CCAPO		29.08	29.08	35.65	35.65	15.69					
	CCS7 Signaling Point Code, per Destination Point Code Establishment or Change, Per Stp Affected			UDB	CCAPD		29.08	29.08	35.65	35.65	15.69					
E911 SERVICE																
	Local Channel - Dedicated - 2-wr Voice Grade					15.33	193.53	33.24	36.72	3.21	15.69					
	Interoffice Transport - Dedicated - 2-wr Voice Grade Per Mile					0.0167										
	Interoffice Transport - Dedicated - 2-wr Voice Grade Per Facility Termination					24.30	40.63	27.47	16.77	6.91	15.69					
	Local Channel - Dedicated - DS1 - Zone 1					42.62	177.87	154.06	22.24	15.30	15.69					
	Local Channel - Dedicated - DS1 - Zone 2					70.32	177.87	154.06	22.24	15.30	15.69					
	Local Channel - Dedicated - DS1 - Zone 3					190.68	177.87	154.06	22.24	15.30	15.69					
	Interoffice Transport - Dedicated - DS1 Per Mile					0.3415										
	Interoffice Transport - Dedicated - DS1 Per Facility Termination					77.14	89.47	81.99	16.39	14.48	15.69					
CALLING NAME (CNAM) SERVICE																
	CNAM For DB Owners - Service Establishment			OQV			23.00	23.00	21.15	21.15	15.69					
	CNAM For Non DB Owners - Service Establishment			OQV			23.00	23.00	21.15	21.15	15.69					
	CNAM For DB Owners - Service Provisioning With Point Code Establishment			OQV			993.09	734.47	269.53	198.18	15.69					

UNBUNDLED NETWORK ELEMENTS - South Carolina											Attachment: 2		Exhibit: C											
CATEGORY	RATE ELEMENTS	Interim	Zone	BCS	USOC	RATES(\$)	Svc Order Submitted Elec per LSR	Svc Order Submitted Manually per LSR	Incremental Charge - Manual Svc Order vs. Electronic-1st	Incremental Charge - Manual Svc Order vs. Electronic-Add'l	Incremental Charge - Manual Svc Order vs. Electronic-Disc 1st	Incremental Charge - Manual Svc Order vs. Electronic-Disc Add'l	OSS Rates(\$)											
													Rec	Nonrecurring		Nonrecurring Disconnect		SOMEC	SOMAN	SOMAN	SOMAN	SOMAN	SOMAN	
													First	Add'l	First	Add'l								
	Virtual Collocation - 2-wire Cross Connects (loop)			UEANL,UEA,UDN,U DC,UAL,UHL,UCL,U EQ,AMTFS,UDL, UNCVX,UNCDCX, UNCNX	UEAC2	0.0317							12.32	11.83	6.04	5.45							15.69	
	Virtual Collocation - 4-wire Cross Connects (loop)			UEA,UHL,UCL,UDL, AMTFS,UAL,UDN, UNCVX,UNCDCX	UEAC4	0.0634							12.42	11.90	6.40	5.74							15.69	
	Virtual Collocation - 2-Fiber Cross Connects			AMTFS,UDL12, UDLO3,U1T48, U1T12,U1T03, ULDO3,ULD12, ULD48,UDF	CNC2F	2.86							20.94	15.23	7.40	5.93							15.69	
	Virtual Collocation - 4-Fiber Cross Connects			AMTFS,UDL12, UDLO3,U1T48, U1T12,U1T03, ULDO3,ULD12, ULD48,UDF	CNC4F	5.71							25.61	19.90	9.73	8.26							15.69	
	Virtual collocation - Special Access & UNE,cross-connect per DS1			USL,ULC,AMTFS, ULR,UXTD1, UNC1X,ULDD1, U1TD1,USLEL, UNLD1	CNC1X	1.12							22.08	15.96	6.42	5.80							15.69	
	Virtual collocation - Special Access & UNE, cross-connect per DS3			USL,ULC,AMTFS,U E3,U1TD3,UXTS1, UXTD3,UNC3X, UNC3X,ULDD3, U1TS1,ULDS1, UDLSX,UNLD3	CND3X	14.21							20.94	15.23	7.39	5.93							15.69	
	Virtual Collocation - Co-Carrier Cross Connects - Fiber Cable Support Structure, per linear foot			AMTFS	VE1CB	0.0022																		
	Virtual Collocation - Co-Carrier Cross Connects - Copper/Coax Cable Support Structure, per linear ft			AMTFS	VE1CD	0.0033																		
	Virtual Collocation - Co-Carrier Cross Connects - Fiber Cable Support Structure,per cable			AMTFS	VE1CC								536.56											
	Virtual Collocation - Co-Carrier Cross Connects - Copper/Coax Cable Support Structure, per cable			AMTFS	VE1CE								536.56											
	Virtual Collocation Cable Records - per request			AMTFS	VE1BA								760.98	489.20	133.29	133.29								
	Virtual Collocation Cable Records - VG/DS0 Cable, per cable record			AMTFS	VE1BB								327.65	327.65	189.54	189.54								
	Virtual Collocation Cable Records - VG/DS0 Cable, per each 100 pair			AMTFS	VE1BC								4.82	4.82	5.91	5.91								
	Virtual Collocation Cable Records - DS1, per T1TIE			AMTFS	VE1BD								2.26	2.26	2.77	2.77								
	Virtual Collocation Cable Records - DS3, per T3TIE			AMTFS	VE1BE								7.90	7.90	9.68	9.68								
	Virtual Collocation Cable Records - Fiber Cable, per 99 fiber records			AMTFS	VE1BF								84.68	84.68	77.30	77.30								
	Virtual collocation - Security Escort - Basic, per half hour			AMTFS	SPTBX								16.96	10.75									15.69	
	Virtual collocation - Security Escort - Overtime, per half hour			AMTFS	SPTOX								22.10	13.89									15.69	
	Virtual collocation - Security Escort - Premium, per half hour			AMTFS	SPTPX								27.23	17.02									15.69	
	Virtual collocation - Maintenance in CO - Basic, per half hour			AMTFS	CTRLX								27.99	10.75									15.69	
	Virtual collocation - Maintenance in CO - Overtime, per half hour			AMTFS	SPTOM								36.56	13.89									15.69	
	Virtual collocation - Maintenance in CO - Premium per half hour			AMTFS	SPTPM								45.12	17.02									15.69	
VIRTUAL COLLOCATION																								
	Virtual Collocation - 2-wire Cross Connect, Exchange Port 2-Wire Analog - Res			UEPSR	VE1R2	0.0317							12.32	11.83	6.04	5.45							15.69	

UNBUNDLED NETWORK ELEMENTS - South Carolina											Attachment: 2		Exhibit: C								
CATEGORY	RATE ELEMENTS	Interim	Zone	BCS	USOC	RATES(\$)	Svc Order Submitted Elec per LSR	Svc Order Submitted Manually per LSR	Incremental Charge - Manual Svc Order vs. Electronic-1st	Incremental Charge - Manual Svc Order vs. Electronic-Add'l	Incremental Charge - Manual Svc Order vs. Electronic-Disc 1st	Incremental Charge - Manual Svc Order vs. Electronic-Disc Add'l	OSS Rates(\$)								
													Rec	Nonrecurring		Nonrecurring Disconnect		SOMEC	SOMAN	SOMAN	SOMAN
4-WIRE 56 KBPS EXTENDED DIGITAL LOOP WITH DEDICATED DS1 INTEROFFICE TRANSPORT (EEL)																					
	First 4-Wire 56Kbps Digital Grade Loop in a DS1 Interoffice Transport Combination - Zone 1		1	UNCDX	UDL56	29.93	126.66	89.12	59.35	14.61		15.69									
	First 4-wire 56Kbps Digital Grade Loop in a DS1 Interoffice Transport Combination - Zone 2		2	UNCDX	UDL56	33.99	126.66	89.12	59.35	14.61		15.69									
	First 4-Wire 56Kbps Digital Grade Loop in a DS1 Interoffice Transport Combination - Zone 3		3	UNCDX	UDL56	34.74	126.66	89.12	59.35	14.61		15.69									
	Interoffice Transport - Dedicated - DS1 combination - Per Mile Per Month			UNC1X	1L5XX	0.27															
	Interoffice Transport - Dedicated - DS1 - combination Facility Termination Per Month			UNC1X	U1TF1	61.71	89.47	81.99	16.39	14.48		15.69									
	Channelization - Channel System DS1 to DS0 combination Per Month			UNC1X	MQ1	107.57	91.24	62.71	10.56	9.81		15.69									
	OCU-DP COCI (data) - DS1 to DS0 Channel System - per month (2.4-64kbs)			UNCDX	1D1DD	1.19	6.59	4.73				15.69									
	Additional 4-Wire 56Kbps Digital Grade Loopin same DS1 Interoffice Transport Combination - Zone 1		1	UNCDX	UDL56	29.93	126.66	89.12	59.35	14.61		15.69									
	Additional 4-Wire 56Kbps Digital Grade Loopin same DS1 Interoffice Transport Combination - Zone 2		2	UNCDX	UDL56	33.99	126.66	89.12	59.35	14.61		15.69									
	Additional 4-Wire 56Kbps Digital Grade Loopin same DS1 Interoffice Transport Combination - Zone 3		3	UNCDX	UDL56	34.74	126.66	89.12	59.35	14.61		15.69									
	OCU-DP COCI (data) - DS1 to DS0 Channel System - combination per month (2.4-64kbs)			UNCDX	1D1DD	1.19	6.59	4.73				15.69									
	Nonrecurring Currently Combined Network Elements Switch -As-Is Charge			UNC1X	UNCCC		5.61	5.61	7.00	7.00		15.69									
4-WIRE 64 KBPS EXTENDED DIGITAL LOOP WITH DEDICATED DS1 INTEROFFICE TRANSPORT (EEL)																					
	First 4-Wire 64Kbps Digital Grade Loop in a DS1 Interoffice Transport Combination - Zone 1		1	UNCDX	UDL64	29.93	126.66	89.12	59.35	14.61		15.69									
	First 4-Wire 64Kbps Digital Grade Loop in a DS1 Interoffice Transport Combination - Zone 2		2	UNCDX	UDL64	33.99	126.66	89.12	59.35	14.61		15.69									
	First 4-Wire 64Kbps Digital Grade Loop in a DS1 Interoffice Transport Combination - Zone 3		3	UNCDX	UDL64	34.74	126.66	89.12	59.35	14.61		15.69									
	Interoffice Transport - Dedicated - DS1 combination - Per Mile Per Month			UNC1X	1L5XX	0.27															
	Interoffice Transport - Dedicated - DS1 combination - Facility Termination Per Month			UNC1X	U1TF1	61.71	89.47	81.99	16.39	14.48		15.69									
	Channelization - Channel System DS1 to DS0 combination Per Month			UNC1X	MQ1	107.57	91.24	62.71	10.56	9.81		15.69									
	OCU-DP COCI (data) - DS1 to DS0 Channel System combination - per month (2.4-64kbs)			UNCDX	1D1DD	1.19	6.59	4.73				15.69									
	Additional 4-Wire 64Kbps Digital Grade Loopin same DS1 Interoffice Transport Combination - Zone 1		1	UNCDX	UDL64	29.93	126.66	89.12	59.35	14.61		15.69									
	Additional 4-Wire 64Kbps Digital Grade Loopin same DS1 Interoffice Transport Combination - Zone 2		2	UNCDX	UDL64	33.99	126.66	89.12	59.35	14.61		15.69									
	Additional 4-Wire 64Kbps Digital Grade Loopin same DS1 Interoffice Transport Combination - Zone 3		3	UNCDX	UDL64	34.74	126.66	89.12	59.35	14.61		15.69									
	OCU-DP COCI (data) - DS1 to DS0 Channel System combination - per month (2.4-64kbs)			UNCDX	1D1DD	1.19	6.59	4.73				15.69									
	Nonrecurring Currently Combined Network Elements Switch -As-Is Charge			UNC1X	UNCCC		5.61	5.61	7.00	7.00		15.69									
4-WIRE DS1 DIGITAL EXTENDED LOOP WITH DEDICATED DS1 INTEROFFICE TRANSPORT (EEL)																					
	4-Wire DS1 Digital Loop in Combination with DS1 Interoffice Transport - Zone 1		1	UNC1X	USLXX	90.87	253.03	157.89	44.80	11.73		15.69									
	4-Wire DS1 Digital Loop in Combination with DS1 Interoffice Transport - Zone 2		2	UNC1X	USLXX	155.43	253.03	157.89	44.80	11.73		15.69									
	4-Wire DS1 Digital Loop in Combination with DS1 Interoffice Transport - Zone 3		3	UNC1X	USLXX	261.89	253.03	157.89	44.80	11.73		15.69									
	Interoffice Transport - Dedicated - DS1 combination - Per Mile Per Month			UNC1X	1L5XX	0.27															

UNBUNDLED NETWORK ELEMENTS - South Carolina										Attachment: 2		Exhibit: C	
CATEGORY	RATE ELEMENTS	Interim	Zone	BCS	USOC	RATES(\$)	Svc Order Submitted Elec per LSR	Svc Order Submitted Manually per LSR	Incremental Charge - Manual Svc Order vs. Electronic-1st	Incremental Charge - Manual Svc Order vs. Electronic-Add'l	Incremental Charge - Manual Svc Order vs. Electronic-Disc 1st	Incremental Charge - Manual Svc Order vs. Electronic-Disc Add'l	
													Rec
	Interoffice Transport - Dedicated - DS1 combination - Facility Termination Per Month			UNC1X	U1TF1	61.71		89.47	81.99	16.39	14.48		15.69
	Nonrecurring Currently Combined Network Elements Switch -As-Is Charge			UNC1X	UNCCC		5.61	5.61	7.00	7.00			15.69
4-WIRE DS1 DIGITAL EXTENDED LOOP WITH DEDICATED DS3 INTEROFFICE TRANSPORT (EEL)													
	First DS1Loop in DS3 Interoffice Transport Combination - Zone 1		1	UNC1X	USLXX	90.87		253.03	157.89	44.80	11.73		15.69
	First DS1Loop in DS3 Interoffice Transport Combination - Zone 2		2	UNC1X	USLXX	155.43		253.03	157.89	44.80	11.73		15.69
	First DS1Loop in DS3 Interoffice Transport Combination - Zone 3		3	UNC1X	USLXX	261.89		253.03	157.89	44.80	11.73		15.69
	Interoffice Transport - Dedicated - DS3 combination - Per Mile Per Month			UNC3X	1L5XX	6.42							
	Interoffice Transport - Dedicated - DS3 - Facility Termination per month			UNC3X	U1TF3	704.52		279.37	163.12	60.33	58.59		15.69
	DS3 to DS1 Channel System combination per month			UNC3X	MQ3	144.02		178.54	94.18	33.33	31.90		15.69
	DS3 Interface Unit (DS1 COCI) combination per month			UNC1X	UC1D1	8.64		6.59	4.73				15.69
	Additional DS1Loop in DS3 Interoffice Transport Combination - Zone 1		1	UNC1X	USLXX	90.87		253.03	157.89	44.80	11.73		15.69
	Additional DS1Loop in DS3 Interoffice Transport Combination - Zone 2		2	UNC1X	USLXX	155.43		253.03	157.89	44.80	11.73		15.69
	Additional DS1Loop in DS3 Interoffice Transport Combination - Zone 3		3	UNC1X	USLXX	261.89		253.03	157.89	44.80	11.73		15.69
	DS3 Interface Unit (DS1 COCI) combination per month			UNC1X	UC1D1	8.64		6.59	4.73				15.69
	Nonrecurring Currently Combined Network Elements Switch -As-Is Charge			UNC3X	UNCCC		5.61	5.61	7.00	7.00			15.69
2-WIRE VOICE GRADE EXTENDED LOOP/ 2 WIRE VOICE GRADE INTEROFFICE TRANSPORT (EEL)													
	2-WireVG Loop used with 2-wire VG Interoffice Transport Combination - Zone 1		1	UNCVX	UEAL2	16.68		105.98	68.43	53.05	10.61		15.69
	2-WireVG Loop used with 2-wire VG Interoffice Transport Combination - Zone 2		2	UNCVX	UEAL2	23.13		105.98	68.43	53.05	10.61		15.69
	2-WireVG Loop used with 2-wire VG Interoffice Transport Combination - Zone 3		3	UNCVX	UEAL2	28.46		105.98	68.43	53.05	10.61		15.69
	Interoffice Transport - Dedicated - 2-wire VG combination - Per Mile Per Month			UNCVX	1L5XX	0.0134							
	Interoffice Transport - Dedicated - 2- Wire Voice Grade combination - Facility Termination per month			UNCVX	U1TV2	19.44		40.63	27.47	16.77	6.91		15.69
	Nonrecurring Currently Combined Network Elements Switch -As-Is Charge			UNCVX	UNCCC		5.61	5.61	7.00	7.00			15.69
4-WIRE VOICE GRADE EXTENDED LOOP/ 4 WIRE VOICE GRADE INTEROFFICE TRANSPORT (EEL)													
	4-WireVG Loop used with 4-wire VG Interoffice Transport Combination - Zone 1		1	UNCVX	UEAL4	32.59		132.38	94.83	59.35	14.61		15.69
	4-WireVG Loop used with 4-wire VG Interoffice Transport Combination - Zone 2		2	UNCVX	UEAL4	43.89		132.38	94.83	59.35	14.61		15.69
	4-WireVG Loop used with 4-wire VG Interoffice Transport Combination - Zone 3		3	UNCVX	UEAL4	43.38		132.38	94.83	59.35	14.61		15.69
	Interoffice Transport - Dedicated - 4-wire VG combination - Per Mile Per Month			UNCVX	1L5XX	0.0134							
	Interoffice Transport - Dedicated - 4- Wire Voice Grade combination - Facility Termination per month			UNCVX	U1TV4	17.03		40.63	27.47	16.77	6.91		15.69
	Nonrecurring Currently Combined Network Elements Switch -As-Is Charge			UNCVX	UNCCC		5.61	5.61	7.00	7.00			15.69
DS3 DIGITAL EXTENDED LOOP WITH DEDICATED DS3 INTEROFFICE TRANSPORT (EEL)													
	High Capacity Unbundled Local Loop - DS3 combination - Per Mile per month			UNC3X	1L5ND	12.26							
	High Capacity Unbundled Local Loop - DS3 combination - Facility Termination per month			UNC3X	UE3PX	306.36		452.52	264.53	119.75	83.77		15.69
	Interoffice Transport - Dedicated - DS3 - Per Mile per month			UNC3X	1L5XX	6.42							

UNBUNDLED NETWORK ELEMENTS - South Carolina										Attachment: 2		Exhibit: C						
CATEGORY	RATE ELEMENTS	Interim	Zone	BCS	USOC	RATES(\$)	Svc Order Submitted Elec per LSR	Svc Order Submitted Manually per LSR	Incremental Charge - Manual Svc Order vs. Electronic-1st	Incremental Charge - Manual Svc Order vs. Electronic-Add'l	Incremental Charge - Manual Svc Order vs. Electronic-Disc 1st	Incremental Charge - Manual Svc Order vs. Electronic-Disc Add'l						
													Rec	Nonrecurring		Nonrecurring Disconnect		OSS Rates(\$)
							First	Add'l	First	Add'l	SOMEc	SOMAN	SOMAN	SOMAN	SOMAN	SOMAN		
	Interoffice Transport - Dedicated - DS3 combination - Facility Termination per per month			UNC3X	U1TF3	704.52	279.37	163.12	60.33	58.59		15.69						
	Nonrecurring Currently Combined Network Elements Switch -As-Is Charge			UNC3X	UNCCC		5.61	5.61	7.00	7.00		15.69						
STS1 DIGITAL EXTENDED LOOP WITH DEDICATED STS1 INTEROFFICE TRANSPORT (EEL)																		
	High Capacity Unbundled Local Loop - STS1 combination - Per Mile per month			UNC3X	1L5ND	12.26												
	High Capacity Unbundled Local Loop - STS1 combination - Facility Termination per month			UNC3X	UDLS1	313.49	452.52	264.53	119.75	83.77		15.69						
	Interoffice Transport - Dedicated - STS1 combination - Per Mile per month			UNC3X	1L5XX	6.42												
	Interoffice Transport - Dedicated - STS1 combination - Facility Termination per month			UNC3X	U1TFS	704.44	279.37	163.12	60.33	58.59		15.69						
	Nonrecurring Currently Combined Network Elements Switch -As-Is Charge			UNC3X	UNCCC		5.61	5.61	7.00	7.00		15.69						
2-WIRE ISDN EXTENDED LOOP WITH DS1 INTEROFFICE TRANSPORT (EEL)																		
	First 2-Wire ISDN Loop in a DS1 Interoffice Combination Transport - Zone 1		1	UNC1X	U1L2X	25.21	117.58	80.03	53.05	10.61		15.69						
	First 2-Wire ISDN Loop in a DS1 Interoffice Combination Transport - Zone 2		2	UNC1X	U1L2X	32.76	117.58	80.03	53.05	10.61		15.69						
	First 2-Wire ISDN Loop in a DS1 Interoffice Combination Transport - Zone 3		3	UNC1X	U1L2X	37.70	117.58	80.03	53.05	10.61		15.69						
	Interoffice Transport - Dedicated - DS1 combination - Per Mile			UNC1X	1L5XX	0.27												
	Interoffice Transport - Dedicated - DS1 combination - Facility Termination per month			UNC1X	U1TF1	61.71	89.47	81.99	16.39	14.48		15.69						
	Channelization - Channel System DS1 to DS0 combination - per month			UNC1X	MQ1	107.57	91.24	62.71	10.56	9.81		15.69						
	2-wire ISDN COCI (BRITE) - DS1 to DS0 Channel System combination - per month			UNC1X	UC1CA	2.56	6.59	4.73				15.69						
	Additional 2-wire ISDN Loop in same DS1Interoffice Transport Combination - Zone 1		1	UNC1X	U1L2X	25.21	117.58	80.03	53.05	10.61		15.69						
	Additional 2-wire ISDN Loop in same DS1Interoffice Transport Combination - Zone 2		2	UNC1X	U1L2X	32.76	117.58	80.03	53.05	10.61		15.69						
	Additional 2-wire ISDN Loop in same DS1Interoffice Transport Combination - Zone 3		3	UNC1X	U1L2X	37.70	117.58	80.03	53.05	10.61		15.69						
	2-wire ISDN COCI (BRITE) - DS1 to DS0 Channel System combination- per month			UNC1X	UC1CA	2.56	6.59	4.73				15.69						
	Nonrecurring Currently Combined Network Elements Switch -As-Is Charge			UNC1X	UNCCC		5.61	5.61	7.00	7.00		15.69						
4-WIRE DS1 DIGITAL EXTENDED LOOP WITH DEDICATED STS-1 INTEROFFICE TRANSPORT (EEL)																		
	First DS1 Loop in STS1 Interoffice Transport Combination - Zone 1		1	UNC1X	USLXX	90.87	253.03	157.89	44.80	11.73		15.69						
	First DS1 Loop in STS1 Interoffice Transport Combination - Zone 2		2	UNC1X	USLXX	155.43	253.03	157.89	44.80	11.73		15.69						
	First DS1 Loop in STS1 Interoffice Transport Combination - Zone 3		3	UNC1X	USLXX	261.89	253.03	157.89	44.80	11.73		15.69						
	Interoffice Transport - Dedicated - STS1 combination - Per Mile Per Month			UNC3X	1L5XX	6.42												
	Interoffice Transport - Dedicated - STS1 combination - Facility Termination			UNC3X	U1TFS	704.44	279.37	163.12	60.33	58.59		15.69						
	STS1 to DS1 Channel System combination per month			UNC3X	MQ3	144.02	178.54	94.18	33.33	31.90		15.69						
	DS3 Interface Unit (DS1 COCI) combination per month			UNC1X	UC1D1	8.64	6.59	4.73				15.69						
	Additional DS1Loop in STS1 Interoffice Transport Combination - Zone 1		1	UNC1X	USLXX	90.87	253.03	157.89	44.80	11.73		15.69						
	Additional DS1Loop in STS1 Interoffice Transport Combination - Zone 2		2	UNC1X	USLXX	155.43	253.03	157.89	44.80	11.73		15.69						
	Additional DS1Loop in STS1 Interoffice Transport Combination - Zone 3		3	UNC1X	USLXX	261.89	253.03	157.89	44.80	11.73		15.69						
	DS3 Interface Unit (DS1 COCI) combination per month			UNC1X	UC1D1	8.64	6.59	4.73				15.69						

UNBUNDLED NETWORK ELEMENTS - South Carolina											Attachment: 2		Exhibit: C								
CATEGORY	RATE ELEMENTS	Interim	Zone	BCS	USOC	RATES(\$)	Svc Order Submitted Elec per LSR	Svc Order Submitted Manually per LSR	Incremental Charge - Manual Svc Order vs. Electronic-1st	Incremental Charge - Manual Svc Order vs. Electronic-Add'l	Incremental Charge - Manual Svc Order vs. Electronic-Disc 1st	Incremental Charge - Manual Svc Order vs. Electronic-Disc Add'l	OSS Rates(\$)								
													Rec	Nonrecurring		Nonrecurring Disconnect		SOMEc	SOMAN	SOMAN	SOMAN
													First	Add'l	First	Add'l					
	Nonrecurring Currently Combined Network Elements Switch -As-Is Charge			UNCSX	UNCCC								5.61	5.61	7.00	7.00					15.69
4-WIRE 56 KBPS DIGITAL EXTENDED LOOP WITH 56 KBPS INTEROFFICE TRANSPORT (EEL)																					
	4-wire 56 kbps Loop/4-wire 56 kbps Interoffice Transport Combination - Zone 1		1	UNCDX	UDL56	29.93							126.66	89.12	59.35	14.61					15.69
	4-wire 56 kbps Loop/4-wire 56 kbps Interoffice Transport Combination - Zone 2		2	UNCDX	UDL56	33.99							126.66	89.12	59.35	14.61					15.69
	4-wire 56 kbps Loop/4-wire 56 kbps Interoffice Transport Combination - Zone 3		3	UNCDX	UDL56	34.74							126.66	89.12	59.35	14.61					15.69
	Interoffice Transport - Dedicated - 4-wire 56 kbps combination - Per Mile			UNCDX	1L5XX	0.0134															
	Interoffice Transport - Dedicated - 4-wire 56 kbps combination - Facility Termination			UNCDX	U1TD5	13.41							40.63	27.47	16.77	6.91					15.69
	Nonrecurring Currently Combined Network Elements Switch -As-Is Charge			UNCDX	UNCCC								5.61	5.61	7.00	7.00					15.69
4-WIRE 64 KBPS DIGITAL EXTENDED LOOP WITH 64 KBPS INTEROFFICE TRANSPORT (EEL)																					
	4-wire 64 kbps Loop/4-wire 64 kbps Interoffice Transport Combination - Zone 1		1	UNCDX	UDL64	29.93							126.66	89.12	59.35	14.61					15.69
	4-wire 64 kbps Loop/4-wire 64 kbps Interoffice Transport Combination - Zone 2		2	UNCDX	UDL64	33.99							126.66	89.12	59.35	14.61					15.69
	4-wire 64 kbps Loop/4-wire 64 kbps Interoffice Transport Combination - Zone 3		3	UNCDX	UDL64	34.74							126.66	89.12	59.35	14.61					15.69
	Interoffice Transport - Dedicated - 4-wire 64 kbps combination - Per Mile			UNCDX	1L5XX	0.0134															
	Interoffice Transport - Dedicated - 4-wire 64 kbps combination - Facility Termination			UNCDX	U1TD6	13.41							40.63	27.47	16.77	6.91					15.69
	Nonrecurring Currently Combined Network Elements Switch -As-Is Charge			UNCDX	UNCCC								5.61	5.61	7.00	7.00					15.69
ADDITIONAL NETWORK ELEMENTS																					
When used as a part of a currently combined facility, the non-recurring charges do not apply, but a Switch As Is charge does apply.																					
When used as ordinarily combined network elements in All States, the non-recurring charges apply and the Switch As Is Charge does not.																					
Nonrecurring Currently Combined Network Elements "Switch As Is" Charge (One applies to each combination)																					
	Nonrecurring Currently Combined Network Elements Switch -As-Is Charge - 2 wire/4-Wire VG			UNCVX	UNCCC								5.61	5.61	7.00	7.00					15.69
	Nonrecurring Currently Combined Network Elements Switch -As-Is Charge - 56/64 kbps			UNCDX	UNCCC								5.61	5.61	7.00	7.00					15.69
	Nonrecurring Currently Combined Network Elements Switch -As-Is Charge - DS1			UNC1X	UNCCC								5.61	5.61	7.00	7.00					15.69
	Nonrecurring Currently Combined Network Elements Switch -As-Is Charge - DS3			UNC3X	UNCCC								5.61	5.61	7.00	7.00					15.69
	Nonrecurring Currently Combined Network Elements Switch -As-Is Charge - STS1			UNCSX	UNCCC								5.61	5.61	7.00	7.00					15.69
NOTE: Local Channel - Dedicated Transport - minimum billing period - Below DS3=one month, DS3 and above=four months																					
	Local Channel - Dedicated - 2-Wire Voice Grade			UNCXV	ULDV2	15.33							193.53	33.24	36.72	3.21					15.69
	Local Channel - Dedicated - 4-Wire Voice Grade			UNCXV	ULDV4	16.54							193.97	33.68	37.19	3.68					15.69
	Local Channel - Dedicated - DS1 per month Zone 1		1	UNC1X	ULDF1	42.62							177.87	154.06	22.24	15.30					15.69
	Local Channel - Dedicated -DS1 Per Month Zone 2		2	UNC1X	ULDF1	70.32							177.87	154.06	22.24	15.30					15.69
	Local Channel - Dedicated - DS1- Per Month Zone 3		3	UNC1X	ULDF1	190.68							177.87	154.06	22.24	15.30					15.69
	Local Channel - Dedicated - DS3 - Per Mile per month			UNC3X	1L5NC	11.93															
	Local Channel - Dedicated - DS3 - Facility Termination			UNC3X	ULDF3	446.00							452.52	264.53	119.75	83.77					15.69
	Local Channel - Dedicated - STS-1- Per Mile per month			UNCSX	1L5NC	11.93															
	Local Channel - Dedicated - STS-1 - Facility Termination			UNCSX	ULDFS	435.10							452.52	264.53	119.75	83.77					15.69
Optional Features & Functions:																					
MULTIPLEXERS																					
	Channelization - DS1 to DS0 Channel System			UXTD1	MQ1	107.57							91.24	62.71	10.56	9.81					15.69
	OCU-DP COCI (data) - DS1 to DS0 Channel System - per month (2.4-64kbs)			UDL	1D1DD	1.19							6.59	4.73							15.69
	2-wire ISDN COCI (BRITE) - DS1 to DS0 Channel System - per month			UDN	UC1CA	2.56							6.59	4.73							15.69

UNBUNDLED NETWORK ELEMENTS - South Carolina										Attachment: 2		Exhibit: C		
CATEGORY	RATE ELEMENTS	Interim	Zone	BCS	USOC	RATES(\$)	Svc Order Submitted Elec per LSR	Svc Order Submitted Manually per LSR	Incremental Charge - Manual Svc Order vs. Electronic-1st	Incremental Charge - Manual Svc Order vs. Electronic-Add'l	Incremental Charge - Manual Svc Order vs. Electronic-Disc 1st	Incremental Charge - Manual Svc Order vs. Electronic-Disc Add'l		
													Rec	Nonrecurring
										SOMEc	SOMAN	SOMAN	SOMAN	SOMAN
	Voice Grade COCI - DS1 to DS0 Channel System - per month			UEA	1D1VG	0.56		6.59	4.73			15.69		
	DS3 to DS1 Channel System per month			UXTD3	MQ3	144.02		178.54	94.18	33.33	31.90	15.69		
	STS1 to DS1 Channel System per month			UXTS1	MQ3	144.02		178.54	94.18	33.33	31.90	15.69		
	DS3 Interface Unit (DS1 COCI) used with Loop per month			USL	UC1D1	8.64		6.59	4.73			15.69		
	DS3 Interface Unit (DS1 COCI) used with Local Channel per month			ULDD1	UC1D1	8.64		6.59	4.73			15.69		
	DS3 Interface Unit (DS1 COCI) used with Interoffice Channel per month			U1TD1	UC1D1	8.64		6.59	4.73			15.69		
UNBUNDLED LOCAL EXCHANGE SWITCHING(PORTS)														
Exchange Ports														
NOTE: Although the Port Rate includes all available features in GA, KY, LA & TN, the desired features will need to be ordered using retail USOCs														
2-WIRE VOICE GRADE LINE PORT RATES (RES)														
	Exchange Ports - 2-Wire Analog Line Port- Res.			UEPSR	UEPRL	1.65		2.38	2.28	1.42	1.33	15.69		
	Exchange Ports - 2-Wire Analog Line Port with Caller ID - Res.			UEPSR	UEPRC	1.65		2.38	2.28	1.42	1.33	15.69		
	Exchange Ports - 2-Wire Analog Line Port outgoing only - Res.			UEPSR	UEPRO	1.65		2.38	2.28	1.42	1.33	15.69		
	Exchange Ports - 2-Wire VG unbundled SC extended local dialing parity Port with Caller ID - Res.			UEPSR	UEPAU	1.65		2.38	2.28	1.42	1.33	15.69		
	Exchange Ports - 2-Wire VG unbundled South Carolina Area Calling port with Caller ID - Res (LW8)			UEPSR	UEPAJ	1.65		2.38	2.28	1.42	1.33	15.69		
	Exchange Ports - 2-Wire VG unbundled res, low usage line port with Caller ID (LUM)			UEPSR	UEPAP	1.65		2.38	2.28	1.42	1.33	15.69		
	Exchange Ports - 2-Wire VG South Carolina Residence Dialing Plan without Caller ID			UEPSR	UEPWL	1.65		2.38	2.28	1.42	1.33	15.69		
	Exchange Ports - 2-Wire VG South Carolina Residence Area Calling Plan without Caller ID capability			UEPSR	UEPRS	1.65		2.38	2.28	1.42	1.33	15.69		
	2-Wire voice unbundled Low Usage Line Port without Caller ID Capability			UEPSR	UEPRT	1.65		2.38	2.28	1.42	1.33	15.69		
	Subsequent Activity			UEPSR	USASC	0.00		0.00	0.00			15.69		
FEATURES														
	All Available Vertical Features			UEPSR	UEPVF	3.04		0.00	0.00			15.69		
2-WIRE VOICE GRADE LINE PORT RATES (BUS)														
	Exchange Ports - 2-Wire Analog Line Port without Caller ID - Bus			UEPSB	UEPBL	1.65		2.38	2.28	1.42	1.33	15.69		
	Exchange Ports - 2-Wire VG unbundled Line Port with unbundled port with Caller+E484 ID - Bus.			UEPSB	UEPBC	1.65		2.38	2.28	1.42	1.33	15.69		
	Exchange Ports - 2-Wire Analog Line Port outgoing only - Bus.			UEPSB	UEPBO	1.65		2.38	2.28	1.42	1.33	15.69		
	Exchange Ports - 2-Wire VG unbundled SC extended local dialing parity Port with Caller ID - Bus.			UEPSB	UEPAZ	1.65		2.38	2.28	1.42	1.33	15.69		
	Exchange Ports - 2-Wire VG unbundled incoming only port with Caller ID - Bus			UEPSB	UEPB1	1.65		2.38	2.28	1.42	1.33	15.69		
	Exchange Ports - 2-Wire VG unbundled South Carolina Bus Area Calling Port with Caller ID - Bus (LMB)			UEPSB	UEPAB	1.65		2.38	2.28	1.42	1.33	15.69		
	Exchange Ports - 2-Wire Voice South Carolina Business Dialing Plan without Caller ID			UEPSB	UEPWM	1.65		2.38	2.28	1.42	1.33	15.69		
	Exchange Ports - 2-Wire Voice South Carolina Business Area Calling Port without Caller ID			UEPSB	UEPBB	1.65		2.38	2.28	1.42	1.33	15.69		
	2-Wire voice unbundled Incoming Only Port without Caller ID Capability			UEPSB	UEPBE	1.65		2.38	2.28	1.42	1.33	15.69		
	Subsequent Activity			UEPSB	USASC	0.00		0.00	0.00			15.69		
FEATURES														
	All Available Vertical Features			UEPSB	UEPVF	3.04		0.00	0.00			15.69		
	All Available Vertical Features				UEPVF	3.04		0.00	0.00			15.69		
EXCHANGE PORT RATES (DID & PBX)														
	2-Wire VG Unbundled 2-Way PBX Trunk - Res			UEPSE	UEPRD	1.65		31.34	14.88	13.97	0.90	15.69		
	2-Wire VG Line Side Unbundled 2-Way PBX Trunk - Bus			UEPSP	UEPPC	1.65		31.34	14.88	13.97	0.90	15.69		
	2-Wire VG Line Side Unbundled Outward PBX Trunk - Bus			UEPSP	UEPPO	1.65		31.34	14.88	13.97	0.90	15.69		

UNBUNDLED NETWORK ELEMENTS - South Carolina							Attachment: 2		Exhibit: C			
CATEGORY	RATE ELEMENTS	Interim	Zone	BCS	USOC	RATES(\$)	Svc Order Submitted Elec per LSR	Svc Order Submitted Manually per LSR	Incremental Charge - Manual Svc Order vs. Electronic-1st	Incremental Charge - Manual Svc Order vs. Electronic-Add'l	Incremental Charge - Manual Svc Order vs. Electronic-Disc 1st	Incremental Charge - Manual Svc Order vs. Electronic-Disc Add'l
	4-Wire DS1 Loop / 4-Wire ISDN DS1 Digital Trk Port - Subsequent Inward Tel Numbers			UEPPP	PR7ZT							15.69
LOCAL NUMBER PORTABILITY												
	Local Number Portability (1 per port)			UEPPP	LNPCN	1.75						
	Voice/Data			UEPPP	PR71V	0.00	0.00	0.00				
	Digital Data			UEPPP	PR71D	0.00	0.00	0.00				
	Inward Data			UEPPP	PR71E	0.00	0.00	0.00				
New or Additional "B" Channel												
	New or Additional - Voice/Data B Channel			UEPPP	PR7BV	0.00	14.56				15.69	
	New or Additional - Digital Data B Channel			UEPPP	PR7BF	0.00	14.56				15.69	
	New or Additional Inward Data B Channel			UEPPP	PR7BD	0.00	14.56				15.69	
CALL TYPES												
	Inward			UEPPP	PR7C1	0.00	0.00	0.00				
	Outward			UEPPP	PR7C0	0.00	0.00	0.00				
	Two-way			UEPPP	PR7CC	0.00	0.00	0.00				
Interoffice Channel Mileage												
	Fixed Each Including First Mile			UEPPP	1LN1A	77.4815	89.47	81.99	16.39	14.48		15.69
	Each Airline-Fractional Additional Mile			UEPPP	1LN1B	0.3415						
4-WIRE DS1 DIGITAL LOOP WITH 4-WIRE DDITS TRUNK PORT												
UNE Port/Loop Combination Rates												
	4W DS1 Digital Loop/4W DDITS Trunk Port - UNE Zone 1		1	UEPDC		149.77						
	4W DS1 Digital Loop/4W DDITS Trunk Port - UNE Zone 2		2	UEPDC		214.33						
	4W DS1 Digital Loop/4W DDITS Trunk Port - UNE Zone 3		3	UEPDC		320.78						
UNE Loop Rates												
	4-Wire DS1 Digital Loop - UNE Zone 1		1	UEPDC	USLDC	90.87					15.69	
	4-Wire DS1 Digital Loop - UNE Zone 2		2	UEPDC	USLDC	155.43					15.69	
	4-Wire DS1 Digital Loop - UNE Zone 3		3	UEPDC	USLDC	261.89					15.69	
UNE Port Rate												
	4-Wire DDITS Digital Trunk Port			UEPDC	UDD1T	58.90	455.50	253.79	117.55	14.20		15.69
NONRECURRING CHARGES - CURRENTLY COMBINED												
	4-Wire DS1 Digital Loop / 4-Wire DDITS Trunk Port Combination - Switch-as-is			UEPDC	USAC4		129.78	67.17				15.69
	4-Wire DS1 Digital Loop / 4-Wire DDITS Trunk Port Combination - Conversion with DS1 Changes			UEPDC	USAWA		129.78	67.17				15.69
	4-Wire DS1 Digital Loop / 4-Wire DDITS Trunk Port Combination - Conversion with Change - Trunk			UEPDC	USAWB		129.78	67.17				15.69
ADDITIONAL NRCS												
	4-Wire DS1 Loop / 4-Wire DDITS Trunk Port - Subsequent Channel Activation/Chan - 1-Way Outward Trunk			UEPDC	UDTTB		14.51	14.51				15.69
	4-Wire DS1 Loop / 4-Wire DDITS Trunk Port - Subsqt Channel Activation/Chan Inward Trunk w/out DID			UEPDC	UDTTC		14.51	14.51				15.69
	4-Wire DS1 Loop / 4-Wire DDITS Trunk Port - Subsqt Chan Activation Per Chan - Inward Trunk with DID			UEPDC	UDTTD		14.51	14.51				15.69
	4-Wire DS1 Loop / 4-Wire DDITS Trunk Port - Subsqt Chan Activation / Chan - 2-Way DID w User Trans			UEPDC	UDTTE		14.51	14.51				15.69
BIPOLAR 8 ZERO SUBSTITUTION												
	B8ZS -Superframe Format			UEPDC	CCOSF		0.00	605.00				15.69
	B8ZS - Extended Superframe Format			UEPDC	CCOEF		0.00	605.00				15.69
Alternate Mark Inversion												
	AMI -Superframe Format			UEPDC	MCOSF		0.00	0.00				
	AMI - Extended SuperFrame Format			UEPDC	MCOPO		0.00	0.00				
Telephone Number/Trunk Group Establishment Charges												
	Telephone Number for 2-Way Trunk Group			UEPDC	UDTGX	0.00						15.69
	Telephone Number for 1-Way Outward Trunk Group			UEPDC	UDTGY	0.00						15.69
	Telephone Number for 1-Way Inward Trunk Group Without DID			UEPDC	UDTGZ	0.00						15.69
	DID Numbers, Establish Trunk Group and Provide First Group of 20 DID Numbers			UEPDC	NDZ	0.00	0.00	0.00				15.69
	DID Numbers for each Group of 20 DID Numbers			UEPDC	ND4	0.00						15.69
	DID Numbers, Non- consecutive DID Numbers , Per Number			UEPDC	ND5	0.00	0.00	0.00				15.69

UNBUNDLED NETWORK ELEMENTS - South Carolina										Attachment: 2		Exhibit: C											
CATEGORY	RATE ELEMENTS	Interim	Zone	BCS	USOC	RATES(\$)	Svc Order Submitted Elec per LSR	Svc Order Submitted Manually per LSR	Incremental Charge - Manual Svc Order vs. Electronic-1st	Incremental Charge - Manual Svc Order vs. Electronic-Add'l	Incremental Charge - Manual Svc Order vs. Electronic-Disc 1st	Incremental Charge - Manual Svc Order vs. Electronic-Disc Add'l	OSS Rates(\$)										
													Rec	Nonrecurring		Nonrecurring Disconnect		SOMEc	SOMAN	SOMAN	SOMAN	SOMAN	
													First	Add'l	First	Add'l							
	Reserve Non-Consecutive DID Nos.			UEPDC	ND6	0.00							0.00	0.00							15.69		
	Reserve DID Numbers			UEPDC	NDV	0.00							0.00	0.00							15.69		
Dedicated DS1 (Interoffice Channel Mileage) - FX/FCO for 4-Wire DS1 Digital Loop with 4-Wire DDITS Trunk Port																							
	Interoffice Channel Mileage - Fixed rate 0-8 miles (Facilities Termination)			UEPDC	1LNO1	77.14							89.47	81.99	16.39	14.48					15.69		
	Interoffice Channel Mileage - Additional rate per mile - 0-8 miles			UEPDC	1LNOA	0.3415							0.00	0.00									
	Interoffice Channel Mileage - Fixed rate 9-25 miles (Facilities Termination)			UEPDC	1LNO2	0.00							0.00	0.00									
	Interoffice Channel Mileage - Additional rate per mile - 9-25 miles			UEPDC	1LNOB	0.3415							0.00	0.00									
	Interoffice Channel Mileage - Fixed rate 25+ miles (Facilities Termination)			UEPDC	1LNO3	0.00							0.00	0.00									
	Interoffice Channel Mileage - Additional rate per mile - 25+ miles			UEPDC	1LNOC	0.3415							0.00	0.00									
	Local Number Portability, per DS0 Activated			UEPDC	LNPCP	3.15							0.00	0.00									
	Central Office Terminating Point			UEPDC	CTG	0.00							0.00	0.00									
4-WIRE DS1 LOOP WITH CHANNELIZATION WITH PORT																							
System is 1 DS1 Loop, 1 D4 Channel Bank, and up to 24 Feature Activations																							
Each System can have up to 24 combinations of rates depending on type and number of ports used																							
UNE DS1 Loop																							
	4-Wire DS1 Loop - UNE Zone 1		1	UEPMG	USLDC	90.87							0.00	0.00									
	4-Wire DS1 Loop - UNE Zone 2		2	UEPMG	USLDC	155.43							0.00	0.00									
	4-Wire DS1 Loop - UNE Zone 3		3	UEPMG	USLDC	261.89							0.00	0.00									
UNE DSO Channelization Capacities (D4 Channel Bank Configurations)																							
	24 DSO Channel Capacity - 1 per DS1			UEPMG	VUM24	82.78							0.00	0.00							15.69		
	48 DSO Channel Capacity - 1 per 2 DS1s			UEPMG	VUM48	165.56							0.00	0.00							15.69		
	96 DSO Channel Capacity -1per 4 DS1s			UEPMG	VUM96	331.12							0.00	0.00							15.69		
	144 DSO Channel Capacity - 1 per 6 DS1s			UEPMG	VUM14	496.68							0.00	0.00							15.69		
	192 DSO Channel Capacity -1 per 8 DS1s			UEPMG	VUM19	662.24							0.00	0.00							15.69		
	240 DSO Channel Capacity - 1 per 10 DS1s			UEPMG	VUM20	827.80							0.00	0.00							15.69		
	288 DSO Channel Capacity - 1 per 12 DS1s			UEPMG	VUM28	993.36							0.00	0.00							15.69		
	384 DSO Channel Capacity - 1 per 16 DS1s			UEPMG	VUM38	1,324.48							0.00	0.00							15.69		
	480 DSO Channel Capacity - 1 per 20 DS1s			UEPMG	VUM40	1,655.60							0.00	0.00							15.69		
	576 DSO Channel Capacity -1 per 24 DS1s			UEPMG	VUM57	1,986.72							0.00	0.00							15.69		
	672 DSO Channel Capacity - 1 per 28 DS1s			UEPMG	VUM67	2,317.84							0.00	0.00							15.69		
Non-Recurring Charges (NRC) Associated with 4-Wire DS1 Loop with Channelization with Port - Conversion Charge Based on a System																							
A Minimum System configuration is One (1) DS1, One (1) D4 Channel Bank, and Up To 24 DSO Ports with Feature Activations.																							
Multiples of this configuration functioning as one are considered Add'l after the minimum system configuration is counted.																							
	NRC - Conversion (Currently Combined) with or without BellSouth Allowed Changes			UEPMG	USAC4	0.00							150.81	8.38							15.69		
System Additions at End User Locations Where 4-Wire DS1 Loop with Channelization with Port Combination Currently Exists and New (Not Currently Combined) in all states, except in Density Zone 1 of Top 8 MSA's																							
	1 DS1/D4 Channel Bank - Additionally Add NRC for each Port and Assoc Fea Activation			UEPMG	VUMD4	0.00							717.71	425.81	149.08	17.69					15.69		
Bipolar 8 Zero Substitution																							
	Clear Channel Capability Format, superframe - Subsequent Activity Only			UEPMG	CCOSF	0.00							0.00	0.00	605.00								
	Clear Channel Capability Format - Extended Superframe - Subsequent Activity Only			UEPMG	CCOEF	0.00							0.00	0.00	605.00								
Alternate Mark Inversion (AMI)																							
	Superframe Format			UEPMG	MCOSF	0.00							0.00	0.00	0.00								
	Extended Superframe Format			UEPMG	MCOPO	0.00							0.00	0.00	0.00								
Exchange Ports Associated with 4-Wire DS1 Loop with Channelization with Port																							
Exchange Ports																							
	Line Side Combination Channelized PBX Trunk Port - Business			UEPPX	UEPCX	1.13							0.00	0.00	0.00	0.00					15.69		
	Line Side Outward Channelized PBX Trunk Port - Business			UEPPX	UEPOX	1.13							0.00	0.00	0.00	0.00					15.69		

UNBUNDLED NETWORK ELEMENTS - South Carolina							Attachment: 2		Exhibit: C							
CATEGORY	RATE ELEMENTS	Interim	Zone	BCS	USOC	RATES(\$)	Svc Order Submitted Elec per LSR	Svc Order Submitted Manually per LSR	Incremental Charge - Manual Svc Order vs. Electronic-1st	Incremental Charge - Manual Svc Order vs. Electronic-Add'l	Incremental Charge - Manual Svc Order vs. Electronic-Disc 1st	Incremental Charge - Manual Svc Order vs. Electronic-Disc Add'l				
													Rec	Nonrecurring		Nonrecurring Disconnect
							First	Add'l	First	Add'l	SOMEC	SOMAN	SOMAN	SOMAN	SOMAN	SOMAN
	NRC - 2-Wire Voice Grade Loop/Line Port Combination - Subsequent			UEPRX	USAS2		0.00	0.00				15.69				
	2-WIRE VOICE GRADE LOOP WITH 2-WIRE LINE PORT (BUS)															
	UNE Port/Loop Combination Rates															
	2-Wire VG Loop/Port Combo - Zone 1		1			27.76										
	2-Wire VG Loop/Port Combo - Zone 2		2			34.38										
	2-Wire VG Loop/Port Combo - Zone 3		3			40.04										
	UNE Loop Rates															
	2-Wire Voice Grade Loop (SL1) - Zone 1		1	UEPBX	UEPLX	13.76										
	2-Wire Voice Grade Loop (SL1) - Zone 2		2	UEPBX	UEPLX	20.38										
	2-Wire Voice Grade Loop (SL1) - Zone 3		3	UEPBX	UEPLX	26.04										
	2-Wire Voice Grade Line Port (Bus)															
	2-Wire voice unbundled port without Caller ID - bus			UEPBX	UEPBL	14.00	90.00	90.00				15.69				
	2-Wire voice unbundled port with Caller + E484 ID - bus			UEPBX	UEPBC	14.00	90.00	90.00				15.69				
	2-Wire voice unbundled port outgoing only - bus			UEPBX	UEPBO	14.00	90.00	90.00				15.69				
	2-Wire voice Grade unbundled South Carolina extended local dialing parity port with Caller ID - bus			UEPBX	UEPAZ	14.00	90.00	90.00				15.69				
	2-Wire voice unbundled South Carolina Bus Area Calling Port with Caller ID (LMB)			UEPBX	UEPAB	14.00	90.00	90.00				15.69				
	2-Wire voice unbundled Incoming Only Port without Caller ID Capability			UEPBX	UEPBE	14.00	90.00	90.00				15.69				
	2-Wire Voice Unbundled South Carolina Business Dialing Plan without Caller ID			UEPBX	UEPWM	14.00	90.00	90.00				15.69				
	2-Wire voice unbundled South Carolina Business Area Calling Port without Caller ID Capability			UEPBX	UEPBB	14.00	90.00	90.00				15.69				
	LOCAL NUMBER PORTABILITY															
	Local Number Portability (1 per port)			UEPBX	LNPCX	0.35										
	FEATURES															
	All Features Offered			UEPBX	UEPVF	0.00	0.00	0.00				15.69				
	ADDITIONAL NRCs															
	NRC - 2-Wire Voice Grade Loop/Line Port Combination - Subsequent			UEPBX	USAS2		0.00	0.00				15.69				
	2-WIRE VOICE GRADE LOOP WITH 2-WIRE LINE PORT (RES - PBX)															
	UNE Port/Loop Combination Rates															
	2-Wire VG Loop/Port Combo - Zone 1		1			27.76										
	2-Wire VG Loop/Port Combo - Zone 2		2			34.38										
	2-Wire VG Loop/Port Combo - Zone 3		3			40.04										
	UNE Loop Rates															
	2-Wire Voice Grade Loop (SL1) - Zone 1		1	UEPRG	UEPLX	13.76										
	2-Wire Voice Grade Loop (SL1) - Zone 2		2	UEPRG	UEPLX	20.38										
	2-Wire Voice Grade Loop (SL1) - Zone 3		3	UEPRG	UEPLX	26.04										
	2-Wire Voice Grade Line Port Rates (RES - PBX)															
	2-Wire VG Unbundled Combination 2-Way PBX Trunk Port - Res			UEPRG	UEPRD	14.00	90.00	90.00				15.69				
	LOCAL NUMBER PORTABILITY															
	Local Number Portability (1 per port)			UEPRG	LNPCP	3.15	0.00	0.00								
	FEATURES															
	All Features Offered			UEPRG	UEPVF	0.00	0.00	0.00				15.69				
	NONRECURRING CHARGES - CURRENTLY COMBINED															
	ADDITIONAL NRCs															
	2 Wire Loop/Line Side Port Combination - Non feature - Subsequent Activity- Nonrecurring						0.00	0.00				15.69				
	PBX Subsequent Activity - Change/Rearrange Multiline Hunt Group						14.64	14.64				15.69				
	2-WIRE VOICE GRADE LOOP WITH 2-WIRE LINE PORT (BUS - PBX)															
	UNE Port/Loop Combination Rates															
	2-Wire VG Loop/Port Combo - Zone 1		1			27.76										
	2-Wire VG Loop/Port Combo - Zone 2		2			34.38										
	2-Wire VG Loop/Port Combo - Zone 3		3			40.04										

UNBUNDLED NETWORK ELEMENTS - South Carolina										Attachment: 2		Exhibit: C							
CATEGORY	RATE ELEMENTS	Interim	Zone	BCS	USOC	RATES(\$)	Svc Order Submitted Elec per LSR	Svc Order Submitted Manually per LSR	Incremental Charge - Manual Svc Order vs. Electronic-1st	Incremental Charge - Manual Svc Order vs. Electronic-Add'l	Incremental Charge - Manual Svc Order vs. Electronic-Disc 1st	Incremental Charge - Manual Svc Order vs. Electronic-Disc Add'l	OSS Rates(\$)						
													Rec	Nonrecurring First	Nonrecurring Add'l	Nonrecurring Disconnect First	Nonrecurring Disconnect Add'l	SOMEc	SOMAN
	Exchange Port - 2-Wire ISDN Line Side Port			UEPPB	UEPPR	UEPPB	55.00	525.00	400.00			15.69							
	NONRECURRING CHARGES - CURRENTLY COMBINED																		
	2-Wire ISDN Digital Grade Loop / 2-Wire ISDN Line Side Port Combination - Conversion - Top 8 MSAs only			UEPPB	UEPPR	USACB	0.00	225.00	225.00			15.69							
	ADDITIONAL NRCs																		
	LOCAL NUMBER PORTABILITY																		
	Local Number Portability (1 per port)			UEPPB	UEPPR	LNPCX	0.35	0.00	0.00										
	B-CHANNEL USER PROFILE ACCESS:																		
	CVS/CSD (DMS/5ESS)			UEPPB	UEPPR	U1UCA	0.00	0.00	0.00										
	CVS (EWSD)			UEPPB	UEPPR	U1UCB	0.00	0.00	0.00										
	CSD			UEPPB	UEPPR	U1UCC	0.00	0.00	0.00										
	B-CHANNEL AREA PLUS USER PROFILE ACCESS: (AL,KY,LA,MS SC,MS, & TN)																		
	CVS/CSD (DMS/5ESS)			UEPPB	UEPPR	U1UCD	0.00	0.00	0.00										
	CVS (EWSD)			UEPPB	UEPPR	U1UCE	0.00	0.00	0.00										
	CSD			UEPPB	UEPPR	U1UCF	0.00	0.00	0.00										
	USER TERMINAL PROFILE																		
	User Terminal Profile (EWSD only)			UEPPB	UEPPR	U1UMA	0.00	0.00	0.00										
	VERTICAL FEATURES																		
	All Vertical Features - One per Channel B User Profile			UEPPB	UEPPR	UEPVF	3.04	0.00	0.00										
	INTEROFFICE CHANNEL MILEAGE																		
	Interoffice Channel mileage each, including first mile and facilities termination			UEPPB	UEPPR	M1GNC	24.30	60.00	40.00	25.00	10.00	15.69							
	Interoffice Channel mileage each, additional mile			UEPPB	UEPPR	M1GNM	0.0167	0.00	0.00										
	4-WIRE DS1 DIGITAL LOOP WITH 4-WIRE ISDN DS1 DIGITAL TRUNK PORT																		
	UNE Port/Loop Combination Rates																		
	4W DS1 Digital Loop/4W ISDN DS1 Digital Trunk Port - UNE Zone 1		1	UEPPP			940.87												
	4W DS1 Digital Loop/4W ISDN DS1 Digital Trunk Port - UNE Zone 2		2	UEPPP			1,005.43												
	4W DS1 Digital Loop/4W ISDN DS1 Digital Trunk Port - UNE Zone 3		3	UEPPP			1,111.89												
	UNE Loop Rates																		
	4-Wire DS1 Digital Loop - UNE Zone 1		1	UEPPP		USL4P	90.87					15.69							
	4-Wire DS1 Digital Loop - UNE Zone 2		2	UEPPP		USL4P	155.43					15.69							
	4-Wire DS1 Digital Loop - UNE Zone 3		3	UEPPP		USL4P	261.89					15.69							
	UNE Port Rate																		
	Exchange Ports - 4-Wire ISDN DS1 Port			UEPPP		UEPPP	850.00	1,150.00	1,150.00			15.69							
	NONRECURRING CHARGES - CURRENTLY COMBINED																		
	4-Wire DS1 Digital Loop / 4-Wire ISDN DS1 Digital Trunk Port Combination - Conversion -Switch-As-Is Top 8 MSAs only			UEPPP		USACP	0.00	950.00	950.00			15.69							
	ADDITIONAL NRCs																		
	4-Wire DS1 Loop/4-W ISDN Digtl Trk Port - Subsqct Actvy-Inward/two way Telephone Numbers (except NC)			UEPPP		PR7TF		0.9822				15.69							
	4-Wire DS1 Loop / 4-Wire ISDN DS1 Digital Trunk Port - Outward Tel Numbers (All States except NC)			UEPPP		PR7TO		23.02	23.02			15.69							
	4-Wire DS1 Loop / 4-Wire ISDN DS1 Digital Trk Port - Subsequent Inward Telephone Numbers			UEPPP		PR7ZT		46.05	46.05			15.69							
	LOCAL NUMBER PORTABILITY																		
	Local Number Portability (1 per port)			UEPPP		LNPCN	1.75												
	INTERFACE (Provisioning Only)																		
	Voice/Data			UEPPP		PR71V	0.00	0.00	0.00										
	Digital Data			UEPPP		PR71D	0.00	0.00	0.00										
	Inward Data			UEPPP		PR71E	0.00	0.00	0.00										
	New or Additional "B" Channel																		
	New or Additional - Voice/Data B Channel			UEPPP		PR7BV	0.00	40.00											
	New or Additional - Digital Data B Channel			UEPPP		PR7BF	0.00	40.00											
	New or Additional Inward Data B Channel			UEPPP		PR7BD	0.00	40.00											
	CALL TYPES																		
	Inward			UEPPP		PR7C1	0.00	0.00	0.00										

UNBUNDLED NETWORK ELEMENTS - South Carolina										Attachment: 2		Exhibit: C							
CATEGORY	RATE ELEMENTS	Interim	Zone	BCS	USOC	RATES(\$)	Svc Order Submitted Elec per LSR	Svc Order Submitted Manually per LSR	Incremental Charge - Manual Svc Order vs. Electronic-1st	Incremental Charge - Manual Svc Order vs. Electronic-Add'l	Incremental Charge - Manual Svc Order vs. Electronic-Disc 1st	Incremental Charge - Manual Svc Order vs. Electronic-Disc Add'l	OSS Rates(\$)						
													Rec	Nonrecurring First	Nonrecurring Add'l	Nonrecurring Disconnect First	Nonrecurring Disconnect Add'l	SOMEK	SOMAN
	2-Wire Voice Grade Port (Centrex with Caller ID)1			UEP95	UEPQH	1.13		40.30	19.90	24.98	6.65		15.69						
	2-Wire Voice Grade Port (Centrex from diff Serving Wire Center)2			UEP95	UEPQM	1.13		108.36	70.71	54.47	11.94		15.69						
	2-Wire Voice Grade Port, Diff Serving Wire Center - 800 Service Term			UEP95	UEPQZ	1.13		108.36	70.71	54.47	11.94		15.69						
	2-Wire Voice Grade Port terminated in on Megalink or equivalent			UEP95	UEPQ9	1.13		40.30	19.90	24.98	6.65		15.69						
	2-Wire Voice Grade Port Terminated on 800 Service Term			UEP95	UEPQ2	1.13		40.30	19.90	24.98	6.65		15.69						
	Local Switching																		
	Centrex Intercom Funtionalty, per port			UEP95	URECS	0.7996													
	Local Number Portability																		
	Local Number Portability (1 per port)			UEP95	LNPC	0.35													
	Features																		
	All Standard Features Offered, per port			UEP95	UEPVF	3.04							15.69						
	All Select Features Offered, per port			UEP95	UEPVS	0.00	406.42						15.69						
	All Centrex Control Features Offered, per port			UEP95	UEPVC	3.04							15.69						
	NARS																		
	Unbundled Network Access Register - Combination			UEP95	UARCX	0.00	0.00	0.00					15.69						
	Unbundled Network Access Register - Indial			UEP95	UAR1X	0.00	0.00	0.00					15.69						
	Unbundled Network Access Register - Outdial			UEP95	UARO	0.00	0.00	0.00					15.69						
	Miscellaneous Terminations																		
	2-Wire Trunk Side																		
	Trunk Side Terminations, each			UEP95	CEND6	8.86	119.57	18.78	60.03	3.77			15.69						
	4-Wire Digital (1.544 Megabits)																		
	DS1 Circuit Terminations, each			UEP95	M1HD1	73.62	202.47	95.90	72.75	2.47			15.69						
	DS0 Channels Activated, each			UEP95	M1HDO	0.00	14.51						15.69						
	Interoffice Channel Mileage - 2-Wire																		
	Interoffice Channel Facilities Termination			UEP95	MIGBC	24.30	40.63	27.47	16.77	6.91			15.69						
	Interoffice Channel mileage, per mile or fraction of mile			UEP95	MIGBM	0.0167													
	Feature Activations (DS0) Centrex Loops on Channelized DS1 Service																		
	D4 Channel Bank Feature Activations																		
	Feature Activation on D-4 Channel Bank Centrex Loop Slot			UEP95	1PQWS	0.56							15.69						
	Feature Activation on D-4 Channel Bank FX line Side Loop Slot			UEP95	1PQW6	0.56							15.69						
	Feature Activation on D-4 Channel Bank FX Trunk Side Loop Slot			UEP95	1PQW7	0.56							15.69						
	Feature Activation on D-4 Channel Bank Centrex Loop Slot - Different Wire Center			UEP95	1PQWP	0.56							15.69						
	Feature Activation on D-4 Channel Bank Private Line Loop Slot			UEP95	1PQWV	0.56							15.69						
	Feature Activation on D-4 Channel Bank Tjie Line/Trunk Loop Slot			UEP95	1PQWQ	0.56							15.69						
	Feature Activation on D-4 Channel Bank WATS Loop Slot			UEP95	1PQWA	0.56							15.69						
	Non-Recurring Charges (NRC) Associated with UNE-P Centrex																		
	NRC Conversion Currently Combined Switch-As-Is with allowed changes, per port			UEP95	USAC2		37.93	16.72					15.69						
	New Centrex Standard Common Block			UEP95	M1ACS	0.00	668.70						15.69						
	New Centrex Customized Common Block			UEP95	M1ACC	0.00	668.70						15.69						
	NAR Establishment Charge, Per Occasion			UEP95	URECA	0.00	72.89						15.69						
	UNE-P CENTREX - DMS100 (Valid in All States)																		
	2-Wire VG Loop/2-Wire Voice Grade Port (Centrex) Combo																		
	UNE Port/Loop Combination Rates (Non-Design)																		
	2-Wire VG Loop/2-Wire Voice Grade Port (Centrex) Port Combo - Non-Design		1	UEP9D		14.89													
	2-Wire VG Loop/2-Wire Voice Grade Port (Centrex)Port Combo - Non-Design		2	UEP9D		21.52													
	2-Wire VG Loop/2-Wire Voice Grade Port (Centrex)Port Combo - Non-Design		3	UEP9D		27.17													
	UNE Port/Loop Combination Rates (Design)																		

UNBUNDLED NETWORK ELEMENTS - South Carolina

UNBUNDLED NETWORK ELEMENTS - South Carolina							Attachment: 2		Exhibit: C						
CATEGORY	RATE ELEMENTS	Interim	Zone	BCS	USOC	RATES(\$)	Svc Order Submitted Elec per LSR	Svc Order Submitted Manually per LSR	Incremental Charge - Manual Svc Order vs. Electronic-1st	Incremental Charge - Manual Svc Order vs. Electronic-Add'l	Incremental Charge - Manual Svc Order vs. Electronic-Disc 1st	Incremental Charge - Manual Svc Order vs. Electronic-Disc Add'l			
													Rec	Nonrecurring	
										SOMEc	SOMAN	SOMAN	SOMAN	SOMAN	SOMAN
	2-Wire VG Loop/2-Wire Voice Grade Port (Centrex) Port Combo - Design		1	UEP9D		17.81									
	2-Wire VG Loop/2-Wire Voice Grade Port (Centrex)Port Combo - Design		2	UEP9D		24.26									
	2-Wire VG Loop/2-Wire Voice Grade Port (Centrex)Port Combo - Design		3	UEP9D		29.59									
	UNE Loop Rate														
	2-Wire Voice Grade Loop (SL 1) - Zone 1		1	UEP9D	UECS1	13.76									
	2-Wire Voice Grade Loop (SL 1) - Zone 2		2	UEP9D	UECS1	20.38									
	2-Wire Voice Grade Loop (SL 1) - Zone 3		3	UEP9D	UECS1	26.04									
	2-Wire Voice Grade Loop (SL 2) - Zone 1		1	UEP9D	UECS2	16.68									
	2-Wire Voice Grade Loop (SL 2) - Zone 2		2	UEP9D	UECS2	23.13									
	2-Wire Voice Grade Loop (SL 2) - Zone 3		3	UEP9D	UECS2	28.46									
	UNE Port Rate														
	ALL STATES														
	2-Wire Voice Grade Port (Centrex) Basic Local Area			UEP9D	UEPYA	1.13	40.30	19.90	24.98	6.65	15.69				
	2-Wire Voice Grade Port (Centrex 800 termination)Basic Local Area			UEP9D	UEPYB	1.13	40.30	19.90	24.98	6.65	15.69				
	2-Wire Voice Grade Port (Centrex / EBS-PSET)3Basic Local Area			UEP9D	UEPYC	1.13	40.30	19.90	24.98	6.65	15.69				
	2-Wire Voice Grade Port (Centrex / EBS-M5009)3Basic Local Area			UEP9D	UEPYD	1.13	40.30	19.90	24.98	6.65	15.69				
	2-Wire Voice Grade Port (Centrex / EBS-M5209)3 Basic Local Area			UEP9D	UEPYE	1.13	40.30	19.90	24.98	6.65	15.69				
	2-Wire Voice Grade Port (Centrex / EBS-M5112)3 Basic Local Area			UEP9D	UEPYF	1.13	40.30	19.90	24.98	6.65	15.69				
	2-Wire Voice Grade Port (Centrex / EBS-M5312)3Basic Local Area			UEP9D	UEPYG	1.13	40.30	19.90	24.98	6.65	15.69				
	2-Wire Voice Grade Port (Centrex / EBS-M5008)3 Basic Local Area			UEP9D	UEPYT	1.13	40.30	19.90	24.98	6.65	15.69				
	2-Wire Voice Grade Port (Centrex / EBS-M5208)3 Basic Local Area			UEP9D	UEPYU	1.13	40.30	19.90	24.98	6.65	15.69				
	2-Wire Voice Grade Port (Centrex / EBS-M5216)3 Basic Local Area			UEP9D	UEPYV	1.13	40.30	19.90	24.98	6.65	15.69				
	2-Wire Voice Grade Port (Centrex / EBS-M5316)3 Basic Local Area			UEP9D	UEPY3	1.13	40.30	19.90	24.98	6.65	15.69				
	2-Wire Voice Grade Port (Centrex with Caller ID) Basic Local Area			UEP9D	UEPYH	1.13	40.30	19.90	24.98	6.65	15.69				
	2-Wire Voice Grade Port (Centrex/Caller ID/Msg Wtg Lamp Indication))3 Basic Local Area			UEP9D	UEPYW	1.13	40.30	19.90	24.98	6.65	15.69				
	2-Wire Voice Grade Port (Centrex/Msg Wtg Lamp Indication))3 Basic Local Area			UEP9D	UEPYJ	1.13	40.30	19.90	24.98	6.65	15.69				
	2-Wire Voice Grade Port (Centrex from diff Serving Wire Center) 2 Basic Local Area			UEP9D	UEPYM	1.13	108.36	70.71	54.47	11.94	15.69				
	2-Wire Voice Grade Port (Centrex/differ SWC /EBS-PSET)2, 3 Basic Local Area			UEP9D	UEPYO	1.13	108.36	70.71	54.47	11.94	15.69				
	2-Wire Voice Grade Port (Centrex/differ SWC /EBS-M5009)2, 3 Basic Local Area			UEP9D	UEPYP	1.13	108.36	70.71	54.47	11.94	15.69				
	2-Wire Voice Grade Port (Centrex/differ SWC /EBS-5209)2, 3 Basic Local Area			UEP9D	UEPYQ	1.13	108.36	70.71	54.47	11.94	15.69				
	2-Wire Voice Grade Port (Centrex/differ SWC /EBS-M5112)2, 3 Basic Local Area			UEP9D	UEPYR	1.13	108.36	70.71	54.47	11.94	15.69				
	2-Wire Voice Grade Port (Centrex/differ SWC /EBS-M5312)2, 3 Basic Local Area			UEP9D	UEPYS	1.13	108.36	70.71	54.47	11.94	15.69				
	2-Wire Voice Grade Port (Centrex/differ SWC /EBS-M5008)2, 3 Basic Local Area			UEP9D	UEPY4	1.13	108.36	70.71	54.47	11.94	15.69				
	2-Wire Voice Grade Port (Centrex/differ SWC /EBS-M5208)2, 3 Basic Local Area			UEP9D	UEPY5	1.13	108.36	70.71	54.47	11.94	15.69				

UNBUNDLED NETWORK ELEMENTS - Tennessee										Attachment: 2		Exhibit: C				
CATEGORY	RATE ELEMENTS	Interim	Zone	BCS	USOC	RATES(\$)				Svc Order Submitted Elec per LSR	Svc Order Submitted Manually per LSR	Incremental Charge - Manual Svc Order vs. Electronic-1st	Incremental Charge - Manual Svc Order vs. Electronic-Add'l	Incremental Charge - Manual Svc Order vs. Electronic-Disc 1st	Incremental Charge - Manual Svc Order vs. Electronic-Disc Add'l	
						Rec	Nonrecurring First	Add'l	Nonrecurring Disconnect First							Add'l
										SOMEc	SOMAN	SOMAN	SOMAN	SOMAN		
The "Zone" shown in the sections for stand-alone loops or loops as part of a combination refers to Geographically Deaveraged UNE Zones. To view Geographically Deaveraged UNE Zone Designations by Central Office, refer to Internet Website: http://www.interconnection.bellsouth.com/become_a_clec/html/interconnection.htm																
OPERATIONAL SUPPORT SYSTEMS																
NOTE: (1) Electronic Service Order: CLEC should contact its contract negotiator if it prefers the state specific electronic service ordering charges as ordered by the State Commissions. The electronic service ordering charge currently contained in this rate exhibit is the BellSouth regional electronic service ordering charge. CLEC may elect either the state specific Commission ordered rates for the electronic service ordering charges, or CLEC may elect the regional electronic service ordering charge.																
NOTE: (2) Any element that can be ordered electronically will be billed according to the SOMEc rate listed in this category. Please refer to BellSouth's Business Rules for Local Ordering (BBR-LO) to determine if a product can be ordered electronically. For those elements that cannot be ordered electronically at present per the BBR-LO, the listed SOMEc rate in this category reflects the charge that would be billed to a CLEC once electronic ordering capabilities come on-line for that element. Otherwise, the manual ordering charge, SOMAN, will be applied to a CLECs bill when it submits an LSR to BellSouth.																
	Electronic OSS Charge, per LSR, submitted via BST's OSS interactive interfaces (Regional)					SOMEc		3.50								
UNE SERVICE DATE ADVANCEMENT CHARGE																
NOTE: The Expedite charge will be maintained commensurate with BellSouth's FCC No.1 Tariff, Section 5 as applicable.																
	UNE Expedite Charge per Circuit or Line Assignable USOC, per Day			ALL UNE	SDASP			200.00								
UNBUNDLED EXCHANGE ACCESS LOOP																
2-WIRE ANALOG VOICE GRADE LOOP																
	2-Wire Analog Voice Grade Loop - Service Level 1- Zone 1		1	UEANL	UEAL2		13.19	31.99	20.02	10.65	1.41		20.35	10.54	13.32	13.32
	2-Wire Analog Voice Grade Loop - Service Level 1- Zone 2		2	UEANL	UEAL2		17.23	31.99	20.02	10.65	1.41		20.35	10.54	13.32	13.32
	2-Wire Analog Voice Grade Loop - Service Level 1- Zone 3		3	UEANL	UEAL2		22.53	31.99	20.02	10.65	1.41		20.35	10.54	13.32	13.32
	Loop Testing - Basic 1st Half Hour			UEANL	URET1			78.92	78.92				20.35	10.54	13.32	13.32
	Loop Testing - Basic Additional Half Hour			UEANL	URETA			23.33	23.33				20.35	10.54	13.32	13.32
	CLEC to CLEC Conversion Charge Without Outside Dispatch (UVL-SL1)			UEANL	UREWO			15.80	8.95				20.35	10.54	13.32	13.32
	Engineering Information Document (EI)			UEANL	UEANM			28.80	28.80							
	Manual Order Coordination for UVL-SL1s (per loop)			UEANL	UEAMC			36.52	36.52							
	Order Coordination for Specified Conversion Time for UVL-SL1 (per LSR)			UEANL	OCOSL			34.29	34.29							
2-WIRE Unbundled COPPER LOOP																
	2-Wire Unbundled Copper Loop - Non-Designed Zone 1	I	1	UEQ	UEQ2X		13.19	31.99	20.02	10.65	1.41		20.35	10.54	13.32	13.32
	2 Wire Unbundled Copper Loop - Non-Designed - Zone 2	I	2	UEQ	UEQ2X		17.23	31.99	20.02	10.65	1.41		20.35	10.54	13.32	13.32
	2 Wire Unbundled Copper Loop - Non-Designed - Zone 3	I	3	UEQ	UEQ2X		22.53	31.99	20.02	10.65	1.41		20.35	10.54	13.32	13.32
	Order Coordination 2 Wire Unbundled Copper Loop - Non-Designed (per loop)			UEQ	USBMC			36.52	36.52							
	Engineering Information Document			UEQ				28.80	28.80				20.35	10.54	13.32	13.32
	Loop Testing - Basic 1st Half Hour			UEQ	URET1			78.92	78.92				20.35	10.54	13.32	13.32
	Loop Testing - Basic Additional Half Hour			UEQ	URETA			23.33	23.33				20.35	10.54	13.32	13.32
	CLEC to CLEC Conversion Charge Without Outside Dispatch (UCL-ND)			UEQ	UREWO			14.29	7.44				20.35	10.54	13.32	13.32
UNBUNDLED EXCHANGE ACCESS LOOP																
2-WIRE ANALOG VOICE GRADE LOOP																
	2-Wire Analog Voice Grade Loop - Service Level 2 w/Loop or Ground Start Signaling - Zone 1		1	UEA	UEAL2		16.56	75.06	48.20	28.70	17.64		20.35	10.54	13.32	13.32
	2-Wire Analog Voice Grade Loop - Service Level 2 w/Loop or Ground Start Signaling - Zone 2		2	UEA	UEAL2		21.63	75.06	48.20	28.70	17.64		20.35	10.54	13.32	13.32
	2-Wire Analog Voice Grade Loop - Service Level 2 w/Loop or Ground Start Signaling - Zone 3		3	UEA	UEAL2		28.28	75.06	48.20	28.70	17.64		20.35	10.54	13.32	13.32
	Order Coordination for Specified Conversion Time (per LSR)			UEA	OCOSL			34.29								
	2-Wire Analog Voice Grade Loop - Service Level 2 w/Reverse Battery Signaling - Zone 1		1	UEA	UEAR2		16.56	75.06	48.20	28.70	17.64		20.35	10.54	13.32	13.32
	2-Wire Analog Voice Grade Loop - Service Level 2 w/Reverse Battery Signaling - Zone 2		2	UEA	UEAR2		21.63	75.06	48.20	28.70	17.64		20.35	10.54	13.32	13.32
	2-Wire Analog Voice Grade Loop - Service Level 2 w/Reverse Battery Signaling - Zone 3		3	UEA	UEAR2		28.28	75.06	48.20	28.70	17.64		20.35	10.54	13.32	13.32
	Order Coordination for Specified Conversion Time (per LSR)			UEA	OCOSL			34.29								
	CLEC to CLEC Conversion Charge without outside dispatch			UEA	UREWO			75.06	36.41				20.35	10.54	13.32	13.32
4-WIRE ANALOG VOICE GRADE LOOP																
	4-Wire Analog Voice Grade Loop - Zone 1		1	UEA	UEAL4		24.70	122.76	85.57	76.35	39.16		20.35	10.54	13.32	13.32
	4-Wire Analog Voice Grade Loop - Zone 2		2	UEA	UEAL4		32.25	122.76	85.57	76.35	39.16		20.35	10.54	13.32	13.32
	4-Wire Analog Voice Grade Loop - Zone 3		3	UEA	UEAL4		42.17	122.76	85.57	76.35	39.16		20.35	10.54	13.32	13.32

UNBUNDLED NETWORK ELEMENTS - Tennessee										Attachment: 2		Exhibit: C	
CATEGORY	RATE ELEMENTS	Interim	Zone	BCS	USOC	RATES(\$)	Svc Order Submitted Elec per LSR	Svc Order Submitted Manually per LSR	Incremental Charge - Manual Svc Order vs. Electronic-1st	Incremental Charge - Manual Svc Order vs. Electronic-Add'l	Incremental Charge - Manual Svc Order vs. Electronic-Disc 1st	Incremental Charge - Manual Svc Order vs. Electronic-Disc Add'l	
													Rec
							SOMEc	SOMAN	SOMAN	SOMAN	SOMAN	SOMAN	
	Order Coordination for Specified Conversion Time (per LSR)			UEA	OCOSL			34.29					
	CLEC to CLEC Conversion Charge without outside dispatch			UEA	UREWO			75.06	36.41				
	2-WIRE ISDN DIGITAL GRADE LOOP												
	2-Wire ISDN Digital Grade Loop - Zone 1		1	UDN	U1L2X	22.22		142.76	88.88	76.35	39.16		
	2-Wire ISDN Digital Grade Loop - Zone 2		2	UDN	U1L2X	29.02		142.76	88.88	76.35	39.16		
	2-Wire ISDN Digital Grade Loop - Zone 3		3	UDN	U1L2X	37.95		142.76	88.88	76.35	39.16		
	Order Coordination For Specified Conversion Time (per LSR)			UDN	OCOSL			34.29					
	CLEC to CLEC Conversion Charge without outside dispatch			UDN	UREWO			91.77	44.22				
	2-WIRE ASYMMETRICAL DIGITAL SUBSCRIBER LINE (ADSL) COMPATIBLE LOOP												
	2 Wire Unbundled ADSL Loop including manual service inquiry & facility reservation - Zone 1		1	UAL	UAL2X	13.82		270.01	234.63	74.54	39.14		
	2 Wire Unbundled ADSL Loop including manual service inquiry & facility reservation - Zone 2		2	UAL	UAL2X	18.05		270.01	234.63	74.54	39.14		
	2 Wire Unbundled ADSL Loop including manual service inquiry & facility reservation - Zone 3		3	UAL	UAL2X	23.60		270.01	234.63	74.54	39.14		
	Order Coordination for Specified Conversion Time (per LSR)			UAL	OCOSL			34.29					
	2 Wire Unbundled ADSL Loop without manual service inquiry & facility reservaton - Zone 1	I	1	UAL	UAL2W	13.82		31.99	20.02	10.65	1.41		
	2 Wire Unbundled ADSL Loop without manual service inquiry & facility reservaton - Zone 2	I	2	UAL	UAL2W	18.05		31.99	20.02	10.65	1.41		
	2 Wire Unbundled ADSL Loop without manual service inquiry & facility reservaton - Zone 3	I	3	UAL	UAL2W	23.60		31.99	20.02	10.65	1.41		
	Order Coordination for Specified Conversion Time (per LSR)			UAL	OCOSL			34.29					
	CLEC to CLEC Conversion Charge without outside dispatch	I		UAL	UREWO			31.99	20.02				
	2-WIRE HIGH BIT RATE DIGITAL SUBSCRIBER LINE (HDSL) COMPATIBLE LOOP												
	2 Wire Unbundled HDSL Loop including manual service inquiry & facility reservation - Zone 1		1	UHL	UHL2X	10.83		270.01	234.63	74.54	39.14		
	2 Wire Unbundled HDSL Loop including manual service inquiry & facility reservation - Zone 2		2	UHL	UHL2X	14.15		270.01	234.63	74.54	39.14		
	2 Wire Unbundled HDSL Loop including manual service inquiry & facility reservation - Zone 3		3	UHL	UHL2X	18.50		270.01	234.63	74.54	39.14		
	Order Coordination for Specified Conversion Time (per LSR)			UHL	OCOSL			34.29					
	2 Wire Unbundled HDSL Loop without manual service inquiry and facility reservation - Zone 1	I	1	UHL	UHL2W	10.83		31.99	20.02	10.65	1.41		
	2 Wire Unbundled HDSL Loop without manual service inquiry and facility reservation - Zone 2	I	2	UHL	UHL2W	14.15		31.99	20.02	10.65	1.41		
	2 Wire Unbundled HDSL Loop without manual service inquiry and facility reservation - Zone 3	I	3	UHL	UHL2W	18.50		31.99	20.02	10.65	1.41		
	Order Coordination for Specified Conversion Time (per LSR)			UHL	OCOSL			34.29					
	CLEC to CLEC Conversion Charge without outside dispatch	I		UHL	UREWO			31.99	20.02				
	4-WIRE HIGH BIT RATE DIGITAL SUBSCRIBER LINE (HDSL) COMPATIBLE LOOP												
	4 Wire Unbundled HDSL Loop including manual service inquiry and facility reservation - Zone 1		1	UHL	UHL4X	13.93		279.60	244.22	74.54	39.14		
	4-Wire Unbundled HDSL Loop including manual service inquiry and facility reservation - Zone 2		2	UHL	UHL4X	18.20		279.60	244.22	74.54	39.14		
	4-Wire Unbundled HDSL Loop including manual service inquiry and facility reservation - Zone 3		3	UHL	UHL4X	23.80		279.60	244.22	74.54	39.14		
	Order Coordination for Specified Conversion Time (per LSR)			UHL	OCOSL			34.29					
	4-Wire Unbundled HDSL Loop without manual service inquiry and facility reservation - Zone 1	I	1	UHL	UHL4W	13.93		31.99	20.02	10.65	1.41		
	4-Wire Unbundled HDSL Loop without manual service inquiry and facility reservation - Zone 2	I	2	UHL	UHL4W	18.20		31.99	20.02	10.65	1.41		
	4-Wire Unbundled HDSL Loop without manual service inquiry and facility reservation - Zone 3	I	3	UHL	UHL4W	23.80		31.99	20.02	10.65	1.41		
	Order Coordination for Specified Conversion Time (per LSR)			UHL	OCOSL			34.29					
	CLEC to CLEC Conversion Charge without outside dispatch	I		UHL	UREWO			31.99	20.02				
	4-WIRE DS1 DIGITAL LOOP												
	4-Wire DS1 Digital Loop - Zone 1		1	USL	USLXX	57.73		313.08	219.72	96.86	40.45		
	4-Wire DS1 Digital Loop - Zone 2		2	USL	USLXX	75.40		313.08	219.72	96.86	40.45		

UNBUNDLED NETWORK ELEMENTS - Tennessee											Attachment: 2		Exhibit: C					
CATEGORY	RATE ELEMENTS	Interim	Zone	BCS	USOC	RATES(\$)					Svc Order Submitted Elec per LSR	Svc Order Submitted Manually per LSR	Incremental Charge - Manual Svc Order vs. Electronic-1st	Incremental Charge - Manual Svc Order vs. Electronic-Add'l	Incremental Charge - Manual Svc Order vs. Electronic-Disc 1st	Incremental Charge - Manual Svc Order vs. Electronic-Disc Add'l		
						Rec	Nonrecurring First	Add'l	Nonrecurring First	Disconnect Add'l							OSS Rates(\$)	
												SOMEc	SOMAN	SOMAN	SOMAN	SOMAN		
	4-Wire DS1 Digital Loop - Zone 3		3	USL	USLXX	98.59	313.08	219.72	96.86	40.45					18.98	8.43	11.95	11.95
	Order Coordination for Specified Conversion Time (per LSR)			USL	OCOSL		34.59											
	CLEC to CLEC Conversion Charge without outside dispatch			USL	UREWO		130.47	40.11						20.35	10.54	13.32	13.32	
	4-WIRE 19.2, 56 OR 64 KBPS DIGITAL GRADE LOOP																	
	4 Wire Unbundled Digital 19.2 Kbps		1	UDL	UDL19	31.10	207.01	141.38	90.70	44.18				20.35	10.54	13.32	13.32	
	4 Wire Unbundled Digital 19.2 Kbps		2	UDL	UDL19	40.61	207.01	141.38	90.70	44.18				20.35	10.54	13.32	13.32	
	4 Wire Unbundled Digital 19.2 Kbps		3	UDL	UDL19	53.11	207.01	141.38	90.70	44.18				20.35	10.54	13.32	13.32	
	4 Wire Unbundled Digital Loop 56 Kbps - Zone 1		1	UDL	UDL56	31.10	207.01	141.38	90.70	44.18				20.35	10.54	13.32	13.32	
	4 Wire Unbundled Digital Loop 56 Kbps - Zone 2		2	UDL	UDL56	40.61	207.01	141.38	90.70	44.18				20.35	10.54	13.32	13.32	
	4 Wire Unbundled Digital Loop 56 Kbps - Zone 3		3	UDL	UDL56	53.11	207.01	141.38	90.70	44.18				20.35	10.54	13.32	13.32	
	Order Coordination for Specified Conversion Time (per LSR)			UDL	OCOSL		34.29											
	4 Wire Unbundled Digital Loop 64 Kbps - Zone 1		1	UDL	UDL64	31.10	207.01	141.38	90.70	44.18				20.35	10.54	13.32	13.32	
	4 Wire Unbundled Digital Loop 64 Kbps - Zone 2		2	UDL	UDL64	40.61	207.01	141.38	90.70	44.18				20.35	10.54	13.32	13.32	
	4 Wire Unbundled Digital Loop 64 Kbps - Zone 3		3	UDL	UDL64	53.11	207.01	141.38	90.70	44.18				20.35	10.54	13.32	13.32	
	Order Coordination for Specified Conversion Time (per LSR)			UDL	OCOSL		34.29											
	CLEC to CLEC Conversion Charge without outside dispatch			UDL	UREWO		102.28	49.82						20.35	10.54	13.32	13.32	
	2-WIRE Unbundled COPPER LOOP																	
	2-Wire Unbundled Copper Loop/Short including manual service inquiry & facility reservation - Zone 1	I	1	UCL	UCLPB	13.19	31.99	20.02	10.65	1.41				20.35	10.54	13.32	13.32	
	2-Wire Unbundled Copper Loop/Short including manual service inquiry & facility reservation - Zone 2	I	2	UCL	UCLPB	17.23	31.99	20.02	10.65	1.41				20.35	10.54	13.32	13.32	
	2 Wire Unbundled Copper Loop/Short including manual service inquiry & facility reservation - Zone 3	I	3	UCL	UCLPB	22.53	31.99	20.02	10.65	1.41				20.35	10.54	13.32	13.32	
	Order Coordination for Unbundled Copper Loops (per loop)			UCL	UCLMC		36.52	36.52										
	2-Wire Unbundled Copper Loop/Short without manual service inquiry and facility reservation - Zone 1	I	1	UCL	UCLPW	13.19	31.99	20.02	10.65	1.41				20.35	10.54	13.32	13.32	
	2-Wire Unbundled Copper Loop/Short without manual service inquiry and facility reservation - Zone 2	I	2	UCL	UCLPW	17.23	31.99	20.02	10.65	1.41				20.35	10.54	13.32	13.32	
	2-Wire Unbundled Copper Loop/Short without manual service inquiry and facility reservation - Zone 3	I	3	UCL	UCLPW	22.53	31.99	20.02	10.65	1.41				20.35	10.54	13.32	13.32	
	Order Coordination for Unbundled Copper Loops (per loop)			UCL	UCLMC		36.52	36.52										
	2-Wire Unbundled Copper Loop/Long - includes manual svc. inquiry and facility reservation - Zone 1	I	1	UCL	UCL2L	13.19	31.99	20.02	10.65	1.41				20.35	10.54	13.32	13.32	
	2-Wire Unbundled Copper Loop/Long - includes manual svc. inquiry and facility reservation - Zone 2	I	2	UCL	UCL2L	17.23	31.99	20.02	10.65	1.41				20.35	10.54	13.32	13.32	
	2-Wire Unbundled Copper Loop/Long - includes manual svc. inquiry and facility reservation - Zone 3	I	3	UCL	UCL2L	22.53	31.99	20.02	10.65	1.41				20.35	10.54	13.32	13.32	
	Order Coordination for Unbundled Copper Loops (per loop)			UCL	UCLMC		36.52	36.52										
	2-Wire Unbundled Copper Loop/Long - without manual service inquiry and facility reservation - Zone 1	I	1	UCL	UCL2W	13.19	31.99	20.02	10.65	1.41				20.35	10.54	13.32	13.32	
	2-Wire Unbundled Copper Loop/Long - without manual service inquiry and facility reservation - Zone 2	I	2	UCL	UCL2W	17.23	31.99	20.02	10.65	1.41				20.35	10.54	13.32	13.32	
	2-Wire Unbundled Copper Loop/Long - without manual service inquiry and facility reservation - Zone 3	I	3	UCL	UCL2W	22.53	31.99	20.02	10.65	1.41				20.35	10.54	13.32	13.32	
	Order Coordination for Unbundled Copper Loops (per loop)			UCL	UCLMC		36.52	36.52										
	CLEC to CLEC Conversion Charge without outside dispatch (UCL-Des)	I		UCL	UREWO		31.99	20.02						20.35	10.54	13.32	13.32	
	4-WIRE COPPER LOOP																	
	4-Wire Copper Loop/Short - including manual service inquiry and facility reservation - Zone 1	I	1	UCL	UCL4S	24.70	122.76	85.57	76.35	39.16				20.35	10.54	13.32	13.32	
	4-Wire Copper Loop/Short - including manual service inquiry and facility reservation - Zone 2	I	2	UCL	UCL4S	32.25	122.76	85.57	76.35	39.16				20.35	10.54	13.32	13.32	
	4-Wire Copper Loop/Short - including manual service inquiry and facility reservation - Zone 3	I	3	UCL	UCL4S	42.17	122.76	85.57	76.35	39.16				20.35	10.54	13.32	13.32	
	Order Coordination for Unbundled Copper Loops (per loop)			UCL	UCLMC		36.52	36.52										
	4-Wire Copper Loop/Short - without manual service inquiry and facility reservation - Zone 1	I	1	UCL	UCL4W	24.70	122.76	85.57	76.35	39.16				20.35	10.54	13.32	13.32	
	4-Wire Copper Loop/Short - without manual service inquiry and facility reservation - Zone 2	I	2	UCL	UCL4W	32.25	122.76	85.57	76.35	39.16				20.35	10.54	13.32	13.32	

UNBUNDLED NETWORK ELEMENTS - Tennessee										Attachment: 2		Exhibit: C				
CATEGORY	RATE ELEMENTS	Interim	Zone	BCS	USOC	RATES(\$)					Svc Order Submitted Elec per LSR	Svc Order Submitted Manually per LSR	Incremental Charge - Manual Svc Order vs. Electronic-1st	Incremental Charge - Manual Svc Order vs. Electronic-Add'l	Incremental Charge - Manual Svc Order vs. Electronic-Disc 1st	Incremental Charge - Manual Svc Order vs. Electronic-Disc Add'l
						Rec	Nonrecurring First	Add'l	Nonrecurring First	Disconnect Add'l						
											SOME C	SOMAN	SOMAN	SOMAN	SOMAN	SOMAN
	4-Wire Copper Loop/Short - without manual service inquiry and facility reservation - Zone 3	I	3	UCL	UCL4W	42.17	122.76	85.57	76.35	39.16			20.35	10.54	13.32	13.32
	Order Coordination for Unbundled Copper Loops (per loop)			UCL	UCLMC		36.52	36.52								
	4-Wire Unbundled Copper Loop/Long - includes manual svc. inquiry and facility reservation - Zone 1	I	1	UCL	UCL4L	24.70	122.76	85.57	76.35	39.16			20.35	10.54	13.32	13.32
	4-Wire Unbundled Copper Loop/Long - includes manual svc. inquiry and facility reservation - Zone 2	I	2	UCL	UCL4L	32.25	122.76	85.57	76.35	39.16			20.35	10.54	13.32	13.32
	4-Wire Unbundled Copper Loop/Long - includes manual svc. inquiry and facility reservation - Zone 3	I	3	UCL	UCL4L	42.17	122.76	85.57	76.35	39.16			20.35	10.54	13.32	13.32
	Order Coordination for Unbundled Copper Loops (per loop)			UCL	UCLMC		36.52	36.52								
	4-Wire Unbundled Copper Loop/Long - without manual svc. inquiry and facility reservation - Zone 1	I	1	UCL	UCL4O	24.70	122.76	85.57	76.35	39.16			20.35	10.54	13.32	13.32
	4-Wire Unbundled Copper Loop/Long - without manual svc. inquiry and facility reservation - Zone 2	I	2	UCL	UCL4O	32.25	122.76	85.57	76.35	39.16			20.35	10.54	13.32	13.32
	4-Wire Unbundled Copper Loop/Long - without manual svc. inquiry and facility reservation - Zone 3	I	3	UCL	UCL4O	42.17	122.76	85.57	76.35	39.16			20.35	10.54	13.32	13.32
	Order Coordination for Unbundled Copper Loops (per loop)			UCL	UCLMC		36.52	36.52								
	CLEC to CLEC Conversion Charge without outside dispatch (UCL-Des)	I		UCL	UREWO		31.99	20.02					20.35	10.54	13.32	13.32
LOOP MODIFICATION																
	Unbundled Loop Modification, Removal of Load Coils - 2 Wire pair less than or equal to 18k ft	I		UAL, UHL, UCL, UEQ, ULS, UEA, UEANL, UDL, UDC, UDN, UDL, USL	ULM2L		65.40	65.40					20.35	10.54	13.32	13.32
	Unbundled Loop Modification, Removal of Load Coils - 2 wire greater than 18k ft	I		UCL, ULS, UEQ	ULM2G		710.71	23.77					20.35	10.54	13.32	13.32
	Unbundled Loop Modification Removal of Load Coils - 4 Wire less than or equal to 18K ft	I		UHL, UCL	ULM4L		65.40	65.40					20.35	10.54	13.32	13.32
	Unbundled Loop Modification Removal of Load Coils - 4 Wire pair greater than 18k ft	I		UCL	ULM4G		710.71	23.77					20.35	10.54	13.32	13.32
	Unbundled Loop Modification Removal of Bridged Tap Removal, per unbundled loop	I		UAL, UHL, UCL, UEQ, UEF, ULS, UEA, UEANL, UDL, UDC, UDN, UDL, USL	ULMBT		65.44	65.44					20.35	10.54	13.32	13.32
SUB-LOOPS																
Sub-Loop Distribution																
	Sub-Loop - Per Cross Box Location - CLEC Feeder Facility Set-Up	I		UEANL	USBSA		517.25	517.25					20.35	10.54	13.32	13.32
	Sub-Loop - Per Cross Box Location - Per 25 Pair Panel Set-Up	I		UEANL	USBSB		42.68	42.68					20.35	10.54	13.32	13.32
	Sub-Loop - Per Building Equipment Room - CLEC Feeder Facility Set-Up	I		UEANL	USBSC		313.01	313.01					20.35	10.54	13.32	13.32
	Sub-Loop - Per Building Equipment Room - Per 25 Pair Panel Set-Up	I		UEANL	USBSD		108.06	108.06					20.35	10.54	13.32	13.32
	Sub-Loop Distribution Per 2-Wire Analog Voice Grade Loop - Statewide		sw	UEANL	USBN2	10.02	148.84	112.34	73.14	36.65			20.35	10.54	13.32	13.32
	Order Coordination for Unbundled Sub-Loops, per sub-loop pair			UEANL	USBMC		34.29	34.29								
	Sub-Loop Distribution Per 4-Wire Analog Voice Grade Loop - Zone 1		1	UEANL	USBN4	7.30	147.93	75.11	99.96	16.98			20.35	10.54	13.32	13.32
	Sub-Loop Distribution Per 4-Wire Analog Voice Grade Loop - Zone 2		2	UEANL	USBN4	9.54	147.93	75.11	99.96	16.98			20.35	10.54	13.32	13.32
	Sub-Loop Distribution Per 4-Wire Analog Voice Grade Loop - Zone 3		3	UEANL	USBN4	12.47	147.93	75.11	99.96	16.98			20.35	10.54	13.32	13.32
	Order Coordination for Unbundled Sub-Loops, per sub-loop pair			UEANL	USBMC		34.29	34.29								
	Sub-Loop 2-Wire Intrabuilding Network Cable (INC)	I		UEANL	USBR2	1.35	94.56	29.35					20.35	10.54	13.32	13.32

UNBUNDLED NETWORK ELEMENTS - Tennessee										Attachment: 2		Exhibit: C				
CATEGORY	RATE ELEMENTS	Interim	Zone	BCS	USOC	RATES(\$)				Svc Order Submitted Elec per LSR	Svc Order Submitted Manually per LSR	Incremental Charge - Manual Svc Order vs. Electronic-1st	Incremental Charge - Manual Svc Order vs. Electronic-Add'l	Incremental Charge - Manual Svc Order vs. Electronic-Disc 1st	Incremental Charge - Manual Svc Order vs. Electronic-Disc Add'l	
						Rec	Nonrecurring First	Add'l	Nonrecurring Disconnect First							Add'l
											SOMEc	SOMAN	SOMAN	SOMAN	SOMAN	SOMAN
	Order Coordination for Unbundled Sub-Loops, per sub-loop pair			UEANL	USBMC		34.29	34.29								
	Sub-Loop 4-Wire Intrabuilding Network Cable (INC)	I		UEANL	USBR4	2.26	116.14	37.10				20.35	10.54	13.32	13.32	
	Order Coordination for Unbundled Sub-Loops, per sub-loop pair			UEANL	USBMC		34.29	34.29								
	2 Wire Copper Unbundled Sub-Loop Distribution - Zone 1	I	1	UEF	UCS2X	5.16	110.71	37.89	94.41	13.09		20.35	10.54	13.32	13.32	
	2 Wire Copper Unbundled Sub-Loop Distribution - Zone 2	I	2	UEF	UCS2X	6.74	110.71	37.89	94.41	13.09		20.35	10.54	13.32	13.32	
	2 Wire Copper Unbundled Sub-Loop Distribution - Zone 3	I	3	UEF	UCS2X	8.81	110.71	37.89	94.41	13.09		20.35	10.54	13.32	13.32	
	Order Coordination for Unbundled Sub-Loops, per sub-loop pair			UEF	USBMC		34.29	34.29								
	4 Wire Copper Unbundled Sub-Loop Distribution - Zone 1	I	1	UEF	UCS4X	6.52	117.12	44.30	99.96	16.98		20.35	10.54	13.32	13.32	
	4 Wire Copper Unbundled Sub-Loop Distribution - Zone 2	I	2	UEF	UCS4X	8.52	117.12	44.30	99.96	16.98		20.35	10.54	13.32	13.32	
	4 Wire Copper Unbundled Sub-Loop Distribution - Zone 3	I	3	UEF	UCS4X	11.14	117.12	44.30	99.96	16.98		20.35	10.54	13.32	13.32	
	Order Coordination for Unbundled Sub-Loops, per sub-loop pair			UEF	USBMC		34.29	34.29								
	Unbundled Sub-Loop Modification															
	Unbundled Sub-Loop Modification - 2-W Copper Dist Load Coil/Equip Removal per 2-W PR			UEF	ULM2X		335.36	7.82				20.34	10.54	13.32	13.32	
	Unbundled Sub-loop Modification - 4-W Copper Dist Load Coil/Equip Removal per 4-W PR			UEF	ULM4X		335.36	7.82				20.35	10.54	13.32	13.32	
	Unbundled Sub-loop Modification - 2-w/4-w Copper Dist Bridged Tap Removal, per PR unloaded			UEF	ULM4T		528.48	9.74				20.35	10.54	13.32	13.32	
	Unbundled Network Terminating Wire (UNTW)															
	Unbundled Network Terminating Wire (UNTW) per Pair	I		UENTW	UENPP	0.4555	2.48	2.48				20.35	10.54	13.32	13.32	
	Network Interface Device (NID)															
	Network Interface Device (NID) - 1-2 lines			UENTW	UND12		89.69	54.56	0.6391	0.6391		20.35	10.54	13.32	13.32	
	Network Interface Device (NID) - 1-6 lines			UENTW	UND16		129.65	94.51	0.6522	0.6522		20.35	10.54	13.32	13.32	
	Network Interface Device Cross Connect - 2 W			UENTW	UNDC2		11.11	11.11				20.35	10.54	13.32	13.32	
	Network Interface Device Cross Connect - 4W			UENTW	UNDC4		11.11	11.11				20.35	10.54	13.32	13.32	
	SUB-LOOPS															
	Sub-Loop Feeder															
	USL-Feeder, DS0 Set-up per Cross Box location - CLEC Distribution Facility set-up			UEA, UDN,UCL,UDL,UDC	USBFW		517.25					20.35	10.54	13.32	13.32	
	USL Feeder - DS0 Set-up per Cross Box location - per 25 pair set-up			UEA, UDN,UCL,UDL,UDC	USBFX		42.68	42.68				20.35	10.54	13.32	13.32	
	USL Feeder DS1 Set-up at DSX location, per DS1 termination			USL	USBFZ		531.04	11.34				20.35	10.54	13.32	13.32	
	Unbundled Sub-Loop Feeder Loop, 2 Wire Ground-Start, Voice Grade- Statewide		sw	UEA	USBFA	12.05	122.24	85.05	76.35	39.16		20.35	10.54	13.32	13.32	
	Order Coordination for Specified Conversion Time, per LSR			UEA	OCOSL		34.29									
	Unbundled Sub-Loop Feeder Loop, 2 Wire Loop-Start, Voice Grade - Statewide		sw	UEA	USBFB	12.05	122.24	85.05	76.35	39.16		20.35	10.54	13.32	13.32	
	Order Coordination for Specified Time Conversion, per LSR			UEA	OCOSL		34.29									
	Unbundled Sub-Loop Feeder Loop, 2 Wire Reverse Battery, Voice Grade Loop - Statewide		sw	UEA	USBFC	12.05	122.24	85.05	76.35	39.16		20.35	10.54	13.32	13.32	
	Order Coordination For Specified Conversion Time, per LSR			UEA	OCOSL		34.29									
	Unbundled Sub-Loop Feeder Loop, 4 Wire Ground-Start, Voice Grade - Zone 1		1	UEA	USBFD	21.52	137.31	61.93	118.04	30.13		20.35	10.54	13.32	13.32	
	Unbundled Sub-Loop Feeder Loop, 4 Wire Ground-Start, Voice Grade - Zone 2		2	UEA	USBFD	28.11	137.31	61.93	118.04	30.13		20.35	10.54	13.32	13.32	
	Unbundled Sub-Loop Feeder Loop, 4 Wire Ground Start, Voice Grade - Zone 3		3	UEA	USBFD	36.76	137.31	61.93	118.04	30.13		20.35	10.54	13.32	13.32	
	Order Coordination For Specified Conversion Time, Per LSR			UEA	OCOSL		34.29									
	Unbundled Sub-Loop Feeder Loop, 4 Wire Loop-Start, Voice Grade - Zone 1		1	UEA	USBFE	21.52	137.31	61.93	118.04	30.13		20.35	10.54	13.32	13.32	
	Unbundled Sub-Loop Feeder Loop, 4 Wire Loop-Start, Voice Grade - Zone 2		2	UEA	USBFE	28.11	137.31	61.93	118.04	30.13		20.35	10.54	13.32	13.32	
	Unbundled Sub-Loop Feeder Loop, 4 Wire Loop-Start, Voice Grade - Zone 3		3	UEA	USBFE	36.76	137.31	61.93	118.04	30.13		20.35	10.54	13.32	13.32	
	Order Coordination For Specified Conversion Time, Per LSR			UEA	OCOSL		34.29									

UNBUNDLED NETWORK ELEMENTS - Tennessee										Attachment: 2		Exhibit: C								
CATEGORY	RATE ELEMENTS	Interim	Zone	BCS	USOC	RATES(\$)					Svc Order Submitted Elec per LSR	Svc Order Submitted Manually per LSR	Incremental Charge - Manual Svc Order vs. Electronic-1st	Incremental Charge - Manual Svc Order vs. Electronic-Add'l	Incremental Charge - Manual Svc Order vs. Electronic-Disc 1st	Incremental Charge - Manual Svc Order vs. Electronic-Disc Add'l				
						Rec	Nonrecurring First	Add'l	Nonrecurring First	Disconnect Add'l							OSS Rates(\$)			
														SOMEc	SOMAN	SOMAN	SOMAN	SOMAN		
	Unbundled Sub-Loop Feeder Loop, 2 Wire ISDN BRI - Zone 1		1	UDN	USBFF	16.11	142.83	67.45	104.67	18.53							19.99	19.99	19.99	19.99
	Unbundled Sub-Loop Feeder Loop, 2-Wire ISDN BRI - Zone 2		2	UDN	USBFF	21.04	142.83	67.45	104.67	18.53							19.99	19.99	19.99	19.99
	Unbundled Sub-Loop Feeder Loop, 2-Wire ISDN BRI - Zone 3		3	UDN	USBFF	27.51	142.83	67.45	104.64	18.53							19.99	19.99	19.99	19.99
	Order Coordination For Specified Conversion Time, Per LSR			UDN	OCOSL		34.29													
	Unbundled Sub-Loop Feeder, 2 Wire UDC (IDSL compatible)		1	UDC	USBFS	16.11	142.83	67.45	104.67	18.53							19.99	19.99	19.99	19.99
	Unbundled Sub-Loop Feeder, 2 Wire UDC (IDSL compatible)		2	UDC	USBFS	21.04	142.83	67.45	104.67	18.53							19.99	19.99	19.99	19.99
	Unbundled Sub-Loop Feeder, 2 Wire UDC (IDSL compatible)		3	UDC	USBFS	27.51	142.83	67.45	104.64	18.53							19.99	19.99	19.99	19.99
	Unbundled Sub-Loop Feeder Loop, 4-Wire DS1 - Zone 1		1	USL	USBFG	39.74	116.00	40.62	106.82	18.91							19.99	19.99	19.99	19.99
	Unbundled Sub-Loop Feeder Loop, 4-Wire DS1 - Zone 2		2	USL	USBFG	51.90	116.00	40.62	106.82	18.91							19.99	19.99	19.99	19.99
	Unbundled Sub-Loop Feeder Loop, 4-Wire DS1 - Zone 3		3	USL	USBFG	67.86	116.00	40.62	106.82	18.91							19.99	19.99	19.99	19.99
	Order Coordination For Specified Conversion Time, Per LSR			USL	OCOSL		34.59													
	Unbundled Sub-Loop Feeder, 2-Wire Copper Loop - Zone 1		1	UCL	USBFH	9.52	114.27	38.89	104.64	18.53							19.99	19.99	19.99	19.99
	Unbundled Sub-Loop Feeder Loop, 2-Wire Copper Loop - Zone 2		2	UCL	USBFH	12.43	114.27	38.89	104.64	18.53							19.99	19.99	19.99	19.99
	Unbundled Sub-Loop Feeder Loop, 2-Wire Copper Loop - Zone 3		3	UCL	USBFH	16.26	114.27	38.89	104.64	18.53							19.99	19.99	19.99	19.99
	Order Coordination For Specified Conversion Time, per LSR			UCL	OCOSL		34.29													
	Sub-Loop Feeder - Per 4-Wire Copper Loop - Zone 1		1	UCL	USBFJ	14.37	123.41	48.03	110.44	22.53							19.99	19.99	19.99	19.99
	Sub-Loop Feeder - Per 4-Wire Copper Loop - Zone 2		2	UCL	USBFJ	18.76	123.41	48.03	110.44	22.53							19.99	19.99	19.99	19.99
	Sub-Loop Feeder - Per 4-Wire Copper Loop - Zone 3		3	UCL	USBFJ	24.53	123.41	48.03	110.44	22.53							19.99	19.99	19.99	19.99
	Order Coordination For Specified Conversion Time, per LSR			UCL	OCOSL		34.29													
	Sub-Loop Feeder - Per 4-Wire 19.2 Kbps Digital Grade Loop		1	UDL	USBFN	26.06	116.00	40.62	106.82	18.91							19.99	19.99	19.99	19.99
	Sub-Loop Feeder - Per 4-Wire 19.2 Kbps Digital Grade Loop		2	UDL	USBFN	34.03	116.00	40.62	106.82	18.91							19.99	19.99	19.99	19.99
	Sub-Loop Feeder - Per 4-Wire 19.2 Kbps Digital Grade Loop		3	UDL	USBFN	44.50	116.00	40.62	106.82	18.91							19.99	19.99	19.99	19.99
	Sub-Loop Feeder - Per 4-Wire 56 Kbps Digital Grade Loop - Zone 1		1	UDL	USBFO	26.06	116.00	40.62	106.82	18.91							19.99	19.99	19.99	19.99
	Sub-Loop Feeder - Per 4-Wire 56 Kbps Digital Grade Loop - Zone 2		2	UDL	USBFO	34.03	116.00	40.62	106.82	18.91							19.99	19.99	19.99	19.99
	Sub-Loop Feeder - Per 4-Wire 56 Kbps Digital Grade Loop - Zone 3		3	UDL	USBFO	44.50	116.00	40.62	106.82	18.91							19.99	19.99	19.99	19.99
	Order Coordination For Specified Time Conversion, per LSR			UDL	OCOSL		34.29													
	Sub-Loop Feeder - Per 4-Wire 64 Kbps Digital Grade Loop - Zone 1		1	UDL	USBFP	26.06	116.00	40.62	106.82	18.91							19.99	19.99	19.99	19.99
	Sub-Loop Feeder - Per 4-Wire 64 Kbps Digital Grade Loop - Zone 2		2	UDL	USBFP	34.03	116.00	40.62	106.82	18.91							19.99	19.99	19.99	19.99
	Sub-Loop Feeder - Per 4-Wire 64 Kbps Digital Grade Loop - Zone 3		3	UDL	USBFP	44.50	116.00	40.62	106.82	18.91							19.99	19.99	19.99	19.99
	Order Coordination For Specified Conversion Time, per LSR			UDL	OCOSL		34.29													
SUB-LOOPS																				
	Sub-Loop Feeder																			
	Sub Loop Feeder - DS3 - Per Mile Per Month		I	UE3	1L5SL	14.11														
	Sub Loop Feeder - DS3 - Facility Termination Per Month		I	UE3	USBF1	333.26	3,406.61	407.68	165.17	501.31							20.35	10.54	13.32	
	Sub Loop Feeder - STS-1 - Per Mile Per Month		I	UDLSX	1L5SL	14.11														
	Sub Loop Feeder - STS-1 - Facility Termination Per Month		I	UDLSX	USBF7	359.02	3,406.61	407.68	165.17	501.31							20.35	10.54	13.32	
	Sub Loop Feeder - OC-3 - Per Mile Per Month		I	UDLO3	1L5SL	10.71														
	Sub Loop Feeder - OC-3 - Facility Termination Protection Per Month		I	UDLO3	USBF5	56.64														
	Sub Loop Feeder - OC-3 - Facility Termination Per Month		I	UDLO3	USBF2	546.31	3,406.61	407.68	165.17	501.31							20.35	10.54	13.32	
	Sub Loop Feeder - OC-12 - Per Mile Per Month		I	UDL12	1L5SL	13.18														
	Sub Loop Feeder - OC-12 - Facility Termination Protection Per Month		I	UDL12	USBF6	639.98														
	Sub Loop Feeder - OC-12 - Facility Termination Per Month		I	UDL12	USBF3	1,697.00	3,406.61	407.68	165.17	501.31							20.35	10.54	13.32	
	Sub Loop Feeder - OC-48 - Per Mile Per Month		I	UDL48	1L5SL	43.22														
	Sub Loop Feeder - OC-48 - Facility Termination Protection Per Month		I	UDL48	USBF9	320.36														
	Sub Loop Feeder - OC-48 - Facility Termination Per Month		I	UDL48	USBF4	1,457.00	3,592.61	407.68	165.17	501.31							20.35	10.54	13.32	
	Sub Loop Feeder - OC-12 Interface On OC-48		I	UDL48	USBF8	361.44	806.02	407.68	165.17	501.31							20.35	10.54	13.32	
UNBUNDLED LOOP CONCENTRATION																				
	Loop Channelization System			ULC	ULCCS	307.07	307.34	74.37	4.18								20.35	10.54	13.32	13.32

UNBUNDLED NETWORK ELEMENTS - Tennessee										Attachment: 2		Exhibit: C					
CATEGORY	RATE ELEMENTS	Interim	Zone	BCS	USOC	RATES(\$)					Svc Order Submitted Elec per LSR	Svc Order Submitted Manually per LSR	Incremental Charge - Manual Svc Order vs. Electronic-1st	Incremental Charge - Manual Svc Order vs. Electronic-Add'l	Incremental Charge - Manual Svc Order vs. Electronic-Disc 1st	Incremental Charge - Manual Svc Order vs. Electronic-Disc Add'l	
						Rec	Nonrecurring First	Add'l	Nonrecurring First	Disconnect Add'l							OSS Rates(\$)
												SOMEc	SOMAN	SOMAN	SOMAN	SOMAN	
	CO Channel Interface - 2-Wire Voice Grade			ULC	ULCC2	1.20	9.57	9.52	8.66	8.60				20.35	10.54	13.32	13.32
	Unbundled Loop Concentration - System A (TR008)			ULC	UCT8A	500.18	613.60	613.60						20.35	10.54	13.32	13.32
	Unbundled Loop Concentration - System B (TR008)			ULC	UCT8B	54.82	255.67	255.67						20.35	10.54	13.32	13.32
	Unbundled Loop Concentration - System A (TR303)			ULC	UCT3A	539.00	613.60	613.60						20.35	10.54	13.32	13.32
	Unbundled Loop Concentration - System B (TR303)			ULC	UCT3B	92.37	255.67	255.67						20.35	10.54	13.32	13.32
	Unbundled Loop Concentration - DS1 Loop Interface Card			ULC	UCTCO	6.23	74.39	53.07	30.23	8.46				20.35	10.54	13.32	13.32
	Unbundled Loop Concentration - ISDN Loop Interface (Brite Card)			UDN	ULCC1	8.46	8.69	8.65	9.71	9.65				20.35	10.54	13.32	13.32
	Unbundled Loop Concentration - UDC Loop Interface (Brite Card)			UDC	ULCCU	8.46	8.69	8.65	9.71	9.65				20.35	10.54	13.32	13.32
	Unbundled Loop Concentration - -2 Wire Voice-Loop Start or Ground Start Loop Interface (POTS Card)			UEA	ULCC2	2.32	8.69	8.65	9.71	9.65				20.35	10.54	13.32	13.32
	Unbundled Loop Concentration - 2 Wire Voice - Reverse Battery Loop Interface (SPOTS Card)			UEA	ULCCR	12.45	8.69	8.65	9.71	9.65				20.35	10.54	13.32	13.32
	Unbundled Loop Concentration - 4 Wire Voice Loop Interface (Specials Card)			UEA	ULCC4	7.53	8.69	8.65	9.71	9.65				20.35	10.54	13.32	13.332
	Unbundled Loop Concentration - TEST CIRCUIT Card			ULC	UCTTC	35.77	8.69	8.65	9.71	9.65				20.35	10.54	13.32	13.32
	Unbundled Loop Concentration - Digital 19.2 Kbps Data Loop Interface			UDL	ULCC7	11.03	8.69	8.65	9.71	9.65				20.35	10.54	13.32	13.32
	Unbundled Loop Concentration - Digital 56 Kbps Data Loop Interface			UDL	ULCC5	11.03	8.69	8.65	9.71	9.65				20.35	10.54	13.32	13.32
	Unbundled Loop Concentration - Digital 64 Kbps Data Loop Interface			UDL	ULCC6	11.03	8.69	8.65	9.71	9.65				20.35	10.54	13.32	13.32
									9.71								
UNE OTHER, PROVISIONING ONLY - NO RATE																	
	NID - Dispatch and Service Order for NID installation			UENTW	UNDBX	0.00	0.00										
	UNTW Circuit Id Establishment, Provisioning Only - No Rate			UENTW	UENCE	0.00	0.00										
	Unbundled Contract Name, Provisioning Only - No Rate			UEANL,UEF,UEQ,UENTW	UNECN	0.00	0.00										
UNE OTHER, PROVISIONING ONLY - NO RATE																	
	Unbundled Contact Name, Provisioning Only - no rate			UAL,UCL,UDC,UDL,UDN,UEA,UHL,ULC	UNECN	0.00	0.00										
	Unbundled Sub-Loop Feeder-2 Wire Cross Box Jumper - no rate			UEA,UDN,UCL,UDC	USBFQ	0.00	0.00										
	Unbundled Sub-Loop Feeder-4 Wire Cross Box Jumper - no rate			UEA,USL,UCL,UDL	USBFR	0.00	0.00										
	Unbundled DS1 Loop - Superframe Format Option - no rate			USL	CCOSF	0.00	0.00										
	Unbundled DS1 Loop - Expanded Superframe Format option - no rate			USL	CCOEF	0.00	0.00										
HIGH CAPACITY UNBUNDLED LOCAL LOOP																	
	High Capacity Unbundled Local Loop - DS3 - Per Mile per month			UE3	1L5ND	9.19											
	High Capacity Unbundled Local Loop - DS3 - Facility Termination per month			UE3	UE3PX	374.24	595.37	304.50	234.83	170.16				36.84	36.84	19.01	19.01
	High Capacity Unbundled Local Loop - STS-1 - Per Mile per month			UDLSX	1L5ND	9.19											
	High Capacity Unbundled Local Loop - STS-1 - Facility Termination per month			UDLSX	UDLS1	389.35	595.37	304.50	215.82	151.15				36.84	36.84	19.01	19.01
Note (1): Rates provided in TN for both electronic and manual Loop Makeup are interim and subject to retro-active true-up adjustments pending a permanent rate ruling on these rate elements from the Tennessee Regulatory Authority.																	
LOOP MAKE-UP																	
	Loop Makeup - Preordering Without Reservation, per working or spare facility queried (Manual).	R		UMK	UMKLW		0.76	0.76									
	Loop Makeup - Preordering With Reservation, per spare facility queried (Manual).	R		UMK	UMKLP		0.76	0.76									
	Loop Makeup--With or Without Reservation, per working or spare facility queried (Mechanized)	R		UMK	PSUMK		0.76	0.76									
UNBUNDLED DEDICATED TRANSPORT																	
NOTE: INTEROFFICE CHANNEL DEDICATED TRANSPORT - minimum billing period - below DS3=one month, DS3/STS-1=four months																	

UNBUNDLED NETWORK ELEMENTS - Tennessee

UNBUNDLED NETWORK ELEMENTS - Tennessee										Attachment: 2		Exhibit: C						
CATEGORY	RATE ELEMENTS	Interim	Zone	BCS	USOC	RATES(\$)	Svc Order Submitted Elec per LSR	Svc Order Submitted Manually per LSR	Incremental Charge - Manual Svc Order vs. Electronic-1st	Incremental Charge - Manual Svc Order vs. Electronic-Add'l	Incremental Charge - Manual Svc Order vs. Electronic-Disc 1st	Incremental Charge - Manual Svc Order vs. Electronic-Disc Add'l	OSS Rates(\$)					
													Rec	Nonrecurring First	Add'l	Nonrecurring First	Disconnect Add'l	SOMEc
INTEROFFICE CHANNEL - DEDICATED TRANSPORT																		
	Interoffice Channel - Dedicated Transport - 2-Wire Voice Grade - Per Mile per month			U1TVX	1L5XX	0.0054												
	Interoffice Channel - Dedicated Transport- 2- Wire Voice Grade - Facility Termination			U1TVX	U1TV2	18.58	55.39	17.37	27.96	3.51		20.35	21.09	9.80	10.54			
	Interoffice Channel - Dedicated Transport- 2-Wire Voice Grade Rev Bat. - Per Mile per month			U1TVX	1L5XX	0.0054												
	Interoffice Channel - Dedicated Transport- 2- Wire VG Rev Bat. - Facility Termination			U1TVX	U1TR2	18.58	55.39	17.37	27.96	3.51		20.35	21.09	9.80	10.54			
	Interoffice Channel - Dedicated Transport - 4-Wire Voice Grade - Per Mile per month			U1TVX	1L5XX	0.0054												
	Interoffice Channel - Dedicated Transport - 4- Wire Voice Grade - Facility Termination			U1TVX	U1TV4	24.09	37.87	26.02	30.78	13.07		15.08	15.08	8.66	8.66			
	Interoffice Channel - Dedicated Transport - 56 kbps - per mile per month			U1TDX	1L5XX	0.0174												
	Interoffice Channel - Dedicated Transport - 56 kbps - Facility Termination			U1TDX	U1TD5	17.98	55.39	17.37	27.96	3.51		20.35	21.09	9.80	10.54			
	Interoffice Channel - Dedicated Transport - 64 kbps - per mile per month			U1TDX	1L5XX	0.0174												
	Interoffice Channel - Dedicated Transport - 64 kbps - Facility Termination			U1TDX	U1TD6	17.98	55.39	17.37	27.96	3.51		20.35	21.09	9.80	10.54			
	Interoffice Channel - Dedicated Channel - DS1 - Per Mile per month			U1TD1	1L5XX	0.3562												
	Interoffice Channel - Dedicated Transport - DS1 - Facility Termination			U1TD1	U1TF1	77.86	112.40	76.27	19.55	14.99		20.35	21.09	9.80	10.54			
	Interoffice Channel - Dedicated Transport - DS3 - Per Mile per month			U1TD3	1L5XX	2.34												
	Interoffice Channel - Dedicated Transport - DS3 - Facility Termination per month			U1TD3	U1TF3	848.99	395.29	176.56	109.04	105.91		36.84	36.84	19.01	19.01			
	Interoffice Channel - Dedicated Transport - STS-1 - Per Mile per month			U1TS1	1L5XX	2.34												
	Interoffice Channel - Dedicated Transport - STS-1 - Facility Termination			U1TS1	U1TFS	849.30	395.29	176.56	109.04	105.91		36.84	36.84	19.01	19.01			
LOCAL CHANNEL - DEDICATED TRANSPORT																		
NOTE: LOCAL CHANNEL DEDICATED TRANSPORT - minimum billing period - below DS3=one month, DS3/STS-1=four months																		
	Local Channel - Dedicated - 2-Wire Voice Grade - Zone 1		1	ULDVX	ULDV2	17.18	199.33	24.16	54.81	4.80								
	Local Channel - Dedicated - 2-Wire Voice Grade - Zone 2		2	ULDVX	ULDV2	22.44	199.33	24.16	54.81	4.80								
	Local Channel - Dedicated - 2-Wire Voice Grade - Zone 3		3	UNDVX	ULDV2	29.34	199.33	24.16	54.81	4.80								
	Local Channel - Dedicated - 2-Wire Voice Grade Rev. Bat. - Zone 1		1	ULDVX	ULDR2	17.18	199.33	24.16	54.81	4.80								
	Local Channel - Dedicated - 2-Wire Voice Grade Rev. Bat. - Zone 2		2	ULDVX	ULDR2	22.44	199.33	24.16	54.81	4.80								
	Local Channel - Dedicated - 2-Wire Voice Grade Rev. Bat. - Zone 3		3	ULDVX	ULDR2	29.34	199.33	24.16	54.81	4.80								
	Local Channel - Dedicated - 4-Wire Voice Grade - Zone 1		1	UNDVX	ULDV4	18.18	201.53	24.83	55.52	5.51								
	Local Channel - Dedicated - 4-Wire Voice Grade - Zone 2		2	UNDVX	ULDV4	23.74	201.53	24.83	55.52	5.51								
	Local Channel - Dedicated - 4-Wire Voice Grade - Zone 3		3	UNDVX	ULDV4	31.05	201.53	24.83	55.52	5.51								
	Local Channel - Dedicated - DS1 - Zone 1		1	ULDD1	ULDF1	36.24	277.35	233.26	33.18	22.30								
	Local Channel - Dedicated - DS1 - Zone 2		2	ULDD1	ULDF1	47.33	277.35	233.26	33.18	22.30								
	Local Channel - Dedicated - DS1 - Zone 3		3	ULDD1	ULDF1	61.89	277.35	233.26	33.18	22.30								
	Local Channel - Dedicated - DS3 - Per Mile per month			ULDD3	1L5NC	7.15												
	Local Channel - Dedicated - DS3 - Facility Termination			ULDD3	ULDF3	611.30	595.37	304.50	215.82	151.15		36.84	36.84	19.01	19.01			
	Local Channel - Dedicated - STS-1 - Per Mile per month			ULDS1	1L5NC	7.15												
	Local Channel - Dedicated - STS-1 - Facility Termination			ULDS1	ULDFS	599.59	588.07	297.20	215.82	151.15		20.35	21.09	9.80	10.54			
DARK FIBER																		
	Dark Fiber, Four Fiber Strands, Per Route Mile or Fraction Thereof per month - Local Channel			UDF	1L5DC	58.83												
	NRC Dark Fiber - Local Channel			UDF	UDFC4		1,121.00	153.19	580.26	357.17		20.35	21.09	9.80	10.54			

UNBUNDLED NETWORK ELEMENTS - Tennessee										Attachment: 2		Exhibit: C			
CATEGORY	RATE ELEMENTS	Interim	Zone	BCS	USOC	RATES(\$)				Svc Order Submitted Elec per LSR	Svc Order Submitted Manually per LSR	Incremental Charge - Manual Svc Order vs. Electronic-1st	Incremental Charge - Manual Svc Order vs. Electronic-Add'l	Incremental Charge - Manual Svc Order vs. Electronic-Disc 1st	Incremental Charge - Manual Svc Order vs. Electronic-Disc Add'l
						Rec	Nonrecurring First	Add'l	Nonrecurring Disconnect First						
										SOMEc	SOMAN	SOMAN	SOMAN	SOMAN	SOMAN
	Dark Fiber, Four Fiber Strands, Per Route Mile or Fraction Thereof per month - Interoffice Channel			UDF	1L5DF	28.74									
	NRC Dark Fiber - Interoffice Channel			UDF	UDF14		1,121.00	153.19	580.26	357.17		20.35	21.09	9.80	10.54
	Dark Fiber, Four Fiber Strands, Per Route Mile or Fraction Thereof per month - Local Loop			UDF	1L5DL	58.83									
	NRC Dark Fiber - Local Loop			UDF	UDFL4		1,121.00	153.19	580.26	357.17		20.35	21.09	9.80	10.54
8XX ACCESS TEN DIGIT SCREENING															
	8XX Access Ten Digit Screening, Per Call			OHD		0.0005192									
	8XX Access Ten Digit Screening, Reservation Charge Per 8XX Number Reserved			OHD	N8R1X		5.21	0.76				20.35	20.35	13.28	13.28
	8XX Access Ten Digit Screening, Per 8XX No. Established W/O POTS Translations			OHD			11.47	1.46	7.34	0.7602		20.35	20.35	13.28	13.28
	8XX Access Ten Digit Screening, Per 8XX No. Established With POTS Translations			OHD	N8FTX		11.47	1.46	7.34	0.7602		20.35	20.35	13.28	13.28
	8XX Access Ten Digit Screening, Customized Area of Service Per 8XX Number			OHD	N8FCX		4.47	2.24				20.35	20.35	13.28	13.28
	8XX Access Ten Digit Screening, Multiple InterLATA CXR Routing Per CXR Requested Per 8XX No.			OHD	N8FMX		5.23	3.00				20.35	20.35	13.28	13.28
	8XX Access Ten Digit Screening, Change Charge Per Request			OHD	N8FAX		5.97	0.76				20.35	20.35	13.28	13.28
	8XX Access Ten Digit Screening, Call Handling and Destination Features			OHD	N8FDX		4.47					20.35	20.35	13.28	13.28
LINE INFORMATION DATA BASE ACCESS (LIDB)															
	LIDB Common Transport Per Query			OQT		0.0000354									
	LIDB Validation Per Query			OQU		0.0117403									
	LIDB Originating Point Code Establishment or Change			OQT, OQU	NRPBX		49.03					20.35	20.35	13.28	13.28
SIGNALING (CCS7)															
	CCS7 Signaling Termination, Per STP Port			UDB	PT8SX	138.41									
	CCS7 Signaling Usage, Per TCAP Message			UDB		0.0000916									
	CCS7 Signaling Connection, Per link (A link)			UDB	TPP++	17.84	130.84	130.84				20.35	20.35	13.32	13.32
	CCS7 Signaling Connection, Per link (B link) (also known as D link)			UDB	TPP++	17.84	130.84	130.84				20.35	20.35	13.32	13.32
	CCS7 Signaling Usage, Per ISUP Message			UDB		0.0000373									
	CCS7 Signaling Usage Surrogate, per link per LATA			UDB	STU56	352.30									
	Signaling Point Code, per Originating Point Code Establishment or Change, per STP			UDB	CCAPO		121.77	121.77				20.35	20.35	13.32	13.32
CALLING NAME (CNAM) SERVICE															
	CNAM for DB Owners, Per Query			OQV		0.0010541									
	CNAM for Non DB Owners, Per Query			OQV		0.0010541									
	CNAM (Non-Databs Owner), NRC, applies when using the Character Based User Interface (CHUI)			OQV	CDDCH		595.00	595.00				20.35	20.35	13.28	13.28
OPERATOR CALL PROCESSING															
	Oper. Call Processing - Oper. Provided, Per Min. - Using BST LIDB					1.08									
	Oper. Call Processing - Oper. Provided, Per Min. - Using Foreign LIDB					1.13									
	Oper. Call Processing - Fully Automated, per Call - Using BST LIDB					0.1010353									
	Oper. Call Processing - Fully Automated, per Call - Using Foreign LIDB					0.122818									
INWARD OPERATOR SERVICES															
	Inward Operator Services - Verification, Per Minute					1.03									
	Inward Operator Services - Verification and Emergency Interrupt - Per Minute					1.03									
BRANDING - OPERATOR CALL PROCESSING															
	Facility based CLEC														
	Recording of Custom Branded OA Announcement				CBAOS		1,555.00	1,553.00	7.03	7.03		19.99	19.99	19.99	19.99
	Loading of Custom Branded OA Announcement per shelf/NAV per OCN				CBAOL		240.71	240.71				19.99	19.99		
	UNEP CLEC														

UNBUNDLED NETWORK ELEMENTS - Tennessee										Attachment: 2		Exhibit: C		
CATEGORY	RATE ELEMENTS	Interim	Zone	BCS	USOC	RATES(\$)	Svc Order Submitted Elec per LSR	Svc Order Submitted Manually per LSR	Incremental Charge - Manual Svc Order vs. Electronic-1st	Incremental Charge - Manual Svc Order vs. Electronic-Add'l	Incremental Charge - Manual Svc Order vs. Electronic-Disc 1st	Incremental Charge - Manual Svc Order vs. Electronic-Disc Add'l		
													Rec	Nonrecurring First
							SOMEc	SOMAN	SOMAN	SOMAN	SOMAN	SOMAN		
	Recording of Custom Branded OA Announcement					1,555.00	1,555.00			19.99	19.99	19.99	19.99	
	Loading of Custom Branded OA Announcement per shelf/NAV per OCN					240.71	240.71			19.99	19.99			
DIRECTORY ASSISTANCE SERVICES														
DIRECTORY ASSISTANCE ACCESS SERVICE														
	Directory Assistance Access Service Calls, Charge Per Call					0.2286787								
DIRECTORY ASSISTANCE CALL COMPLETION ACCESS SERVICE (DACC)														
	Directory Assistance Call Completion Access Service (DACC), Per Call Attempt					0.0364771								
NUMBER SERVICES INTERCEPT ACCESS SERVICE														
	Number Services Intercept Per Query					0.017793								
DIRECTORY TRANSPORT (DT)														
	DT-Local Channel DS1					40.99	277.35	233.26	33.18	22.30	20.35	10.54	13.32	1.40
	DT-DS1 Level Interoffice per mile					0.3562								
	DT-DS1 Level Interoffice per facility termination					77.86	112.40	76.27	19.55	14.99	20.35	10.54	13.32	1.40
	SWA Common Transport per Directory Assistance Access Service Per Call					0.000271								
	SWA Common Transport per Directory Assistance Access Service Per Call Per Mile					0.0000165								
	Access Tandem Switching Per Directory Assistance Access Service Per Call					0.0001875								
	DT- Directory Assistance Interconnection Per Directory Assistance Service Call					0.00								
	DT-Installation NRC, Per Trunk or Signaling Connection					204.62	4.43	136.09	4.43		20.35	10.54	13.32	1.40
	DT Local Channel DS1-Incremental Cost-Manual Svc Order vs Electronic					45.68	1.76	21.75	1.76					
	DT Interoffice DS1-Incremental Cost-Manual Svc Order vs Electronic					20.35	21.09	9.80	10.54					
DIRECTORY ASSISTANCE SERVICES														
DIRECTORY ASSISTANCE DATA BASE SERVICE (DADS)														
	Directory Assistance Data Base Service Charge Per Listing					0.0485								
	Directory Assistance Data Base Service, per month				DBSOF	104.13								
BRANDING - DIRECTORY ASSISTANCE														
Facility Based CLEC														
	Recording and Provisioning of DA Custom Branded Announcement			AMT	CBADA	1,555.00	1,553.00	7.03	7.03	20.35	10.54	13.32	1.40	
	Loading of Custom Branded Announcement per Switch			AMT	CBADC	240.71	240.71			20.35	10.54			
UNEP CLEC														
	Recording of DA Custom Branded Announcement					1,555.00	1,553.00	7.03	7.03	20.35	10.54	13.32	1.40	
	Loading of DA Custom Branded Announcement per Switch per OCN					240.71	240.71			20.35	10.54			
SELECTIVE ROUTING														
	Selective Routing Per Unique Line Class Code Per Request Per Switch				USRRC	179.60	179.60			20.35	20.35			
VIRTUAL COLLOCATION														
	Virtual Collocation - Application Cost			AMTFS	EAF	2,633.00	2,633.00			2.07	2.81	0.67	1.41	
	Virtual Collocation - Cable Installation Cost, per cable			AMTFS	ESPCX	1,749.00	1,749.00			2.07	2.81	0.67	1.41	
	Virtual Collocation - Floor Space, per sq. ft.			AMTFS	ESPVX	3.91								
	Virtual Collocation - Power, per fused amp			AMTFS	ESPAX	6.79								
	Virtual Collocation - Cable Support Structure, per entrance cable			AMTFS	ESPSX	17.87								
	Virtual Collocation - 2-wire Cross Connects (loop)			UEANL,UEA,UDN,U DC,UAL,UHL,UCL,U EQ, AMTFS, UDL, UNCVX, UNCDX, UNCNX	UEAC2	0.57	11.62	9.90	10.38	8.66	2.07	2.81	0.67	1.41

UNBUNDLED NETWORK ELEMENTS - Tennessee											Attachment: 2		Exhibit: C					
CATEGORY	RATE ELEMENTS	Interim	Zone	BCS	USOC	RATES(\$)				Svc Order Submitted Elec per LSR	Svc Order Submitted Manually per LSR	Incremental Charge - Manual Svc Order vs. Electronic-1st	Incremental Charge - Manual Svc Order vs. Electronic-Add'l	Incremental Charge - Manual Svc Order vs. Electronic-Disc 1st	Incremental Charge - Manual Svc Order vs. Electronic-Disc Add'l			
						Rec	Nonrecurring First	Add'l	Nonrecurring First							Disconnect Add'l	OSS Rates(\$)	
													SOMEc	SOMAN	SOMAN	SOMAN	SOMAN	SOMAN
	Virtual Collocation - 4-wire Cross Connects (loop)			UEA,UHL,UCL,UDL,AMTFS,UAL,UDN,UNCVX,UNCDX	UEAC4	0.57	11.81	10.04	10.44	8.67			2.07		2.81		0.67	1.41
	Virtual Collocation - 2-Fiber Cross Connects			AMTFS,UDL12,UDLO3,U1T48,U1T12,U1T03,ULDO3,ULD12,ULD48,UDF	CNC2F	3.03	41.56	29.82	12.96	10.34			2.69		2.69		1.56	1.56
	Virtual Collocation - 4-Fiber Cross Connects			AMTFS,UDL12,UDLO3,U1T48,U1T12,U1T03,ULDO3,ULD12,ULD48,UDF	CNC4F	6.06	50.53	38.78	16.97	14.35			2.69		2.69		1.56	1.56
	Virtual collocation - Special Access & UNE, cross-connect per DS1			USL,ULC,AMTFS,U1T12,UDLO3,U1T48,U1T12,U1T03,ULDO3,ULD12,ULD48,UDF	CNC1X	1.32	32.22	17.76	10.46	8.75			2.07		2.81		0.67	1.41
	Virtual collocation - Special Access & UNE, cross-connect per DS3			USL,ULC,AMTFS,U1T12,UDLO3,U1T48,U1T12,U1T03,ULDO3,ULD12,ULD48,UDF	CND3X	12.32	29.97	16.30	12.03	8.99			2.07		2.81		0.67	1.41
	Virtual Collocation - Co-Carrier Cross Connects - Fiber Cable Support Structure, per linear foot			AMTFS	VE1CB	0.0031												
	Virtual Collocation - Co-Carrier Cross Connects - Copper/Coax Cable Support Structure, per linear ft			AMTFS	VE1CD	0.0045												
	Virtual Collocation - Co-Carrier Cross Connects - Fiber Cable Support Structure, per cable			AMTFS	VE1CC		555.03						2.07		2.81		0.67	1.41
	Virtual Collocation - Co-Carrier Cross Connects - Copper/Coax Cable Support Structure, per cable			AMTFS	VE1CE		555.03						2.07		2.81		0.67	1.41
	Virtual Collocation Cable Records - per request			AMTFS	VE1BA		1,711.00											
	Virtual Collocation Cable Records - VG/DS0 Cable, per cable record			AMTFS	VE1BB		925.06											
	Virtual Collocation Cable Records - VG/DS0 Cable, per each 100 pair			AMTFS	VE1BC		18.05	18.05										
	Virtual Collocation Cable Records - DS1, per T1TIE			AMTFS	VE1BD		8.45	8.45										
	Virtual Collocation Cable Records - DS3, per T3TIE			AMTFS	VE1BE		29.57	29.57										
	Virtual Collocation Cable Records - Fiber Cable, per 99 fiber records			AMTFS	VE1BF		279.42	279.42										
	Virtual collocation - Security Escort - Basic, per half hour			AMTFS	SPTBX		33.15	20.44				2.07		2.81		0.67	1.41	
	Virtual collocation - Security Escort - Overtime, per half hour			AMTFS	SPTOX		41.50	25.61				2.07		2.81		0.67	1.41	
	Virtual collocation - Security Escort - Premium, per half hour			AMTFS	SPTPX		49.86	30.79				2.07		2.81		0.67	1.41	
	Virtual collocation - Maintenance in CO - Basic, per half hour			AMTFS	CTRLX		30.64	30.64				2.07		2.81		0.67	1.41	
	Virtual collocation - Maintenance in CO - Overtime, per half hour			AMTFS	SPTOM		35.77	35.77				2.07		2.81		0.67	1.41	
	Virtual collocation - Maintenance in CO - Premium per half hour			AMTFS	SPTPM		40.90	40.90				2.07		2.81		0.67	1.41	
VIRTUAL COLLOCATION																		
	Virtual Collocation - 2-wire Cross Connect, Exchange Port 2-Wire Analog - Res			UEPSR	VE1R2	0.30	19.20	19.20				20.35		10.54		13.32	1.40	
	Virtual Collocation 2-Wire Cross Connect, Exchange Port 2-Wire Line Side PBX Trunk - Bus			UEPSP	VE1R2	0.30	19.20	19.20				20.35		10.54		13.32	1.40	
	Virtual Collocation 2-Wire Cross Connect, Exchange Port 2-Wire Voice Grade PBX Trunk - Res			UEPSE	VE1R2	0.30	19.20	19.20				20.35		10.54		13.32	1.40	
	Virtual Collocation 2-Wire Cross Connect, Exchange Port 2-Wire Analog Bus			UEPSB	VE1R2	0.30	19.20	19.20				20.35		10.54		13.32	1.40	

UNBUNDLED NETWORK ELEMENTS - Tennessee										Attachment: 2		Exhibit: C			
CATEGORY	RATE ELEMENTS	Interim	Zone	BCS	USOC	RATES(\$)				Svc Order Submitted Elec per LSR	Svc Order Submitted Manually per LSR	Incremental Charge - Manual Svc Order vs. Electronic-1st	Incremental Charge - Manual Svc Order vs. Electronic-Add'l	Incremental Charge - Manual Svc Order vs. Electronic-Disc 1st	Incremental Charge - Manual Svc Order vs. Electronic-Disc Add'l
						Rec	Nonrecurring First	Add'l	Nonrecurring Disconnect First						
										SOMEc	SOMAN	SOMAN	SOMAN	SOMAN	SOMAN
	Virtual Collocation 2-Wire Cross Connect, Exchnage Port 2-Wire ISDN			UEPSX	VE1R2	0.30	19.20	19.20				20.35	10.54	13.32	1.40
	Virtual Collocation 2-Wire Cross Connect, Exchange Port 2-Wire ISDN			UEPTX	VE1R2	0.30	19.20	19.20				20.35	10.54	13.32	1.40
	Virtual Collocation 4-Wire Cross Connect, Exchange Port 4-Wire ISDN DS1			UEPEX	VE1R4	0.50	19.20	19.20				20.35	10.54	13.32	1.40
VIRTUAL COLLOCATION															
	Virtual Collocation-2 Wire Cross Connects (Loop) for Line Splitting			UEPSR, UEPSB	VE1LS	0.57	11.62	9.90	10.38	8.66		19.99	19.99	19.99	19.99
PHYSICAL COLLOCATION															
	Physical Collocation-2 Wire Cross Connects (Loop) for Line Splitting			UEPSR, UEPSB	PE1LS	0.0318	11.94	11.46				19.99	19.99	19.99	19.99
AIN SELECTIVE CARRIER ROUTING															
	Regional Service Establishment			SRC	SRCEC		190,638.00					20.35			
	End Office Establishment			SRC	SRCEO		317.55	317.55	3.19	3.19		20.35	20.35	13.28	13.28
	Query NRC, per query			SRC		0.0206047									
AIN - BELLSOUTH AIN SMS ACCESS SERVICE															
	AIN SMS Access Service - Service Establishment, Per State, Initial Setup			A1N	CAMSE		135.56	135.56				20.35	20.35	13.28	13.28
	AIN SMS Access Service - Port Connection - Dial/Shared Access			A1N	CAMDP		41.75	41.75				20.35	20.35	13.28	13.28
	AIN SMS Access Service - Port Connection - ISDN Access			A1N	CAM1P		41.75	41.75				20.35	20.35	13.28	13.28
	AIN SMS Access Service - User Identification Codes - Per User ID Code			A1N	CAMAU		96.63	96.63				20.35	20.35	13.28	13.28
	AIN SMS Access Service - Security Card, Per User ID Code, Initial or Replacement			A1N	CAMRC		113.67	113.67				20.35	20.35	13.28	13.28
	AIN SMS Access Service - Storage, Per Unit (100 Kilobytes)					0.0024									
	AIN SMS Access Service - Session, Per Minute					0.0820123									
	AIN SMS Access Service - Company Performed Session, Per Minute					2.27									
AIN - BELLSOUTH AIN TOOLKIT SERVICE															
	AIN Toolkit Service - Service Establishment Charge, Per State, Initial Setup			CAM	BAPSC		132.04	132.04				20.35	20.35	13.28	13.28
	AIN Toolkit Service - Training Session, Per Customer				BAPVX		7,915.00	7,915.00				20.35	20.35	13.28	13.28
	AIN Toolkit Service - Trigger Access Charge, Per Trigger, Per DN, Term. Attempt				BAPTT		31.21	31.21				20.35	20.35	13.28	13.28
	AIN Toolkit Service - Trigger Access Charge, Per Trigger, Per DN, Off-Hook Delay				BAPTD		31.21	31.21				20.35	20.35	13.28	13.28
	AIN Toolkit Service - Trigger Access Charge, Per Trigger, Per DN, Off-Hook Immediate				BAPTM		31.21	31.21				20.35	20.35	13.28	13.28
	AIN Toolkit Service - Trigger Access Charge, Per Trigger, Per DN, 10-Digit PODP				BAPTO		85.24	85.24				20.35	20.35	13.28	13.28
	AIN Toolkit Service - Trigger Access Charge, Per Trigger, Per DN, CDP				BAPTC		85.24	85.24				20.35	20.35	13.28	13.28
	AIN Toolkit Service - Trigger Access Charge, Per Trigger, Per DN, Feature Code				BAPTF		85.24	85.24				20.35	20.35	13.28	13.28
	AIN Toolkit Service - Query Charge, Per Query					0.0211882									
	AIN Toolkit Service - Type 1 Node Charge, Per AIN Toolkit Subscription, Per Node, Per Query					0.0054774									
	AIN Toolkit Service - SCP Storage Charge, Per SMS Access Account, Per 100 Kilobytes					1.50									
	AIN Toolkit Service - Monthly report - Per AIN Toolkit Service Subscription			CAM	BAPMS	17.43	33.52	33.52				20.35	20.35	13.28	13.28
	AIN Toolkit Service - Special Study - Per AIN Toolkit Service Subscription			CAM	BAPLS	0.1321116	36.23	36.23				20.35	20.35	13.28	13.28
	AIN Toolkit Service - Call Event Report - Per AIN Toolkit Service Subscription			CAM	BAPDS	17.35	33.52	33.52				20.35	20.35	13.28	13.28
	AIN Toolkit Service - Call Event Special Study - Per AIN Toolkit Service Subscription			CAM	BAPES	0.0511435	36.23	36.23				20.35	20.35	13.28	13.28

UNBUNDLED NETWORK ELEMENTS - Tennessee											Attachment: 2		Exhibit: C			
CATEGORY	RATE ELEMENTS	Interim	Zone	BCS	USOC	RATES(\$)				Svc Order Submitted Elec per LSR	Svc Order Submitted Manually per LSR	Incremental Charge - Manual Svc Order vs. Electronic-1st	Incremental Charge - Manual Svc Order vs. Electronic-Add'l	Incremental Charge - Manual Svc Order vs. Electronic-Disc 1st	Incremental Charge - Manual Svc Order vs. Electronic-Disc Add'l	
						Rec	Nonrecurring First	Add'l	Nonrecurring Disconnect First							Add'l
ENHANCED EXTENDED LINK (EELs)																
NOTE: New Density Zone 1 EELs are available in the following MSAs: Orlando, FL; Miami, FL; Ft. Lauderdale, FL; Atlanta, Ga; New Orleans, LA.																
NOTE: Charlotte-Gastonia-Rockhill, NC; Greensboro-Winston Salem-High Point, NC; and Nashville, TN.																
NOTE: In all states, EEL network elements shown below also apply to currently combined facilities which are converted to UNE rates. A Switch As Is Charge applies to currently combined facilities converted to UNES.(Non-recurring rates do not apply.)																
NOTE: In All States the EEL network elements apply to ordinarily combined network elements.(No Switch As Is Charge.) When ordering ordinarily combined network elements, Non-recurring rates do apply.																
2-WIRE VOICE GRADE EXTENDED LOOP WITH DEDICATED DS1 INTEROFFICE TRANSPORT (EEL)																
	First 2-Wire VG Loop(SL2) in a DS1 Interofficed Transport Combination - Zone 1		1	UNCVX	UEAL2	16.56	108.76	35.47	72.94	10.86			20.35	21.09	9.80	10.54
	First 2-Wire VG Grade Loop(SL2) in a DS1 Interofficed Transport Combination - Zone 2		2	UNCVX	UEAL2	21.63	108.76	35.47	72.94	10.86			20.35	21.09	9.80	10.54
	First 2-Wire VG Grade Loop(SL2) in a DS1 Interofficed Transport Combination - Zone 3		3	UNCVX	UEAL2	28.28	108.76	35.47	72.94	10.86			20.35	21.09	9.80	10.54
	Interoffice Transport - Dedicated - DS1 combination - Per Mile per month			UNC1X	1L5XX	0.3562										
	Interoffice Transport - Dedicated - DS1 combination - Facility Termination per month			UNC1X	U1TF1	77.86	171.24	113.12	70.07	30.90			20.35	21.09	9.80	10.54
	DS1 Channelization System Per Month			UNC1X	MQ1	80.77	105.76	14.48	3.04	2.74						
	Voice Grade COCI - DS1 To Ds0 Interface - Per Month			UNCVX	1D1VG	0.91	5.70	4.42								
	Each Additional 2-Wire VG Loop(SL 2) in the same DS1 Interoffice Transport Combination - Zone 1		1	UNCVX	UEAL2	16.56	108.76	35.47	72.94	10.86			20.35	21.09	9.80	10.54
	Each Additional 2-Wire VG Loop(SL2) in the same DS1 Interoffice Transport Combination - Zone 2		2	UNCVX	UEAL2	21.63	108.76	35.47	72.94	10.86			20.35	21.09	9.80	10.54
	Each Additional 2-Wire VG Loop(SL2) in the same DS1 Interoffice Transport Combination - Zone 3		3	UNCVX	UEAL2	28.28	108.76	35.47	72.94	10.86			20.35	21.09	9.80	10.54
	Voice Grade COCI - DS1 to DS0 Channel System combination - per month			UNCVX	1D1VG	0.91	5.70	4.42								
	Nonrecurring Currently Combined Network Elements Switch -As-Is Charge			UNC1X	UNCCC		52.73	24.62	9.12	9.12			20.35	21.09	9.80	10.54
4-WIRE VOICE GRADE EXTENDED LOOP WITH DEDICATED DS1 INTEROFFICE TRANSPORT (EEL)																
	First 4-Wire Analog Voice Grade Loop in a DS1 Interoffice Transport Combination - Zone 1		1	UNCVX	UEAL4	24.70	108.76	35.47	72.94	10.86			20.35	21.09	9.80	10.54
	First 4-Wire Analog Voice Grade Loop in a DS1 Interoffice Transport Combination - Zone 2		2	UNCVX	UEAL4	32.26	108.76	35.47	72.94	10.86			20.35	21.09	9.80	10.54
	First 4-Wire Analog Voice Grade Loop in a DS1 Interoffice Transport Combination - Zone 3		3	UNCVX	UEAL4	42.18	108.76	35.47	72.94	10.86			20.35	21.09	9.80	10.54
	Interoffice Transport - Dedicated - DS1 combination - Per Mile Per Month			UNC1X	1L5XX	0.3562										
	Interoffice Transport - Dedicated - DS1 - Facility Termination Per Month			UNC1X	U1TF1	77.86	171.24	113.12	70.07	30.90			20.35	21.09	9.80	10.54
	Channelization - Channel System DS1 to DS0 combination Per Month			UNC1X	MQ1	80.77	105.76	14.48	3.04	2.74						
	Voice Grade COCI - DS1 to DS0 Channel System combination - per month			UNCVX	1D1VG	0.91	5.70	4.42								
	Additional 4-Wire Analog Voice Grade Loop in same DS1 Interoffice Transport Combination - Zone 1		1	UNCVX	UEAL4	24.70	108.76	35.47	72.94	10.86			20.35	21.09	9.80	10.54
	Additional 4-Wire Analog Voice Grade Loop in same DS1 Interoffice Transport Combination - Zone 2		2	UNCVX	UEAL4	32.26	108.76	35.47	72.94	10.86			20.35	21.09	9.80	10.54
	Additional 4-Wire Analog Voice Grade Loop in same DS1 Interoffice Transport Combination - Zone 3		3	UNCVX	UEAL4	42.18	108.76	35.47	72.94	10.86			20.35	21.09	9.80	10.54
	Voice Grade COCI - DS1 to DS0 Channel System combination - per month			UNCVX	1D1VG	0.91	5.70	4.42								
	Nonrecurring Currently Combined Network Elements Switch -As-Is Charge			UNC1X	UNCCC		52.73	24.62	9.12	9.12			20.35	21.09	9.80	10.54
4-WIRE 56 KBPS EXTENDED DIGITAL LOOP WITH DEDICATED DS1 INTEROFFICE TRANSPORT (EEL)																
	First 4-Wire 56Kbps Digital Grade Loop in a DS1 Interoffice Transport Combination - Zone 1		1	UNCDX	UDL56	31.10	108.76	35.47	72.94	10.86			20.35	21.09	9.80	10.54
	First 4-wire 56Kbps Digital Grade Loop in a DS1 Interoffice Transport Combination - Zone 2		2	UNCDX	UDL56	40.61	108.76	35.47	72.94	10.86			20.35	21.09	9.80	10.54

UNBUNDLED NETWORK ELEMENTS - Tennessee

UNBUNDLED NETWORK ELEMENTS - Tennessee										Attachment: 2		Exhibit: C				
CATEGORY	RATE ELEMENTS	Interim	Zone	BCS	USOC	RATES(\$)				Svc Order Submitted Elec per LSR	Svc Order Submitted Manually per LSR	Incremental Charge - Manual Svc Order vs. Electronic-1st	Incremental Charge - Manual Svc Order vs. Electronic-Add'l	Incremental Charge - Manual Svc Order vs. Electronic-Disc 1st	Incremental Charge - Manual Svc Order vs. Electronic-Disc Add'l	
						Rec	Nonrecurring First	Add'l	Nonrecurring First							Disconnect Add'l
										SOMEc	SOMAN	SOMAN	SOMAN	SOMAN	SOMAN	
	First 4-Wire 56Kbps Digital Grade Loop in a DS1 Interoffice Transport Combination - Zone 3		3	UNCDX	UDL56	53.11	108.76	35.47	72.94	10.86			20.35	21.09	9.80	10.54
	Interoffice Transport - Dedicated - DS1 combination - Per Mile Per Month			UNC1X	1L5XX	0.3562										
	Interoffice Transport - Dedicated - DS1 - combination Facility Termination Per Month			UNC1X	U1TF1	77.86	171.24	113.12	70.07	30.90			20.35	21.09	9.80	10.54
	Channelization - Channel System DS1 to DS0 combination Per Month			UNC1X	MQ1	80.77	105.76	14.48	3.04	2.74						
	OCU-DP COCI (data) - DS1 to DS0 Channel System - per month (2.4-64kbs)			UNCDX	1D1DD	0.91	5.70	4.42								
	Additional 4-Wire 56Kbps Digital Grade Loopin same DS1 Interoffice Transport Combination - Zone 1		1	UNCDX	UDL56	31.10	108.76	35.47	72.94	10.86			20.35	21.09	9.80	10.54
	Additional 4-Wire 56Kbps Digital Grade Loopin same DS1 Interoffice Transport Combination - Zone 2		2	UNCDX	UDL56	40.61	108.76	35.47	72.94	10.86			20.35	21.09	9.80	10.54
	Additional 4-Wire 56Kbps Digital Grade Loopin same DS1 Interoffice Transport Combination - Zone 3		3	UNCDX	UDL56	53.11	108.76	35.47	72.94	10.86			20.35	21.09	9.80	10.54
	OCU-DP COCI (data) - DS1 to DS0 Channel System - combination per month (2.4-64kbs)			UNCDX	1D1DD	0.91	5.70	4.42								
	Nonrecurring Currently Combined Network Elements Switch -As-Is Charge			UNC1X	UNCCC		52.73	24.62	9.12	9.12			20.35	21.09	9.80	10.54
4-WIRE 64 KBPS EXTENDED DIGITAL LOOP WITH DEDICATED DS1 INTEROFFICE TRANSPORT (EEL)																
	First 4-Wire 64Kbps Digital Grade Loop in a DS1 Interoffice Transport Combination - Zone 1		1	UNCDX	UDL64	31.10	108.76	35.47	72.94	10.86			20.35	21.09	9.80	10.54
	First 4-Wire 64Kbps Digital Grade Loop in a DS1 Interoffice Transport Combination - Zone 2		2	UNCDX	UDL64	40.61	108.76	35.47	72.94	10.86			20.35	21.09	9.80	10.54
	First 4-Wire 64Kbps Digital Grade Loop in a DS1 Interoffice Transport Combination - Zone 3		3	UNCDX	UDL64	53.11	108.76	35.47	72.94	10.86			20.35	21.09	9.80	10.54
	Interoffice Transport - Dedicated - DS1 combination - Per Mile Per Month			UNC1X	1L5XX	0.3562										
	Interoffice Transport - Dedicated - DS1 combination - Facility Termination Per Month			UNC1X	U1TF1	77.86	171.24	113.12	70.07	30.90			20.35	21.09	9.80	10.54
	Channelization - Channel System DS1 to DS0 combination Per Month			UNC1X	MQ1	80.77	105.76	14.48	3.04	2.74			20.35	21.09	9.80	10.54
	OCU-DP COCI (data) - DS1 to DS0 Channel System combination - per month (2.4-64kbs)			UNCDX	1D1DD	0.91	5.70	4.42								
	Additional 4-Wire 64Kbps Digital Grade Loopin same DS1 Interoffice Transport Combination - Zone 1		1	UNCDX	UDL64	31.10	108.76	35.47	72.94	10.86			20.35	21.09	9.80	10.54
	Additional 4-Wire 64Kbps Digital Grade Loopin same DS1 Interoffice Transport Combination - Zone 2		2	UNCDX	UDL64	40.61	108.76	35.47	72.94	10.86			20.35	21.09	9.80	10.54
	Additional 4-Wire 64Kbps Digital Grade Loopin same DS1 Interoffice Transport Combination - Zone 3		3	UNCDX	UDL64	53.11	108.76	35.47	72.94	10.86			20.35	21.09	9.80	10.54
	OCU-DP COCI (data) - DS1 to DS0 Channel System combination - per month (2.4-64kbs)			UNCDX	1D1DD	0.91	5.70	4.42								
	Nonrecurring Currently Combined Network Elements Switch -As-Is Charge			UNC1X	UNCCC		52.73	24.62	9.12	9.12			20.35	21.09	9.80	10.54
4-WIRE DS1 DIGITAL EXTENDED LOOP WITH DEDICATED DS1 INTEROFFICE TRANSPORT (EEL)																
	4-Wire DS1 Digital Loop in Combination with DS1 Interoffice Transport - Zone 1		1	UNC1X	USLXX	57.73	228.40	161.74	79.87	24.88			20.35	21.09	9.80	10.54
	4-Wire DS1 Digital Loop in Combination with DS1 Interoffice Transport - Zone 2		2	UNC1X	USLXX	75.40	228.40	161.74	79.87	24.88			20.35	21.09	9.80	10.54
	4-Wire DS1 Digital Loop in Combination with DS1 Interoffice Transport - Zone 3		3	UNC1X	USLXX	98.59	228.40	161.74	79.87	24.88			20.35	21.09	9.80	10.54
	Interoffice Transport - Dedicated - DS1 combination - Per Mile Per Month			UNC1X	1L5XX	0.3562										
	Interoffice Transport - Dedicated - DS1 combination - Facility Termination Per Month			UNC1X	U1TF1	77.86	171.24	113.12	70.07	30.90			20.35	21.09	9.80	10.54
	Nonrecurring Currently Combined Network Elements Switch -As-Is Charge			UNC1X	UNCCC		52.73	24.62	9.12	9.12			20.35	21.09	9.80	10.54
4-WIRE DS1 DIGITAL EXTENDED LOOP WITH DEDICATED DS3 INTEROFFICE TRANSPORT (EEL)																

UNBUNDLED NETWORK ELEMENTS - Tennessee

UNBUNDLED NETWORK ELEMENTS - Tennessee										Attachment: 2		Exhibit: C				
CATEGORY	RATE ELEMENTS	Interim	Zone	BCS	USOC	RATES(\$)				Svc Order Submitted Elec per LSR	Svc Order Submitted Manually per LSR	Incremental Charge - Manual Svc Order vs. Electronic-1st	Incremental Charge - Manual Svc Order vs. Electronic-Add'l	Incremental Charge - Manual Svc Order vs. Electronic-Disc 1st	Incremental Charge - Manual Svc Order vs. Electronic-Disc Add'l	
						Rec	Nonrecurring First	Add'l	Nonrecurring First							Disconnect Add'l
										SOMEc	SOMAN	SOMAN	SOMAN	SOMAN	SOMAN	
	First DS1Loop in DS3 Interoffice Transport Combination - Zone 1		1	UNC1X	USLXX	57.73	228.40	161.74	79.87	24.88			20.35	21.09	9.80	10.54
	First DS1Loop in DS3 Interoffice Transport Combination - Zone 2		2	UNC1X	USLXX	75.40	228.40	161.74	79.87	24.88			20.35	21.09	9.80	10.54
	First DS1Loop in DS3 Interoffice Transport Combination - Zone 3		3	UNC1X	USLXX	98.59	228.40	161.74	79.87	24.88			20.35	21.09	9.80	10.54
	Interoffice Transport - Dedicated - DS3 combination - Per Mile Per Month			UNC3X	1L5XX	2.34										
	Interoffice Transport - Dedicated - DS3 - Facility Termination per month			UNC3X	U1TF3	854.97	482.01	153.81	64.43	35.43			20.35	21.09	9.80	10.54
	DS3 to DS1 Channel System combination per month			UNC3X	MQ3	222.98	156.02	49.41	17.12	6.77						
	DS3 Interface Unit (DS1 COCI) combination per month			UNC1X	UC1D1	17.58	5.70	4.42								
	Additional DS1Loop in DS3 Interoffice Transport Combination - Zone 1		1	UNC1X	USLXX	57.73	228.40	161.74	79.87	24.88			20.35	21.09	9.80	10.54
	Additional DS1Loop in DS3 Interoffice Transport Combination - Zone 2		2	UNC1X	USLXX	75.40	228.40	161.74	79.87	24.88			20.35	21.09	9.80	10.54
	Additional DS1Loop in DS3 Interoffice Transport Combination - Zone 3		3	UNC1X	USLXX	98.59	228.40	161.74	79.87	24.88			20.35	21.09	9.80	10.54
	DS3 Interface Unit (DS1 COCI) combination per month			UNC1X	UC1D1	17.58	5.70	4.42								
	Nonrecurring Currently Combined Network Elements Switch -As-Is Charge			UNC3X	UNCCC		52.73	24.62	9.12	9.12			20.35	21.09	9.80	10.54
2-WIRE VOICE GRADE EXTENDED LOOP/ 2 WIRE VOICE GRADE INTEROFFICE TRANSPORT (EEL)																
	2-WireVG Loop used with 2-wire VG Interoffice Transport Combination - Zone 1		1	UNCVX	UEAL2	16.56	108.76	35.47	72.94	10.86			20.35	21.09	9.80	10.54
	2-WireVG Loop used with 2-wire VG Interoffice Transport Combination - Zone 2		2	UNCVX	UEAL2	21.63	108.76	35.47	72.94	10.86			20.35	21.09	9.80	10.54
	2-WireVG Loop used with 2-wire VG Interoffice Transport Combination - Zone 3		3	UNCVX	UEAL2	28.28	108.76	35.47	72.94	10.86			20.35	21.09	9.80	10.54
	Interoffice Transport - Dedicated - 2-wire VG combination - Per Mile Per Month			UNCVX	1L5XX	0.0174										
	Interoffice Transport - Dedicated - 2- Wire Voice Grade combination - Facility Termination per month			UNCVX	U1TV2	21.79	79.83	44.08	69.32	31.00			20.35	21.09	9.80	10.54
	Nonrecurring Currently Combined Network Elements Switch -As-Is Charge			UNCVX	UNCCC		52.73	24.62	9.12	9.12			20.35	21.09	9.80	10.54
4-WIRE VOICE GRADE EXTENDED LOOP/ 4 WIRE VOICE GRADE INTEROFFICE TRANSPORT (EEL)																
	4-WireVG Loop used with 4-wire VG Interoffice Transport Combination - Zone 1		1	UNCVX	UEAL4	24.70	108.76	35.47	72.94	10.86			20.35	21.09	9.80	10.54
	4-WireVG Loop used with 4-wire VG Interoffice Transport Combination - Zone 2		2	UNCVX	UEAL4	32.26	108.76	35.47	72.94	10.86			20.35	21.09	9.80	10.54
	4-WireVG Loop used with 4-wire VG Interoffice Transport Combination - Zone 3		3	UNCVX	UEAL4	42.18	108.76	35.47	72.94	10.86			20.35	21.09	9.80	10.54
	Interoffice Transport - Dedicated - 4-wire VG combination - Per Mile Per Month			UNCVX	1L5XX	0.0174										
	Interoffice Transport - Dedicated - 4- Wire Voice Grade combination - Facility Termination per month			UNCVX	U1TV4	27.30	79.83	44.08	69.32	31.00			20.35	21.09	9.80	10.54
	Nonrecurring Currently Combined Network Elements Switch -As-Is Charge			UNCVX	UNCCC		52.73	24.62	9.12	9.12			20.35	21.09	9.80	10.54
DS3 DIGITAL EXTENDED LOOP WITH DEDICATED DS3 INTEROFFICE TRANSPORT (EEL)																
	High Capacity Unbundled Local Loop - DS3 combination - Per Mile per month			UNC3X	1L5ND	9.19										
	High Capacity Unbundled Local Loop - DS3 combination - Facility Termination per month			UNC3X	UE3PX	373.47	240.23	180.87	106.78	45.24			20.35	21.09	9.80	10.54
	Interoffice Transport - Dedicated - DS3 - Per Mile per month			UNC3X	1L5XX	2.34										
	Interoffice Transport - Dedicated - DS3 combination - Facility Termination per month			UNC3X	U1TF3	854.97	482.01	153.81	64.43	35.43			20.35	21.09	9.80	10.54
	Nonrecurring Currently Combined Network Elements Switch -As-Is Charge			UNC3X	UNCCC		52.73	24.62	9.12	9.12			20.35	21.09	9.80	10.54
STS1 DIGITAL EXTENDED LOOP WITH DEDICATED STS1 INTEROFFICE TRANSPORT (EEL)																

UNBUNDLED NETWORK ELEMENTS - Tennessee

UNBUNDLED NETWORK ELEMENTS - Tennessee										Attachment: 2		Exhibit: C			
CATEGORY	RATE ELEMENTS	Interim	Zone	BCS	USOC	RATES(\$)				Svc Order Submitted Elec per LSR	Svc Order Submitted Manually per LSR	Incremental Charge - Manual Svc Order vs. Electronic-1st	Incremental Charge - Manual Svc Order vs. Electronic-Add'l	Incremental Charge - Manual Svc Order vs. Electronic-Disc 1st	Incremental Charge - Manual Svc Order vs. Electronic-Disc Add'l
						Rec	Nonrecurring First	Add'l	Nonrecurring Disconnect First						
										SOMEc	SOMAN	SOMAN	SOMAN	SOMAN	SOMAN
	High Capacity Unbundled Local Loop - STS1 combination - Per Mile per month			UNCSX	1L5ND	9.19									
	High Capacity Unbundled Local Loop - STS1 combination - Facility Termination per month			UNCSX	UDLS1	394.56	240.23	180.87	106.78	45.24		20.35	21.09	9.80	10.54
	Interoffice Transport - Dedicated - STS1 combination - Per Mile per month			UNCSX	1L5XX	2.34									
	Interoffice Transport - Dedicated - STS1 combination - Facility Termination per month			UNCSX	U1TFS	849.30	482.01	153.81	64.43	35.43		20.35	21.09	9.80	10.54
	Nonrecurring Currently Combined Network Elements Switch -As-Is Charge			UNCSX	UNCCC		52.73	24.62	9.12	9.12		20.35	21.09	9.80	10.54
2-WIRE ISDN EXTENDED LOOP WITH DS1 INTEROFFICE TRANSPORT (EEL)															
	First 2-Wire ISDN Loop in a DS1 Interoffice Combination Transport - Zone 1		1	UNCNX	U1L2X	22.22	108.76	35.47	72.94	10.86		20.35	21.09	9.80	10.54
	First 2-Wire ISDN Loop in a DS1 Interoffice Combination Transport - Zone 2		2	UNCNX	U1L2X	29.02	108.76	35.47	72.94	10.86		20.35	21.09	9.80	10.54
	First 2-Wire ISDN Loop in a DS1 Interoffice Combination Transport - Zone 3		3	UNCNX	U1L2X	37.95	108.76	35.47	72.94	10.86		20.35	21.09	9.80	10.54
	Interoffice Transport - Dedicated - DS1 combination - Per Mile			UNC1X	1L5XX	0.3562									
	Interoffice Transport - Dedicated - DS1 combination - Facility Termination per month			UNC1X	U1TF1	77.86	171.24	113.12	70.07	30.90		20.35	21.09	9.80	10.54
	Channelization - Channel System DS1 to DS0 combination - per month			UNC1X	MQ1	80.77	105.76	14.48	3.04	2.74		20.35	21.09	9.80	10.54
	2-wire ISDN COCI (BRITE) - DS1 to DS0 Channel System combination - per month			UNCNX	UC1CA	3.24	5.70	4.42				20.35	21.09	9.80	10.54
	Additional 2-wire ISDN Loop in same DS1Interoffice Transport Combination - Zone 1		1	UNCNX	U1L2X	22.22	108.76	35.47	72.94	10.86		20.35	21.09	9.80	10.54
	Additional 2-wire ISDN Loop in same DS1Interoffice Transport Combination - Zone 2		2	UNCNX	U1L2X	29.02	108.76	35.47	72.94	10.86		20.35	21.09	9.80	10.54
	Additional 2-wire ISDN Loop in same DS1Interoffice Transport Combination - Zone 3		3	UNCNX	U1L2X	37.95	108.76	35.47	72.94	10.86		20.35	21.09	9.80	10.54
	2-wire ISDN COCI (BRITE) - DS1 to DS0 Channel System combination- per month			UNCNX	UC1CA	3.24	5.70	4.42				20.35	21.09	9.80	10.54
	Nonrecurring Currently Combined Network Elements Switch -As-Is Charge			UNC1X	UNCCC		52.73	24.62	9.12	9.12		20.35	21.09	9.80	10.54
4-WIRE DS1 DIGITAL EXTENDED LOOP WITH DEDICATED STS-1 INTEROFFICE TRANSPORT (EEL)															
	First DS1 Loop in STS1 Interoffice Transport Combination - Zone 1		1	UNC1X	USLXX	57.73	228.40	161.74	79.87	24.88		20.35	21.09	9.80	10.54
	First DS1 Loop in STS1 Interoffice Transport Combination - Zone 2		2	UNC1X	USLXX	75.40	228.40	161.74	79.87	24.88		20.35	21.09	9.80	10.54
	First DS1 Loop in STS1 Interoffice Transport Combination - Zone 3		3	UNC1X	USLXX	98.59	228.40	161.74	79.87	24.88		20.35	21.09	9.80	10.54
	Interoffice Transport - Dedicated - STS1 combination - Per Mile Per Month			UNCSX	1L5XX	2.34									
	Interoffice Transport - Dedicated - STS1 combination - Facility Termination			UNCSX	U1TFS	849.30	482.01	153.81	64.43	35.43		20.35	21.09	9.80	10.54
	STS1 to DS1 Channel System combination per month			UNCSX	MQ3	222.98	156.02	49.41	17.12	6.77		20.35	21.09	9.80	10.54
	DS3 Interface Unit (DS1 COCI) combination per month			UNC1X	UC1D1	17.58	5.70	4.42				20.35	21.09	9.80	10.54
	Additional DS1Loop in STS1 Interoffice Transport Combination - Zone 1		1	UNC1X	USLXX	57.73	228.40	161.74	79.87	24.88		20.35	21.09	9.80	10.54
	Additional DS1Loop in STS1 Interoffice Transport Combination - Zone 2		2	UNC1X	USLXX	75.40	228.40	161.74	79.87	24.88		20.35	21.09	9.80	10.54
	Additional DS1Loop in STS1 Interoffice Transport Combination - Zone 3		3	UNC1X	USLXX	98.59	228.40	161.74	79.87	24.88		20.35	21.09	9.80	10.54
	DS3 Interface Unit (DS1 COCI) combination per month			UNC1X	UC1D1	17.58	5.70	4.42				20.35	21.09	9.80	10.54
	Nonrecurring Currently Combined Network Elements Switch -As-Is Charge			UNCSX	UNCCC		52.73	24.62	9.12	9.12		20.35	21.09	9.80	10.54
4-WIRE 56 KBPS DIGITAL EXTENDED LOOP WITH 56 KBPS INTEROFFICE TRANSPORT (EEL)															
	4-wire 56 kbps Loop/4-wire 56 kbps Interoffice Transport Combination - Zone 1		1	UNCDX	UDL56	31.10	108.76	35.47	72.94	10.86		20.35	21.09	9.80	10.54

UNBUNDLED NETWORK ELEMENTS - Tennessee											Attachment: 2		Exhibit: C					
CATEGORY	RATE ELEMENTS	Interim	Zone	BCS	USOC	RATES(\$)	Svc Order Submitted Elec per LSR	Svc Order Submitted Manually per LSR	Incremental Charge - Manual Svc Order vs. Electronic-1st	Incremental Charge - Manual Svc Order vs. Electronic-Add'l	Incremental Charge - Manual Svc Order vs. Electronic-Disc 1st	Incremental Charge - Manual Svc Order vs. Electronic-Disc Add'l	OSS Rates(\$)					
													Rec	Nonrecurring First	Add'l	Nonrecurring First	Disconnect Add'l	SOMEc
	4-wire 56 kbps Loop/4-wire 56 kbps Interoffice Transport Combination - Zone 2		2	UNCDX	UDL56	40.61	108.76	35.47	72.94	10.86			20.35	21.09	9.80	10.54		
	4-wire 56 kbps Loop/4-wire 56 kbps Interoffice Transport Combination - Zone 3		3	UNCDX	UDL56	53.11	108.76	35.47	72.94	10.86			20.35	21.09	9.80	10.54		
	Interoffice Transport - Dedicated - 4-wire 56 kbps combination - Per Mile			UNCDX	1L5XX	0.0174												
	Interoffice Transport - Dedicated - 4-wire 56 kbps combination - Facility Termination			UNCDX	U1TD5	21.19	79.83	44.08	69.32	31.00			20.35	21.09	9.80	10.54		
	Nonrecurring Currently Combined Network Elements Switch -As-Is Charge			UNCDX	UNCCC		52.73	24.62	9.12	9.12			20.35	21.09	9.80	10.54		
4-WIRE 64 KBPS DIGITAL EXTENDED LOOP WITH 64 KBPS INTEROFFICE TRANSPORT (EEL)																		
	4-wire 64 kbps Loop/4-wire 64 kbps Interoffice Transport Combination - Zone 1		1	UNCDX	UDL64	31.10	108.76	35.47	72.94	10.86			20.35	21.09	9.80	10.54		
	4-wire 64 kbps Loop/4-wire 64 kbps Interoffice Transport Combination - Zone 2		2	UNCDX	UDL64	40.61	108.76	35.47	72.94	10.86			20.35	21.09	9.80	10.54		
	4-wire 64 kbps Loop/4-wire 64 kbps Interoffice Transport Combination - Zone 3		3	UNCDX	UDL64	53.11	108.76	35.47	72.94	10.86			20.35	21.09	9.80	10.54		
	Interoffice Transport - Dedicated - 4-wire 64 kbps combination - Per Mile			UNCDX	1L5XX	0.0174												
	Interoffice Transport - Dedicated - 4-wire 64 kbps combination - Facility Termination			UNCDX	U1TD6	21.19	79.83	44.08	69.32	31.00			20.35	21.09	9.80	10.54		
	Nonrecurring Currently Combined Network Elements Switch -As-Is Charge			UNCDX	UNCCC		52.73	24.62	9.12	9.12			20.35	21.09	9.80	10.54		
ADDITIONAL NETWORK ELEMENTS																		
When used as a part of a currently combined facility, the non-recurring charges do not apply, but a Switch As Is charge does apply.																		
When used as ordinarily combined network elements in All States, the non-recurring charges apply and the Switch As Is Charge does not.																		
Nonrecurring Currently Combined Network Elements "Switch As Is" Charge (One applies to each combination)																		
	Nonrecurring Currently Combined Network Elements Switch -As-Is Charge - 2 wire/4-Wire VG			UNCVX	UNCCC		52.73	24.62	9.12	9.12			20.35	21.09	9.80	10.54		
	Nonrecurring Currently Combined Network Elements Switch -As-Is Charge - 56/64 kbps			UNCDX	UNCCC		52.73	24.62	9.12	9.12			20.35	21.09	9.80	10.54		
	Nonrecurring Currently Combined Network Elements Switch -As-Is Charge - DS1			UNC1X	UNCCC		52.73	24.62	9.12	9.12			20.35	21.09	9.80	10.54		
	Nonrecurring Currently Combined Network Elements Switch -As-Is Charge - DS3			UNC3X	UNCCC		52.73	24.62	9.12	9.12			20.35	21.09	9.80	10.54		
	Nonrecurring Currently Combined Network Elements Switch -As-Is Charge - STS1			UNCSX	UNCCC		52.73	24.62	9.12	9.12			20.35	21.09	9.80	10.54		
NOTE: Local Channel - Dedicated Transport - minimum billing period - Below DS3=one month, DS3 and above=four months																		
	Local Channel - Dedicated - 2-Wire Voice Grade Zone 1		1	UNCVX	ULDV2	17.18	108.76	35.47	72.94	10.86			20.35	21.09	9.80	10.54		
	Local Channel - Dedicated - 2-Wire Voice Grade Zone 2		2	UNCVX	ULDV2	22.44	108.76	35.47	72.94	10.86			20.35	21.09	9.80	10.54		
	Local Channel - Dedicated - 2-Wire Voice Grade Zone 3		3	UNCXV	ULDV2	29.34	108.76	35.47	72.94	10.86			20.35	21.09	9.80	10.54		
	Local Channel - Dedicated - 4-Wire Voice Grade Zone 1		1	UNCVX	ULDV4	18.18	108.76	35.47	72.94	10.86			20.35	21.09	9.80	10.54		
	Local Channel - Dedicated - 4-Wire Voice Grade Zone 2		2	UNCVX	ULDV4	23.74	108.76	35.47	72.94	10.86			20.35	21.09	9.80	10.54		
	Local Channel - Dedicated - 4-Wire Voice Grade Zone 3		3	UNCXV	ULDV4	31.05	108.76	35.47	72.94	10.86			20.35	21.09	9.80	10.54		
	Local Channel - Dedicated - DS1 - Per Month Zone 1		1	UNC1X	ULDF1	36.24	228.40	161.74	79.87	24.88			20.35	21.09	9.80	10.54		
	Local Channel - Dedicated - DS1 - Per Month Zone 2		2	UNC1X	ULDF1	47.33	228.40	161.74	79.87	24.88			20.35	21.09	9.80	10.54		
	Local Channel - Dedicated - DS1 - Per Month Zone 3		3	UNC1X	ULDF1	61.89	228.40	161.74	79.87	24.88			20.35	21.09	9.80	10.54		
	Local Channel - Dedicated - DS3 - Per Mile per month			UNC3X	1L5NC	7.15												
	Local Channel - Dedicated - DS3 - Facility Termination			UNC3X	ULDF3	611.30	595.37	304.50	215.82	151.15			20.35	21.09	9.80	10.54		
	Local Channel - Dedicated - STS-1 - Per Mile per month			UNCSX	1L5NC	7.15												
	Local Channel - Dedicated - STS-1 - Facility Termination			UNCSX	ULDFS	599.59	588.07	297.20	215.82	151.15			20.35	21.09	9.80	10.54		
MULTIPLXERS																		
	Channelization - DS1 to DS0 Channel System			UXTD1	MQ1	80.77	141.67	77.11	14.51	13.46			20.35	9.80	11.49	1.18		
	OCU-DP COCI (data) - DS1 to DS0 Channel System - per month (2.4-64kbs)			UDL	1D1DD	1.82	6.07	4.66					20.35	9.80	11.49	1.18		
	2-wire ISDN COCI (BRITE) - DS1 to DS0 Channel System - per month			UDN	UC1CA	3.10	6.07	4.66					20.35	9.80	11.49	1.18		
	Voice Grade COCI - DS1 to DS0 Channel System - per month			UEA	1D1VG	0.91	6.07	4.66					20.35	9.80	11.49	1.18		
	DS3 to DS1 Channel System per month			UXTD3	MQ3	222.98	308.03	108.47	44.47	42.62			20.35	9.80	11.49	1.18		

UNBUNDLED NETWORK ELEMENTS - Tennessee										Attachment: 2		Exhibit: C								
CATEGORY	RATE ELEMENTS	Interim	Zone	BCS	USOC	RATES(\$)					Svc Order Submitted Elec per LSR	Svc Order Submitted Manually per LSR	Incremental Charge - Manual Svc Order vs. Electronic-1st	Incremental Charge - Manual Svc Order vs. Electronic-Add'l	Incremental Charge - Manual Svc Order vs. Electronic-Disc 1st	Incremental Charge - Manual Svc Order vs. Electronic-Disc Add'l				
						Rec	Nonrecurring First	Add'l	Nonrecurring First	Disconnect Add'l							OSS Rates(\$)			
														SOMEc	SOMAN	SOMAN	SOMAN	SOMAN		
	STS1 to DS1 Channel System per month			UXTS1	MQ3	222.98	308.03	108.47	44.47	42.62							20.35	21.09	9.80	9.80
	DS3 Interface Unit (DS1 COCI) used with Loop per month			USL	UC1D1	17.58	6.07	4.66									20.35	9.80	11.49	1.18
	DS3 Interface Unit (DS1 COCI) used with Local Channel per month			ULDD1	UC1D1		6.07	4.66									20.35	9.80	11.49	1.18
UNBUNDLED LOCAL EXCHANGE SWITCHING(PORTS)																				
Exchange Ports																				
NOTE: Although the Port Rate includes all available features in GA, KY, LA & TN, the desired features will need to be ordered using retail USOCs																				
2-WIRE VOICE GRADE LINE PORT RATES (RES)																				
	Exchange Ports - 2-Wire Analog Line Port- Res.			UEPSR	UEPRL	1.89	9.93	9.19	3.66	2.92							20.35	10.54	13.32	1.40
	Exchange Ports - 2-Wire Analog Line Port with Caller ID - Res.			UEPSR	UEPRC	1.89	9.93	9.19	3.66	2.92							20.35	10.54	13.32	1.40
	Exchange Ports - 2-Wire Analog Line Port outgoing only - Res.			UEPSR	UEPRO	1.89	9.93	9.19	3.66	2.92							20.35	10.54	13.32	1.40
	Exchange Ports - 2-Wire VG unbundled TN extended local dialing parity Port with Caller ID - Res.			UEPSR	UEPAQ	1.89	9.93	9.19	3.66	2.92							20.35	10.54	13.32	1.40
	Exchange Ports - 2-Wire VG unbundled Tennessee Area Plus with Caller ID - Res (AC7)			UEPSR	UEPAH	1.89	9.93	9.19	3.66	2.92							20.35	10.54	13.32	1.40
	Exchange Ports - 2-Wire VG unbundled Tennessee Area Calling port with Caller ID - Res (F2R)			UEPSR	UEPAK	1.89	9.93	9.19	3.66	2.92							20.35	10.54	13.32	1.40
	Exchange Ports - 2-Wire VG unbundled Tennessee Area Calling port with Caller ID - Res (TACER)			UEPSR	UEPAL	1.89	9.93	9.19	3.66	2.92							20.35	10.54	13.32	1.40
	Exchange Ports - 2-Wire VG unbundled Tennessee Area Calling port with Caller ID - Res (TACSR)			UEPSR	UEPAM	1.89	9.93	9.19	3.66	2.92							20.35	10.54	13.32	1.40
	Exchange Ports - 2-Wire VG unbundled Tennessee Area Calling port with Caller ID - Res (1MF2X)			UEPSR	UEPAN	1.89	9.93	9.19	3.66	2.92							20.35	10.54	13.32	1.40
	Exchange Ports - 2-Wire VG unbundled Tennessee Area Calling port with Caller ID - Res (2MR)			UEPSR	UEPAO	1.89	9.93	9.19	3.66	2.92							20.35	10.54	13.32	1.40
	Exchange Ports - 2-Wire VG unbundled res, low usage line port with Caller ID (LUM)			UEPSR	UEPAP	1.89	9.93	9.19	3.66	2.92							20.35	10.54	13.32	1.40
	Exchange Port - 2-Wire VG Tennessee Residence Dialing Plan without Caller ID			UEPSR	UEPWN	1.89	9.93	9.19	3.66	2.92							20.35	10.54	13.32	1.40
	Exchange Port - 2-Wire VG Tennessee Residence Area Plus without Caller ID			UEPSR	UEPRR	1.89	9.93	9.19	3.66	2.92							20.35	10.54	13.32	1.40
	2-Wire voice unbundled Low Usage Line Port without Caller ID Capability			UEPSR	UEPRT	1.89	9.93	9.19	3.66	2.92							20.35	10.54	13.32	1.40
	Subsequent Activity			UEPSR	USASC	0.00	0.00	0.00									20.35	10.54	13.32	1.40
FEATURES																				
	All Available Vertical Features			UEPSR	UEPVF	0.00	0.00	0.00									20.35	10.54	13.32	1.40
2-WIRE VOICE GRADE LINE PORT RATES (BUS)																				
	Exchange Ports - 2-Wire Analog Line Port without Caller ID - Bus			UEPSB	UEPBL	1.89	9.93	9.19	3.66	2.92							20.35	10.54	13.32	1.40
	Exchange Ports - 2-Wire VG unbundled Line Port with unbundled port with Caller+E484 ID - Bus.			UEPSB	UEPBC	1.89	9.93	9.19	3.66	2.92							20.35	10.54	13.32	1.40
	Exchange Ports - 2-Wire Analog Line Port outgoing only - Bus.			UEPSB	UEPBO	1.89	9.93	9.19	3.66	2.92							20.35	10.54	13.32	1.40
	Exchange Ports - 2-Wire VG unbundled TN extended local dialing parity Port with Caller ID - Bus.			UEPSB	UEPAV	1.89	9.93	9.19	3.66	2.92							20.35	10.54	13.32	1.40
	Exchange Ports - 2-Wire VG unbundled incoming only port with Caller ID - Bus			UEPSB	UEPB1	1.89	9.93	9.19	3.66	2.92							20.35	10.54	13.32	1.40
	Exchange Ports - 2-Wire VG unbundled TN Bus 2-Way Area Calling Port Economy Option - Bus (TACC1)			UEPSB	UEPAC	1.89	9.93	9.19	3.66	2.92							20.35	10.54	13.32	1.40
	Exchange Ports - 2-Wire VG unbundled TN Bus 2-Way Area Calling Port Standard Option - Bus (TACC2)			UEPSB	UEPAD	1.89	9.93	9.19	3.66	2.92							20.35	10.54	13.32	1.40
	Exchange Ports - 2-W VG unbundled TN Bus 2-Way Collierville & Memphis Local Calling Port - Bus (B2F)			UEPSB	UEPAE	1.89	9.93	9.19	3.66	2.92							20.35	10.54	13.32	1.40
	Exchange Ports - 2-W VG unbundled TN Bus 2-Way Collierville & Memphis Local Calling Port			UEPSB	UEPB2	1.89	9.93	9.19	3.66	2.92							20.35	10.54	13.32	1.40
	Exchange Ports - 2-W VG unbundled TN, Business Line Inward, Collierville & Memphis Local Calling Plan			UEPSB	UEPB3	1.89	9.93	9.19	3.66	2.92							20.35	10.54	13.32	1.40

UNBUNDLED NETWORK ELEMENTS - Tennessee										Attachment: 2		Exhibit: C						
CATEGORY	RATE ELEMENTS	Interim	Zone	BCS	USOC	RATES(\$)	Svc Order Submitted Elec per LSR	Svc Order Submitted Manually per LSR	Incremental Charge - Manual Svc Order vs. Electronic-1st	Incremental Charge - Manual Svc Order vs. Electronic-Add'l	Incremental Charge - Manual Svc Order vs. Electronic-Disc 1st	Incremental Charge - Manual Svc Order vs. Electronic-Disc Add'l						
													Rec	Nonrecurring First	Add'l	Nonrecurring First	Disconnect Add'l	OSS Rates(\$)
													SOMEc	SOMAN	SOMAN	SOMAN	SOMAN	SOMAN
	Exchange Ports - 2-Wire Voice Tennessee Business Dialing Plan without Caller ID			UEPSB	UEPWO	1.89	9.93	9.19	3.66	2.92			20.35	10.54	13.32	1.40		
	2-Wire voice unbundled Incoming Only Port without Caller ID Capability			UEPSB	UEPBE	1.89	9.93	9.19	3.66	2.92			20.35	10.54	13.32	1.40		
	Subsequent Activity			UEPSB	USASC	0.00	0.00	0.00					20.35	10.54	13.32	1.40		
	FEATURES																	
	All Available Vertical Features			UEPSB	UEPVF	0.00	0.00	0.00					20.35	10.54	13.32	1.40		
	EXCHANGE PORT RATES (DID & PBX)																	
	2-Wire VG Unbundled 2-Way PBX Trunk - Res			UEPSE	UEPRD	1.79	9.93	9.19	3.66	2.92			20.35	10.54	13.32	1.40		
	2-Wire VG Line Side Unbundled 2-Way PBX Trunk - Bus			UEPSP	UEPPC	1.79	9.93	9.19	3.66	2.92			20.35	10.54	13.32	1.40		
	2-Wire VG Line Side Unbundled Outward PBX Trunk - Bus			UEPSP	UEPPO	1.79	9.93	9.19	3.66	2.92			20.35	10.54	13.32	1.40		
	2-Wire VG Line Side Unbundled Incoming PBX Trunk - Bus			UEPSP	UEPP1	1.79	9.93	9.19	3.66	2.92			20.35	10.54	13.32	1.40		
	2-Wire Analog Long Distance Terminal PBX Trunk - Bus			UEPSP	UEPLD	1.79	9.93	9.19	3.66	2.92			20.35	10.54	13.32	1.40		
	2-Wire Analog TN 2-Way Calling Plan PBX Trunk - Bus			UEPSP	UEPT2	1.79	9.93	9.19	3.66	2.92			20.35	10.54	13.32	1.40		
	2-Wire TN Outward Calling Plan PBX Trunk - Bus			UEPSP	UEPTO	1.79	9.93	9.19	3.66	2.92			20.35	10.54	13.32	1.40		
	2-Wire Voice Unbundled PBX LD Terminal Ports			UEPSP	UEPLD	1.79	9.93	9.19	3.66	2.92			20.35	10.54	13.32	1.40		
	2-Wire Voice Unbundled 2-Way PBX Tennessee Calling Port			UEPSP	UEPT2	1.79	9.93	9.19	3.66	2.92			20.35	10.54	13.32	1.40		
	2-Wire Voice Unbundled 1-Way Outgoing PBX Tennessee Calling Port			UEPSP	UEPTO	1.79	9.93	9.19	3.66	2.92			20.35	10.54	13.32	1.40		
	2-Wire Vce Unbundled 2-Way PBX Usage Port			UEPSP	UEPXA	1.79	9.93	9.19	3.66	2.92			20.35	10.54	13.32	1.40		
	2-Wire Voice Unbundled PBX Toll Terminal Hotel Ports			UEPSP	UEPXB	1.79	9.93	9.19	3.66	2.92			20.35	10.54	13.32	1.40		
	2-Wire Voice Unbundled PBX LD DDD Terminals Port			UEPSP	UEPXC	1.79	9.93	9.19	3.66	2.92			20.35	10.54	13.32	1.40		
	2-Wire Voice Unbundled PBX LD Terminal Switchboard Port			UEPSP	UEPXD	1.79	9.93	9.19	3.66	2.92			20.35	10.54	13.32	1.40		
	2-Wire Voice Unbundled PBX LD Terminal Switchboard IDD Capable Port			UEPSP	UEPXE	1.79	9.93	9.19	3.66	2.92			20.35	10.54	13.32	1.40		
	2-Wire Voice Unbundled 2-Way PBX Hotel/Hospital Economy Administrative Calling Port			UEPSP	UEPXL	1.79	9.93	9.19	3.66	2.92			20.35	10.54	13.32	1.40		
	2-Wire Voice Unbundled 2-Way PBX Hotel/Hospital Economy Room Calling Port			UEPSP	UEPXM	1.79	9.93	9.19	3.66	2.92			20.35	10.54	13.32	1.40		
	2-Wire Voice Unbundled 1-Way Out PBX Hotel/Hospital Economy Administrative Calling Port TN Calling Port			UEPSP	UEPXM	1.79	9.93	9.19	3.66	2.92			20.35	10.54	13.32	1.40		
	2-Wire Voice Unbundled 1-Way Outgoing PBX Hotel/Hospital Discount Room Calling Port			UEPSP	UEPXM	1.79	9.93	9.19	3.66	2.92			20.35	10.54	13.32	1.40		
	2-Wire Voice Unbundled 1-Way Outgoing PBX Hotel/Hospital Discount Room Calling Port			UEPSP	UEPXM	1.79	9.93	9.19	3.66	2.92			20.35	10.54	13.32	1.40		
	Unbundled Exchange Ports, PBX Trunk Combination, Collierville and Memphis Local Calling Plan			UEPSP	UEPA6	1.79	9.93	9.19	3.66	2.92			20.35	10.54	13.32	1.40		
	Unbundled Exchange Ports, PBX Trunk Combination, first trunk, Collierville and Memphis Local Calling Plan			UEPSP	UEPA7	1.79	9.93	9.19	3.66	2.92			20.35	10.54	13.32	1.40		
	2-Wire Voice Unbundled 1-Way Outgoing PBX Measured Port			UEPSP	UEPXS	1.79	9.93	9.19	3.66	2.92			20.35	10.54	13.32	1.40		
	2-Wire Voice Unbundled PBX Collierville and Memphis Calling Port			UEPSP	UEPXU	1.79	9.93	9.19	3.66	2.92			20.35	10.54	13.32	1.40		
	2-Wire Voice Unbundled 2-Way PBX Tennessee RegionServ Calling Port			UEPSP	UEPXV	1.79	9.93	9.19	3.66	2.92			20.35	10.54	13.32	1.40		
	Subsequent Activity			UEPSP	USASC	0.00	0.00	0.00					20.35	10.54	13.32	1.40		
	FEATURES																	
	All Available Vertical Features			UEPSP	UEPSE	0.00	0.00	0.00					20.35	10.54	13.32	1.40		
	EXCHANGE PORT RATES (COIN)																	
	Exchange Ports - Coin Port					2.11	9.93	9.19	3.66	2.92			20.35	10.54	13.32	1.40		
	NOTE: Transmission/usage charges associated with POTS circuit switched usage will also apply to circuit switched voice and/or circuit switched data transmission by B-Channels associated with 2-wire ISDN ports.																	
	NOTE: Access to B Channel or D Channel Packet capabilities will be available only through BFR/New Business Request Process. Rates for the packet capabilities will be determined via the Bona Fide Request/New Business Request Process.																	
	UNBUNDLED LOCAL EXCHANGE SWITCHING(PORTS)																	
	EXCHANGE PORT RATES																	
	Exchange Ports - 2-Wire DID Port			UEPEX	UEPP2	8.97	47.75	47.01	9.21	8.47			20.35	10.54	13.32	1.40		
	Exchange Ports - DDITS Port - 4-Wire DS1 Port with DID capability			UEPDD	UEPDD	35.74	75.93	38.15	8.77	8.04			20.35	10.54	13.32	1.40		
	Exchange Ports - 2-Wire ISDN Port (See Notes below.)			UEPTX	UEPSX	16.26	30.23	29.49	4.10	4.10			20.35	10.54	13.32	1.40		
	NOTE: Transmission/usage charges associated with POTS circuit switched usage will also apply to circuit switched voice and/or circuit switched data transmission by B-Channels associated with 2-wire ISDN ports.																	
	NOTE: Access to B Channel or D Channel Packet capabilities will be available only through BFR/New Business Request Process. Rates for the packet capabilities will be determined via the Bona Fide Request/New Business Request Process.																	
	Exchange Ports - 2-Wire ISDN Port -- Channel Profiles			UEPTX	UEPSX	0.00	0.00	0.00										
	Exchange Ports - 4-Wire ISDN DS1 Port			UEPEX	UEPEX	75.04	148.66	147.18	38.46	36.98			20.35	10.54	13.32	1.40		

UNBUNDLED NETWORK ELEMENTS - Tennessee										Attachment: 2		Exhibit: C				
CATEGORY	RATE ELEMENTS	Interim	Zone	BCS	USOC	RATES(\$)				Svc Order Submitted Elec per LSR	Svc Order Submitted Manually per LSR	Incremental Charge - Manual Svc Order vs. Electronic-1st	Incremental Charge - Manual Svc Order vs. Electronic-Add'l	Incremental Charge - Manual Svc Order vs. Electronic-Disc 1st	Incremental Charge - Manual Svc Order vs. Electronic-Disc Add'l	
						Rec	Nonrecurring First	Add'l	Nonrecurring First							Disconnect Add'l
UNBUNDLED PORT with REMOTE CALL FORWARDING CAPABILITY																
UNBUNDLED REMOTE CALL FORWARDING SERVICE - RESIDENCE																
	Unbundled Remote Call Forwarding Service, Area Calling, Res			UEPVR	UERAC	1.89	9.93	9.19	3.66	2.92			20.35	10.54	13.32	1.40
	Unbundled Remote Call Forwarding Service, Local Calling - Res			UEPVR	UERLC	1.89	9.93	9.19	3.66	2.92			20.35	10.54	13.32	1.40
	Unbundled Remote Call Forwarding Service, InterLATA - Res			UEPVR	UERTE	1.89	9.93	9.19	3.66	2.92			20.35	10.54	13.32	1.40
	Unbundled Remote Call Forwarding Service, IntraLATA - Res			UEPVR	UERTR	1.89	9.93	9.19	3.66	2.92			20.35	10.54	13.32	1.40
Non-Recurring																
	Unbundled Remote Call Forwarding Service - Conversion - Switch-as-is			UEPVR	USAC2		1.03	0.29					20.35	10.54	13.32	1.40
	Unbundled Remote Call Forwarding Service - Conversion with allowed change (PIC and LPIC)			UEPVR	USACC		1.03	0.29								
UNBUNDLED REMOTE CALL FORWARDING - Bus																
	Unbundled Remote Call Forwarding Service, Area Calling - Bus			UEPVB	UERAC	1.89	9.93	9.19	3.66	2.92			20.35	10.54	13.32	1.40
	Unbundled Remote Call Forwarding Service, Local Calling - Bus			UEPVB	UERLC	1.89	9.93	9.19	3.66	2.92			20.35	10.54	13.32	1.40
	Unbundled Remote Call Forwarding Service, InterLATA - Bus			UEPVB	UERTE	1.89	9.93	9.19	3.66	2.92			20.35	10.54	13.32	1.40
	Unbundled Remote Call Forwarding Service, IntraLATA - Bus			UEPVB	UERTR	1.89	9.93	9.19	3.66	2.92			20.35	10.54	13.32	1.40
	Unbundled Remote Call Forwarding Service Expanded and Exception Local Calling			UEPVB	UERVJ	1.89	9.93	9.19	3.66	2.92			20.35	10.54	13.32	1.40
Non-Recurring																
	Unbundled Remote Call Forwarding Service - Conversion - Switch-as-is			UEPVB	USAC2		1.03	0.29					20.35	10.54	13.32	1.40
	Unbundled Remote Call Forwarding Service - Conversion with allowed change (PIC and LPIC)			UEPVB	USACC		1.03	0.29								
UNBUNDLED LOCAL SWITCHING, PORT USAGE																
End Office Switching (Port Usage)																
	End Office Switching Function, Per MOU										0.0008041					
Tandem Switching (Port Usage) (Local or Access Tandem)																
	Tandem Switching Function Per MOU										0.0009778					
Common Transport																
	Common Transport - Per Mile, Per MOU										0.0000064					
	Common Transport - Facilities Termination Per MOU										0.0003871					
UNBUNDLED PORT/LOOP COMBINATIONS - COST BASED RATES																
Cost Based Rates are applied where BellSouth is required by FCC and/or State Commission rule to provide Unbundled Local Switching or Switch Ports.																
Features shall apply to the Unbundled Port/Loop Combination - Cost Based Rate section in the same manner as they are applied to the Stand-Alone Unbundled Port section of this Rate Exhibit.																
End Office and Tandem Switching Usage and Common Transport Usage rates in the PORT section of this rate exhibit shall apply to all combinations of loop/port network elements except for UNE Coin Port/Loop Combinations.																
The first and additional Port nonrecurring charges apply to Not Currently Combined Combos. For Currently Combined Combos the nonrecurring charges shall be those identified in the Nonrecurring - Currently Combined sections.																
2-WIRE VOICE GRADE LOOP WITH 2-WIRE LINE PORT (RES)																
UNE Port/Loop Combination Rates																
	2-Wire VG Loop/Port Combo - Zone 1		1								14.18					
	2-Wire VG Loop/Port Combo - Zone 2		2								18.01					
	2-Wire VG Loop/Port Combo - Zone 3		3								23.02					
UNE Loop Rates																
	2-Wire Voice Grade Loop (SL1) - Zone 1		1	UEPRX	UEPLX						12.48					
	2-Wire Voice Grade Loop (SL1) - Zone 2		2	UEPRX	UEPLX						16.31					
	2-Wire Voice Grade Loop (SL1) - Zone 3		3	UEPRX	UEPLX						21.32					
2-Wire Voice Grade Line Port Rates (Res)																
	2-Wire voice unbundled port - residence			UEPRX	UEPRL	1.70	22.14	15.25	8.45	3.91			15.69			
	2-Wire voice unbundled port with Caller ID - res			UEPRX	UEPRC	1.70	22.14	15.25	8.45	3.91			15.69			
	2-Wire voice unbundled port outgoing only - res			UEPRX	UEPRO	1.70	22.14	15.25	8.45	3.91			15.69			
	2-Wire voice Grade unbundled Tennessee extended local dialing parity port with Caller ID - res			UEPRX	UEPAQ	1.70	22.14	15.25	8.45	3.91			15.69			
	2-Wire voice unbundled Tennessee Area Plus with Caller ID - res (AC7)			UEPRX	UEPAH	1.70	22.14	15.25	8.45	3.91			15.69			
	2-Wire voice unbundled Tennessee Area Calling port with Caller ID - res (F2R)			UEPRX	UEPAK	1.70	22.14	15.25	8.45	3.91			15.69			

UNBUNDLED NETWORK ELEMENTS - Tennessee										Attachment: 2		Exhibit: C				
CATEGORY	RATE ELEMENTS	Interim	Zone	BCS	USOC	RATES(\$)				Svc Order Submitted Elec per LSR	Svc Order Submitted Manually per LSR	Incremental Charge - Manual Svc Order vs. Electronic-1st	Incremental Charge - Manual Svc Order vs. Electronic-Add'l	Incremental Charge - Manual Svc Order vs. Electronic-Disc 1st	Incremental Charge - Manual Svc Order vs. Electronic-Disc Add'l	
						Rec	Nonrecurring First	Add'l	Nonrecurring First							Disconnect Add'l
											SOME C	SOMAN	SOMAN	SOMAN	SOMAN	SOMAN
	2-Wire voice unbundled Tennessee Area Calling port with Caller ID - res (TACER)			UEPRX	UEPAL	1.70	22.14	15.25	8.45	3.91		15.69				
	2-Wire voice unbundled Tennessee Area Calling port with Caller ID - res (TACSR)			UEPRX	UEPAM	1.70	22.14	15.25	8.45	3.91		15.69				
	2-Wire voice unbundled Tennessee Area Calling port with Caller ID - res (1MF2X)			UEPRX	UEPAN	1.70	22.14	15.25	8.45	3.91		15.69				
	2-Wire voice unbundled Tennessee Area Calling port with Caller ID - res (2MR)			UEPRX	UEPAO	1.70	22.14	15.25	8.45	3.91		15.69				
	2-Wire voice unbundles res, low usage line port with Caller ID (LUM)			UEPRX	UEPAP	1.70	22.14	15.25	8.45	3.91		15.69				
	2-Wire Voice Unbundled Tennessee Residence Dialing Plan without Caller ID			UEPRX	UEPWN	1.70	22.14	15.25	8.45	3.91		15.69				
	2-Wire voice unbundled Tennessee Area Plus Port without Caller ID Capability			UEPRX	UEPRR	1.70	22.14	15.25	8.45	3.91		15.69				
	2-Wire voice unbundled Low Usage Line Port without Caller ID Capability			UEPRX	UEPRT	1.70	22.14	15.25	8.45	3.91		15.69				
FEATURES																
	All Features Offered			UEPRX	UEPVF	0.00	0.00	0.00				15.69				
LOCAL NUMBER PORTABILITY																
	Local Number Portability (1 per port)			UEPRX	LNPCX	0.35										
NONRECURRING CHARGES (NRCs) - CURRENTLY COMBINED																
	2-Wire Voice Grade Loop / Line Port Combination - Conversion - Switch-as-is			UEPRX	USAC2		1.03	0.29				15.69				
	2-Wire Voice Grade Loop / Line Port Combination - Conversion - Switch with change			UEPRX	USACC		1.03	0.29				15.69				
	2-Wire Voice Grade Loop / Line Port Combination - Conversion - Subsequent Database Update						0.76					15.69				
ADDITIONAL NRCs																
	2-Wire Voice Grade Loop/Line Port Combination - Subsequent Activity			UEPRX	USAS2	0.00	0.00	0.00				15.69				
2-WIRE VOICE GRADE LOOP WITH 2-WIRE LINE PORT (BUS)																
UNE Port/Loop Combination Rates																
	2-Wire VG Loop/Port Combo - Zone 1		1				14.18									
	2-Wire VG Loop/Port Combo - Zone 2		2				18.01									
	2-Wire VG Loop/Port Combo - Zone 3		3				23.02									
UNE Loop Rates																
	2-Wire Voice Grade Loop (SL1) - Zone 1		1	UEPBX	UEPLX		12.48									
	2-Wire Voice Grade Loop (SL1) - Zone 2		2	UEPBX	UEPLX		16.31									
	2-Wire Voice Grade Loop (SL1) - Zone 3		3	UEPBX	UEPLX		21.32									
2-Wire Voice Grade Line Port (Bus)																
	2-Wire voice unbundled port without Caller ID - bus			UEPBX	UEPBL	1.70	22.14	15.25	8.45	3.91		15.69				
	2-Wire voice unbundled port with Caller + E484 ID - bus			UEPBX	UEPBC	1.70	22.14	15.25	8.45	3.91		15.69				
	2-Wire voice unbundled port outgoing only - bus			UEPBX	UEPBO	1.70	22.14	15.25	8.45	3.91		15.69				
	2-Wire voice Grade unbundled Tennessee extended local dialing parity port with Caller ID - bus			UEPBX	UEPAV	1.70	22.14	15.25	8.45	3.91		15.69				
	2-Wire voice unbundled incoming only port with Caller ID - Bus			UEPBX	UEPB1	1.70	22.14	15.25	8.45	3.91		15.69				
	2-Wire voice unbundled Tennessee Bus 2-Way Area Calling Port Economy Option (TACC1)			UEPBX	UEPAC	1.70	22.14	15.25	8.45	3.91		15.69				
	2-Wire voice unbundled Tennessee Bus 2-Way Area Calling Port Standard Option (TACC2)			UEPBX	UEPAD	1.70	22.14	15.25	8.45	3.91		15.69				
	2-Wire voice unbundled Tennessee Bus 2-Way Collierville and Memphis Local Calling Port (B2F)			UEPBX	UEPAE	1.70	22.14	15.25	8.45	3.91		15.69				
	2-Wire Voice Unbundled Tennessee Business Dialing Plan without Caller ID			UEPBX	UEPWO	1.70	22.14	15.25	8.45	3.91		15.69				
	Tennessee Inward Collierville and Memphis Local Calling Plan (BUS)			UEPBX	UEPB2	1.70	22.14	15.25	8.45	3.91		15.69				
	Tennessee 2-Way Collierville and Memphis Local Calling Plan (BUS)			UEPBX	UEPB3	1.70	22.14	15.25	8.45	3.91		15.69				

UNBUNDLED NETWORK ELEMENTS - Tennessee										Attachment: 2		Exhibit: C			
CATEGORY	RATE ELEMENTS	Interim	Zone	BCS	USOC	RATES(\$)				Svc Order Submitted Elec per LSR	Svc Order Submitted Manually per LSR	Incremental Charge - Manual Svc Order vs. Electronic-1st	Incremental Charge - Manual Svc Order vs. Electronic-Add'l	Incremental Charge - Manual Svc Order vs. Electronic-Disc 1st	Incremental Charge - Manual Svc Order vs. Electronic-Disc Add'l
						Rec	Nonrecurring First	Add'l	Nonrecurring First						
	2-Wire voice unbundled Incoming Only Port without Caller ID Capability			UEPBX	UEPBE	1.70	22.14	15.25	8.45	3.91		15.69			
LOCAL NUMBER PORTABILITY															
	Local Number Portability (1 per port)			UEPBX	LNPCX	0.35									
FEATURES															
	All Features Offered			UEPBX	UEPVF	0.00	0.00	0.00				15.69			
NONRECURRING CHARGES (NRCs) - CURRENTLY COMBINED															
	2-Wire Voice Grade Loop / Line Port Combination - Conversion - Switch-as-is			UEPBX	USAC2		1.03	0.29				15.69			
	2-Wire Voice Grade Loop / Line Port Combination - Conversion - Switch with change			UEPBX	USACC		1.03	0.29				15.69			
	2-Wire Voice Grade Loop / Line Port Combination - Conversion - Subsequent Database Update						0.76					15.69			
ADDITIONAL NRCs															
	2-Wire Voice Grade Loop/Line Port Combination - Subsequent Activity			UEPBX	USAS2	0.00	0.00	0.00				15.69			
2-WIRE VOICE GRADE LOOP WITH 2-WIRE LINE PORT (RES - PBX)															
UNE Port/Loop Combination Rates															
	2-Wire VG Loop/Port Combo - Zone 1		1				14.18								
	2-Wire VG Loop/Port Combo - Zone 2		2				18.01								
	2-Wire VG Loop/Port Combo - Zone 3		3				23.02								
	2-Wire Voice Grade Loop (SL 1) - Zone 1		1	UEPRG	UEPLX		12.48								
	2-Wire Voice Grade Loop (SL 1) - Zone 2		2	UEPRG	UEPLX		16.31								
	2-Wire Voice Grade Loop (SL 1) - Zone 3		3	UEPRG	UEPLX		21.32								
2-Wire Voice Grade Line Port Rates (RES - PBX)															
	2-Wire VG Unbundled Combination 2-Way PBX Trunk Port - Res			UEPRG	UEPRD	1.70	22.14	15.25	8.45	3.91		15.69			
LOCAL NUMBER PORTABILITY															
	Local Number Portability (1 per port)			UEPRG	LNPCP	3.15	0.00	0.00				15.69			
FEATURES															
	All Features Offered			UEPRG	UEPVF	0.00	0.00	0.00				15.69			
NONRECURRING CHARGES (NRCs) - CURRENTLY COMBINED															
	2-Wire Voice Grade Loop/ Line Port Combination (PBX) - Conversion - Switch-As-Is			UEPRG	USAC2		1.03	0.29				15.69			
	2-Wire Voice Grade Loop/ Line Port Combination (PBX) - Conversion - Switch with Change			UEPRG	USACC		1.03	0.29				15.69			
	2-Wire Voice Grade Loop / Line Port Combination - Conversion - Subsequent Database Update						0.76					15.69			
ADDITIONAL NRCs															
	2-Wire Voice Grade Loop/ Line Port Combination (PBX) - Subsequent Activity			UEPRG	USAS2	0.00	0.00	0.00				15.69			
	PBX Subsequent Activity - Change/Rearrange Multiline Hunt Group						14.64	14.64				15.69			
2-WIRE VOICE GRADE LOOP WITH 2-WIRE LINE PORT (BUS - PBX)															
UNE Port/Loop Combination Rates															
	2-Wire VG Loop/Port Combo - Zone 1		1				14.18								
	2-Wire VG Loop/Port Combo - Zone 2		2				18.01								
	2-Wire VG Loop/Port Combo - Zone 3		3				23.02								
UNE Loop Rates															
	2-Wire Voice Grade Loop (SL 1) - Zone 1		1	UEPPX	UEPLX		12.48								
	2-Wire Voice Grade Loop (SL 1) - Zone 2		2	UEPPX	UEPLX		16.31								
	2-Wire Voice Grade Loop (SL 1) - Zone 3		3	UEPPX	UEPLX		21.32								
2-Wire Voice Grade Line Port Rates (BUS - PBX)															
	Line Side Unbundled Combination 2-Way PBX Trunk Port - Bus			UEPPX	UEPPC	1.70	22.14	15.25	8.45	3.91		15.69			
	Line Side Unbundled Outward PBX Trunk Port - Bus			UEPPX	UEPPO	1.70	22.14	15.25	8.45	3.91		15.69			
	Line Side Unbundled Incoming PBX Trunk Port - Bus			UEPPX	UEPPI	1.70	22.14	15.25	8.45	3.91		15.69			
	2-Wire Voice Unbundled PBX LD Terminal Ports			UEPPX	UEPLD	1.70	22.14	15.25	8.45	3.91		15.69			

UNBUNDLED NETWORK ELEMENTS - Tennessee										Attachment: 2		Exhibit: C			
CATEGORY	RATE ELEMENTS	Interim	Zone	BCS	USOC	RATES(\$)				Svc Order Submitted Elec per LSR	Svc Order Submitted Manually per LSR	Incremental Charge - Manual Svc Order vs. Electronic-1st	Incremental Charge - Manual Svc Order vs. Electronic-Add'l	Incremental Charge - Manual Svc Order vs. Electronic-Disc 1st	Incremental Charge - Manual Svc Order vs. Electronic-Disc Add'l
						Rec	Nonrecurring First	Add'l	Nonrecurring First						
										SOMEc	SOMAN	SOMAN	SOMAN	SOMAN	SOMAN
	2-Wire Voice Unbundled 2-Way Combination PBX Tennessee Calling Port			UEPPX	UEPT2	1.70	22.14	15.25	8.45	3.91		15.69			
	2-Wire Voice Unbundled 1-Way Outgoing PBX Tennessee Calling Port			UEPPX	UEPTO	1.70	22.14	15.25	8.45	3.91		15.69			
	2-Wire Voice Unbundled 2-Way Combination PBX Usage Port			UEPPX	UEPXA	1.70	22.14	15.25	8.45	3.91		15.69			
	2-Wire Voice Unbundled PBX Toll Terminal Hotel Ports			UEPPX	UEPXB	1.70	22.14	15.25	8.45	3.91		15.69			
	2-Wire Voice Unbundled PBX LD DDD Terminals Port			UEPPX	UEPXC	1.70	22.14	15.25	8.45	3.91		15.69			
	2-Wire Voice Unbundled PBX LD Terminal Switchboard Port			UEPPX	UEPXD	1.70	22.14	15.25	8.45	3.91		15.69			
	2-Wire Voice Unbundled PBX LD Terminal Switchboard IDD Capable Port			UEPPX	UEPXE	1.70	22.14	15.25	8.45	3.91		15.69			
	2-Wire Voice Unbundled 2-Way PBX Hotel/Hospital Economy Administrative Calling Port			UEPPX	UEPXL	1.70	22.14	15.25	8.45	3.91		15.69			
	2-Wire Voice Unbundled 2-Way PBX Hotel/Hospital Economy Room Calling Port			UEPPX	UEPXM	1.70	22.14	15.25	8.45	3.91		15.69			
	2-Wire Voice Unbundled 1W Out PBX Hotel/Hospital Economy Administrative Calling Port TN Calling Port			UEPPX	UEPXN	1.70	22.14	15.25	8.45	3.91		15.69			
	2-Wire Voice Unbundled 1-Way Outgoing PBX Hotel/Hospital Discount Room Calling Port			UEPPX	UEPXO	1.70	22.14	15.25	8.45	3.91		15.69			
	2-Wire Voice Unbundled 1-Way Outgoing PBX Measured Port			UEPPX	UEPXS	1.70	22.14	15.25	8.45	3.91		15.69			
	2-Wire Voice Unbundled PBX Collierville and Memphis Calling Port			UEPPX	UEPXU	1.70	22.14	15.25	8.45	3.91		15.69			
	2-Wire Voice Unbundled 2-Way PBX Tennessee RegionServ Calling Port			UEPPX	UEPXV	1.70	22.14	15.25	8.45	3.91		15.69			
	Tennessee PBX 2-Way Combo Each Additional Trunk Collierville and Memphis Local Calling Plan			UEPPX	UEPA6	1.70	22.14	15.25	8.45	3.91		15.69			
	Tennessee PBX 2-Way Combo First Trunk Collierville and Memphis Local Calling Plan			UEPPX	UEPA7	1.70	22.14	15.25	8.45	3.91		15.69			
LOCAL NUMBER PORTABILITY															
	Local Number Portability (1 per port)			UEPPX	LNPCP	3.15	0.00	0.00				15.69			
FEATURES															
	All Features Offered			UEPPX	UEPVF	0.00	0.00	0.00				15.69			
NONRECURRING CHARGES (NRCs) - CURRENTLY COMBINED															
	2-Wire Voice Grade Loop/ Line Port Combination (PBX) - Conversion - Switch-As-Is			UEPPX	USAC2		1.03	0.29				15.69			
	2-Wire Voice Grade Loop/ Line Port Combination (PBX) - Conversion - Switch with Change			UEPPX	USACC		1.03	0.29				15.69			
	2-Wire Voice Grade Loop / Line Port Combination - Conversion - Subsequent Database Update						0.76					15.69			
ADDITIONAL NRCs															
	2-Wire Voice Grade Loop/ Line Port Combination (PBX) - Subsequent Activity			UEPPX	USAS2	0.00	0.00	0.00				15.69			
	PBX Subsequent Activity - Change/Rearrange Multiline Hunt Group						14.64	14.64				15.69			
UNE Port/Loop Combination Rates															
	2-Wire VG Coin Port/Loop Combo - Zone 1		1			14.18									
	2-Wire VG Coin Port/Loop Combo - Zone 2		2			18.01									
	2-Wire VG Coin Port/Loop Combo - Zone 3		3			23.02									
UNE Loop Rates															
	2-Wire Voice Grade Loop (SL1) - Zone 1		1	UEPCO	UEPLX	12.48									
	2-Wire Voice Grade Loop (SL1) - Zone 2		2	UEPCO	UEPLX	16.31									
	2-Wire Voice Grade Loop (SL1) - Zone 3		3	UEPCO	UEPLX	21.32									
2-Wire Voice Grade Line Ports (COIN)															
	2-Wire Coin 2-Way without Operator Screening and without Blocking (TN)			UEPCO	UEPTB	1.70	22.14	15.25	8.45	3.91		15.69			
	2-Wire Coin 2-Way with Operator Screening and Blocking: 011, 900/976, 1+DDD (NC, TN)			UEPCO	UEPRP	1.70	22.14	15.25	8.45	3.91		15.69			
	2-Wire Coin 2-Way with Operator Screening and 011 Blocking (TN)			UEPCO	UEPTA	1.70	22.14	15.25	8.45	3.91		15.69			

UNBUNDLED NETWORK ELEMENTS - Tennessee										Attachment: 2		Exhibit: C							
CATEGORY	RATE ELEMENTS	Interim	Zone	BCS	USOC	RATES(\$)	Svc Order Submitted Elec per LSR	Svc Order Submitted Manually per LSR	Incremental Charge - Manual Svc Order vs. Electronic-1st	Incremental Charge - Manual Svc Order vs. Electronic-Add'l	Incremental Charge - Manual Svc Order vs. Electronic-Disc 1st	Incremental Charge - Manual Svc Order vs. Electronic-Disc Add'l							
													Rec	Nonrecurring First	Add'l	Nonrecurring First	Disconnect Add'l	OSS Rates(\$)	
													SOMEc	SOMAN	SOMAN	SOMAN	SOMAN	SOMAN	
	2-Wire Coin 2-Way with Operator Screening: 900 Blocking: 900/976, 1+DDD, 011+, and Local (NC, TN)			UEPCO	UEPCA	1.70	22.14	15.25	8.45	3.91		15.69							
	2-Wire Coin Outward with Operator Screening and 011 Blocking (TN)			UEPCO	UEPTC	1.70	22.14	15.25	8.45	3.91		15.69							
	2-Wire Coin Outward with Operator Screening and Blocking: 900/976, 1+DDD, 011+, and Local (TN)			UEPCO	UEPOT	1.70	22.14	15.25	8.45	3.91		15.69							
	2-Wire 2-Way Smartline with 900/976 (all states except LA)			UEPCO	UEPCK	1.88						15.69							
	2-Wire Coin Outward Smartline with 900/976 (all states except LA)			UEPCO	UEPCR	1.88						15.69							
ADDITIONAL UNE COIN PORT/LOOP (RC)																			
	UNE Coin Port/Loop Combo Usage (Flat Rate)			UEPCO	URECU	3.45	0.00	0.00				15.69							
	Local Number Portability (1 per port)			UEPCO	LNPCX	0.35													
	2-Wire Voice Grade Loop / Line Port Combination - Conversion - Switch-as-is			UEPCO	USAC2		1.03	0.29				15.69							
	2-Wire Voice Grade Loop / Line Port Combination - Conversion - Switch with change			UEPCO	USACC		1.03	0.29				15.69							
	2-Wire Voice Grade Loop/Line Port Combination - Subsequent Activity			UEPCO	USAS2	0.00	0.00	0.00				15.69							
2-WIRE VOICE LOOP/ 2WIRE VOICE GRADE IO TRANSPORT/ 2-WIRE LINE PORT (RES)																			
UNE Port/Loop Combination Rates																			
	2-Wire VG Loop/IO Tranport/Port Combo - Zone 1		1			18.45													
	2-Wire VG Loop/IO Tranport/Port Combo - Zone 2		2			23.52													
	2-Wire VG Loop/IO Tranport/Port Combo - Zone 3		3			30.17													
UNE Loop Rates																			
	2-Wire Voice Grade Loop (SL2) - Zone 1		1	UEPFR	UECF2	16.56													
	2-Wire Voice Grade Loop (SL2) - Zone 2		2	UEPFR	UECF2	21.63													
	2-Wire Voice Grade Loop (SL2) - Zone 3		3	UEPFR	UECF2	28.28													
2-Wire Voice Grade Line Port Rates (Res)																			
	2-Wire voice unbundled port - residence			UEPFR	UEPRL	1.89	84.99	57.39	32.36	20.56		15.69							
	2-Wire voice unbundled port with Caller ID - res			UEPFR	UEPRC	1.89	84.99	57.39	32.36	20.56		15.69							
	2-Wire voice unbundled port outgoing only - res			UEPFR	UEPRO	1.89	84.99	57.39	32.36	20.56		15.69							
	2-Wire voice Grade unbundled Tennessee extended local dialing parity port with Caller ID - res			UEPFR	UEPAQ	1.89	84.99	57.39	32.36	20.56		15.69							
	2-Wire voice unbundled Tennessee Area Plus with Caller ID - res (AC7)			UEPFR	UEPAH	1.89	84.99	57.39	32.36	20.56		15.69							
	2-Wire voice unbundled Tennessee Area Calling port with Caller ID - res (F2R)			UEPFR	UEPAK	1.89	84.99	57.39	32.36	20.56		15.69							
	2-Wire voice unbundled Tennessee Area Calling port with Caller ID - res (TACER)			UEPFR	UEPAL	1.89	84.99	57.39	32.36	20.56		15.69							
	2-Wire voice unbundled Tennessee Area Calling port with Caller ID - res (TACSR)			UEPFR	UEPAM	1.89	84.99	57.39	32.36	20.56		15.69							
	2-Wire voice unbundled Tennessee Area Calling port with Caller ID - res (1MF2X)			UEPFR	UEPAN	1.89	84.99	57.39	32.36	20.56		15.69							
	2-Wire voice unbundled Tennessee Area Calling port with Caller ID - res (2MR)			UEPFR	UEPAO	1.89	84.99	57.39	32.36	20.56		15.69							
	2-Wire voice unbundles res, low usage line port with Caller ID (LUM)			UEPFR	UEPAP	1.89	84.99	57.39	32.36	20.56		15.69							
	2-Wire Voice Unbundled Tennessee Residence Dialing Plan without Caller ID			UEPFR	UEPWN	1.89	84.99	57.39	32.36	20.56		15.69							
INTEROFFICE TRANSPORT																			
	Interoffice Transport - Dedicated - 2 Wire Voice Grade - Facility Termination			UEPFR	U1TV2	18.58	55.39	17.37	27.96	3.51									
	Interoffice Transport - Dedicated - 2 Wire Voice Grade - Per Mile or Fraction Mile			UEPFR	1L5XX	0.0174													
FEATURES																			
	All Features Offered			UEPFR	UEPVF	0.00	0.00	0.00				15.69							
LOCAL NUMBER PORTABILITY																			
	Local Number Portability (1 per port)			UEPFR	LNPCX	0.35													
NONRECURRING CHARGES (NRCs) - CURRENTLY COMBINED																			

UNBUNDLED NETWORK ELEMENTS - Tennessee							Attachment: 2		Exhibit: C																		
CATEGORY	RATE ELEMENTS	Interim	Zone	BCS	USOC	RATES(\$)	Svc Order Submitted Elec per LSR	Svc Order Submitted Manually per LSR	Incremental Charge - Manual Svc Order vs. Electronic-1st	Incremental Charge - Manual Svc Order vs. Electronic-Add'l	Incremental Charge - Manual Svc Order vs. Electronic-Disc 1st	Incremental Charge - Manual Svc Order vs. Electronic-Disc Add'l															
													Rec	Nonrecurring First	Add'l	Nonrecurring First	Disconnect Add'l	OSS Rates(\$)									
													SOMEc	SOMAN	SOMAN	SOMAN	SOMAN	SOMAN									
	2-Wire Loop / Dedicated IO Transport / 2 Wire Line Port Combination - Conversion - Switch-as-is			UEPFR	USAC2	16.94	3.72					15.69															
	2-Wire Loop / Dedicated IO Transport / 2 Wire Line Port Combination - Conversion - Switch-With-Change			UEPFR	USACC	16.94	3.72					15.69															
2-WIRE VOICE LOOP/ 2WIRE VOICE GRADE IO TRANSPORT/ 2-WIRE LINE PORT (BUS)																											
UNE Port/Loop Combination Rates																											
	2-Wire VG Loop/IO Tranport/Port Combo - Zone 1		1			18.45																					
	2-Wire VG Loop/IO Tranport/Port Combo - Zone 2		2			23.52																					
	2-Wire VG Loop/IO Tranport/Port Combo - Zone 3		3			30.17																					
UNE Loop Rates																											
	2-Wire Voice Grade Loop (SL2) - Zone 1		1	UEPFB	UECF2	16.56																					
	2-Wire Voice Grade Loop (SL2) - Zone 2		2	UEPFB	UECF2	21.63																					
	2-Wire Voice Grade Loop (SL2) - Zone 3		3	UEPFB	UECF2	28.28																					
2-Wire Voice Grade Line Port (Bus)																											
	2-Wire voice unbundled port without Caller ID - bus			UEPFB	UEPBL	1.89	84.99	57.39	32.36	20.56		15.69															
	2-Wire voice unbundled port with Caller + E484 ID - bus			UEPFB	UEPBC	1.89	84.99	57.39	32.36	20.56		15.69															
	2-Wire voice unbundled port outgoing only - bus			UEPFB	UEPBO	1.89	84.99	57.39	32.36	20.56		15.69															
	2-Wire voice Grade unbundled Tennessee extended local dialing parity port with Caller ID - bus			UEPFB	UEPAV	1.89	84.99	57.39	32.36	20.56		15.69															
	2-Wire voice unbundled incoming only port with Caller ID - Bus			UEPFB	UEPB1	1.89	84.99	57.39	32.36	20.56		15.69															
	2-Wire voice unbundled Tennessee Bus 2-Way Area Calling Port Economy Option (TACC1)			UEPFB	UEPAC	1.89	84.99	57.39	32.36	20.56		15.69															
	2-Wire voice unbundled Tennessee Bus 2-Way Area Calling Port Standard Option (TACC2)			UEPFB	UEPAD	1.89	84.99	57.39	32.36	20.56		15.69															
	2-Wire voice unbundled Tennessee Bus 2-Way Collierville and Memphis Local Calling Port (B2F)			UEPFB	UEPAE	1.89	84.99	57.39	32.36	20.56		15.69															
	2-Wire Voice Unbundled Tennessee Business Dialing Plan without Caller ID			UEPFB	UEPWO	1.89	84.99	57.39	32.36	20.56		15.69															
	Tennessee Inward Collierville and Memphis Local Calling Plan (BUS)			UEPFB	UEPB2	1.89	84.99	57.39	32.36	20.56		15.69															
	Tennessee 2-Way Collierville and Memphis Local Calling Plan (BUS)			UEPFB	UEPB3	1.89	84.99	57.39	32.36	20.56		15.69															
LOCAL NUMBER PORTABILITY																											
	Local Number Portability (1 per port)			UEPFB	LNPCX	0.35																					
INTEROFFICE TRANSPORT																											
	Interoffice Transport - Dedicated - 2 Wire Voice Grade - Facility Termination			UEPFB	U1TV2	18.58	55.39	17.37	27.96	3.51																	
	Interoffice Transport - Dedicated - 2 Wire Voice Grade - Per Mile or Fraction Mile			UEPFB	1L5XX	0.0174																					
FEATURES																											
	All Features Offered			UEPFB	UEPVF	0.00	0.00	0.00				15.69															
NONRECURRING CHARGES (NRCs) - CURRENTLY COMBINED																											
	2-Wire Loop / Dedicated IO Transport / 2 Wire Line Port Combination - Conversion - Switch-as-is			UEPFB	USAC2	16.94	3.72					15.69															
	2-Wire Loop / Dedicated IO Transport / 2 Wire Line Port Combination - Conversion - Switch with change			UEPFB	USACC	16.94	3.72					15.69															
2-WIRE VOICE GRADE LOOP WITH 2-WIRE LINE PORT (BUS - PBX)																											
UNE Port/Loop Combination Rates																											
	2-Wire VG Loop/IO Tranport/Port Combo - Zone 1		1			18.45																					
	2-Wire VG Loop/IO Tranport/Port Combo - Zone 2		2			23.52																					
	2-Wire VG Loop/IO Tranport/Port Combo - Zone 3		3			30.17																					
UNE Loop Rates																											
	2-Wire Voice Grade Loop (SL2) - Zone 1		1	UEPFB	UECF2	16.56																					
	2-Wire Voice Grade Loop (SL2) - Zone 2		2	UEPFB	UECF2	21.63																					
	2-Wire Voice Grade Loop (SL2) - Zone 3		3	UEPFB	UECF2	28.28																					
2-Wire Voice Grade Line Port Rates (BUS - PBX)																											
	Line Side Unbundled Combination 2-Way PBX Trunk Port - Bus			UEPFB	UEPPC	1.79	106.40	63.08	42.67	18.54		15.69															
	Line Side Unbundled Outward PBX Trunk Port - Bus			UEPFB	UEPPO	1.79	106.40	63.08	42.67	18.54		15.69															

UNBUNDLED NETWORK ELEMENTS - Tennessee										Attachment: 2		Exhibit: C								
CATEGORY	RATE ELEMENTS	Interim	Zone	BCS	USOC	RATES(\$)	Svc Order Submitted Elec per LSR	Svc Order Submitted Manually per LSR	Incremental Charge - Manual Svc Order vs. Electronic-1st	Incremental Charge - Manual Svc Order vs. Electronic-Add'l	Incremental Charge - Manual Svc Order vs. Electronic-Disc 1st	Incremental Charge - Manual Svc Order vs. Electronic-Disc Add'l	OSS Rates(\$)							
													Rec	Nonrecurring First	Add'l	Nonrecurring First	Disconnect Add'l	SOMEc	SOMAN	SOMAN
	Line Side Unbundled Incoming PBX Trunk Port - Bus			UEPFP	UEPP1	1.79														
	2-Wire Voice Unbundled PBX LD Terminal Ports			UEPFP	UEPLD	1.79	106.40	63.08	42.67	18.54		15.69								
	2-Wire Voice Unbundled 2-Way Combination PBX Tennessee Calling Port			UEPFP	UEPT2	1.79	106.40	63.08	42.67	18.54		15.69								
	2-Wire Voice Unbundled 1-Way Outgoing PBX Tennessee Calling Port			UEPFP	UEPTO	1.79	106.40	63.08	42.67	18.54		15.69								
	2-Wire Voice Unbundled 2-Way Combination PBX Usage Port			UEPFP	UEPXA	1.79	106.40	63.08	42.67	18.54		15.69								
	2-Wire Voice Unbundled PBX Toll Terminal Hotel Ports			UEPFP	UEPXB	1.79	106.40	63.08	42.67	18.54		15.69								
	2-Wire Voice Unbundled PBX LD DDD Terminals Port			UEPFP	UEPXC	1.79	106.40	63.08	42.67	18.54		15.69								
	2-Wire Voice Unbundled PBX LD Terminal Switchboard Port			UEPFP	UEPXD	1.79	106.40	63.08	42.67	18.54		15.69								
	2-Wire Voice Unbundled PBX LD Terminal Switchboard IDD Capable Port			UEPFP	UEPXE	1.79	106.40	63.08	42.67	18.54		15.69								
	2-Wire Voice Unbundled 2-Way PBX Hotel/Hospital Economy Administrative Calling Port			UEPFP	UEPXL	1.79	106.40	63.08	42.67	18.54		15.69								
	2-Wire Voice Unbundled 2-Way PBX Hotel/Hospital Economy Room Calling Port			UEPFP	UEPXM	1.79	106.40	63.08	42.67	18.54		15.69								
	2-Wire Voice Unbundled 1W Out PBX Hotel/Hospital Economy Administrative Calling Port TN Calling Port			UEPFP	UEPXN	1.79	106.40	63.08	42.67	18.54		15.69								
	2-Wire Voice Unbundled 1-Way Outgoing PBX Hotel/Hospital Discount Room Calling Port			UEPFP	UEPXO	1.79	106.40	63.08	42.67	18.54		15.69								
	2-Wire Voice Unbundled 1-Way Outgoing PBX Measured Port			UEPFP	UEPXS	1.79	106.40	63.08	42.67	18.54		15.69								
	2-Wire Voice Unbundled PBX Collierville and Memphis Calling Port			UEPFP	UEPXU	1.79	106.40	63.08	42.67	18.54		15.69								
	2-Wire Voice Unbundled 2-Way PBX Tennessee RegionServ Calling Port			UEPFP	UEPXV	1.79	106.40	63.08	42.67	18.54		15.69								
	LOCAL NUMBER PORTABILITY																			
	Local Number Portability (1 per port)			UEPFP	LNPCP	3.15	0.00	0.00				15.69								
	INTEROFFICE TRANSPORT																			
	Interoffice Transport - Dedicated - 2 Wire Voice Grade - Facility Termination			UEPFP	U1TV2	18.58	55.39	17.37	27.96	3.51										
	Interoffice Transport - Dedicated - 2 Wire Voice Grade - Per Mile or Fraction Mile			UEPFP	1L5XX	0.0174														
	FEATURES																			
	All Features Offered			UEPFP	UEPVF	0.00	0.00	0.00				15.69								
	NONRECURRING CHARGES (NRCs) - CURRENTLY COMBINED																			
	2-Wire Loop / Dedicated IO Transport / 2 Wire Line Port Combination - Conversion - Switch-as-is			UEPFP	USAC2		16.94	3.72				15.69								
	2-Wire Loop / Dedicated IO Transport / 2 Wire Line Port Combination - Conversion - Switch with change			UEPFP	USACC		16.94	3.72				15.69								
	UNBUNDLED PORT/LOOP COMBINATIONS - COST BASED RATES																			
	2-WIRE VOICE GRADE LOOP- BUS ONLY - WITH 2-WIRE DID TRUNK PORT																			
	UNE Port/Loop Combination Rates																			
	2-Wire VG Loop/2-Wire DID Trunk Port Combo - UNE Zone 1		1				18.38													
	2-Wire VG Loop/2-Wire DID Trunk Port Combo - UNE Zone 2		2				19.87													
	2-Wire VG Loop/2-Wire DID Trunk Port Combo - UNE Zone 3		3				24.78													
	2-Wire Analog Voice Grade Loop - (SL2) - UNE Zone 1		1	UEPPX	UECD1		9.60													
	2-Wire Analog Voice Grade Loop - (SL2) - UNE Zone 2		2	UEPPX	UECD1		11.09													
	2-Wire Analog Voice Grade Loop - (SL2) - UNE Zone 3		3	UEPPX	UECD1		16.00													
	Exchange Ports - 2-Wire DID Port			UEPPX	UEPD1		8.78	45.44	29.94	8.45	3.91		30.89	7.03						
	NONRECURRING CHARGES - CURRENTLY COMBINED																			
	2-Wire Voice Grade Loop / 2-Wire DID Trunk Port Combination - Switch-as-is			UEPPX	USAC1		8.76	5.75					30.89	7.03						
	2-Wire Voice Grade Loop / 2-Wire DID Trunk Port Conversion with BellSouth Allowable Changes			UEPPX	USA1C		8.76	5.75					30.89	7.03						
	Telephone Number/Trunk Group Establishment Charges																			
	DID Trunk Termination (One Per Port)			UEPPX	NDT		0.00	0.00	0.00											
	Additional DID Numbers for each Group of 20 DID Numbers			UEPPX	ND4		0.00	0.00	0.00											
	DID Numbers, Non- consecutive DID Numbers , Per Number			UEPPX	ND5		0.00	0.00	0.00											
	Reserve Non-Consecutive DID numbers			UEPPX	ND6		0.00	0.00	0.00											

UNBUNDLED NETWORK ELEMENTS - Tennessee										Attachment: 2		Exhibit: C	
CATEGORY	RATE ELEMENTS	Interim	Zone	BCS	USOC	RATES(\$)	Svc Order Submitted Elec per LSR	Svc Order Submitted Manually per LSR	Incremental Charge - Manual Svc Order vs. Electronic-1st	Incremental Charge - Manual Svc Order vs. Electronic-Add'l	Incremental Charge - Manual Svc Order vs. Electronic-Disc 1st	Incremental Charge - Manual Svc Order vs. Electronic-Disc Add'l	
													Rec
Reserve DID Numbers													
				UEPPX	NDV	0.00		0.00	0.00				
LOCAL NUMBER PORTABILITY													
Local Number Portability (1 per port)													
				UEPPX	LNPCP	3.15		0.00	0.00				
2-WIRE ISDN DIGITAL GRADE LOOP WITH 2-WIRE ISDN DIGITAL LINE SIDE PORT													
UNE Port/Loop Combination Rates													
	2W ISDN Digital Grade Loop/2W ISDN Digital Line Side Port - UNE Zone 1		1	UEPPB	UEPPR	32.27							
	2W ISDN Digital Grade Loop/2W ISDN Digital Line Side Port - UNE Zone 2		2	UEPPB	UEPPR	34.78							
	2W ISDN Digital Grade Loop/2W ISDN Digital Line Side Port - UNE Zone 3		3	UEPPB	UEPPR	44.32							
	2-Wire ISDN Digital Grade Loop - UNE Zone 1		1	UEPPB	UEPPR	16.20							
	2-Wire ISDN Digital Grade Loop - UNE Zone 2		2	UEPPB	UEPPR	18.71							
	2-Wire ISDN Digital Grade Loop - UNE Zone 3		3	UEPPB	UEPPR	28.25							
	Exchange Port - 2-Wire ISDN Line Side Port			UEPPB	UEPPR	16.07	141.75	118.37	49.20	43.26	19.99	19.99	
NONRECURRING CHARGES - CURRENTLY COMBINED													
	2-Wire ISDN Digital Grade Loop / 2-Wire ISDN Line Side Port Combination - Conversion			UEPPB	UEPPR	0.00	117.23	117.23			19.99	19.99	
ADDITIONAL NRCs													
	2-Wire ISDN Loop / 2-Wire ISDN Port Combination - Sub Actv/Non Feature/Add Trunk			UEPPB	UEPPR	0.00	212.88				19.99	19.99	
LOCAL NUMBER PORTABILITY													
Local Number Portability (1 per port)													
				UEPPB	UEPPR	0.35	0.00	0.00					
B-CHANNEL USER PROFILE ACCESS:													
	CVS/CSD (DMS/5ESS)			UEPPB	UEPPR	0.00	0.00	0.00					
	CVS (EWSD)			UEPPB	UEPPR	0.00	0.00	0.00					
	CSD			UEPPB	UEPPR	0.00	0.00	0.00					
B-CHANNEL AREA PLUS USER PROFILE ACCESS: (AL,KY,LA,MS SC,MS, & TN)													
	CVS/CSD (DMS/5ESS)			UEPPB	UEPPR	0.00	0.00	0.00					
	CVS (EWSD)			UEPPB	UEPPR	0.00	0.00	0.00					
	CSD			UEPPB	UEPPR	0.00	0.00	0.00					
USER TERMINAL PROFILE													
	User Terminal Profile (EWSD only)			UEPPB	UEPPR	0.00	0.00	0.00					
VERTICAL FEATURES													
	All Vertical Features - One per Channel B User Profile			UEPPB	UEPPR	0.00	0.00	0.00					
	Interoffice Channel mileage each, including first mile and facilities termination			UEPPB	UEPPR	17.91	53.99	17.37			19.99	19.99	
	Interoffice Channel mileage each, additional mile			UEPPB	UEPPR	0.173	0.00	0.00					
4-WIRE DS1 DIGITAL LOOP WITH 4-WIRE ISDN DS1 DIGITAL TRUNK PORT													
UNE Port/Loop Combination Rates													
	4W DS1 Digital Loop/4W ISDN DS1 Digital Trunk Port - UNE Zone 1		1	UEPPP		132.58							
	4W DS1 Digital Loop/4W ISDN DS1 Digital Trunk Port - UNE Zone 2		2	UEPPP		150.25							
	4W DS1 Digital Loop/4W ISDN DS1 Digital Trunk Port - UNE Zone 3		3	UEPPP		173.44							
	4-Wire DS1 Digital Loop - UNE Zone 1		1	UEPPP	USL4P	57.73							
	4-Wire DS1 Digital Loop - UNE Zone 2		2	UEPPP	USL4P	75.40							
	4-Wire DS1 Digital Loop - UNE Zone 3		3	UEPPP	USL4P	98.59							
	Exchange Ports - 4-Wire ISDN DS1 Port			UEPPP	UEPPP	74.85	415.53	366.90	89.28	77.43	19.99	19.99	
NONRECURRING CHARGES - CURRENTLY COMBINED													
	4-Wire DS1 Digital Loop / 4-Wire ISDN DS1 Digital Trunk Port Combination - Conversion -Switch-as-is			UEPPP	USACP	0.00	328.53	328.53			19.99	19.99	
ADDITIONAL NRCs													
	4-Wire DS1 Loop/4-W ISDN Digt Trk Port - Subsqt Actv-Inward/two way Tel Nos. (except NC)			UEPPP	PR7TF		0.94				19.99	19.99	
	4-Wire DS1 Loop / 4-Wire ISDN DS1 Digital Trunk Port - Outward Tel Numbers (All States except NC)			UEPPP	PR7TO		22.36	22.36			19.99	19.99	

UNBUNDLED NETWORK ELEMENTS - Tennessee										Attachment: 2		Exhibit: C			
CATEGORY	RATE ELEMENTS	Interim	Zone	BCS	USOC	RATES(\$)				Svc Order Submitted Elec per LSR	Svc Order Submitted Manually per LSR	Incremental Charge - Manual Svc Order vs. Electronic-1st	Incremental Charge - Manual Svc Order vs. Electronic-Add'l	Incremental Charge - Manual Svc Order vs. Electronic-Disc 1st	Incremental Charge - Manual Svc Order vs. Electronic-Disc Add'l
						Rec	Nonrecurring First	Add'l	Nonrecurring Disconnect First						
										SOMEc	SOMAN	SOMAN	SOMAN	SOMAN	SOMAN
	4-Wire DS1 Loop / 4-Wire ISDN DS1 Digital Trk Port - Subsequent Inward Tel Numbers			UEPPP	PR7ZT		44.71	44.70				19.99	19.99		
LOCAL NUMBER PORTABILITY															
	Local Number Portability (1 per port)			UEPPP	LNPCN	1.75									
INTERFACE (Provisioning Only)															
	Voice/Data			UEPPP	PR71V	0.00	0.00	0.00							
	Digital Data			UEPPP	PR71D	0.00	0.00	0.00							
	Inward Data			UEPPP	PR71E	0.00	0.00	0.00							
New or Additional "B" Channel															
	New or Additional - Voice/Data B Channel			UEPPP	PR7BV	0.00	28.39					19.99	19.99		
	New or Additional - Digital Data B Channel			UEPPP	PR7BF	0.00	29.11					19.99	19.99		
	New or Additional Inward Data B Channel			UEPPP	PR7BD	0.00	29.39					19.99	19.99		
CALL TYPES															
	Inward			UEPPP	PR7C1	0.00	0.00	0.00							
	Outward			UEPPP	PR7C0	0.00	0.00	0.00							
	Two-way			UEPPP	PR7CC	0.00	0.00	0.00							
Interoffice Channel Mileage															
	Fixed Each Including First Mile			UEPPP	1LN1A	76.1825	145.98	109.85	19.55			19.99	19.99		
	Each Airline-Fractional Additional Mile			UEPPP	1LN1B	0.3525									
4-WIRE DS1 DIGITAL LOOP WITH 4-WIRE DDITS TRUNK PORT															
UNE Port/Loop Combination Rates															
	4W DS1 Digital Loop/4W DDITS Trunk Port - UNE Zone 1		1	UEPDC		93.28						19.99	19.99		
	4W DS1 Digital Loop/4W DDITS Trunk Port - UNE Zone 2		2	UEPDC		110.95						19.99	19.99		
	4W DS1 Digital Loop/4W DDITS Trunk Port - UNE Zone 3		3	UEPDC		134.14						19.99	19.99		
UNE Loop Rates															
	4-Wire DS1 Digital Loop - UNE Zone 1		1	UEPDC	USLDC	57.53									
	4-Wire DS1 Digital Loop - UNE Zone 2		2	UEPDC	USLDC	75.40									
	4-Wire DS1 Digital Loop - UNE Zone 3		3	UEPDC	USLDC	98.59									
UNE Port Rate															
	4-Wire DDITS Digital Trunk Port			UEPDC	UDD1T	35.55	342.80	257.87	61.41	48.49		19.99	19.99		
NONRECURRING CHARGES - CURRENTLY COMBINED															
	4-Wire DS1 Digital Loop / 4-Wire DDITS Trunk Port Combination - Switch-as-is			UEPDC	USAC4		312.91	312.91				19.99	19.99		
	4-Wire DS1 Digital Loop / 4-Wire DDITS Trunk Port Combination - Conversion with DS1 Changes			UEPDC	USAWA		312.91	312.91				19.99	19.99		
	4-Wire DS1 Digital Loop / 4-Wire DDITS Trunk Port Combination - Conversion with Change - Trunk			UEPDC	USAWB		312.91	312.91				19.99	19.99		
ADDITIONAL NRCS															
	4-Wire DS1 Loop / 4-Wire DDITS Trunk Port - Subsequent Service Activity Per Service Order			UEPDC	USAS4		94.88	94.88							
	4-Wire DS1 Loop / 4-Wire DDITS Trunk Port - NRC - Subsequent Channel Activation/Chan - 2-Way Trunk			UEPDC	UDTTA		108.67	108.67				19.99	19.99		
	4-Wire DS1 Loop / 4-Wire DDITS Trunk Port - Subsequent Channel Activation/Chan - 1-Way Outward Trunk			UEPDC	UDTTB		108.67	108.67				19.99	19.99		
	4-Wire DS1 Loop / 4-Wire DDITS Trunk Port - Subsqnt Channel Activation/Chan - Inward Trunk w/out DID			UEPDC	UDTTC		108.67	108.67				19.99	19.99		
	4-Wire DS1 Loop / 4-Wire DDITS Trunk Port - Subsqnt Chan Activation Per Chan - Inward Trunk with DID			UEPDC	UDTTD		108.67	108.67				19.99	19.99		
	4-Wire DS1 Loop / 4-Wire DDITS Trunk Port - Subsqnt Chan Activation / Chan - 2-Way DID w User Trans			UEPDC	UDTTE		108.67	108.67				19.99	19.99		
BIPOLAR 8 ZERO SUBSTITUTION															
	B8ZS -Superframe Format			UEPDC	CCOSF		0.00	590.00				19.99	19.99		
	B8ZS - Extended Superframe Format			UEPDC	CCOEF		0.00	590.00				19.99	19.99		
Alternate Mark Inversion															
	AMI -Superframe Format			UEPDC	MCOSF		0.00	0.00							
	AMI - Extended SuperFrame Format			UEPDC	MCOPO		0.00	0.00							
Telephone Number/Trunk Group Establishment Charges															
	Telephone Number for 2-Way Trunk Group			UEPDC	UDTGX	0.00						19.99	19.99		
	Telephone Number for 1-Way Outward Trunk Group			UEPDC	UDTGY	0.00						19.99	19.99		

UNBUNDLED NETWORK ELEMENTS - Tennessee										Attachment: 2		Exhibit: C				
CATEGORY	RATE ELEMENTS	Interim	Zone	BCS	USOC	RATES(\$)	Svc Order Submitted Elec per LSR	Svc Order Submitted Manually per LSR	Incremental Charge - Manual Svc Order vs. Electronic-1st	Incremental Charge - Manual Svc Order vs. Electronic-Add'l	Incremental Charge - Manual Svc Order vs. Electronic-Disc 1st	Incremental Charge - Manual Svc Order vs. Electronic-Disc Add'l	OSS Rates(\$)			
													Rec	Nonrecurring First	Add'l	Nonrecurring First
	Telephone Number for 1-Way Inward Trunk Group Without DID			UEPDC	UDTGZ	0.00							19.99	19.99		
	DID Numbers for each Group of 20 DID Numbers			UEPDC	ND4	0.00							19.99	19.99		
	DID Numbers, Non- consecutive DID Numbers , Per Number			UEPDC	ND5	0.00							19.99	19.99		
	Reserve Non-Consecutive DID Nos.			UEPDC	ND6	0.00	0.00	0.00								
	Reserve DID Numbers			UEPDC	NDV	0.00	0.00	0.00								
Dedicated DS1 (Interoffice Channel Mileage) - FX/FCO for 4-Wire DS1 Digital Loop with 4-Wire DDITS Trunk Port																
	Interoffice Channel Mileage - Fixed rate 0-8 miles (Facilities Termination)			UEPDC	1LNO1	75.83	145.98	109.85	19.66	14.99						
	Interoffice Channel Mileage - Additional rate per mile - 0-8 miles			UEPDC	1LNOA	0.3525	0.00	0.00								
	Interoffice Channel Mileage - Fixed rate 9-25 miles (Facilities Termination)			UEPDC	1LNO2	0.00	0.00	0.00								
	Interoffice Channel Mileage - Additional rate per mile - 9-25 miles			UEPDC	1LNOB	0.3525	0.00	0.00								
	Interoffice Channel Mileage - Fixed rate 25+ miles (Facilities Termination)			UEPDC	1LNO3	0.00	0.00	0.00								
	Interoffice Channel Mileage - Additional rate per mile - 25+ miles			UEPDC	1LNOC	0.3525	0.00	0.00								
	Local Number Portability , per DS0 Activated			UEPDC	LNPCP	3.15	0.00	0.00								
	Central Office Terminating Point			UEPDC	CTG	0.00										
4-WIRE DS1 LOOP WITH CHANNELIZATION WITH PORT																
System is 1 DS1 Loop, 1 D4 Channel Bank, and up to 24 Feature Activations																
Each System can have up to 24 combinations of rates depending on type and number of ports used																
UNE DS1 Loop																
	4-Wire DS1 Loop - UNE Zone 1		1	UEPMG	USLDC	57.73	0.00	0.00								
	4-Wire DS1 Loop - UNE Zone 2		2	UEPMG	USLDC	75.40	0.00	0.00								
	4-Wire DS1 Loop - UNE Zone 3		3	UEPMG	USLDC	98.59	0.00	0.00								
UNE DSO Channelization Capacities (D4 Channel Bank Configurations)																
	24 DSO Channel Capacity - 1 per DS1			UEPMG	VUM24	131.87	0.00	0.00					19.99	19.99		
	48 DSO Channel Capacity - 1 per 2 DS1s			UEPMG	VUM48	263.74	0.00	0.00					19.99	19.99		
	96 DSO Channel Capacity -1per 4 DS1s			UEPMG	VUM96	527.48	0.00	0.00					19.99	19.99		
	144 DSO Channel Capacity - 1 per 6 DS1s			UEPMG	VUM144	791.42	0.00	0.00					19.99	19.99		
	192 DSO Channel Capacity -1 per 8 DS1s			UEPMG	VUM192	827.76	0.00	0.00					19.99	19.99		
	240 DSO Channel Capacity - 1 per 10 DS1s			UEPMG	VUM240	1,318.70	0.00	0.00					19.99	19.99		
	288 DSO Channel Capacity - 1 per 12 DS1s			UEPMG	VUM288	1,582.44	0.00	0.00					19.99	19.99		
	384 DSO Channel Capacity - 1 per 16 DS1s			UEPMG	VUM384	2,109.92	0.00	0.00					19.99	19.99		
	480 DSO Channel Capacity - 1 per 20 DS1s			UEPMG	VUM480	2,637.40	0.00	0.00					19.99	19.99		
	576 DSO Channel Capacity -1 per 24 DS1s			UEPMG	VUM576	3,164.88	0.00	0.00					19.99	19.99		
	672 DSO Channel Capacity - 1 per 28 DS1s			UEPMG	VUM672	3,692.36	0.00	0.00					19.99	19.99		
Non-Recurring Charges (NRC) Associated with 4-Wire DS1 Loop with Channelization with Port - Conversion Charge Based on a System																
A Minimum System configuration is One (1) DS1, One (1) D4 Channel Bank, and Up To 24 DSO Ports with Feature Activations.																
Multiples of this configuration functioning as one are considered Add'l after the minimum system configuration is counted.																
	NRC - Conversion (Currently Combined) with or without BellSouth Allowed Changes			UEPMG	USAC4	0.00	303.61	15.74					19.99	19.99		
System Additions at End User Locations Where 4-Wire DS1 Loop with Channelization with Port Combination Currently Exists and New (Not Currently Combined) in all states, except in Density Zone 1 of Top 8 MSA's																
	1 DS1/D4 Channel Bank - Additionally Add NRC for each Port and Assoc Fea Activation			UEPMG	VUMD4	0.00	704.68	441.48	138.36	16.41			19.99			
Bipolar 8 Zero Substitution																
	Clear Channel Capability Format, superframe - Subsequent Activity Only			UEPMG	CCOSF	0.00	0.00	590.00								
	Clear Channel Capability Format - Extended Superframe - Subsequent Activity Only			UEPMG	CCOEF	0.00	0.00	590.00								
Alternate Mark Inversion (AMI)																
	Superframe Format			UEPMG	MCOFS	0.00	0.00	0.00								
	Extended Superframe Format			UEPMG	MCOPO	0.00	0.00	0.00								
Exchange Ports Associated with 4-Wire DS1 Loop with Channelization with Port Exchange Ports																

UNBUNDLED NETWORK ELEMENTS - Tennessee										Attachment: 2		Exhibit: C			
CATEGORY	RATE ELEMENTS	Interim	Zone	BCS	USOC	RATES(\$)				Svc Order Submitted Elec per LSR	Svc Order Submitted Manually per LSR	Incremental Charge - Manual Svc Order vs. Electronic-1st	Incremental Charge - Manual Svc Order vs. Electronic-Add'l	Incremental Charge - Manual Svc Order vs. Electronic-Disc 1st	Incremental Charge - Manual Svc Order vs. Electronic-Disc Add'l
						Rec	Nonrecurring First	Add'l	Nonrecurring First						
										SOME C	SOMAN	SOMAN	SOMAN	SOMAN	
	Line Side Combination Channelized PBX Trunk Port - Business			UEPPX	UEPCX	1.79	0.00	0.00	0.00	0.00			30.89	7.03	
	Line Side Outward Channelized PBX Trunk Port - Business			UEPPX	UEPOX	1.79	0.00	0.00	0.00	0.00			30.89	7.03	
	Line Side Inward Only Channelized PBX Trunk Port without DID			UEPPX	UEP1X	1.79	0.00	0.00	0.00	0.00			30.89	7.03	
	2-Wire Trunk Side Unbundled Channelized DID Trunk Port			UEPPX	UEPDM	8.97	0.00	0.00	0.00	0.00			30.89	7.03	
Feature Activations - Unbundled Loop Concentration															
	Feature (Service) Activation for each Line Side Port Terminated in D4 Bank			UEPPX	1PQWM	0.66	23.94	12.64	3.82	3.80			30.89	7.03	
	Feature (Service) Activation for each Trunk Side Port Terminated in D4 Bank			UEPPX	1PQWU	0.66	73.67	17.37	54.09	10.57			30.89	7.03	
Telephone Number/ Group Establishment Charges for DID Service															
	DID Trunk Termination (1 per Port)			UEPPX	NDT	0.00	0.00	0.00							
	DID Numbers - groups of 20 - Valid all States			UEPPX	ND4	0.00	0.00	0.00							
	Non-Consecutive DID Numbers - per number			UEPPX	ND5	0.00	0.00	0.00							
	Reserve Non-Consecutive DID Numbers			UEPPX	ND6	0.00	0.00	0.00							
	Reserve DID Numbers			UEPPX	NDV	0.00	0.00	0.00							
Local Number Portability															
	Local Number Portability - 1 per port			UEPPX	LNPCP	3.15	0.00	0.00							
FEATURES - Vertical and Optional															
Local Switching Features Offered with Line Side Ports Only															
	All Features Available			UEPPX	UEPVF	0.00	0.00	0.00							
UNBUNDLED PORT LOOP COMBINATIONS - MARKET RATES															
Market Rates shall apply where BellSouth is not required to provide unbundled local switching or switch ports per FCC and/or State Commission rules.															
This includes:															
Unbundled port/loop combinations that are Currently Combined or Not Currently Combined in Zone 1 of the Top 8 MSAs in BellSouth's region for end users with 4 or more DS0 equivalent lines.															
The Top 8 MSAs in BellSouth's region are: FL (Orlando, Ft. Lauderdale, Miami); GA (Atlanta); LA (New Orleans); NC (Greensboro-Winston Salem-Highpoint/Charlotte-Gastonia-Rock Hill); TN (Nashville).															
BellSouth currently is developing the billing capability to mechanically bill the recurring and non-recurring Market Rates in this section except for nonrecurring charges for not currently combined in FL and NC. In the interim where BellSouth cannot bill Market Rates, BellSouth shall bill the rates in the Cost-Based section preceding in lieu of the Market Rates and reserves the right to true-up the billing difference.															
The Market Rate for unbundled ports includes all available features in all states.															
End Office and Tandem Switching Usage and Common Transport Usage rates in the Port section of this rate exhibit shall apply to all combinations of loop/port network elements except for UNE Coin Port/Loop Combinations which have a flat rate usage charge (USOC: URECU).															
For Not Currently Combined scenarios the Nonrecurring charges are listed in the First and Additional NRC columns for each Port USOC. For Currently Combined scenarios, the Nonrecurring charges are listed in the NRC - Currently Combined section.															
Additional NRCs may apply also and are categorized accordingly.															
2-WIRE VOICE GRADE LOOP WITH 2-WIRE LINE PORT (RES)															
UNE Port/Loop Combination Rates															
	2-Wire VG Loop/Port Combo - Zone 1		1			26.48									
	2-Wire VG Loop/Port Combo - Zone 2		2			30.31									
	2-Wire VG Loop/Port Combo - Zone 3		3			35.32									
UNE Loop Rates															
	2-Wire Voice Grade Loop (SL1) - Zone 1		1	UEPRX	UEPLX	12.48									
	2-Wire Voice Grade Loop (SL1) - Zone 2		2	UEPRX	UEPLX	16.31									
	2-Wire Voice Grade Loop (SL1) - Zone 3		3	UEPRX	UEPLX	21.32									
2-Wire Voice Grade Line Port (Res)															
	2-Wire voice unbundled port - residence			UEPRX	UEPRL	14.00	90.00	90.00					30.89	7.03	
	2-Wire voice unbundled port with Caller ID - res			UEPRX	UEPRC	14.00	90.00	90.00					30.89	7.03	
	2-Wire voice unbundled port outgoing only - res			UEPRX	UEPRO	14.00	90.00	90.00					30.89	7.03	
	2-Wire voice Grade unbundled Tennessee extended local dialing parity port with Caller ID - res			UEPRX	UEPAQ	14.00	90.00	90.00					30.89	7.03	
	2-Wire voice unbundled Tennessee Area Calling port with Caller ID - res (F2R)			UEPRX	UEPAK	14.00	90.00	90.00					30.89	7.03	
	2-Wire voice unbundled Tennessee Area Calling port with Caller ID - res (TACER)			UEPRX	UEPAL	14.00	90.00	90.00					30.89	7.03	
	2-Wire voice unbundled Tennessee Area Calling port with Caller ID - res (TACSR)			UEPRX	UEPAM	14.00	90.00	90.00					30.89	7.03	
	2-Wire voice unbundled Tennessee Area Calling port with Caller ID - res (1MF2X)			UEPRX	UEPAN	14.00	90.00	90.00					30.89	7.03	
	2-Wire voice unbundled Tennessee Area Calling port with Caller ID - res (2MR)			UEPRX	UEPAO	14.00	90.00	90.00					30.89	7.03	

UNBUNDLED NETWORK ELEMENTS - Tennessee										Attachment: 2		Exhibit: C							
CATEGORY	RATE ELEMENTS	Interim	Zone	BCS	USOC	RATES(\$)				Svc Order Submitted Elec per LSR	Svc Order Submitted Manually per LSR	Incremental Charge - Manual Svc Order vs. Electronic-1st	Incremental Charge - Manual Svc Order vs. Electronic-Add'l	Incremental Charge - Manual Svc Order vs. Electronic-Disc 1st	Incremental Charge - Manual Svc Order vs. Electronic-Disc Add'l				
						Rec	Nonrecurring First	Add'l	Nonrecurring First							Disconnect Add'l	OSS Rates(\$)		
														SOMEK	SOMAN	SOMAN	SOMAN	SOMAN	SOMAN
	2-Wire voice unbundles res, low usage line port with Caller ID (LUM)			UEPRX	UEPAP	14.00	90.00	90.00								30.89	7.03		
	2-Wire voice unbundled Low Usage Line Port without Caller ID Capability			UEPRX	UEPRT	14.00	90.00	90.00								30.89	7.03		
	2-Wire Voice Unbundled Tennessee Residence Dialing Plan without Caller ID			UEPRX	UEPWN	14.00	90.00	90.00								30.89	7.03		
	2-Wire voice unbundled Tennessee Area Plus Port without Caller ID Capability			UEPRX	UEPRR	14.00	90.00	90.00								30.89	7.03		
	LOCAL NUMBER PORTABILITY																		
	Local Number Portability (1 per port)			UEPRX	LNPCX	0.35													
	FEATURES																		
	All Features Offered			UEPRX	UEPVF	0.00	0.00	0.00								30.89	7.03		
	NONRECURRING CHARGES - CURRENTLY COMBINED																		
	2-Wire Voice Grade Loop / Line Port Combination - Switch-as-is			UEPRX	USAC2		41.50	41.50								30.89	7.03		
	2-Wire Voice Grade Loop / Line Port Combination - Switch with change			UEPRX	USACC		41.50	41.50								30.89	7.03		
	ADDITIONAL NRCs																		
	NRC - 2-Wire Voice Grade Loop/Line Port Combination - Subsequent			UEPRX	USAS2	0.00	0.00	0.00								30.89	7.03		
	2-WIRE VOICE GRADE LOOP WITH 2-WIRE LINE PORT (BUS)																		
	UNE Port/Loop Combination Rates																		
	2-Wire VG Loop/Port Combo - Zone 1		1				26.48												
	2-Wire VG Loop/Port Combo - Zone 2		2				30.31												
	2-Wire VG Loop/Port Combo - Zone 3		3				35.32												
	UNE Loop Rates																		
	2-Wire Voice Grade Loop (SL1) - Zone 1		1	UEPBX	UEPLX		12.48												
	2-Wire Voice Grade Loop (SL1) - Zone 2		2	UEPBX	UEPLX		16.31												
	2-Wire Voice Grade Loop (SL1) - Zone 3		3	UEPBX	UEPLX		21.32												
	2-Wire Voice Grade Line Port (Bus)																		
	2-Wire voice unbundled port without Caller ID - bus			UEPBX	UEPBL	14.00	90.00	90.00								30.89	7.03		
	2-Wire voice unbundled port with Caller + E484 ID - bus			UEPBX	UEPBC	14.00	90.00	90.00								30.89	7.03		
	2-Wire voice unbundled port outgoing only - bus			UEPBX	UEPBO	14.00	90.00	90.00								30.89	7.03		
	2-Wire voice Grade unbundled Tennessee extended local dialing parity port with Caller ID - bus			UEPBX	UEPAV	14.00	90.00	90.00								30.89	7.03		
	2-Wire voice unbundled Tennessee Bus 2-Way Area Calling Port Economy Option (TACC1)			UEPBX	UEPAC	14.00	90.00	90.00								30.89	7.03		
	2-Wire voice unbundled Tennessee Bus 2-Way Area Calling Port Standard Option (TACC2)			UEPBX	UEPAD	14.00	90.00	90.00								30.89	7.03		
	2-Wire voice unbundled Tennessee Bus 2-Way Collierville and Memphis Local Calling Port (B2F)			UEPBX	UEPAE	14.00	90.00	90.00								30.89	7.03		
	2-Wire voice unbundled Incoming Only Port without Caller ID Capability			UEPBX	UEPBE	14.00	90.00	90.00								30.89	7.03		
	2-Wire Voice Unbundled Tennessee Business Dialing Plan without Caller ID			UEPBX	UEPWO	14.00	90.00	90.00								30.89	7.03		
	LOCAL NUMBER PORTABILITY																		
	Local Number Portability (1 per port)			UEPBX	LNPCX	0.35													
	FEATURES																		
	All Features Offered			UEPBX	UEPVF	0.00	0.00	0.00								30.89	7.03		
	NONRECURRING CHARGES - CURRENTLY COMBINED																		
	2-Wire Voice Grade Loop / Line Port Combination - Switch-as-is			UEPBX	USAC2		41.50	41.50								30.89	7.03		
	2-Wire Voice Grade Loop / Line Port Combination - Switch with change			UEPBX	USACC		41.50	41.50								30.89	7.03		
	ADDITIONAL NRCs																		
	NRC - 2-Wire Voice Grade Loop/Line Port Combination - Subsequent			UEPBX	USAS2	0.00	0.00	0.00								30.89	7.03		
	2-WIRE VOICE GRADE LOOP WITH 2-WIRE LINE PORT (RES - PBX)																		
	UNE Port/Loop Combination Rates																		

UNBUNDLED NETWORK ELEMENTS - Tennessee										Attachment: 2		Exhibit: C				
CATEGORY	RATE ELEMENTS	Interim	Zone	BCS	USOC	RATES(\$)				Svc Order Submitted Elec per LSR	Svc Order Submitted Manually per LSR	Incremental Charge - Manual Svc Order vs. Electronic-1st	Incremental Charge - Manual Svc Order vs. Electronic-Add'l	Incremental Charge - Manual Svc Order vs. Electronic-Disc 1st	Incremental Charge - Manual Svc Order vs. Electronic-Disc Add'l	
						Rec	Nonrecurring First	Add'l	Nonrecurring Disconnect First							Add'l
											SOMEc	SOMAN	SOMAN	SOMAN	SOMAN	SOMAN
	2-Wire VG Loop/Port Combo - Zone 1		1			26.48										
	2-Wire VG Loop/Port Combo - Zone 2		2			30.31										
	2-Wire VG Loop/Port Combo - Zone 3		3			35.32										
UNE Loop Rates																
	2-Wire Voice Grade Loop (SL1) - Zone 1		1	UEPRG	UEPLX	12.48										
	2-Wire Voice Grade Loop (SL1) - Zone 2		2	UEPRG	UEPLX	16.31										
	2-Wire Voice Grade Loop (SL1) - Zone 3		3	UEPRG	UEPLX	21.32										
2-Wire Voice Grade Line Port Rates (RES - PBX)																
	2-Wire VG Unbundled Combination 2-Way PBX Trunk Port - Res			UEPRG	UEPRD	14.00	90.00	90.00				30.89	7.03			
LOCAL NUMBER PORTABILITY																
	Local Number Portability (1 per port)			UEPRG	LNPCP	3.15	0.00	0.00								
FEATURES																
	All Features Offered			UEPRG	UEPVF	0.00	0.00	0.00				30.89	7.03			
NONRECURRING CHARGES - CURRENTLY COMBINED																
	2-Wire Voice Grade Loop/ Line Port Combination - Switch-As-Is			UEPRG	USAC2		41.50	41.50				30.89	7.03			
	2-Wire Voice Grade Loop/ Line Port Combination - Switch with Change			UEPRG	USACC		41.50	41.50				30.89	7.03			
ADDITIONAL NRCs																
	2 Wire Loop/Line Side Port Combination - Non feature - Subsequent Activity - Nonrecurring						0.00	0.00				30.89	7.03			
	PBX Subsequent Activity - Change/Rearrange Multiline Hunt Group						14.64	14.64				30.89	7.03			
2-WIRE VOICE GRADE LOOP WITH 2-WIRE LINE PORT (BUS - PBX)																
UNE Port/Loop Combination Rates																
	2-Wire VG Loop/Port Combo - Zone 1		1			26.48										
	2-Wire VG Loop/Port Combo - Zone 2		2			30.31										
	2-Wire VG Loop/Port Combo - Zone 3		3			35.32										
UNE Loop Rates																
	2-Wire Voice Grade Loop (SL1) - Zone 1		1	UEPPX	UEPLX	12.48										
	2-Wire Voice Grade Loop (SL1) - Zone 2		2	UEPPX	UEPLX	16.31										
	2-Wire Voice Grade Loop (SL1) - Zone 3		3	UEPPX	UEPLX	21.32										
2-Wire Voice Grade Line Port Rates (BUS - PBX)																
	Line Side Unbundled Combination 2-Way PBX Trunk Port - Bus			UEPPX	UEPPC	14.00	90.00	90.00				30.89	7.03			
	Line Side Unbundled Outward PBX Trunk Port - Bus			UEPPX	UEPPO	14.00	90.00	90.00				30.89	7.03			
	Line Side Unbundled Incoming PBX Trunk Port - Bus			UEPPX	UEPP1	14.00	90.00	90.00				30.89	7.03			
	2-Wire Voice Unbundled PBX LD Terminal Ports			UEPPX	UEPLD	14.00	90.00	90.00				30.89	7.03			
	2-Wire Voice Unbundled 2-Way Combination PBX Tennessee Calling Port			UEPPX	UEPT2	14.00	90.00	90.00				30.89	7.03			
	2-Wire Voice Unbundled 1-Way Outgoing PBX Tennessee Calling Port			UEPPX	UEPTO	14.00	90.00	90.00				30.89	7.03			
	2-Wire Voice Unbundled 2-Way Combination PBX Usage Port			UEPPX	UEPXA	14.00	90.00	90.00				30.89	7.03			
	2-Wire Voice Unbundled PBX Toll Terminal Hotel Ports			UEPPX	UEPXB	14.00	90.00	90.00				30.89	7.03			
	2-Wire Voice Unbundled PBX LD DDD Terminals Port			UEPPX	UEPXC	14.00	90.00	90.00				30.89	7.03			
	2-Wire Voice Unbundled PBX LD Terminal Switchboard Port			UEPPX	UEPXD	14.00	90.00	90.00				30.89	7.03			
	2-Wire Voice Unbundled PBX LD Terminal Switchboard IDD Capable Port			UEPPX	UEPXE	14.00	90.00	90.00				30.89	7.03			
	2-Wire Voice Unbundled 2-Way PBX Hotel/Hospital Economy Administrative Calling Port			UEPPX	UEPXL	14.00	90.00	90.00				30.89	7.03			
	2-Wire Voice Unbundled 2-Way PBX Hotel/Hospital Economy Room Calling Port			UEPPX	UEPXM	14.00	90.00	90.00				30.89	7.03			
	2-Wire Voice Unbundled 1-W Out PBX Hotel/Hospital Economy Administrative Calling Port TN			UEPPX	UEPXN	14.00	90.00	90.00				30.89	7.03			
	2-Wire Voice Unbundled 1-Way Outgoing PBX Hotel/Hospital Discount Room Calling Port			UEPPX	UEPXO	14.00	90.00	90.00				30.89	7.03			
	2-Wire Voice Unbundled 1-Way Outgoing PBX Measured Port			UEPPX	UEPXS	14.00	90.00	90.00				30.89	7.03			

UNBUNDLED NETWORK ELEMENTS - Tennessee										Attachment: 2		Exhibit: C			
CATEGORY	RATE ELEMENTS	Interim	Zone	BCS	USOC	RATES(\$)				Svc Order Submitted Elec per LSR	Svc Order Submitted Manually per LSR	Incremental Charge - Manual Svc Order vs. Electronic-1st	Incremental Charge - Manual Svc Order vs. Electronic-Add'l	Incremental Charge - Manual Svc Order vs. Electronic-Disc 1st	Incremental Charge - Manual Svc Order vs. Electronic-Disc Add'l
						Rec	Nonrecurring First	Add'l	Nonrecurring Disconnect First						
										SOMEc	SOMAN	SOMAN	SOMAN	SOMAN	SOMAN
	2-Wire Voice Unbundled PBX Collierville and Memphis Calling Port			UEPPX	UEPXU	14.00	90.00	90.00				30.89	7.03		
	2-Wire Voice Unbundled 2-Way PBX Tennessee RegionServ Calling Port			UEPPX	UEPXV	14.00	90.00	90.00				30.89	7.03		
	Tennessee PBX 2-Way Combo Each Additional Trunk Collierville and Memphis Local Calling Plan			UEPPX	UEPA6	14.00	90.00	90.00				30.89	7.03		
	Tennessee PBX 2-Way Combo First Trunk Collierville and Memphis Local Calling Plan			UEPPX	UEPA7	14.00	90.00	90.00				30.89	7.03		
LOCAL NUMBER PORTABILITY															
	Local Number Portability (1 per port)			UEPPX	LNPCP	3.15	0.00	0.00							
FEATURES															
	All Features Offered			UEPPX	UEPVF	0.00	0.00	0.00				30.89	7.03		
NONRECURRING CHARGES - CURRENTLY COMBINED															
	2-Wire Voice Grade Loop/ Line Port Combination - Switch-As-Is			UEPPX	USAC2		41.50	41.50				30.89	7.03		
	2-Wire Voice Grade Loop/ Line Port Combination - Switch with Change			UEPPX	USACC		41.50	41.50				30.89	7.03		
ADDITIONAL NRCS															
	2-Wire Voice Grade Loop/ Line Port Combination - Subsequent			UEPPX	USAS2	0.00	0.00	0.00				30.89	7.03		
	2 Wire Loop/Line Side Port Combination - Non feature - Subsequent Activity - Nonrecurring						0.00	0.00				30.89	7.03		
	PBX Subsequent Activity - Change/Rearrange Multiline Hunt Group						14.64	14.64				30.89	7.03		
2-WIRE VOICE GRADE LOOP WITH 2-WIRE ANALOG LINE COIN PORT UNE Port/Loop Combination Rates															
	2-Wire VG Coin Port/Loop Combo – Zone 1		1				26.48								
	2-Wire VG Coin Port/Loop Combo – Zone 2		2				30.31								
	2-Wire VG Coin Port/Loop Combo – Zone 3		3				35.32								
UNE Loop Rates															
	2-Wire Voice Grade Loop (SL1) - Zone 1		1	UEPCO	UEPLX		12.48								
	2-Wire Voice Grade Loop (SL1) - Zone 2		2	UEPCO	UEPLX		16.31								
	2-Wire Voice Grade Loop (SL1) - Zone 3		3	UEPCO	UEPLX		21.32								
2-Wire Voice Grade Line Port Rates (Coin)															
	2-Wire Coin 2-Way without Operator Screening and without Blocking (TN)			UEPCO	UEPTB	14.00	90.00	90.00				30.89	7.03		
	2-Wire Coin 2-Way with Operator Screening and Blocking: 011, 900/976, 1+DDD (NC, TN)			UEPCO	UEPRP	14.00	90.00	90.00				30.89	7.03		
	2-Wire Coin 2-Way with Operator Screening and 011 Blocking (TN)			UEPCO	UEPTA	14.00	90.00	90.00				30.89	7.03		
	2-Wire Coin 2-Way with Operator Screening and Blocking: 900/976, 1+DDD, 011+, and Local (NC, TN)			UEPCO	UEPCA	14.00	90.00	90.00				30.89	7.03		
	2-Wire Coin Outward with Operator Screening and 011 Blocking (TN)			UEPCO	UEPTC	14.00	90.00	90.00				30.89	7.03		
	2-Wire Coin Outward with Operator Screening and Blocking: 900/976, 1+DDD, 011+, and Local (TN)			UEPCO	UEPOT	14.00	90.00	90.00				30.89	7.03		
LOCAL NUMBER PORTABILITY															
	Local Number Portability (1 per port)			UEPCO	LNPCX	0.35									
NONRECURRING CHARGES - CURRENTLY COMBINED															
	2-Wire Voice Grade Loop/ Line Port Combination - Switch-As-Is			UEPCO	USAC2		41.50	41.50				30.89	7.03		
	2-Wire Voice Grade Loop/ Line Port Combination - Switch with Change			UEPCO	USACC		41.50	41.50				30.89	7.03		
ADDITIONAL NRCS															
	2-Wire Voice Grade Loop/ Line Port Combination - Subsequent			UEPCO	USAS2	0.00	0.00	0.00				30.89	7.03		
UNBUNDLED PORT/LOOP COMBINATIONS - MARKET BASED RATES															
2-WIRE VOICE GRADE LOOP- BUS ONLY - WITH 2-WIRE DID TRUNK PORT UNE Port/Loop Combination Rates															

UNBUNDLED NETWORK ELEMENTS - Tennessee										Attachment: 2		Exhibit: C						
CATEGORY	RATE ELEMENTS	Interim	Zone	BCS	USOC	RATES(\$)	Svc Order Submitted Elec per LSR	Svc Order Submitted Manually per LSR	Incremental Charge - Manual Svc Order vs. Electronic-1st	Incremental Charge - Manual Svc Order vs. Electronic-Add'l	Incremental Charge - Manual Svc Order vs. Electronic-Disc 1st	Incremental Charge - Manual Svc Order vs. Electronic-Disc Add'l						
													Rec	Nonrecurring First	Add'l	Nonrecurring First	Disconnect Add'l	OSS Rates(\$)
													SOME C	SOMAN	SOMAN	SOMAN	SOMAN	SOMAN
	2-Wire VG Loop/2-Wire DID Trunk Port Combo - UNE Zone 1		1			49.60												
	2-Wire VG Loop/2-Wire DID Trunk Port Combo - UNE Zone 2		2			51.09												
	2-Wire VG Loop/2-Wire DID Trunk Port Combo - UNE Zone 3		3			56.00												
UNE Loop Rates																		
	2-Wire Analog Voice Grade Loop - (SL2) - UNE Zone 1		1	UEPPX	UECD1	9.60												
	2-Wire Analog Voice Grade Loop - (SL2) - UNE Zone 2		2	UEPPX	UECD1	11.09												
	2-Wire Analog Voice Grade Loop - (SL2) - UNE Zone 3		3	UEPPX	UECD1	16.00												
	Exchange Ports - 2-Wire DID Port			UEPPX	UEPD1	40.00	600.00	45.00	8.45	3.91	30.89	7.03						
NONRECURRING CHARGES - CURRENTLY COMBINED																		
	2-Wire Voice Grade Loop / 2-Wire DID Trunk Port Combination - Switch-As-Is Top 8 MSAs only			UEPPX	USAC1		100.00	42.50			30.89	7.03						
	2-Wire Voice Grade Loop / 2-Wire DID Trunk Port Conversion with BellSouth Allowable Changes Top 8 MSAs only			UEPPX	USA1C		100.00	42.50			30.89	7.03						
Telephone Number/Trunk Group Establishment Charges																		
	DID Trunk Termination (One Per Port)			UEPPX	NDT	0.00	0.00	0.00										
	Additional DID Numbers for each Group of 20 DID Numbers			UEPPX	ND4	0.00	0.00	0.00										
	DID Numbers, Non- consecutive DID Numbers , Per Number			UEPPX	ND5	0.00	0.00	0.00										
	Reserve Non-Consecutive DID numbers			UEPPX	ND6	0.00	0.00	0.00										
	Reserve DID Numbers			UEPPX	NDV	0.00	0.00	0.00										
LOCAL NUMBER PORTABILITY																		
	Local Number Portability (1 per port)			UEPPX	LNPCP	3.15	0.00	0.00										
2-WIRE ISDN DIGITAL GRADE LOOP WITH 2-WIRE ISDN DIGITAL LINE SIDE PORT																		
UNE Port/Loop Combination Rates																		
	2W ISDN Digital Grade Loop/2W ISDN Digital Line Side Port - UNE Zone 1		1	UEPPB	UEPPR	32.27												
	2W ISDN Digital Grade Loop/2W ISDN Digital Line Side Port - UNE Zone 2		2	UEPPB	UEPPR	34.78												
	2W ISDN Digital Grade Loop/2W ISDN Digital Line Side Port - UNE Zone 3		3	UEPPB	UEPPR	44.32												
	2-Wire ISDN Digital Grade Loop - UNE Zone 1		1	UEPPB	UEPPR	16.20												
	2-Wire ISDN Digital Grade Loop - UNE Zone 2		2	UEPPB	UEPPR	18.71												
	2-Wire ISDN Digital Grade Loop - UNE Zone 3		3	UEPPB	UEPPR	28.25												
	Exchange Port - 2-Wire ISDN Line Side Port			UEPPB	UEPPR	80.00	525.00	400.00	75.00	70.00	30.89	7.03						
NONRECURRING CHARGES - CURRENTLY COMBINED																		
	2-Wire ISDN Digital Grade Loop / 2-Wire ISDN Line Side Port Combination - Conversion - Top 8 MSAs only			UEPPB	UEPPR	0.00	225.00	225.00			30.89	7.03						
ADDITIONAL NRCS																		
	2-Wire ISDN Loop / 2-Wire ISDN Port Combination - Sub Acty Non Feature/Add Trunk			UEPPB	UEPPR		212.88				30.89	7.03						
LOCAL NUMBER PORTABILITY																		
	Local Number Portability (1 per port)			UEPPB	UEPPR	0.35	0.00	0.00										
B-CHANNEL USER PROFILE ACCESS:																		
	CVS/CSD (DMS/5ESS)			UEPPB	UEPPR	0.00	0.00	0.00										
	CVS (EWSD)			UEPPB	UEPPR	0.00	0.00	0.00										
	CSD			UEPPB	UEPPR	0.00	0.00	0.00										
B-CHANNEL AREA PLUS USER PROFILE ACCESS: (AL,KY,LA,MS SC,MS, & TN)																		
	CVS/CSD (DMS/5ESS)			UEPPB	UEPPR	0.00	0.00	0.00										
	CVS (EWSD)			UEPPB	UEPPR	0.00	0.00	0.00										
	CSD			UEPPB	UEPPR	0.00	0.00	0.00										
USER TERMINAL PROFILE																		
	User Terminal Profile (EWSD only)			UEPPB	UEPPR	0.00	0.00	0.00										
VERTICAL FEATURES																		
	All Vertical Features - One per Channel B User Profile			UEPPB	UEPPR	0.00	0.00	0.00										
	Interoffice Channel mileage each, including first mile and facilities termination			UEPPB	UEPPR	17.91	53.99	17.37										
	Interoffice Channel mileage each, additional mile			UEPPB	UEPPR	0.173	0.00	0.00										
4-WIRE DS1 DIGITAL LOOP WITH 4-WIRE ISDN DS1 DIGITAL TRUNK PORT																		
UNE Port/Loop Combination Rates																		

UNBUNDLED NETWORK ELEMENTS - Tennessee										Attachment: 2		Exhibit: C			
CATEGORY	RATE ELEMENTS	Interim	Zone	BCS	USOC	RATES(\$)				Svc Order Submitted Elec per LSR	Svc Order Submitted Manually per LSR	Incremental Charge - Manual Svc Order vs. Electronic-1st	Incremental Charge - Manual Svc Order vs. Electronic-Add'l	Incremental Charge - Manual Svc Order vs. Electronic-Disc 1st	Incremental Charge - Manual Svc Order vs. Electronic-Disc Add'l
						Rec	Nonrecurring First	Add'l	Nonrecurring Disconnect First						
										SOMEc	SOMAN	SOMAN	SOMAN	SOMAN	SOMAN
	384 DS0 Channel Capacity - 1 per 16 DS1s			UEPMG	VUM38	2,109.92	0.00	0.00				30.89	7.03		
	480 DS0 Channel Capacity - 1 per 20 DS1s			UEPMG	VUM40	2,637.40	0.00	0.00				30.89	7.03		
	576 DS0 Channel Capacity - 1 per 24 DS1s			UEPMG	VUM57	3,164.88	0.00	0.00				30.89	7.03		
	672 DS0 Channel Capacity - 1 per 28 DS1s			UEPMG	VUM67	3,692.36	0.00	0.00				30.89	7.03		
Non-Recurring Charges (NRC) Associated with 4-Wire DS1 Loop with Channelization with Port - Conversion Charge Based on a System															
A Minimum System configuration is One (1) DS1, One (1) D4 Channel Bank, and Up To 24 DSO Ports with Feature Activations.															
Multiples of this configuration functioning as one are considered Add'l after the minimum system configuration is counted.															
	NRC - Conversion (Currently Combined) with or without BellSouth Allowed Changes - Top 8 MSAs Only			UEPMG	USAC4	0.00	303.61	15.74				30.89	7.03		
System Additions Where Currently Combined and New (Not Currently Combined)															
In Density Zone 1 Top 8 MSAs															
	1 DS1/D4 Channel Bank - Add NRC for each Port and Assoc Fea Activation -			UEPMG	VUMD4	0.00	704.68	441.48	138.36	16.41		30.89	7.03		
Bipolar 8 Zero Substitution															
	Clear Channel Capability Format, superframe - Subsequent Activity Only			UEPMG	CCOSF	0.00	0.00	590.00							
	Clear Channel Capability Format - Extended Superframe - Subsequent Activity Only			UEPMG	CCOEF	0.00	0.00	590.00							
Alternate Mark Inversion (AMI)															
	Superframe Format			UEPMG	MCOSF	0.00	0.00	0.00							
	Extended Superframe Format			UEPMG	MCOPO	0.00	0.00	0.00							
Exchange Ports Associated with 4-Wire DS1 Loop with Channelization with Port															
Exchange Ports															
	Line Side Combination Channelized PBX Trunk Port - Business			UEPPX	UEPCX	14.00	0.00	0.00	0.00	0.00		30.89	7.03		
	Line Side Outward Channelized PBX Trunk Port - Business			UEPPX	UEPOX	14.00	0.00	0.00	0.00	0.00		30.89	7.03		
	Line Side Inward Only Channelized PBX Trunk Port without DID			UEPPX	UEP1X	14.00	0.00	0.00	0.00	0.00		30.89	7.03		
	2-Wire Trunk Side Unbundled Channelized DID Trunk Port			UEPPX	UEPDM	40.00	0.00	0.00	0.00	0.00		30.89	7.03		
Feature Activations - Unbundled Loop Concentration															
	Feature (Service) Activation for each Line Side Port Terminated in D4 Bank			UEPPX	1PQWM	0.66	40.00	20.00	6.00	5.00					
	Feature (Service) Activation for each Trunk Side Port Terminated in D4 Bank			UEPPX	1PQWU	0.66	110.00	30.00	75.00	15.00					
Telephone Number/ Group Establishment Charges for DID Service															
	DID Trunk Termination (1 per Port)			UEPPX	NDT	0.00	0.00	0.00							
	DID Numbers - groups of 20 - Valid all States			UEPPX	ND4	0.00	0.00	0.00							
	Non-Consecutive DID Numbers - per number			UEPPX	ND5	0.00	0.00	0.00							
	Reserve Non-Consecutive DID Numbers			UEPPX	ND6	0.00	0.00	0.00							
	Reserve DID Numbers			UEPPX	NDV	0.00	0.00	0.00							
Local Number Portability															
	Local Number Portability - 1 per port			UEPPX	LNPCP	3.15	0.00	0.00							
FEATURES - Vertical and Optional															
Local Switching Features Offered with Line Side Ports Only															
	All Features Available			UEPPX	UEPVF	0.00	0.00	0.00							
UNBUNDLED CENTREX PORT/LOOP COMBINATIONS - COST BASED RATES															
1. Cost Based Rates are applied where BellSouth is required by FCC and/or State Commission rule to provide Unbundled Local Switching or Switch Ports.															
2. Features shall apply to the Unbundled Port/Loop Combination - Cost Based Rate section in the same manner as they are applied to the Stand-Alone Unbundled Port section of this Rate Exhibit.															
3. End Office and Tandem Switching Usage and Common Transport Usage rates in the Port section of this rate exhibit shall apply to all combinations of loop/port network elements except for UNE Coin Port/Loop Combinations.															
4. The first and additional Port nonrecurring charges apply to Not Currently Combined Combos. For Currently Combined Combos, the nonrecurring charges shall be those identified in the Nonrecurring - Currently Combined sections. Additional NRCs may apply also and are categorized accordingly.															
5. Market Rates for Unbundled Centrex Port/Loop Combination will be negotiated on an Individual Case Basis, until further notice.															
UNE-P CENTREX - 1AESS - (Valid in AL,FL,GA,KY,LA,MS,&TN only)															
2-Wire VG Loop/2-Wire Voice Grade Port (Centrex) Combo															
UNE Port/Loop Combination Rates (Non-Design)															
	2-Wire VG Loop/2-Wire Voice Grade Port (Centrex) Port Combo - Non-Design		1	UEP91		14.18									
	2-Wire VG Loop/2-Wire Voice Grade Port (Centrex)Port Combo - Non-Design		2	UEP91		18.01									

UNBUNDLED NETWORK ELEMENTS - Tennessee										Attachment: 2		Exhibit: C				
CATEGORY	RATE ELEMENTS	Interim	Zone	BCS	USOC	RATES(\$)				Svc Order Submitted Elec per LSR	Svc Order Submitted Manually per LSR	Incremental Charge - Manual Svc Order vs. Electronic-1st	Incremental Charge - Manual Svc Order vs. Electronic-Add'l	Incremental Charge - Manual Svc Order vs. Electronic-Disc 1st	Incremental Charge - Manual Svc Order vs. Electronic-Disc Add'l	
						Rec	Nonrecurring First	Add'l	Nonrecurring First							Disconnect Add'l
											SOMEc	SOMAN	SOMAN	SOMAN	SOMAN	SOMAN
	2-Wire VG Loop/2-Wire Voice Grade Port (Centrex)Port Combo - Non-Design		3	UEP91			23.02									
UNE Port/Loop Combination Rates (Design)																
	2-Wire VG Loop/2-Wire Voice Grade Port (Centrex) Port Combo - Design		1	UEP91			18.26									
	2-Wire VG Loop/2-Wire Voice Grade Port (Centrex)Port Combo - Design		2	UEP91			23.33									
	2-Wire VG Loop/2-Wire Voice Grade Port (Centrex)Port Combo - Design		3	UEP91			29.98									
UNE Loop Rate																
	2-Wire Voice Grade Loop (SL 1) - Zone 1		1	UEP91	UECS1		12.48									
	2-Wire Voice Grade Loop (SL 1) - Zone 2		2	UEP91	UECS1		16.31									
	2-Wire Voice Grade Loop (SL 1) - Zone 3		3	UEP91	UECS1		21.32									
	2-Wire Voice Grade Loop (SL 2) - Zone 1		1	UEP91	UECS2		16.56									
	2-Wire Voice Grade Loop (SL 2) - Zone 2		2	UEP91	UECS2		21.63									
	2-Wire Voice Grade Loop (SL 2) - Zone 3		3	UEP91	UECS2		28.28									
UNE Ports																
All States (Except North Carolina and Sout Carolina)																
	2-Wire Voice Grade Port (Centrex) Basic Local Area			UEP91	UEPYA	1.70	22.14	15.25	8.45	3.91		30.89	7.03			
	2-Wire Voice Grade Port (Centrex 800 termination)Basic Local Area			UEP91	UEPYB	1.70	22.14	15.25	8.45	3.91		30.89	7.03			
	2-Wire Voice Grade Port (Centrex with Caller ID)1Basic Local Area			UEP91	UEPYH	1.70	22.14	15.25	8.45	3.91		30.89	7.03			
	2-Wire Voice Grade Port (Centrex from diff Serving Wire Center)2 Basic Local Area			UEP91	UEPYM	1.70	22.14	15.25	8.45	3.91		30.89	7.03			
	2-Wire Voice Grade Port, Diff Serving Wire Center - 800 Service Term - Basic Local Area			UEP91	UEPYZ	1.70	22.14	15.25	8.45	3.91		30.89	7.03			
	2-Wire Voice Grade Port terminated in on Megalink or equivalent - Basic Local Area			UEP91	UEPY9	1.70	22.14	15.25	8.45	3.91		30.89	7.03			
	2-Wire Voice Grade Port Terminated on 800 Service Term - Basic Local Area			UEP91	UEPY2	1.70	22.14	15.25	8.45	3.91		30.89	7.03			
AL, KY, LA, MS, & TN Only																
	2-Wire Voice Grade Port (Centrex)			UEP91	UEPQA	1.70	22.14	15.25	8.45	3.91		30.89	7.03			
	2-Wire Voice Grade Port (Centrex 800 termination)			UEP91	UEPQB	1.70	22.14	15.25	8.45	3.91		30.89	7.03			
	2-Wire Voice Grade Port (Centrex with Caller ID)1			UEP91	UEPQH	1.70	22.14	15.25	8.45	3.91		30.89	7.03			
	2-Wire Voice Grade Port (Centrex from diff Serving Wire Center)2			UEP91	UEPQM	1.70	22.14	15.25	8.45	3.91		30.89	7.03			
	2-Wire Voice Grade Port, Diff Serving Wire Center - 800 Service Term			UEP91	UEPQZ	1.70	22.14	15.25	8.45	3.91		30.89	7.03			
	2-Wire Voice Grade Port terminated in on Megalink or equivalent			UEP91	UEPQ9	1.70	22.14	15.25	8.45	3.91		30.89	7.03			
	2-Wire Voice Grade Port Terminated on 800 Service Term			UEP91	UEPQ2	1.70	22.14	15.25	8.45	3.91		30.89	7.03			
Local Switching																
	Centrex Intercom Funtionalty, per port			UEP91	URECS	0.6381										
Local Number Portability																
	Local Number Portability (1 per port)			UEP91	LNPCc	0.35										
Features																
	All Standard Features Offered, per port			UEP91	UEPVF	0.00						30.89	7.03			
	All Select Features Offered, per port			UEP91	UEPVS	0.00	433.78					30.89	7.03			
	All Centrex Control Features Offered, per port			UEP91	UEPVC	0.00						30.89	7.03			
NARS																
	Unbundled Network Access Register - Combination			UEP91	UARCX	0.00	0.00	0.00				30.89	7.03			
	Unbundled Network Access Register - Indial			UEP91	UAR1X	0.00	0.00	0.00				30.89	7.03			
	Unbundled Network Access Register - Outdial			UEP91	UAROx	0.00	0.00	0.00				30.89	7.03			
Miscellaneous Terminations																
2-Wire Trunk Side																
	Trunk Side Terminations, each			UEP91	CENA6	8.78	22.14	15.25	8.45	3.91		30.89	7.03			
Interoffice Channel Mileage - 2-Wire																
	Interoffice Channel Facilities Termination - Voice Grade			UEP91	M1GBC	18.58	22.14	15.25	8.45	3.91		30.89	7.03			

UNBUNDLED NETWORK ELEMENTS - Tennessee										Attachment: 2		Exhibit: C			
CATEGORY	RATE ELEMENTS	Interim	Zone	BCS	USOC	RATES(\$)				Svc Order Submitted Elec per LSR	Svc Order Submitted Manually per LSR	Incremental Charge - Manual Svc Order vs. Electronic-1st	Incremental Charge - Manual Svc Order vs. Electronic-Add'l	Incremental Charge - Manual Svc Order vs. Electronic-Disc 1st	Incremental Charge - Manual Svc Order vs. Electronic-Disc Add'l
						Rec	Nonrecurring First	Add'l	Nonrecurring Disconnect First						
	Interoffice Channel mileage, per mile or fraction of mile			UEP91	M1GBM	0.0174									
	Feature Activations (DS0) Centrex Loops on Channelized DS1 Service														
	D4 Channel Bank Feature Activations														
	Feature Activation on D-4 Channel Bank Centrex Loop Slot			UEP91	1PQWS	0.66									
	Feature Activation on D-4 Channel Bank FX line Side Loop Slot			UEP91	1PQW6	0.66									
	Feature Activation on D-4 Channel Bank FX Trunk Side Loop Slot			UEP91	1PQW7	0.66									
	Feature Activation on D-4 Channel Bank Centrex Loop Slot - Different Wire Center			UEP91	1PQWP	0.66									
	Feature Activation on D-4 Channel Bank Private Line Loop Slot			UEP91	1PQWV	0.66									
	Feature Activation on D-4 Channel Bank Tjje Line/Trunk Loop Slot			UEP91	1PQWQ	0.66									
	Feature Activation on D-4 Channel Bank WATS Loop Slot			UEP91	1PQWA	0.66									
	Non-Recurring Charges (NRC) Associated with UNE-P Centrex														
	Conversion - Currently Combined Switch-As-Is with allowed changes, per port			UEP91	USAC2		1.03	0.29			30.89	7.03			
	New Centrex Standard Common Block			UEP91	M1ACS	0.00	658.60				30.89	7.03			
	New Centrex Customized Common Block			UEP91	M1ACC	0.00	658.60				30.89	7.03			
	Secondary Block, per Block			UEP91	M2CC1	0.00	73.55				30.89	7.03			
	NAR Establishment Charge, Per Occasion			UEP91	URECA		68.57				30.89	7.03			
	UNE-P CENTREX - 5ESS (Valid in All States)														
	2-Wire VG Loop/2-Wire Voice Grade Port (Centrex) Combo														
	UNE Port/Loop Combination Rates (Non-Design)														
	2-Wire VG Loop/2-Wire Voice Grade Port (Centrex) Port Combo - Non-Design		1	UEP95		14.18									
	2-Wire VG Loop/2-Wire Voice Grade Port (Centrex)Port Combo - Non-Design		2	UEP95		18.01									
	2-Wire VG Loop/2-Wire Voice Grade Port (Centrex)Port Combo - Non-Design		3	UEP95		23.02									
	UNE Port/Loop Combination Rates (Design)														
	2-Wire VG Loop/2-Wire Voice Grade Port (Centrex) Port Combo - Design		1	UEP95		18.26									
	2-Wire VG Loop/2-Wire Voice Grade Port (Centrex)Port Combo - Design		2	UEP95		23.33									
	2-Wire VG Loop/2-Wire Voice Grade Port (Centrex)Port Combo - Design		3	UEP95		29.98									
	UNE Loop Rate														
	2-Wire Voice Grade Loop (SL 1) - Zone 1		1	UEP95	UECS1	12.48									
	2-Wire Voice Grade Loop (SL 1) - Zone 2		2	UEP95	UECS1	16.31									
	2-Wire Voice Grade Loop (SL 1) - Zone 3		3	UEP95	UECS1	21.32									
	2-Wire Voice Grade Loop (SL 2) - Zone 1		1	UEP95	UECS2	16.56									
	2-Wire Voice Grade Loop (SL 2) - Zone 2		2	UEP95	UECS2	21.63									
	2-Wire Voice Grade Loop (SL 2) - Zone 3		3	UEP95	UECS2	28.28									
	UNE Port Rate														
	All States														
	2-Wire Voice Grade Port (Centrex) Basic Local Area			UEP95	UEPYA	1.70	22.14	15.25	8.45	3.91	30.89	7.03			
	2-Wire Voice Grade Port (Centrex 800 termination)			UEP95	UEPYB	1.70	22.14	15.25	8.45	3.91	30.89	7.03			
	2-Wire Voice Grade Port (Centrex with Caller ID)1Basic Local Area			UEP95	UEPYH	1.70	22.14	15.25	8.45	3.91	30.89	7.03			
	2-Wire Voice Grade Port (Centrex from diff Serving Wire Center)2 Basic Local Area			UEP95	UEPYM	1.70	22.14	15.25	8.45	3.91	30.89	7.03			
	2-Wire Voice Grade Port, Diff Serving Wire Center - 800 Service Term - Basic Local Area			UEP95	UEPYZ	1.70	22.14	15.25	8.45	3.91	30.89	7.03			
	2-Wire Voice Grade Port terminated in on Megalink or equivalent - Basic Local Area			UEP95	UEPY9	1.70	22.14	15.25	8.45	3.91	30.89	7.03			
	2-Wire Voice Grade Port Terminated on 800 Service Term - Basic Local Area			UEP95	UEPY2	1.70	22.14	15.25	8.45	3.91	30.89	7.03			

UNBUNDLED NETWORK ELEMENTS - Tennessee										Attachment: 2		Exhibit: C			
CATEGORY	RATE ELEMENTS	Interim	Zone	BCS	USOC	RATES(\$)				Svc Order Submitted Elec per LSR	Svc Order Submitted Manually per LSR	Incremental Charge - Manual Svc Order vs. Electronic-1st	Incremental Charge - Manual Svc Order vs. Electronic-Add'l	Incremental Charge - Manual Svc Order vs. Electronic-Disc 1st	Incremental Charge - Manual Svc Order vs. Electronic-Disc Add'l
						Rec	Nonrecurring First	Add'l	Nonrecurring First						
AL, KY, LA, MS, SC, & TN Only															
	2-Wire Voice Grade Port (Centrex)			UEP95	UEPQA	1.70	22.14	15.25	8.45	3.91		30.89	7.03		
	2-Wire Voice Grade Port (Centrex 800 termination)			UEP95	UEPQB	1.70	22.14	15.25	8.45	3.91		30.89	7.03		
	2-Wire Voice Grade Port (Centrex with Caller ID)1			UEP95	UEPQH	1.70	22.14	15.25	8.45	3.91		30.89	7.03		
	2-Wire Voice Grade Port (Centrex from diff Serving Wire Center)2			UEP95	UEPQM	1.70	22.14	15.25	8.45	3.91		30.89	7.03		
	2-Wire Voice Grade Port, Diff Serving Wire Center - 800 Service Term			UEP95	UEPQZ	1.70	22.14	15.25	8.45	3.91		30.89	7.03		
	2-Wire Voice Grade Port terminated in on Megalink or equivalent			UEP95	UEPQ9	1.70	22.14	15.25	8.45	3.91		30.89	7.03		
	2-Wire Voice Grade Port Terminated on 800 Service Term			UEP95	UEPQ2	1.70	22.14	15.25	8.45	3.91		30.89	7.03		
FL & GA Only															
Local Switching															
	Centrex Intercom Funtionalty, per port			UEP95	URECS	0.6381									
Local Number Portability															
	Local Number Portability (1 per port)			UEP95	LNPC	0.35									
Features															
	All Standard Features Offered, per port			UEP95	UEPVF	0.00						30.89	7.03		
	All Select Features Offered, per port			UEP95	UEPVS	0.00	433.78					30.89	7.03		
	All Centrex Control Features Offered, per port			UEP95	UEPVC	0.00						30.89	7.03		
NARS															
	Unbundled Network Access Register - Combination			UEP95	UARCX	0.00	0.00	0.00				30.89	7.03		
	Unbundled Network Access Register - Indial			UEP95	UAR1X	0.00	0.00	0.00				30.89	7.03		
	Unbundled Network Access Register - Outdial			UEP95	UAROY	0.00	0.00	0.00				30.89	7.03		
Miscellaneous Terminations															
2-Wire Trunk Side															
	Trunk Side Terminations, each			UEP95	CEND6	8.78	47.75	47.01	9.21	8.47		30.89	7.03		
4-Wire Digital (1.544 Megabits)															
	DS1 Circuit Terminations, each			UEP95	M1HD1	35.55	75.93	38.15				30.89	7.03		
	DS0 Channels Activated, each			UEP95	M1HDO	0.00	108.67					30.89	7.03		
Interoffice Channel Mileage - 2-Wire															
	Interoffice Channel Facilities Termination			UEP95	MIGBC	18.58	22.14	15.25	8.45	3.91		30.89	7.03		
	Interoffice Channel mileage, per mile or fraction of mile			UEP95	MIGBM	0.0174									
Feature Activations (DS0) Centrex Loops on Channelized DS1 Service															
D4 Channel Bank Feature Activations															
	Feature Activation on D-4 Channel Bank Centrex Loop Slot			UEP95	1PQWS	0.66									
	Feature Activation on D-4 Channel Bank FX line Side Loop Slot			UEP95	1PQW6	0.66									
	Feature Activation on D-4 Channel Bank FX Trunk Side Loop Slot			UEP95	1PQW7	0.66									
	Feature Activation on D-4 Channel Bank Centrex Loop Slot - Different Wire Center			UEP95	1PQWP	0.66									
	Feature Activation on D-4 Channel Bank Private Line Loop Slot			UEP95	1PQWV	0.66									
	Feature Activation on D-4 Channel Bank Tjje Line/Trunk Loop Slot			UEP95	1PQWQ	0.66									
	Feature Activation on D-4 Channel Bank WATS Loop Slot			UEP95	1PQWA	0.66									
Non-Recuring Charges (NRC) Associated with UNE-P Centrex															
	NRC Conversion Currently Combined Switch-As-Is with allowed changes, per port			UEP95	USAC2		1.03	0.29				30.89	7.03		
	New Centrex Standard Common Block			UEP95	M1ACS	0.00	658.60					30.89	7.03		
	New Centrex Customized Common Block			UEP95	M1ACC	0.00	658.60					30.89	7.03		
	NAR Establishment Charge, Per Occasion			UEP95	URECA	0.00	68.57					30.89	7.03		
UNE-P CENTREX - DMS100 (Valid in All States)															
2-Wire VG Loop/2-Wire Voice Grade Port (Centrex) Combo															
UNE Port/Loop Combination Rates (Non-Design)															
	2-Wire VG Loop/2-Wire Voice Grade Port (Centrex) Port Combo - Non-Design		1	UEP9D		14.18									

UNBUNDLED NETWORK ELEMENTS - Tennessee										Attachment: 2		Exhibit: C						
CATEGORY	RATE ELEMENTS	Interim	Zone	BCS	USOC	RATES(\$)				Svc Order Submitted Elec per LSR	Svc Order Submitted Manually per LSR	Incremental Charge - Manual Svc Order vs. Electronic-1st	Incremental Charge - Manual Svc Order vs. Electronic-Add'l	Incremental Charge - Manual Svc Order vs. Electronic-Disc 1st	Incremental Charge - Manual Svc Order vs. Electronic-Disc Add'l			
						Rec	Nonrecurring First	Add'l	Nonrecurring First							Disconnect Add'l	OSS Rates(\$)	
													SOMEc	SOMAN	SOMAN	SOMAN	SOMAN	SOMAN
	2-Wire VG Loop/2-Wire Voice Grade Port (Centrex)Port Combo - Non-Design		2	UEP9D		18.01												
	2-Wire VG Loop/2-Wire Voice Grade Port (Centrex)Port Combo - Non-Design		3	UEP9D		23.02												
	UNE Port/Loop Combination Rates (Design)																	
	2-Wire VG Loop/2-Wire Voice Grade Port (Centrex) Port Combo - Design		1	UEP9D		18.26												
	2-Wire VG Loop/2-Wire Voice Grade Port (Centrex)Port Combo - Design		2	UEP9D		23.33												
	2-Wire VG Loop/2-Wire Voice Grade Port (Centrex)Port Combo - Design		3	UEP9D		29.98												
	UNE Loop Rate																	
	2-Wire Voice Grade Loop (SL 1) - Zone 1		1	UEP9D	UECS1	12.48												
	2-Wire Voice Grade Loop (SL 1) - Zone 2		2	UEP9D	UECS1	16.31												
	2-Wire Voice Grade Loop (SL 1) - Zone 3		3	UEP9D	UECS1	21.32												
	2-Wire Voice Grade Loop (SL 2) - Zone 1		1	UEP9D	UECS2	16.56												
	2-Wire Voice Grade Loop (SL 2) - Zone 2		2	UEP9D	UECS2	21.63												
	2-Wire Voice Grade Loop (SL 2) - Zone 3		3	UEP9D	UECS2	28.28												
	UNE Port Rate																	
	ALL STATES																	
	2-Wire Voice Grade Port (Centrex) Basic Local Area			UEP9D	UEPYA	1.70	22.14	15.25	8.45	3.91			30.89	7.03				
	2-Wire Voice Grade Port (Centrex 800 termination)Basic Local Area			UEP9D	UEPYB	1.70	22.14	15.25	8.45	3.91			30.89	7.03				
	2-Wire Voice Grade Port (Centrex / EBS-PSET)3Basic Local Area			UEP9D	UEPYC	1.70	22.14	15.25	8.45	3.91			30.89	7.03				
	2-Wire Voice Grade Port (Centrex / EBS-M5009)3Basic Local Area			UEP9D	UEPYD	1.70	22.14	15.25	8.45	3.91			30.89	7.03				
	2-Wire Voice Grade Port (Centrex / EBS-M5209)3 Basic Local Area			UEP9D	UEPYE	1.70	22.14	15.25	8.45	3.91			30.89	7.03				
	2-Wire Voice Grade Port (Centrex / EBS-M5112)3 Basic Local Area			UEP9D	UEPYF	1.70	22.14	15.25	8.45	3.91			30.89	7.03				
	2-Wire Voice Grade Port (Centrex / EBS-M5312)3Basic Local Area			UEP9D	UEPYG	1.70	22.14	15.25	8.45	3.91			30.89	7.03				
	2-Wire Voice Grade Port (Centrex / EBS-M5008)3 Basic Local Area			UEP9D	UEPYT	1.70	22.14	15.25	8.45	3.91			30.89	7.03				
	2-Wire Voice Grade Port (Centrex / EBS-M5208)3 Basic Local Area			UEP9D	UEPYU	1.70	22.14	15.25	8.45	3.91			30.89	7.03				
	2-Wire Voice Grade Port (Centrex / EBS-M5216)3 Basic Local Area			UEP9D	UEPYV	1.70	22.14	15.25	8.45	3.91			30.89	7.03				
	2-Wire Voice Grade Port (Centrex / EBS-M5316)3 Basic Local Area			UEP9D	UEPY3	1.70	22.14	15.25	8.45	3.91			30.89	7.03				
	2-Wire Voice Grade Port (Centrex with Caller ID) Basic Local Area			UEP9D	UEPYH	1.70	22.14	15.25	8.45	3.91			30.89	7.03				
	2-Wire Voice Grade Port (Centrex/Caller ID/Msg Wtg Lamp Indication))3 Basic Local Area			UEP9D	UEPYW	1.70	22.14	15.25	8.45	3.91			30.89	7.03				
	2-Wire Voice Grade Port (Centrex/Msg Wtg Lamp Indication))3 Basic Local Area			UEP9D	UEPYJ	1.70	22.14	15.25	8.45	3.91			30.89	7.03				
	2-Wire Voice Grade Port (Centrex from diff Serving Wire Center) 2 Basic Local Area			UEP9D	UEPYM	1.70	22.14	15.25	8.45	3.91			30.89	7.03				
	2-Wire Voice Grade Port (Centrex/differ SWC /EBS-PSET)2, 3 Basic Local Area			UEP9D	UEPYO	1.70	22.14	15.25	8.45	3.91			30.89	7.03				
	2-Wire Voice Grade Port (Centrex/differ SWC /EBS-M5009)2, 3 Basic Local Area			UEP9D	UEPYP	1.70	22.14	15.25	8.45	3.91			30.89	7.03				
	2-Wire Voice Grade Port (Centrex/differ SWC /EBS-5209)2, 3 Basic Local Area			UEP9D	UEPYQ	1.70	22.14	15.25	8.45	3.91			30.89	7.03				
	2-Wire Voice Grade Port (Centrex/differ SWC /EBS-M5112)2, 3 Basic Local Area			UEP9D	UEPYR	1.70	22.14	15.25	8.45	3.91			30.89	7.03				
	2-Wire Voice Grade Port (Centrex/differ SWC /EBS-M5312)2, 3 Basic Local Area			UEP9D	UEPYS	1.70	22.14	15.25	8.45	3.91			30.89	7.03				

UNBUNDLED NETWORK ELEMENTS - Tennessee										Attachment: 2		Exhibit: C			
CATEGORY	RATE ELEMENTS	Interim	Zone	BCS	USOC	RATES(\$)				Svc Order Submitted Elec per LSR	Svc Order Submitted Manually per LSR	Incremental Charge - Manual Svc Order vs. Electronic-1st	Incremental Charge - Manual Svc Order vs. Electronic-Add'l	Incremental Charge - Manual Svc Order vs. Electronic-Disc 1st	Incremental Charge - Manual Svc Order vs. Electronic-Disc Add'l
						Rec	Nonrecurring First	Add'l	Nonrecurring First						
										SOMEc	SOMAN	SOMAN	SOMAN	SOMAN	SOMAN
	2-Wire Voice Grade Port (Centrex/differ SWC /EBS-M5008)2, 3 Basic Local Area			UEP9D	UEPY4	1.70	22.14	15.25	8.45	3.91		30.89	7.03		
	2-Wire Voice Grade Port (Centrex/differ SWC /EBS-M5208)2, 3 Basic Local Area			UEP9D	UEPY5	1.70	22.14	15.25	8.45	3.91		30.89	7.03		
	2-Wire Voice Grade Port (Centrex/differ SWC /EBS-M5216)2, 3 Basic Local Area			UEP9D	UEPY6	1.70	22.14	15.25	8.45	3.91		30.89	7.03		
	2-Wire Voice Grade Port (Centrex/differ SWC /EBS-M5316)2, 3 Basic Local Area			UEP9D	UEPY7	1.70	22.14	15.25	8.45	3.91		30.89	7.03		
	2-Wire Voice Grade Port, Diff Serving Wire Center - 800 Service Term			UEP9D	UEPYZ	1.70	22.14	15.25	8.45	3.91		30.89	7.03		
	2-Wire Voice Grade Port terminated in on Megalink or equivalent Basic Local Area			UEP9D	UEPY9	1.70	22.14	15.25	8.45	3.91		30.89	7.03		
	2-Wire Voice Grade Port Terminated on 800 Service Term Basic Local Area			UEP9D	UEPY2	1.70	22.14	15.25	8.45	3.91		30.89	7.03		
	AL, KY, LA, MS, SC, & TN Only														
	2-Wire Voice Grade Port (Centrex)			UEP9D	UEPQA	1.70	22.14	15.25	8.45	3.91		30.89	7.03		
	2-Wire Voice Grade Port (Centrex 800 termination)			UEP9D	UEPQB	1.70	22.14	15.25	8.45	3.91		30.89	7.03		
	2-Wire Voice Grade Port (Centrex / EBS-PSET)3			UEP9D	UEPQC	1.70	22.14	15.25	8.45	3.91		30.89	7.03		
	2-Wire Voice Grade Port (Centrex / EBS-M5009)3			UEP9D	UEPQD	1.70	22.14	15.25	8.45	3.91		30.89	7.03		
	2-Wire Voice Grade Port (Centrex / EBS-M5209)3			UEP9D	UEPQE	1.70	22.14	15.25	8.45	3.91		30.89	7.03		
	2-Wire Voice Grade Port (Centrex / EBS-M5112)3			UEP9D	UEPQF	1.70	22.14	15.25	8.45	3.91		30.89	7.03		
	2-Wire Voice Grade Port (Centrex / EBS-M5312)3			UEP9D	UEPQG	1.70	22.14	15.25	8.45	3.91		30.89	7.03		
	2-Wire Voice Grade Port (Centrex / EBS-M5008)3			UEP9D	UEPQT	1.70	22.14	15.25	8.45	3.91		30.89	7.03		
	2-Wire Voice Grade Port (Centrex / EBS-M5208)3			UEP9D	UEPQU	1.70	22.14	15.25	8.45	3.91		30.89	7.03		
	2-Wire Voice Grade Port (Centrex / EBS-M5216)3			UEP9D	UEPQV	1.70	22.14	15.25	8.45	3.91		30.89	7.03		
	2-Wire Voice Grade Port (Centrex / EBS-M5316)3			UEP9D	UEPQ3	1.70	22.14	15.25	8.45	3.91		30.89	7.03		
	2-Wire Voice Grade Port (Centrex with Caller ID)			UEP9D	UEPQH	1.70	22.14	15.25	8.45	3.91		30.89	7.03		
	2-Wire Voice Grade Port (Centrex/Caller ID/Msg Wtg Lamp Indication)3			UEP9D	UEPQW	1.70	22.14	15.25	8.45	3.91		30.89	7.03		
	2-Wire Voice Grade Port (Centrex/Msg Wtg Lamp Indication)3			UEP9D	UEPQJ	1.70	22.14	15.25	8.45	3.91		30.89	7.03		
	2-Wire Voice Grade Port (Centrex from diff Serving Wire Center) 2			UEP9D	UEPQM	1.70	22.14	15.25	8.45	3.91		30.89	7.03		
	2-Wire Voice Grade Port (Centrex/differ SWC /EBS-PSET)2, 3			UEP9D	UEPQO	1.70	22.14	15.25	8.45	3.91		30.89	7.03		
	2-Wire Voice Grade Port (Centrex/differ SWC /EBS-M5009)2, 3			UEP9D	UEPQP	1.70	22.14	15.25	8.45	3.91		30.89	7.03		
	2-Wire Voice Grade Port (Centrex/differ SWC /EBS-5209)2, 3			UEP9D	UEPQQ	1.70	22.14	15.25	8.45	3.91		30.89	7.03		
	2-Wire Voice Grade Port (Centrex/differ SWC /EBS-M5112)2, 3			UEP9D	UEPQR	1.70	22.14	15.25	8.45	3.91		30.89	7.03		
	2-Wire Voice Grade Port (Centrex/differ SWC /EBS-M5312)2, 3			UEP9D	UEPQS	1.70	22.14	15.25	8.45	3.91		30.89	7.03		
	2-Wire Voice Grade Port (Centrex/differ SWC /EBS-M5008)2, 3			UEP9D	UEPQ4	1.70	22.14	15.25	8.45	3.91		30.89	7.03		
	2-Wire Voice Grade Port (Centrex/differ SWC /EBS-M5208)2, 3			UEP9D	UEPQ5	1.70	22.14	15.25	8.45	3.91		30.89	7.03		
	2-Wire Voice Grade Port (Centrex/differ SWC /EBS-M5216)2, 3			UEP9D	UEPQ6	1.70	22.14	15.25	8.45	3.91		30.89	7.03		
	2-Wire Voice Grade Port (Centrex/differ SWC /EBS-M5316)2, 3			UEP9D	UEPQ7	1.70	22.14	15.25	8.45	3.91		30.89	7.03		
	2-Wire Voice Grade Port, Diff Serving Wire Center - 800 Service Term			UEP9D	UEPQZ	1.70	22.14	15.25	8.45	3.91		30.89	7.03		
	2-Wire Voice Grade Port terminated in on Megalink or equivalent			UEP9D	UEPQ9	1.70	22.14	15.25	8.45	3.91		30.89	7.03		
	2-Wire Voice Grade Port Terminated on 800 Service Term			UEP9D	UEPQ2	1.70	22.14	15.25	8.45	3.91		30.89	7.03		
	Local Switching														
	Centrex Intercom Functionality, per port			UEP9D	URECS	0.6381									
	Local Number Portability														
	Local Number Portability (1 per port)			UEP9D	LNPC	0.35									
	Features														
	All Standard Features Offered, per port			UEP9D	UEPVF	0.00						30.89	7.03		

UNBUNDLED NETWORK ELEMENTS - Tennessee											Attachment: 2		Exhibit: C				
CATEGORY	RATE ELEMENTS	Interim	Zone	BCS	USOC	RATES(\$)				Svc Order Submitted Elec per LSR	Svc Order Submitted Manually per LSR	Incremental Charge - Manual Svc Order vs. Electronic-1st	Incremental Charge - Manual Svc Order vs. Electronic-Add'l	Incremental Charge - Manual Svc Order vs. Electronic-Disc 1st	Incremental Charge - Manual Svc Order vs. Electronic-Disc Add'l		
						Rec	Nonrecurring First	Add'l	Nonrecurring First							Nonrecurring Disconnect Add'l	OSS Rates(\$)
													SOMEc	SOMAN	SOMAN	SOMAN	SOMAN
	All Select Features Offered, per port			UEP9D	UEPVS	0.00	433.78							30.89	7.03		
	All Centrex Control Features Offered, per port			UEP9D	UEPVC	0.00								30.89	7.03		
NARS																	
	Unbundled Network Access Register - Combination			UEP9D	UARCX	0.00	0.00	0.00						30.89	7.03		
	Unbundled Network Access Register - Inward			UEP9D	UAR1X	0.00	0.00	0.00						30.89	7.03		
	Unbundled Network Access Register - Outdial			UEP9D	UAROx	0.00	0.00	0.00						30.89	7.03		
	Miscellaneous Terminations																
	2-Wire Trunk Side																
	Trunk Side Terminations, each			UEP9D	CEND6	8.78	22.14	15.25	8.45	3.91				30.89	7.03		
	4-Wire Digital (1.544 Megabits)																
	DS1 Circuit Terminations, each			UEP9D	M1HD1	35.55	75.93	38.15						30.89	7.03		
	DS0 Channels Activated per Channel			UEP9D	M1HDO	0.00	108.67							30.89	7.03		
	Interoffice Channel Mileage - 2-Wire																
	Interoffice Channel Facilities Termination			UEP9D	MIGBC	18.58	22.14	15.25	8.45	3.91				30.89	7.03		
	Interoffice Channel mileage, per mile or fraction of mile			UEP9D	MIGBM	0.0174											
	Feature Activations (DS0) Centrex Loops on Channelized DS1 Service																
	D4 Channel Bank Feature Activations																
	Feature Activation on D-4 Channel Bank Centrex Loop Slot			UEP9D	1PQWS	0.66											
	Feature Activation on D-4 Channel Bank FX Line Side Loop Slot			UEP9D	1PQW6	0.66											
	Feature Activation on D-4 Channel Bank FX Trunk Side Loop Slot			UEP9D	1PQW7	0.66											
	Feature Activation on D-4 Channel Bank Centrex Loop Slot - Different Wire Center			UEP9D	1PQWP	0.66											
	Feature Activation on D-4 Channel Bank Private Line Loop Slot			UEP9D	1PQWV	0.66											
	Feature Activation on D-4 Channel Bank Tjje Line/Trunk Loop Slot			UEP9D	1PQWQ	0.66											
	Feature Activation on D-4 Channel Bank WATS Loop Slot			UEP9D	1PQWA	0.66											
	Non-Recurring Charges (NRC) Associated with UNE-P Centrex																
	NRC Conversion Currently Combined Switch-As-Is with allowed changes, per port			UEP9D	USAC2		1.03	0.29						30.89	7.03		
	New Centrex Standard Common Block			UEP9D	M1ACS	0.00	658.60							30.89	7.03		
	New Centrex Customized Common Block			UEP9D	M1ACC	0.00	658.60							30.89	7.03		
	NAR Establishment Charge, Per Occasion			UEP9D	URECA		68.57							30.89	7.03		
	UNE-P CENTREX - EWSD (Valid in AL, FL, KY, LA, MS & TN)																
	2-Wire VG Loop/2-Wire Voice Grade Port (Centrex) Combo																
	UNE Port/Loop Combination Rates (Non-Design)																
	2-Wire VG Loop/2-Wire Voice Grade Port (Centrex) Port Combo - Non-Design		1	UEP9E		14.18											
	2-Wire VG Loop/2-Wire Voice Grade Port (Centrex)Port Combo - Non-Design		2	UEP9E		18.01											
	2-Wire VG Loop/2-Wire Voice Grade Port (Centrex)Port Combo - Non-Design		3	UEP9E		23.02											
	UNE Port/Loop Combination Rates (Design)																
	2-Wire VG Loop/2-Wire Voice Grade Port (Centrex) Port Combo - Design		1	UEP9E		18.26											
	2-Wire VG Loop/2-Wire Voice Grade Port (Centrex)Port Combo - Design		2	UEP9E		23.33											
	2-Wire VG Loop/2-Wire Voice Grade Port (Centrex)Port Combo - Design		3	UEP9E		29.98											
	UNE Loop Rate																
	2-Wire Voice Grade Loop (SL 1) - Zone 1		1	UEP9E	UECS1	12.48											
	2-Wire Voice Grade Loop (SL 1) - Zone 2		2	UEP9E	UECS1	16.31											
	2-Wire Voice Grade Loop (SL 1) - Zone 3		3	UEP9E	UECS1	21.32											
	2-Wire Voice Grade Loop (SL 2) - Zone 1		1	UEP9E	UECS2	16.56											
	2-Wire Voice Grade Loop (SL 2) - Zone 2		2	UEP9E	UECS2	21.63											
	2-Wire Voice Grade Loop (SL 2) - Zone 3		3	UEP9E	UECS2	28.28											
	UNE Port Rate																

UNBUNDLED NETWORK ELEMENTS - Tennessee										Attachment: 2		Exhibit: C			
CATEGORY	RATE ELEMENTS	Interim	Zone	BCS	USOC	RATES(\$)				Svc Order Submitted Elec per LSR	Svc Order Submitted Manually per LSR	Incremental Charge - Manual Svc Order vs. Electronic-1st	Incremental Charge - Manual Svc Order vs. Electronic-Add'l	Incremental Charge - Manual Svc Order vs. Electronic-Disc 1st	Incremental Charge - Manual Svc Order vs. Electronic-Disc Add'l
						Rec	Nonrecurring First	Add'l	Nonrecurring First						
AL, FL, KY, LA, MS, & TN only															
	2-Wire Voice Grade Port (Centrex) Basic Local Area			UEP9E	UEPYA	1.70	22.14	15.25	8.45	3.91		30.89	7.03		
	2-Wire Voice Grade Port (Centrex 800 termination)Basic Local Area			UEP9E	UEPYB	1.70	22.14	15.25	8.45	3.91		30.89	7.03		
	2-Wire Voice Grade Port (Centrex with Caller ID)1Basic Local Area			UEP9E	UEPYH	1.70	22.14	15.25	8.45	3.91		30.89	7.03		
	2-Wire Voice Grade Port (Centrex from diff Serving Wire Center)2 Basic Local Area			UEP9E	UEPYM	1.70	22.14	15.25	8.45	3.91		30.89	7.03		
	2-Wire Voice Grade Port, Diff Serving Wire Center - 800 Service Term - Basic Local Area			UEP9E	UEPYZ	1.70	22.14	15.25	8.45	3.91		30.89	7.03		
	2-Wire Voice Grade Port terminated in on Megalink or equivalent - Basic Local Area			UEP9E	UEPY9	1.70	22.14	15.25	8.45	3.91		30.89	7.03		
	2-Wire Voice Grade Port Terminated on 800 Service Term - Basic Local Area			UEP9E	UEPY2	1.70	22.14	15.25	8.45	3.91		30.89	7.03		
AL, KY, LA, MS, & TN Only															
	2-Wire Voice Grade Port (Centrex)			UEP9E	UEPQA	1.70	22.14	15.25	8.45	3.91		30.89	7.03		
	2-Wire Voice Grade Port (Centrex 800 termination)			UEP9E	UEPQB	1.70	22.14	15.25	8.45	3.91		30.89	7.03		
	2-Wire Voice Grade Port (Centrex with Caller ID)1			UEP9E	UEPQH	1.70	22.14	15.25	8.45	3.91		30.89	7.03		
	2-Wire Voice Grade Port (Centrex from diff Serving Wire Center)2			UEP9E	UEPQM	1.70	22.14	15.25	8.45	3.91		30.89	7.03		
	2-Wire Voice Grade Port, Diff Serving Wire Center - 800 Service Term			UEP9E	UEPQZ	1.70	22.14	15.25	8.45	3.91		30.89	7.03		
	2-Wire Voice Grade Port terminated in on Megalink or equivalent			UEP9E	UEPQ9	1.70	22.14	15.25	8.45	3.91		30.89	7.03		
	2-Wire Voice Grade Port Terminated on 800 Service Term			UEP9E	UEPQ2	1.70	22.14	15.25	8.45	3.91		30.89	7.03		
Local Switching															
	Centrex Intercom Funtionality, per port			UEP9E	URECS	0.6381									
Local Number Portability															
	Local Number Portability (1 per port)			UEP9E	LNPC	0.35									
Features															
	All Standard Features Offered, per port			UEP9E	UEPVF	0.00						30.89	7.03		
	All Select Features Offered, per port			UEP9E	UEPVS	0.00	433.78					30.89	7.03		
	All Centrex Control Features Offered, per port			UEP9E	UEPVC	0.00						30.89	7.03		
NARS															
	Unbundled Network Access Register - Combination			UEP9E	UARCX	0.00	0.00	0.00				30.89	7.03		
	Unbundled Network Access Register - Indial			UEP9E	UAR1X	0.00	0.00	0.00				30.89	7.03		
	Unbundled Network Access Register - Outdial			UEP9E	UARO	0.00	0.00	0.00				30.89	7.03		
Miscellaneous Terminations															
2-Wire Trunk Side															
	Trunk Side Terminations, each			UEP9E	CEND6	8.78	22.14	15.25	8.45	3.91		30.89	7.03		
4-Wire Digital (1.544 Megabits)															
	DS1 Circuit Terminations, each			UEP9E	M1HD1	35.55	75.93	38.15				30.89	7.03		
	DS0 Channel Activated Per Channel			UEP9E	M1HDO	0.00	108.67					30.89	7.03		
Interoffice Channel Mileage - 2-Wire															
	Interoffice Channel Facilities Termination			UEP9E	MIGBC	18.58	22.14	15.25	8.45	3.91		30.89	7.03		
	Interoffice Channel mileage, per mile or fraction of mile			UEP9E	MIGBM	0.0174									
Feature Activations (DS0) Centrex Loops on Channelized DS1 Service															
D4 Channel Bank Feature Activations															
	Feature Activation on D-4 Channel Bank Centrex Loop Slot			UEP9E	1PQWS	0.66									
	Feature Activation on D-4 Channel Bank FX line Side Loop Slot			UEP9E	1PQW6	0.66									
	Feature Activation on D-4 Channel Bank FX Trunk Side Loop Slot			UEP9E	1PQW7	0.66									
	Feature Activation on D-4 Channel Bank Centrex Loop Slot - Different Wire Center			UEP9E	1PQWP	0.66									
	Feature Activation on D-4 Channel Bank Private Line Loop Slot			UEP9E	1PQWV	0.66									
	Feature Activation on D-4 Channel Bank Tjje Line/Trunk Loop Slot			UEP9E	1PQWQ	0.66									

UNBUNDLED NETWORK ELEMENTS - Tennessee										Attachment: 2		Exhibit: C			
CATEGORY	RATE ELEMENTS	Interim	Zone	BCS	USOC	RATES(\$)				Svc Order Submitted Elec per LSR	Svc Order Submitted Manually per LSR	Incremental Charge - Manual Svc Order vs. Electronic-1st	Incremental Charge - Manual Svc Order vs. Electronic-Add'l	Incremental Charge - Manual Svc Order vs. Electronic-Disc 1st	Incremental Charge - Manual Svc Order vs. Electronic-Disc Add'l
						Rec	Nonrecurring First	Add'l	Nonrecurring Disconnect First						
Feature Activation on D-4 Channel Bank WATS Loop Slot															
				UEP9E	1PQWA	0.66									
Non-Recurring Charges (NRC) Associated with UNE-P Centrex															
	NRC Conversion Currently Combined Switch-As-Is with allowed changes, per port			UEP9E	USAC2		1.03	0.29			30.89	7.03			
	New Centrex Standard Common Block			UEP9E	M1ACS	0.00	658.60				30.89	7.03			
	New Centrex Customized Common Block			UEP9E	M1ACC	0.00	658.60				30.89	7.03			
	NAR Establishment Charge, Per Occasion			UEP9E	URECA	0.00	68.57				30.89	7.03			
UNE-P CENTREX - DCO - Valid in AL, KY, LA, MS, & TN															
2-Wire VG Loop/2-Wire Voice Grade Port (Centrex) Combo															
UNE Port/Loop Combination Rates (Non-Design)															
	2-Wire VG Loop/2-Wire Voice Grade Port (Centrex) Port Combo - Non-Design		1	UEP93		14.18									
	2-Wire VG Loop/2-Wire Voice Grade Port (Centrex)Port Combo - Non-Design		2	UEP93		18.01									
	2-Wire VG Loop/2-Wire Voice Grade Port (Centrex)Port Combo - Non-Design		3	UEP93		23.02									
UNE Port/Loop Combination Rates (Design)															
	2-Wire VG Loop/2-Wire Voice Grade Port (Centrex) Port Combo - Design		1	UEP93		18.26									
	2-Wire VG Loop/2-Wire Voice Grade Port (Centrex)Port Combo - Design		2	UEP93		23.33									
	2-Wire VG Loop/2-Wire Voice Grade Port (Centrex)Port Combo - Design		3	UEP93		29.98									
UNE Loop Rate															
	2-Wire Voice Grade Loop (SL 1) - Zone 1		1	UEP93	UECS1	12.48									
	2-Wire Voice Grade Loop (SL 1) - Zone 2		2	UEP93	UECS1	16.31									
	2-Wire Voice Grade Loop (SL 1) - Zone 3		3	UEP93	UECS1	21.32									
	2-Wire Voice Grade Loop (SL 2) - Zone 1		1	UEP93	UECS2	16.56									
	2-Wire Voice Grade Loop (SL 2) - Zone 2		2	UEP93	UECS2	21.63									
	2-Wire Voice Grade Loop (SL 2) - Zone 3		3	UEP93	UECS2	28.28									
UNE Port Rate															
AL, KY, LA, MS, & TN only															
	2-Wire Voice Grade Port (Centrex) Basic Local Area			UEP93	UEPYA	1.70	22.14	15.25	8.45	3.91	30.89	7.03			
	2-Wire Voice Grade Port (Centrex 800 termination)Basic Local Area			UEP93	UEPYB	1.70	22.14	15.25	8.45	3.91	30.89	7.03			
	2-Wire Voice Grade Port (Centrex with Caller ID)1Basic Local Area			UEP93	UEPYH	1.70	22.14	15.25	8.45	3.91	30.89	7.03			
	2-Wire Voice Grade Port (Centrex from diff Serving Wire Center)2 Basic Local Area			UEP93	UEPYM	1.70	22.14	15.25	8.45	3.91	30.89	7.03			
	2-Wire Voice Grade Port, Diff Serving Wire Center - 800 Service Term - Basic Local Area			UEP93	UEPYZ	1.70	22.14	15.25	8.45	3.91	30.89	7.03			
	2-Wire Voice Grade Port terminated in on Megalink or equivalent - Basic Local Area			UEP93	UEPY9	1.70	22.14	15.25	8.45	3.91	30.89	7.03			
	2-Wire Voice Grade Port Terminated on 800 Service Term - Basic Local Area			UEP93	UEPY2	1.70	22.14	15.25	8.45	3.91	30.89	7.03			
	2-Wire Voice Grade Port (Centrex)			UEP93	UEPQA	1.70	22.14	15.25	8.45	3.91	30.89	7.03			
	2-Wire Voice Grade Port (Centrex 800 termination)			UEP93	UEPQB	1.70	22.14	15.25	8.45	3.91	30.89	7.03			
	2-Wire Voice Grade Port (Centrex with Caller ID)1			UEP93	UEPQH	1.70	22.14	15.25	8.45	3.91	30.89	7.03			
	2-Wire Voice Grade Port (Centrex from diff Serving Wire Center)2			UEP93	UEPQM	1.70	22.14	15.25	8.45	3.91	30.89	7.03			
	2-Wire Voice Grade Port, Diff Serving Wire Center - 800 Service Term			UEP93	UEPQZ	1.70	22.14	15.25	8.45	3.91	30.89	7.03			
	2-Wire Voice Grade Port terminated in on Megalink or equivalent			UEP93	UEPQ9	1.70	22.14	15.25	8.45	3.91	30.89	7.03			
	2-Wire Voice Grade Port Terminated on 800 Service Term			UEP93	UEPQ2	1.70	22.14	15.25	8.45	3.91	30.89	7.03			
Local Switching															
	Centrex Intercom Funtionality, per port			UEP93	URECS	0.6381									
Local Number Portability															
	Local Number Portability (1 per port)			UEP93	LNCCC	0.35									

UNBUNDLED NETWORK ELEMENTS - Tennessee										Attachment: 2		Exhibit: C			
CATEGORY	RATE ELEMENTS	Interim	Zone	BCS	USOC	RATES(\$)				Svc Order Submitted Elec per LSR	Svc Order Submitted Manually per LSR	Incremental Charge - Manual Svc Order vs. Electronic-1st	Incremental Charge - Manual Svc Order vs. Electronic-Add'l	Incremental Charge - Manual Svc Order vs. Electronic-Disc 1st	Incremental Charge - Manual Svc Order vs. Electronic-Disc Add'l
						Rec	Nonrecurring First	Add'l	Nonrecurring Disconnect First						
Features															
	All Standard Features Offered, per port			UEP93	UEPVF	0.00									
	All Centrex Control Features Offered, per port			UEP93	UEPVC	0.00									
NARS															
	Unbundled Network Access Register - Combination			UEP93	UARCX	0.00	0.00	0.00				30.89	7.03		
	Unbundled Network Access Register - Indial			UEP93	UAR1X	0.00	0.00	0.00				30.89	7.03		
	Unbundled Network Access Register - Outdial			UEP93	UAROY	0.00	0.00	0.00				30.89	7.03		
Miscellaneous Terminations															
2-Wire Trunk Side															
	Trunk Side Terminations, each			UEP93	CEND6	8.78	22.14	15.25	8.45	3.91		30.89	7.03		
4-Wire Digital (1.544 Megabits)															
	DS1 Circuit Terminations, each			UEP93	M1HD1	35.55	75.93	38.15				30.89	7.03		
	DS0 Channels Activated, Per Channel			UEP93	M1HDO	0.00	108.67					30.89	7.03		
Interoffice Channel Mileage - 2-Wire															
	Interoffice Channel Facilities Termination			UEP93	MIGBC	18.58	22.14	15.25	8.45	3.91		30.89	7.03		
	Interoffice Channel mileage, per mile or fraction of mile			UEP93	MIGBM	0.0174									
Feature Activations (DS0) Centrex Loops on Channelized DS1 Service															
D4 Channel Bank Feature Activations															
	Feature Activation on D-4 Channel Bank Centrex Loop Slot			UEP93	1PQWS	0.66									
	Feature Activation on D-4 Channel Bank FX Line Side Loop Slot			UEP93	1PQW6	0.66									
	Feature Activation on D-4 Channel Bank FX Trunk Side Loop Slot			UEP93	1PQW7	0.66									
	Feature Activation on D-4 Channel Bank Centrex Loop Slot - Different Wire Center			UEP93	1PQWP	0.66									
	Feature Activation on D-4 Channel Bank Private Line Loop Slot			UEP93	1PQWV	0.66									
	Feature Activation on D-4 Channel Bank Tie Line/Trunk Loop Slot			UEP93	1PQWQ	0.66									
	Feature Activation on D-4 Channel Bank WATS Loop Slot			UEP93	1PQWA	0.66									
Non-Recurring Charges (NRC) Associated with UNE-P Centrex															
	NRC Conversion Currently Combined Switch-As-Is with allowed changes, per port			UEP93	USAC2		1.03	0.29				30.89	7.03		
	New Centrex Standard Common Block			UEP93	M1ACS	0.00	658.60					30.89	7.03		
	New Centrex Customized Common Block			UEP93	M1ACC	0.00	658.60					30.89	7.03		
	NAR Establishment Charge, Per Occasion			UEP93	URECA		68.57					30.89	7.03		
	Note 1 - Required Port for Centrex Control in 1AESS, 5ESS & EWSD														
	Note 2 - Requires Interoffice Channel Mileage														
	Note 3 - Requires Specific Customer Premises Equipment														
UNBUNDLED CENTREX PORT/LOOP COMBINATIONS - MARKET RATES															
1. Market Rates are applied where BellSouth is not required by FCC and/or State Commission rule to provide Unbundled Local Switching or Switch Ports.															
2. Recurring Charges for all Standard Centrex and Centrex Control Features are Included in the Market Rate															
3. End Office and Tandem Switching Usage and Common Transport Usage rates in the Port section of this rate exhibit shall apply to all combinations of loop/port network elements except for UNE Coin Port/Loop Combinations.															
4. The first and additional Port nonrecurring charges apply to Not Currently Combined Combos. For Currently Combined Combos, the nonrecurring charges shall be those identified in the Nonrecurring - Currently Combined sections. Additional NRCs may apply also and are categorized accordingly.															
UNE-P CENTREX - 1AESS - (Valid in AL,FL,GA,KY,LA,MS,&TN only)															
2-Wire VG Loop/2-Wire Voice Grade Port (Centrex) Combo															
UNE Port/Loop Combination Rates (Non-Design)															
	2-Wire VG Loop/2-Wire Voice Grade Port (Centrex) Port Combo - Non-Design		1	UEP91		26.48									
	2-Wire VG Loop/2-Wire Voice Grade Port (Centrex)Port Combo - Non-Design		2	UEP91		30.31									
	2-Wire VG Loop/2-Wire Voice Grade Port (Centrex)Port Combo - Non-Design		3	UEP91		35.32									
UNE Port/Loop Combination Rates (Design)															
	2-Wire VG Loop/2-Wire Voice Grade Port (Centrex) Port Combo - Design		1	UEP91		30.56									
	2-Wire VG Loop/2-Wire Voice Grade Port (Centrex)Port Combo - Design		2	UEP91		35.63									

UNBUNDLED NETWORK ELEMENTS - Tennessee										Attachment: 2		Exhibit: C						
CATEGORY	RATE ELEMENTS	Interim	Zone	BCS	USOC	RATES(\$)				Svc Order Submitted Elec per LSR	Svc Order Submitted Manually per LSR	Incremental Charge - Manual Svc Order vs. Electronic-1st	Incremental Charge - Manual Svc Order vs. Electronic-Add'l	Incremental Charge - Manual Svc Order vs. Electronic-Disc 1st	Incremental Charge - Manual Svc Order vs. Electronic-Disc Add'l			
						Rec	Nonrecurring First	Add'l	Nonrecurring First							Disconnect Add'l	OSS Rates(\$)	
													SOMEc	SOMAN	SOMAN	SOMAN	SOMAN	SOMAN
	2-Wire VG Loop/2-Wire Voice Grade Port (Centrex)Port Combo - Design		3	UEP91		42.28												
	UNE Loop Rate																	
	2-Wire Voice Grade Loop (SL 1) - Zone 1		1	UEP91	UECS1	12.48												
	2-Wire Voice Grade Loop (SL 1) - Zone 2		2	UEP91	UECS1	16.31												
	2-Wire Voice Grade Loop (SL 1) - Zone 3		3	UEP91	UECS1	21.32												
	2-Wire Voice Grade Loop (SL 2) - Zone 1		1	UEP91	UECS2	16.56												
	2-Wire Voice Grade Loop (SL 2) - Zone 2		2	UEP91	UECS2	21.63												
	2-Wire Voice Grade Loop (SL 2) - Zone 3		3	UEP91	UECS2	28.28												
	UNE Ports																	
	All States (Except North Carolina and Sout Carolina)																	
	2-Wire Voice Grade Port (Centrex) Basic Local Area			UEP91	UEPYA	14.00	90.00	45.00	20.00	10.00			30.89	7.03				
	2-Wire Voice Grade Port (Centrex 800 termination)Basic Local Area			UEP91	UEPYB	14.00	90.00	45.00	20.00	10.00			30.89	7.03				
	2-Wire Voice Grade Port (Centrex with Caller ID)1Basic Local Area			UEP91	UEPYH	14.00	90.00	45.00	20.00	10.00			30.89	7.03				
	2-Wire Voice Grade Port (Centrex from diff Serving Wire Center)2 Basic Local Area			UEP91	UEPYM	14.00	90.00	45.00	20.00	10.00			30.89	7.03				
	2-Wire Voice Grade Port, Diff Serving Wire Center - 800 Service Term - Basic Local Area			UEP91	UEPYZ	14.00	90.00	45.00	20.00	10.00			30.89	7.03				
	2-Wire Voice Grade Port terminated in on Megalink or equivalent - Basic Local Area			UEP91	UEPY9	14.00	90.00	45.00	20.00	10.00			30.89	7.03				
	2-Wire Voice Grade Port Terminated on 800 Service Term - Basic Local Area			UEP91	UEPY2	14.00	90.00	45.00	20.00	10.00			30.89	7.03				
	AL, KY, LA, MS, & TN Only																	
	2-Wire Voice Grade Port (Centrex)			UEP91	UEPQA	14.00	90.00	45.00	20.00	10.00			30.89	7.03				
	2-Wire Voice Grade Port (Centrex 800 termination)			UEP91	UEPQB	14.00	90.00	45.00	20.00	10.00			30.89	7.03				
	2-Wire Voice Grade Port (Centrex with Caller ID)1			UEP91	UEPQH	14.00	90.00	45.00	20.00	10.00			30.89	7.03				
	2-Wire Voice Grade Port (Centrex from diff Serving Wire Center)2			UEP91	UEPQM	14.00	90.00	45.00	20.00	10.00			30.89	7.03				
	2-Wire Voice Grade Port, Diff Serving Wire Center - 800 Service Term			UEP91	UEPQZ	14.00	90.00	45.00	20.00	10.00			30.89	7.03				
	2-Wire Voice Grade Port terminated in on Megalink or equivalent			UEP91	UEPQ9	14.00	90.00	45.00	20.00	10.00			30.89	7.03				
	2-Wire Voice Grade Port Terminated on 800 Service Term			UEP91	UEPQ2	14.00	90.00	45.00	20.00	10.00			30.89	7.03				
	Local Switching																	
	Centrex Intercom Funtionality, per port			UEP91	URECS	0.6381												
	Local Number Portability																	
	Local Number Portability (1 per port)			UEP91	LNPCc	0.35												
	Features																	
	All Standard Features Offered, per port			UEP91	UEPVF	0.00							30.89	7.03				
	All Select Features Offered, per port			UEP91	UEPVS	0.00	433.78						30.89	7.03				
	All Centrex Control Features Offered, per port			UEP91	UEPVC	0.00							30.89	7.03				
	NARS																	
	Unbundled Network Access Register - Combination			UEP91	UARCX	0.00	0.00	0.00					30.89	7.03				
	Unbundled Network Access Register - Indial			UEP91	UAR1X	0.00	0.00	0.00					30.89	7.03				
	Unbundled Network Access Register - Outdial			UEP91	UAROx	0.00	0.00	0.00					30.89	7.03				
	Miscellaneous Terminations																	
	2-Wire Trunk Side																	
	Trunk Side Terminations, each			UEP91	CENA6	8.78	90.00	45.00	20.00	10.00			30.89	7.03				
	Interoffice Channel Mileage - 2-Wire																	
	Interoffice Channel Facilities Termination - Voice Grade			UEP91	M1GBC	18.58	90.00	45.00	20.00	10.00			30.89	7.03				
	Interoffice Channel mileage, per mile or fraction of mile			UEP91	M1GBM	0.0174												
	Feature Activations (DS0) Centrex Loops on Channelized DS1 Service																	
	D4 Channel Bank Feature Activations																	
	Feature Activation on D-4 Channel Bank Centrex Loop Slot			UEP91	1PQWS	0.66												
	Feature Activation on D-4 Channel Bank FX line Side Loop Slot			UEP91	1PQW6	0.66												

UNBUNDLED NETWORK ELEMENTS - Tennessee										Attachment: 2		Exhibit: C			
CATEGORY	RATE ELEMENTS	Interim	Zone	BCS	USOC	RATES(\$)				Svc Order Submitted Elec per LSR	Svc Order Submitted Manually per LSR	Incremental Charge - Manual Svc Order vs. Electronic-1st	Incremental Charge - Manual Svc Order vs. Electronic-Add'l	Incremental Charge - Manual Svc Order vs. Electronic-Disc 1st	Incremental Charge - Manual Svc Order vs. Electronic-Disc Add'l
						Rec	Nonrecurring First	Add'l	Nonrecurring Disconnect First						
										SOME C	SOMAN	SOMAN	SOMAN	SOMAN	SOMAN
	Feature Activation on D-4 Channel Bank FX Trunk Side Loop Slot			UEP91	1PQW7	0.66									
	Feature Activation on D-4 Channel Bank Centrex Loop Slot - Different Wire Center			UEP91	1PQWP	0.66									
	Feature Activation on D-4 Channel Bank Private Line Loop Slot			UEP91	1PQWV	0.66									
	Feature Activation on D-4 Channel Bank Tjje Line/Trunk Loop Slot			UEP91	1PQWQ	0.66									
	Feature Activation on D-4 Channel Bank WATS Loop Slot			UEP91	1PQWA	0.66									
Non-Recurring Charges (NRC) Associated with UNE-P Centrex															
	Conversion - Currently Combined Switch-As-Is with allowed changes, per port			UEP91	USAC2		1.03	0.29			30.89	7.03			
	New Centrex Standard Common Block			UEP91	M1ACS	0.00	658.60				30.89	7.03			
	New Centrex Customized Common Block			UEP91	M1ACC	0.00	658.60				30.89	7.03			
	Secondary Block, per Block			UEP91	M2CC1	0.00	73.55				30.89	7.03			
	NAR Establishment Charge, Per Occasion			UEP91	URECA		68.57				30.89	7.03			
UNE-P CENTREX - 5ESS (Valid in All States)															
2-Wire VG Loop/2-Wire Voice Grade Port (Centrex) Combo															
UNE Port/Loop Combination Rates (Non-Design)															
	2-Wire VG Loop/2-Wire Voice Grade Port (Centrex) Port Combo - Non-Design		1	UEP95		26.48									
	2-Wire VG Loop/2-Wire Voice Grade Port (Centrex)Port Combo - Non-Design		2	UEP95		30.31									
	2-Wire VG Loop/2-Wire Voice Grade Port (Centrex)Port Combo - Non-Design		3	UEP95		35.32									
UNE Port/Loop Combination Rates (Design)															
	2-Wire VG Loop/2-Wire Voice Grade Port (Centrex) Port Combo - Design		1	UEP95		30.56									
	2-Wire VG Loop/2-Wire Voice Grade Port (Centrex)Port Combo - Design		2	UEP95		35.63									
	2-Wire VG Loop/2-Wire Voice Grade Port (Centrex)Port Combo - Design		3	UEP95		42.28									
UNE Loop Rate															
	2-Wire Voice Grade Loop (SL 1) - Zone 1		1	UEP95	UECS1	12.48									
	2-Wire Voice Grade Loop (SL 1) - Zone 2		2	UEP95	UECS1	16.31									
	2-Wire Voice Grade Loop (SL 1) - Zone 3		3	UEP95	UECS1	21.32									
	2-Wire Voice Grade Loop (SL 2) - Zone 1		1	UEP95	UECS2	16.56									
	2-Wire Voice Grade Loop (SL 2) - Zone 2		2	UEP95	UECS2	21.63									
	2-Wire Voice Grade Loop (SL 2) - Zone 3		3	UEP95	UECS2	28.28									
UNE Port Rate															
All States															
	2-Wire Voice Grade Port (Centrex) Basic Local Area			UEP95	UEPYA	14.00	90.00	45.00	20.00	10.00	30.89	7.03			
	2-Wire Voice Grade Port (Centrex 800 termination)			UEP95	UEPYB	14.00	90.00	45.00	20.00	10.00	30.89	7.03			
	2-Wire Voice Grade Port (Centrex with Caller ID)1Basic Local Area			UEP95	UEPYH	14.00	90.00	45.00	20.00	10.00	30.89	7.03			
	2-Wire Voice Grade Port (Centrex from diff Serving Wire Center)2 Basic Local Area			UEP95	UEPYM	14.00	90.00	45.00	20.00	10.00	30.89	7.03			
	2-Wire Voice Grade Port, Diff Serving Wire Center - 800 Service Term - Basic Local Area			UEP95	UEPYZ	14.00	90.00	45.00	20.00	10.00	30.89	7.03			
	2-Wire Voice Grade Port terminated in on Megalink or equivalent - Basic Local Area			UEP95	UEPY9	14.00	90.00	45.00	20.00	10.00	30.89	7.03			
	2-Wire Voice Grade Port Terminated on 800 Service Term - Basic Local Area			UEP95	UEPY2	14.00	90.00	45.00	20.00	10.00	30.89	7.03			
AL, KY, LA, MS, SC, & TN Only															
	2-Wire Voice Grade Port (Centrex)			UEP95	UEPQA	14.00	90.00	45.00	20.00	10.00	30.89	7.03			
	2-Wire Voice Grade Port (Centrex 800 termination)			UEP95	UEPQB	14.00	90.00	45.00	20.00	10.00	30.89	7.03			
	2-Wire Voice Grade Port (Centrex with Caller ID)1			UEP95	UEPQH	14.00	90.00	45.00	20.00	10.00	30.89	7.03			
	2-Wire Voice Grade Port (Centrex from diff Serving Wire Center)2			UEP95	UEPQM	14.00	90.00	45.00	20.00	10.00	30.89	7.03			

UNBUNDLED NETWORK ELEMENTS - Tennessee										Attachment: 2		Exhibit: C			
CATEGORY	RATE ELEMENTS	Interim	Zone	BCS	USOC	RATES(\$)				Svc Order Submitted Elec per LSR	Svc Order Submitted Manually per LSR	Incremental Charge - Manual Svc Order vs. Electronic-1st	Incremental Charge - Manual Svc Order vs. Electronic-Add'l	Incremental Charge - Manual Svc Order vs. Electronic-Disc 1st	Incremental Charge - Manual Svc Order vs. Electronic-Disc Add'l
						Rec	Nonrecurring First	Add'l	Nonrecurring First						
										SOMEc	SOMAN	SOMAN	SOMAN	SOMAN	SOMAN
	2-Wire Voice Grade Port, Diff Serving Wire Center - 800 Service Term			UEP95	UEPQZ	14.00	90.00	45.00	20.00	10.00		30.89	7.03		
	2-Wire Voice Grade Port terminated in on Megalink or equivalent			UEP95	UEPQ9	14.00	90.00	45.00	20.00	10.00		30.89	7.03		
	2-Wire Voice Grade Port Terminated on 800 Service Term			UEP95	UEPQ2	14.00	90.00	45.00	20.00	10.00		30.89	7.03		
FL & GA Only															
Local Switching															
	Centrex Intercom Funtionality, per port			UEP95	URECS	0.6381									
Local Number Portability															
	Local Number Portability (1 per port)			UEP95	LNPC	0.35									
Features															
	All Standard Features Offered, per port			UEP95	UEPVF	0.00						30.89	7.03		
	All Select Features Offered, per port			UEP95	UEPVS	0.00	433.78					30.89	7.03		
	All Centrex Control Features Offered, per port			UEP95	UEPVC	0.00						30.89	7.03		
NARS															
	Unbundled Network Access Register - Combination			UEP95	UARCX	0.00	0.00	0.00				30.89	7.03		
	Unbundled Network Access Register - Indial			UEP95	UARIX	0.00	0.00	0.00				30.89	7.03		
	Unbundled Network Access Register - Outdial			UEP95	UAROx	0.00	0.00	0.00				30.89	7.03		
Miscellaneous Terminations															
2-Wire Trunk Side															
	Trunk Side Terminations, each			UEP95	CEND6	8.78	47.75	47.01	9.21	8.47		30.89	7.03		
4-Wire Digital (1.544 Megabits)															
	DS1 Circuit Terminations, each			UEP95	M1HD1	35.55	75.93	38.15				30.89	7.03		
	DS0 Channels Activated, each			UEP95	M1HDO	0.00	108.67					30.89	7.03		
Interoffice Channel Mileage - 2-Wire															
	Interoffice Channel Facilities Termination			UEP95	MIGBC	18.58	90.00	45.00	20.00	10.00		30.89	7.03		
	Interoffice Channel mileage, per mile or fraction of mile			UEP95	MIGBM	0.0174									
Feature Activations (DS0) Centrex Loops on Channelized DS1 Service															
D4 Channel Bank Feature Activations															
	Feature Activation on D-4 Channel Bank Centrex Loop Slot			UEP95	1PQWS	0.66									
	Feature Activation on D-4 Channel Bank FX line Side Loop Slot			UEP95	1PQW6	0.66									
	Feature Activation on D-4 Channel Bank FX Trunk Side Loop Slot			UEP95	1PQW7	0.66									
	Feature Activation on D-4 Channel Bank Centrex Loop Slot - Different Wire Center			UEP95	1PQWP	0.66									
	Feature Activation on D-4 Channel Bank Private Line Loop Slot			UEP95	1PQWV	0.66									
	Feature Activation on D-4 Channel Bank Tjie Line/Trunk Loop Slot			UEP95	1PQWQ	0.66									
	Feature Activation on D-4 Channel Bank WATS Loop Slot			UEP95	1PQWA	0.66									
Non-Recurring Charges (NRC) Associated with UNE-P Centrex															
	NRC Conversion Currently Combined Switch-As-Is with allowed changes, per port			UEP95	USAC2		1.03	0.29				30.89	7.03		
	New Centrex Standard Common Block			UEP95	M1ACS	0.00	658.60					30.89	7.03		
	New Centrex Customized Common Block			UEP95	M1ACC	0.00	658.60					30.89	7.03		
	NAR Establishment Charge, Per Occasion			UEP95	URECA	0.00	68.57					30.89	7.03		
UNE-P CENTREX - DMS100 (Valid in All States)															
2-Wire VG Loop/2-Wire Voice Grade Port (Centrex) Combo															
UNE Port/Loop Combination Rates (Non-Design)															
	2-Wire VG Loop/2-Wire Voice Grade Port (Centrex) Port Combo - Non-Design		1	UEP9D		26.48									
	2-Wire VG Loop/2-Wire Voice Grade Port (Centrex)Port Combo - Non-Design		2	UEP9D		30.31									
	2-Wire VG Loop/2-Wire Voice Grade Port (Centrex)Port Combo - Non-Design		3	UEP9D		35.32									
UNE Port/Loop Combination Rates (Design)															
	2-Wire VG Loop/2-Wire Voice Grade Port (Centrex) Port Combo - Design		1	UEP9D		30.56									

UNBUNDLED NETWORK ELEMENTS - Tennessee

UNBUNDLED NETWORK ELEMENTS - Tennessee										Attachment: 2		Exhibit: C			
CATEGORY	RATE ELEMENTS	Interim	Zone	BCS	USOC	RATES(\$)				Svc Order Submitted Elec per LSR	Svc Order Submitted Manually per LSR	Incremental Charge - Manual Svc Order vs. Electronic-1st	Incremental Charge - Manual Svc Order vs. Electronic-Add'l	Incremental Charge - Manual Svc Order vs. Electronic-Disc 1st	Incremental Charge - Manual Svc Order vs. Electronic-Disc Add'l
						Rec	Nonrecurring First	Add'l	Nonrecurring Disconnect First						
										SOMEc	SOMAN	SOMAN	SOMAN	SOMAN	SOMAN
	2-Wire VG Loop/2-Wire Voice Grade Port (Centrex)Port Combo - Design		2	UEP9D		35.63									
	2-Wire VG Loop/2-Wire Voice Grade Port (Centrex)Port Combo - Design		3	UEP9D		42.28									
	UNE Loop Rate														
	2-Wire Voice Grade Loop (SL 1) - Zone 1		1	UEP9D	UECS1	12.48									
	2-Wire Voice Grade Loop (SL 1) - Zone 2		2	UEP9D	UECS1	16.31									
	2-Wire Voice Grade Loop (SL 1) - Zone 3		3	UEP9D	UECS1	21.32									
	2-Wire Voice Grade Loop (SL 2) - Zone 1		1	UEP9D	UECS2	16.56									
	2-Wire Voice Grade Loop (SL 2) - Zone 2		2	UEP9D	UECS2	21.63									
	2-Wire Voice Grade Loop (SL 2) - Zone 3		3	UEP9D	UECS2	28.28									
	UNE Port Rate														
	ALL STATES														
	2-Wire Voice Grade Port (Centrex) Basic Local Area			UEP9D	UEPYA	14.00	90.00	45.00	20.00	10.00		30.89	7.03		
	2-Wire Voice Grade Port (Centrex 800 termination)Basic Local Area			UEP9D	UEPYB	14.00	90.00	45.00	20.00	10.00		30.89	7.03		
	2-Wire Voice Grade Port (Centrex / EBS-PSET)3Basic Local Area			UEP9D	UEPYC	14.00	90.00	45.00	20.00	10.00		30.89	7.03		
	2-Wire Voice Grade Port (Centrex / EBS-M5009)3Basic Local Area			UEP9D	UEPYD	14.00	90.00	45.00	20.00	10.00		30.89	7.03		
	2-Wire Voice Grade Port (Centrex / EBS-M5209)3 Basic Local Area			UEP9D	UEPYE	14.00	90.00	45.00	20.00	10.00		30.89	7.03		
	2-Wire Voice Grade Port (Centrex / EBS-M5112)3 Basic Local Area			UEP9D	UEPYF	14.00	90.00	45.00	20.00	10.00		30.89	7.03		
	2-Wire Voice Grade Port (Centrex / EBS-M5312)3Basic Local Area			UEP9D	UEPYG	14.00	90.00	45.00	20.00	10.00		30.89	7.03		
	2-Wire Voice Grade Port (Centrex / EBS-M5008)3 Basic Local Area			UEP9D	UEPYT	14.00	90.00	45.00	20.00	10.00		30.89	7.03		
	2-Wire Voice Grade Port (Centrex / EBS-M5208)3 Basic Local Area			UEP9D	UEPYU	14.00	90.00	45.00	20.00	10.00		30.89	7.03		
	2-Wire Voice Grade Port (Centrex / EBS-M5216)3 Basic Local Area			UEP9D	UEPYV	14.00	90.00	45.00	20.00	10.00		30.89	7.03		
	2-Wire Voice Grade Port (Centrex / EBS-M5316)3 Basic Local Area			UEP9D	UEPY3	14.00	90.00	45.00	20.00	10.00		30.89	7.03		
	2-Wire Voice Grade Port (Centrex with Caller ID) Basic Local Area			UEP9D	UEPYH	14.00	90.00	45.00	20.00	10.00		30.89	7.03		
	2-Wire Voice Grade Port (Centrex/Caller ID/Msg Wtg Lamp Indication))3 Basic Local Area			UEP9D	UEPYW	14.00	90.00	45.00	20.00	10.00		30.89	7.03		
	2-Wire Voice Grade Port (Centrex/Msg Wtg Lamp Indication))3 Basic Local Area			UEP9D	UEPYJ	14.00	90.00	45.00	20.00	10.00		30.89	7.03		
	2-Wire Voice Grade Port (Centrex from diff Serving Wire Center) 2 Basic Local Area			UEP9D	UEPYM	14.00	90.00	45.00	20.00	10.00		30.89	7.03		
	2-Wire Voice Grade Port (Centrex/differ SWC /EBS-PSET)2, 3 Basic Local Area			UEP9D	UEPYO	14.00	90.00	45.00	20.00	10.00		30.89	7.03		
	2-Wire Voice Grade Port (Centrex/differ SWC /EBS-M5009)2, 3 Basic Local Area			UEP9D	UEPYP	14.00	90.00	45.00	20.00	10.00		30.89	7.03		
	2-Wire Voice Grade Port (Centrex/differ SWC /EBS-5209)2, 3 Basic Local Area			UEP9D	UEPYQ	14.00	90.00	45.00	20.00	10.00		30.89	7.03		
	2-Wire Voice Grade Port (Centrex/differ SWC /EBS-M5112)2, 3 Basic Local Area			UEP9D	UEPYR	14.00	90.00	45.00	20.00	10.00		30.89	7.03		
	2-Wire Voice Grade Port (Centrex/differ SWC /EBS-M5312)2, 3 Basic Local Area			UEP9D	UEPYS	14.00	90.00	45.00	20.00	10.00		30.89	7.03		
	2-Wire Voice Grade Port (Centrex/differ SWC /EBS-M5008)2, 3 Basic Local Area			UEP9D	UEPY4	14.00	90.00	45.00	20.00	10.00		30.89	7.03		
	2-Wire Voice Grade Port (Centrex/differ SWC /EBS-M5208)2, 3 Basic Local Area			UEP9D	UEPY5	14.00	90.00	45.00	20.00	10.00		30.89	7.03		
	2-Wire Voice Grade Port (Centrex/differ SWC /EBS-M5216)2, 3 Basic Local Area			UEP9D	UEPY6	14.00	90.00	45.00	20.00	10.00		30.89	7.03		

UNBUNDLED NETWORK ELEMENTS - Tennessee										Attachment: 2		Exhibit: C						
CATEGORY	RATE ELEMENTS	Interim	Zone	BCS	USOC	RATES(\$)				Svc Order Submitted Elec per LSR	Svc Order Submitted Manually per LSR	Incremental Charge - Manual Svc Order vs. Electronic-1st	Incremental Charge - Manual Svc Order vs. Electronic-Add'l	Incremental Charge - Manual Svc Order vs. Electronic-Disc 1st	Incremental Charge - Manual Svc Order vs. Electronic-Disc Add'l			
						Rec	Nonrecurring First	Add'l	Nonrecurring First							Disconnect Add'l	OSS Rates(\$)	
													SOMEc	SOMAN	SOMAN	SOMAN	SOMAN	SOMAN
	2-Wire Voice Grade Port (Centrex/differ SWC /EBS-M5316)2, 3 Basic Local Area			UEP9D	UEPY7	14.00	90.00	45.00	20.00	10.00			30.89	7.03				
	2-Wire Voice Grade Port, Diff Serving Wire Center - 800 Service Term			UEP9D	UEPYZ	14.00	90.00	45.00	20.00	10.00			30.89	7.03				
	2-Wire Voice Grade Port terminated in on Megalink or equivalent Basic Local Area			UEP9D	UEPY9	14.00	90.00	45.00	20.00	10.00			30.89	7.03				
	2-Wire Voice Grade Port Terminated on 800 Service Term Basic Local Area			UEP9D	UEPY2	14.00	90.00	45.00	20.00	10.00			30.89	7.03				
AL, KY, LA, MS, SC, & TN Only																		
	2-Wire Voice Grade Port (Centrex)			UEP9D	UEPQA	14.00	90.00	45.00	20.00	10.00			30.89	7.03				
	2-Wire Voice Grade Port (Centrex 800 termination)			UEP9D	UEPQB	14.00	90.00	45.00	20.00	10.00			30.89	7.03				
	2-Wire Voice Grade Port (Centrex / EBS-PSET)3			UEP9D	UEPQC	14.00	90.00	45.00	20.00	10.00			30.89	7.03				
	2-Wire Voice Grade Port (Centrex / EBS-M5009)3			UEP9D	UEPQD	14.00	90.00	45.00	20.00	10.00			30.89	7.03				
	2-Wire Voice Grade Port (Centrex / EBS-M5209)3			UEP9D	UEPQE	14.00	90.00	45.00	20.00	10.00			30.89	7.03				
	2-Wire Voice Grade Port (Centrex / EBS-M5112)3			UEP9D	UEPQF	14.00	90.00	45.00	20.00	10.00			30.89	7.03				
	2-Wire Voice Grade Port (Centrex / EBS-M5312)3			UEP9D	UEPQG	14.00	90.00	45.00	20.00	10.00			30.89	7.03				
	2-Wire Voice Grade Port (Centrex / EBS-M5008)3			UEP9D	UEPQT	14.00	90.00	45.00	20.00	10.00			30.89	7.03				
	2-Wire Voice Grade Port (Centrex / EBS-M5208)3			UEP9D	UEPQU	14.00	90.00	45.00	20.00	10.00			30.89	7.03				
	2-Wire Voice Grade Port (Centrex / EBS-M5216)3			UEP9D	UEPQV	14.00	90.00	45.00	20.00	10.00			30.89	7.03				
	2-Wire Voice Grade Port (Centrex / EBS-M5316)3			UEP9D	UEPQ3	14.00	90.00	45.00	20.00	10.00			30.89	7.03				
	2-Wire Voice Grade Port (Centrex with Caller ID)			UEP9D	UEPQH	14.00	90.00	45.00	20.00	10.00			30.89	7.03				
	2-Wire Voice Grade Port (Centrex/Caller ID/Msg Wtg Lamp Indication)3			UEP9D	UEPQW	14.00	90.00	45.00	20.00	10.00			30.89	7.03				
	2-Wire Voice Grade Port (Centrex/Msg Wtg Lamp Indication)3			UEP9D	UEPQJ	14.00	90.00	45.00	20.00	10.00			30.89	7.03				
	2-Wire Voice Grade Port (Centrex from diff Serving Wire Center) 2			UEP9D	UEPQM	14.00	90.00	45.00	20.00	10.00			30.89	7.03				
	2-Wire Voice Grade Port (Centrex/differ SWC /EBS-PSET)2, 3			UEP9D	UEPQO	14.00	90.00	45.00	20.00	10.00			30.89	7.03				
	2-Wire Voice Grade Port (Centrex/differ SWC /EBS-M5009)2, 3			UEP9D	UEPQP	14.00	90.00	45.00	20.00	10.00			30.89	7.03				
	2-Wire Voice Grade Port (Centrex/differ SWC /EBS-5209)2, 3			UEP9D	UEPQQ	14.00	90.00	45.00	20.00	10.00			30.89	7.03				
	2-Wire Voice Grade Port (Centrex/differ SWC /EBS-M5112)2, 3			UEP9D	UEPQR	14.00	90.00	45.00	20.00	10.00			30.89	7.03				
	2-Wire Voice Grade Port (Centrex/differ SWC /EBS-M5312)2, 3			UEP9D	UEPQS	14.00	90.00	45.00	20.00	10.00			30.89	7.03				
	2-Wire Voice Grade Port (Centrex/differ SWC /EBS-M5008)2, 3			UEP9D	UEPQ4	14.00	90.00	45.00	20.00	10.00			30.89	7.03				
	2-Wire Voice Grade Port (Centrex/differ SWC /EBS-M5208)2, 3			UEP9D	UEPQ5	14.00	90.00	45.00	20.00	10.00			30.89	7.03				
	2-Wire Voice Grade Port (Centrex/differ SWC /EBS-M5216)2, 3			UEP9D	UEPQ6	14.00	90.00	45.00	20.00	10.00			30.89	7.03				
	2-Wire Voice Grade Port (Centrex/differ SWC /EBS-M5316)2, 3			UEP9D	UEPQ7	14.00	90.00	45.00	20.00	10.00			30.89	7.03				
	2-Wire Voice Grade Port, Diff Serving Wire Center - 800 Service Term			UEP9D	UEPQZ	14.00	90.00	45.00	20.00	10.00			30.89	7.03				
	2-Wire Voice Grade Port terminated in on Megalink or equivalent			UEP9D	UEPQ9	14.00	90.00	45.00	20.00	10.00			30.89	7.03				
	2-Wire Voice Grade Port Terminated on 800 Service Term			UEP9D	UEPQ2	14.00	90.00	45.00	20.00	10.00			30.89	7.03				
Local Switching																		
	Centrex Intercom Funtionality, per port			UEP9D	URECS	0.6381												
Local Number Portability																		
	Local Number Portability (1 per port)			UEP9D	LNPC	0.35												
Features																		
	All Standard Features Offered, per port			UEP9D	UEPVF	0.00							30.89	7.03				
	All Select Features Offered, per port			UEP9D	UEPVS	0.00	433.78						30.89	7.03				
	All Centrex Control Features Offered, per port			UEP9D	UEPVC	0.00							30.89	7.03				
NARS																		
	Unbundled Network Access Register - Combination			UEP9D	UARCX	0.00	0.00	0.00					30.89	7.03				
	Unbundled Network Access Register - Inward			UEP9D	UAR1X	0.00	0.00	0.00					30.89	7.03				
	Unbundled Network Access Register - Outdial			UEP9D	UAROX	0.00	0.00	0.00					30.89	7.03				

UNBUNDLED NETWORK ELEMENTS - Tennessee										Attachment: 2		Exhibit: C						
CATEGORY	RATE ELEMENTS	Interim	Zone	BCS	USOC	RATES(\$)	Svc Order Submitted Elec per LSR	Svc Order Submitted Manually per LSR	Incremental Charge - Manual Svc Order vs. Electronic-1st	Incremental Charge - Manual Svc Order vs. Electronic-Add'l	Incremental Charge - Manual Svc Order vs. Electronic-Disc 1st	Incremental Charge - Manual Svc Order vs. Electronic-Disc Add'l						
													Rec	Nonrecurring First	Add'l	Nonrecurring First	Disconnect Add'l	OSS Rates(\$)
													SOMEc	SOMAN	SOMAN	SOMAN	SOMAN	SOMAN
Miscellaneous Terminations																		
2-Wire Trunk Side																		
	Trunk Side Terminations, each			UEP9D	CEND6	8.78		90.00	45.00	20.00	10.00			30.89	7.03			
4-Wire Digital (1.544 Megabits)																		
	DS1 Circuit Terminations, each			UEP9D	M1HD1	35.55		75.93	38.15					30.89	7.03			
	DS0 Channels Activated per Channel			UEP9D	M1HDO	0.00		108.67						30.89	7.03			
Interoffice Channel Mileage - 2-Wire																		
	Interoffice Channel Facilities Termination			UEP9D	MIGBC	18.58		90.00	45.00	20.00	10.00			30.89	7.03			
	Interoffice Channel mileage, per mile or fraction of mile			UEP9D	MIGBM	0.0174												
Feature Activations (DS0) Centrex Loops on Channelized DS1 Service																		
D4 Channel Bank Feature Activations																		
	Feature Activation on D-4 Channel Bank Centrex Loop Slot			UEP9D	1PQWS	0.66												
	Feature Activation on D-4 Channel Bank FX line Side Loop Slot			UEP9D	1PQW6	0.66												
	Feature Activation on D-4 Channel Bank FX Trunk Side Loop Slot			UEP9D	1PQW7	0.66												
	Feature Activation on D-4 Channel Bank Centrex Loop Slot - Different Wire Center			UEP9D	1PQWP	0.66												
	Feature Activation on D-4 Channel Bank Private Line Loop Slot			UEP9D	1PQWV	0.66												
	Feature Activation on D-4 Channel Bank Tjje Line/Trunk Loop Slot			UEP9D	1PQWQ	0.66												
	Feature Activation on D-4 Channel Bank WATS Loop Slot			UEP9D	1PQWA	0.66												
Non-Recurring Charges (NRC) Associated with UNE-P Centrex																		
	NRC Conversion Currently Combined Switch-As-Is with allowed changes, per port			UEP9D	USAC2			1.03	0.29					30.89	7.03			
	New Centrex Standard Common Block			UEP9D	M1ACS	0.00		658.60						30.89	7.03			
	New Centrex Customized Common Block			UEP9D	M1ACC	0.00		658.60						30.89	7.03			
	NAR Establishment Charge, Per Occasion			UEP9D	URECA			68.57						30.89	7.03			
UNE-P CENTREX - EWSD (Valid in AL, FL, KY, LA, MS & TN)																		
2-Wire VG Loop/2-Wire Voice Grade Port (Centrex) Combo																		
UNE Port/Loop Combination Rates (Non-Design)																		
	2-Wire VG Loop/2-Wire Voice Grade Port (Centrex) Port Combo - Non-Design		1	UEP9E		26.48												
	2-Wire VG Loop/2-Wire Voice Grade Port (Centrex)Port Combo - Non-Design		2	UEP9E		30.31												
	2-Wire VG Loop/2-Wire Voice Grade Port (Centrex)Port Combo - Non-Design		3	UEP9E		35.32												
UNE Port/Loop Combination Rates (Design)																		
	2-Wire VG Loop/2-Wire Voice Grade Port (Centrex) Port Combo - Design		1	UEP9E		30.56												
	2-Wire VG Loop/2-Wire Voice Grade Port (Centrex)Port Combo - Design		2	UEP9E		35.63												
	2-Wire VG Loop/2-Wire Voice Grade Port (Centrex)Port Combo - Design		3	UEP9E		42.28												
UNE Loop Rate																		
	2-Wire Voice Grade Loop (SL 1) - Zone 1		1	UEP9E	UECS1	12.48												
	2-Wire Voice Grade Loop (SL 1) - Zone 2		2	UEP9E	UECS1	16.31												
	2-Wire Voice Grade Loop (SL 1) - Zone 3		3	UEP9E	UECS1	21.32												
	2-Wire Voice Grade Loop (SL 2) - Zone 1		1	UEP9E	UECS2	16.56												
	2-Wire Voice Grade Loop (SL 2) - Zone 2		2	UEP9E	UECS2	21.63												
	2-Wire Voice Grade Loop (SL 2) - Zone 3		3	UEP9E	UECS2	28.28												
UNE Port Rate																		
AL, FL, KY, LA, MS, & TN only																		
	2-Wire Voice Grade Port (Centrex) Basic Local Area			UEP9E	UEPYA	14.00		90.00	45.00	20.00	10.00			30.89	7.03			
	2-Wire Voice Grade Port (Centrex 800 termination)Basic Local Area			UEP9E	UEPYB	14.00		90.00	45.00	20.00	10.00			30.89	7.03			
	2-Wire Voice Grade Port (Centrex with Caller ID)1Basic Local Area			UEP9E	UEPYH	14.00		90.00	45.00	20.00	10.00			30.89	7.03			

UNBUNDLED NETWORK ELEMENTS - Tennessee										Attachment: 2		Exhibit: C							
CATEGORY	RATE ELEMENTS	Interim	Zone	BCS	USOC	RATES(\$)				Svc Order Submitted Elec per LSR	Svc Order Submitted Manually per LSR	Incremental Charge - Manual Svc Order vs. Electronic-1st	Incremental Charge - Manual Svc Order vs. Electronic-Add'l	Incremental Charge - Manual Svc Order vs. Electronic-Disc 1st	Incremental Charge - Manual Svc Order vs. Electronic-Disc Add'l				
						Rec	Nonrecurring First	Add'l	Nonrecurring First							Disconnect Add'l	OSS Rates(\$)		
													SOMEc	SOMAN	SOMAN	SOMAN	SOMAN	SOMAN	
	2-Wire Voice Grade Port (Centrex from diff Serving Wire Center)2 Basic Local Area			UEP9E	UEPYM	14.00	90.00	45.00	20.00	10.00			30.89	7.03					
	2-Wire Voice Grade Port, Diff Serving Wire Center - 800 Service Term - Basic Local Area			UEP9E	UEPYZ	14.00	90.00	45.00	20.00	10.00			30.89	7.03					
	2-Wire Voice Grade Port terminated in on Megalink or equivalent - Basic Local Area			UEP9E	UEPY9	14.00	90.00	45.00	20.00	10.00			30.89	7.03					
	2-Wire Voice Grade Port Terminated on 800 Service Term - Basic Local Area			UEP9E	UEPY2	14.00	90.00	45.00	20.00	10.00			30.89	7.03					
AL, KY, LA, MS, & TN Only																			
	2-Wire Voice Grade Port (Centrex)			UEP9E	UEPQA	14.00	90.00	45.00	20.00	10.00			30.89	7.03					
	2-Wire Voice Grade Port (Centrex 800 termination)			UEP9E	UEPQB	14.00	90.00	45.00	20.00	10.00			30.89	7.03					
	2-Wire Voice Grade Port (Centrex with Caller ID)1			UEP9E	UEPQH	14.00	90.00	45.00	20.00	10.00			30.89	7.03					
	2-Wire Voice Grade Port (Centrex from diff Serving Wire Center)2			UEP9E	UEPQM	14.00	90.00	45.00	20.00	10.00			30.89	7.03					
	2-Wire Voice Grade Port, Diff Serving Wire Center - 800 Service Term			UEP9E	UEPQZ	14.00	90.00	45.00	20.00	10.00			30.89	7.03					
	2-Wire Voice Grade Port terminated in on Megalink or equivalent			UEP9E	UEPQ9	14.00	90.00	45.00	20.00	10.00			30.89	7.03					
	2-Wire Voice Grade Port Terminated on 800 Service Term			UEP9E	UEPQ2	14.00	90.00	45.00	20.00	10.00			30.89	7.03					
Local Switching																			
	Centrex Intercom Functionality, per port			UEP9E	URECS	0.6381													
Local Number Portability																			
	Local Number Portability (1 per port)			UEP9E	LNPCc	0.35													
Features																			
	All Standard Features Offered, per port			UEP9E	UEPVF	0.00							30.89	7.03					
	All Select Features Offered, per port			UEP9E	UEPVS	0.00	433.78						30.89	7.03					
	All Centrex Control Features Offered, per port			UEP9E	UEPVC	0.00							30.89	7.03					
NARS																			
	Unbundled Network Access Register - Combination			UEP9E	UARCX	0.00	0.00	0.00					30.89	7.03					
	Unbundled Network Access Register - Indial			UEP9E	UAR1X	0.00	0.00	0.00					30.89	7.03					
	Unbundled Network Access Register - Outdial			UEP9E	UAROx	0.00	0.00	0.00					30.89	7.03					
Miscellaneous Terminations																			
2-Wire Trunk Side																			
	Trunk Side Terminations, each			UEP9E	CEND6	8.78	90.00	45.00	20.00	10.00			30.89	7.03					
4-Wire Digital (1.544 Megabits)																			
	DS1 Circuit Terminations, each			UEP9E	M1HD1	35.55	75.93	38.15					30.89	7.03					
	DS0 Channel Activated Per Channel			UEP9E	M1HDO	0.00	108.67						30.89	7.03					
Interoffice Channel Mileage - 2-Wire																			
	Interoffice Channel Facilities Termination			UEP9E	MIGBC	18.58	90.00	45.00	20.00	10.00			30.89	7.03					
	Interoffice Channel mileage, per mile or fraction of mile			UEP9E	MIGBM	0.0174													
Feature Activations (DS0) Centrex Loops on Channelized DS1 Service																			
D4 Channel Bank Feature Activations																			
	Feature Activation on D-4 Channel Bank Centrex Loop Slot			UEP9E	1PQWS	0.66													
	Feature Activation on D-4 Channel Bank FX line Side Loop Slot			UEP9E	1PQW6	0.66													
	Feature Activation on D-4 Channel Bank FX Trunk Side Loop Slot			UEP9E	1PQW7	0.66													
	Feature Activation on D-4 Channel Bank Centrex Loop Slot - Different Wire Center			UEP9E	1PQWP	0.66													
	Feature Activation on D-4 Channel Bank Private Line Loop Slot			UEP9E	1PQWV	0.66													
	Feature Activation on D-4 Channel Bank Tjje Line/Trunk Loop Slot			UEP9E	1PQWQ	0.66													
	Feature Activation on D-4 Channel Bank WATS Loop Slot			UEP9E	1PQWA	0.66													
Non-Recurring Charges (NRC) Associated with UNE-P Centrex																			
	NRC Conversion Currently Combined Switch-As-Is with allowed changes, per port			UEP9E	USAC2		1.03	0.29					30.89	7.03					
	New Centrex Standard Common Block			UEP9E	M1ACS	0.00	658.60						30.89	7.03					
	New Centrex Customized Common Block			UEP9E	M1ACC	0.00	658.60						30.89	7.03					

UNBUNDLED NETWORK ELEMENTS - Tennessee										Attachment: 2		Exhibit: C			
CATEGORY	RATE ELEMENTS	Interim	Zone	BCS	USOC	RATES(\$)				Svc Order Submitted Elec per LSR	Svc Order Submitted Manually per LSR	Incremental Charge - Manual Svc Order vs. Electronic-1st	Incremental Charge - Manual Svc Order vs. Electronic-Add'l	Incremental Charge - Manual Svc Order vs. Electronic-Disc 1st	Incremental Charge - Manual Svc Order vs. Electronic-Disc Add'l
						Rec	Nonrecurring First	Add'l	Nonrecurring First						
											SOMEc	SOMAN	SOMAN	SOMAN	SOMAN
	NAR Establishment Charge, Per Occasion			UEP9E	URECA	0.00	68.57					30.89	7.03		
	UNE-P CENTREX - DCO - Valid in AL, KY, LA, MS, & TN														
	2-Wire VG Loop/2-Wire Voice Grade Port (Centrex) Combo														
	UNE Port/Loop Combination Rates (Non-Design)														
	2-Wire VG Loop/2-Wire Voice Grade Port (Centrex) Port Combo - Non-Design		1	UEP93		26.48									
	2-Wire VG Loop/2-Wire Voice Grade Port (Centrex)Port Combo - Non-Design		2	UEP93		30.31									
	2-Wire VG Loop/2-Wire Voice Grade Port (Centrex)Port Combo - Non-Design		3	UEP93		35.32									
	UNE Port/Loop Combination Rates (Design)														
	2-Wire VG Loop/2-Wire Voice Grade Port (Centrex) Port Combo - Design		1	UEP93		30.56									
	2-Wire VG Loop/2-Wire Voice Grade Port (Centrex)Port Combo - Design		2	UEP93		35.63									
	2-Wire VG Loop/2-Wire Voice Grade Port (Centrex)Port Combo - Design		3	UEP93		42.28									
	UNE Loop Rate														
	2-Wire Voice Grade Loop (SL 1) - Zone 1		1	UEP93	UECS1	12.48									
	2-Wire Voice Grade Loop (SL 1) - Zone 2		2	UEP93	UECS1	16.31									
	2-Wire Voice Grade Loop (SL 1) - Zone 3		3	UEP93	UECS1	21.32									
	2-Wire Voice Grade Loop (SL 2) - Zone 1		1	UEP93	UECS2	16.56									
	2-Wire Voice Grade Loop (SL 2) - Zone 2		2	UEP93	UECS2	21.63									
	2-Wire Voice Grade Loop (SL 2) - Zone 3		3	UEP93	UECS2	28.28									
	UNE Port Rate														
	AL, KY, LA, MS, & TN only														
	2-Wire Voice Grade Port (Centrex) Basic Local Area			UEP93	UEPYA	14.00	90.00	45.00	20.00	10.00		30.89	7.03		
	2-Wire Voice Grade Port (Centrex 800 termination)Basic Local Area			UEP93	UEPYB	14.00	90.00	45.00	20.00	10.00		30.89	7.03		
	2-Wire Voice Grade Port (Centrex with Caller ID)1Basic Local Area			UEP93	UEPYH	14.00	90.00	45.00	20.00	10.00		30.89	7.03		
	2-Wire Voice Grade Port (Centrex from diff Serving Wire Center)2 Basic Local Area			UEP93	UEPYM	14.00	90.00	45.00	20.00	10.00		30.89	7.03		
	2-Wire Voice Grade Port, Diff Serving Wire Center - 800 Service Term - Basic Local Area			UEP93	UEPYZ	14.00	90.00	45.00	20.00	10.00		30.89	7.03		
	2-Wire Voice Grade Port terminated in on Megalink or equivalent - Basic Local Area			UEP93	UEPY9	14.00	90.00	45.00	20.00	10.00		30.89	7.03		
	2-Wire Voice Grade Port Terminated on 800 Service Term - Basic Local Area			UEP93	UEPY2	14.00	90.00	45.00	20.00	10.00		30.89	7.03		
	2-Wire Voice Grade Port (Centrex)			UEP93	UEPQA	14.00	90.00	45.00	20.00	10.00		30.89	7.03		
	2-Wire Voice Grade Port (Centrex 800 termination)			UEP93	UEPQB	14.00	90.00	45.00	20.00	10.00		30.89	7.03		
	2-Wire Voice Grade Port (Centrex with Caller ID)1			UEP93	UEPQH	14.00	90.00	45.00	20.00	10.00		30.89	7.03		
	2-Wire Voice Grade Port (Centrex from diff Serving Wire Center)2			UEP93	UEPQM	14.00	90.00	45.00	20.00	10.00		30.89	7.03		
	2-Wire Voice Grade Port, Diff Serving Wire Center - 800 Service Term			UEP93	UEPQZ	14.00	90.00	45.00	20.00	10.00		30.89	7.03		
	2-Wire Voice Grade Port terminated in on Megalink or equivalent			UEP93	UEPQ9	14.00	90.00	45.00	20.00	10.00		30.89	7.03		
	2-Wire Voice Grade Port Terminated on 800 Service Term			UEP93	UEPQ2	14.00	90.00	45.00	20.00	10.00		30.89	7.03		
	Local Switching														
	Centrex Intercom Functionality, per port			UEP93	URECS	0.6381									
	Local Number Portability														
	Local Number Portability (1 per port)			UEP93	LNCCC	0.35									
	Features														
	All Standard Features Offered, per port			UEP93	UEPVF	0.00									
	All Centrex Control Features Offered, per port			UEP93	UEPVC	0.00									
	NARS														
	Unbundled Network Access Register - Combination			UEP93	UARCX	0.00	0.00	0.00				30.89	7.03		
	Unbundled Network Access Register - Indial			UEP93	UAR1X	0.00	0.00	0.00				30.89	7.03		

UNBUNDLED NETWORK ELEMENTS - Tennessee											Attachment: 2		Exhibit: C		
CATEGORY	RATE ELEMENTS	Interim	Zone	BCS	USOC	RATES(\$)				Svc Order Submitted Elec per LSR	Svc Order Submitted Manually per LSR	Incremental Charge - Manual Svc Order vs. Electronic-1st	Incremental Charge - Manual Svc Order vs. Electronic-Add'l	Incremental Charge - Manual Svc Order vs. Electronic-Disc 1st	Incremental Charge - Manual Svc Order vs. Electronic-Disc Add'l
						Rec	Nonrecurring First	Add'l	Nonrecurring Disconnect First						
	Unbundled Network Access Register - Outdial			UEP93	UARO X	0.00	0.00	0.00				30.89	7.03		
	Miscellaneous Terminations														
	2-Wire Trunk Side														
	Trunk Side Terminations, each			UEP93	CEND6	8.78	90.00	45.00	20.00	10.00		30.89	7.03		
	4-Wire Digital (1,544 Megabits)														
	DS1 Circuit Terminations, each			UEP93	M1HD1	35.55	75.93	38.15				30.89	7.03		
	DS0 Channels Activated, Per Channel			UEP93	M1HDO	0.00	108.67					30.89	7.03		
	Interoffice Channel Mileage - 2-Wire														
	Interoffice Channel Facilities Termination			UEP93	MIGBC	18.58	90.00	45.00	20.00	10.00		30.89	7.03		
	Interoffice Channel mileage, per mile or fraction of mile			UEP93	MIGBM	0.0174									
	Feature Activations (DS0) Centrex Loops on Channelized DS1 Service														
	D4 Channel Bank Feature Activations														
	Feature Activation on D-4 Channel Bank Centrex Loop Slot			UEP93	1PQWS	0.66									
	Feature Activation on D-4 Channel Bank FX Line Side Loop Slot			UEP93	1PQW6	0.66									
	Feature Activation on D-4 Channel Bank FX Trunk Side Loop Slot			UEP93	1PQW7	0.66									
	Feature Activation on D-4 Channel Bank Centrex Loop Slot - Different Wire Center			UEP93	1PQWP	0.66									
	Feature Activation on D-4 Channel Bank Private Line Loop Slot			UEP93	1PQWV	0.66									
	Feature Activation on D-4 Channel Bank Tie Line/Trunk Loop Slot			UEP93	1PQWQ	0.66									
	Feature Activation on D-4 Channel Bank WATS Loop Slot			UEP93	1PQWA	0.66									
	Non-Recurring Charges (NRC) Associated with UNE-P Centrex														
	NRC Conversion Currently Combined Switch-As-Is with allowed changes, per port			UEP93	USAC2		1.03	0.29				30.89	7.03		
	New Centrex Standard Common Block			UEP93	M1ACS	0.00	658.60					30.89	7.03		
	New Centrex Customized Common Block			UEP93	M1ACC	0.00	658.60					30.89	7.03		
	NAR Establishment Charge, Per Occasion			UEP93	URECA		68.57					30.89	7.03		
	Note 1 - Required Port for Centrex Control in 1AESS, 5ESS & EWSD														
	Note 2 - Requires Interoffice Channel Mileage														
	Note 3 - Requires Specific Customer Premises Equipment														
	Note: Rates displaying an "R" in Interim column are interim and subject to rate true-up as set forth in General Terms and Conditions.														

LOCAL INTERCONNECTION - Alabama										Attachment: 3		Exhibit: D										
CATEGORY	RATE ELEMENTS	Interim	Zone	BCS	USOC	RATES(\$)	Svc Order Submitted Elec per LSR	Svc Order Submitted Manually per LSR	Incremental Charge - Manual Svc Order vs. Electronic-1st	Incremental Charge - Manual Svc Order vs. Electronic-Add'l	Incremental Charge - Manual Svc Order vs. Electronic-Disc 1st	Incremental Charge - Manual Svc Order vs. Electronic-Disc Add'l	OSS Rates(\$)									
													Rec	Nonrecurring		Nonrecurring Disconnect		SOMEc	SOMAN	SOMAN	SOMAN	SOMAN
													First	Add'l	First	Add'l						
LOCAL INTERCONNECTION (CALL TRANSPORT AND TERMINATION)																						
SINGLE RATE FOR LOCAL AND ISP-BOUND TRAFFIC																						
	Single Rate for Local and ISP-bound traffic, per minute of use (1/1/02 - 12/31/02)					.0015																
RATES FOR LOCAL TRANSIT AND MTA TRAFFIC																						
TANDEM SWITCHING																						
	Tandem Switching Function Per MOU			OHD		0.0005692																
	Multiple Tandem Switching, per MOU (applies to intial tandem only)			OHD		0.0005692																
	Tandem Intermediary Charge, per MOU*			OHD		0.0015																
* This charge is applicable only to transit traffic and is applied in addition to applicable switching and/or interconnection charges.																						
TRUNK CHARGE																						
	Installation Trunk Side Service - per DS0			OHD	TPP++	333.69	56.91															
	Dedicated End Office Trunk Port Service-per DS0**			OHD	TDE0P	0.00																
	Dedicated End Office Trunk Port Service-per DS1**			OH1 OH1MS	TDE1P	0.00																
	Dedicated Tandem Trunk Port Service-per DS0**			OHD	TDW0P	0.00																
	Dedicated Tandem Trunk Port Service-per DS1**			OH1 OH1MS	TDW1P	0.00																
** This rate element is recovered on a per MOU basis and is included in the End Office Switching and Tandem Switching, per MOU rate elements																						
COMMON TRANSPORT (Shared)																						
	Common Transport - Per Mile, Per MOU			OHD		0.0000026																
	Common Transport - Facilities Termination Per MOU			OHD		0.0003685																
LOCAL INTERCONNECTION (DEDICATED TRANSPORT)																						
INTEROFFICE CHANNEL - DEDICATED TRANSPORT																						
	Interoffice Channel - Dedicated Transport - 2-Wire Voice Grade - Per Mile per month			OHL, OHM	1L5NF	0.0101																
	Interoffice Channel - Dedicated Transport- 2- Wire Voice Grade - Facility Termination per month			OHL, OHM	1L5NF	24.15	54.82				13.79											
	Interoffice Channel - Dedicated Transport - 56 kbps - per mile per month			OHL, OHM	1L5NK	0.0101																
	Interoffice Channel - Dedicated Transport - 56 kbps - Facility Termination per month			OHL, OHM	1L5NK	17.28	54.82				13.79											
	Interoffice Channel - Dedicated Transport - 64 kbps - per mile per month			OHL, OHM	1L5NK	0.0101																
	Interoffice Channel - Dedicated Transport - 64 kbps - Facility Termination per month			OHL, OHM	1L5NK	17.28	54.82				13.79											
	Interoffice Channel - Dedicated Channel - DS1 - Per Mile per month			OH1, OH1MS	1L5NL	0.2067																
	Interoffice Channel - Dedicated Transport - DS1 - Facility Termination per month			OH1, OH1MS	1L5NL	68.75	163.61				28.88											
	Interoffice Channel - Dedicated Transport - DS3 - Per Mile per month			OH3, OH3MS	1L5NM	4.67																
	Interoffice Channel - Dedicated Transport - DS3 - Facility Termination per month			OH3, OH3MS	1L5NM	804.02	325.51				116.91											
LOCAL CHANNEL - DEDICATED TRANSPORT																						
	Local Channel - Dedicated - 2-Wire Voice Grade per month			OHL, OHM	TEFV2	15.96	386.19	66.33	73.28	6.39												
	Local Channel - Dedicated - 4-Wire Voice Grade per month			OHL, OHM	TEFV4	17.06	387.06	67.20	74.22	7.33												
	Local Channel - Dedicated - DS1 per month			OH1	TEFHG	41.52	354.94	307.43	44.38	30.52												
	Local Channel - Dedicated - DS3 Facility Termination per month			OH3	TEFHJ	476.04	903.03	527.87	238.97	167.16												
LOCAL INTERCONNECTION MID-SPAN MEET																						
NOTE: If Access service ride Mid-Span Meet, one-half the tariffed service Local Channel rate is applicable.																						
	Local Channel - Dedicated - DS1 per month			OH1MS	TEFHG	0.00	0.00															
	Local Channel - Dedicated - DS3 per month			OH3MS	TEFHJ	0.00	0.00															
MULTIPLEXERS																						
	Channelization - DS1 to DS0 Channel System			OH1, OH1MS	SATN1	122.50	182.08	125.14	21.07	19.58												
	DS3 to DS1 Channel System per month			OH3, OH3MS	SATNS	201.37	356.28	187.94	66.51	63.65												
	DS3 Interface Unit (DS1 COC) per month			OH1, OH1MS	SATCO	15.39	13.15	9.43														

Notes: If no rate is identified in the contract, the rates, terms, and conditions for the specific service or function will be as set forth in applicable BellSouth tariff.

LOCAL INTERCONNECTION - Florida										Attachment: 3		Exhibit: D										
CATEGORY	RATE ELEMENTS	Interim	Zone	BCS	USOC	RATES(\$)	Svc Order Submitted Elec per LSR	Svc Order Submitted Manually per LSR	Incremental Charge - Manual Svc Order vs. Electronic-1st	Incremental Charge - Manual Svc Order vs. Electronic-Add'l	Incremental Charge - Manual Svc Order vs. Electronic-Disc 1st	Incremental Charge - Manual Svc Order vs. Electronic-Disc Add'l	OSS Rates(\$)									
													Rec	Nonrecurring		Nonrecurring Disconnect		SOME C	SOMAN	SOMAN	SOMAN	SOMAN
													First	Add'l	First	Add'l						
LOCAL INTERCONNECTION (CALL TRANSPORT AND TERMINATION)																						
SINGLE RATE FOR LOCAL AND ISP-BOUND TRAFFIC																						
	Single Rate for Local and ISP-bound traffic, per minute of use (1/1/02 - 12/31/02)					.0015																
RATES FOR LOCAL TRANSIT AND MTA TRAFFIC																						
TANDEM SWITCHING																						
	Tandem Switching Function Per MOU			OHD		0.0005692																
	Multiple Tandem Switching, per MOU (applies to intial tandem only)			OHD		0.0005692																
	Tandem Intermediary Charge, per MOU*			OHD		0.0015																
* This charge is applicable only to transit traffic and is applied in addition to applicable switching and/or interconnection charges.																						
TRUNK CHARGE																						
	Installation Trunk Side Service - per DS0			OHD	TPP++	336.43		57.38														
	Dedicated End Office Trunk Port Service-per DS0**			OHD	TDE0P	0.00																
	Dedicated End Office Trunk Port Service-per DS1**			OH1 OH1MS	TDE1P	0.00																
	Dedicated Tandem Trunk Port Service-per DS0**			OHD	TDW0P	0.00																
	Dedicated Tandem Trunk Port Service-per DS1**			OH1 OH1MS	TDW1P	0.00																
** This rate element is recovered on a per MOU basis and is included in the End Office Switching and Tandem Switching, per MOU rate elements																						
COMMON TRANSPORT (Shared)																						
	Common Transport - Per Mile, Per MOU			OHD		0.0000026																
	Common Transport - Facilities Termination Per MOU			OHD		0.0003685																
LOCAL INTERCONNECTION (DEDICATED TRANSPORT)																						
INTEROFFICE CHANNEL - DEDICATED TRANSPORT																						
	Interoffice Channel - Dedicated Transport - 2-Wire Voice Grade - Per Mile per month			OHL, OHM	1L5NF	0.0091																
	Interoffice Channel - Dedicated Transport- 2- Wire Voice Grade - Facility Termination per month			OHL, OHM	1L5NF	25.32	31.78	7.03														
	Interoffice Channel - Dedicated Transport - 56 kbps - per mile per month			OHL, OHM	1L5NK	0.0091																
	Interoffice Channel - Dedicated Transport - 56 kbps - Facility Termination per month			OHL, OHM	1L5NK	18.44	31.78	7.03														
	Interoffice Channel - Dedicated Transport - 64 kbps - per mile per month			OHL, OHM	1L5NK	0.0091																
	Interoffice Channel - Dedicated Transport - 64 kbps - Facility Termination per month			OHL, OHM	1L5NK	18.44	31.78	7.03														
	Interoffice Channel - Dedicated Channel - DS1 - Per Mile per month			OH1, OH1MS	1L5NL	0.1856																
	Interoffice Channel - Dedicated Transport - DS1 - Facility Termination per month			OH1, OH1MS	1L5NL	88.44	98.47	19.05														
	Interoffice Channel - Dedicated Transport - DS3 - Per Mile per month			OH3, OH3MS	1L5NM	3.87																
	Interoffice Channel - Dedicated Transport - DS3 - Facility Termination per month			OH3, OH3MS	1L5NM	1,071.00	219.28	70.56														
LOCAL CHANNEL - DEDICATED TRANSPORT																						
	Local Channel - Dedicated - 2-Wire Voice Grade per month			OHL, OHM	TEFV2	21.94	265.84	46.97	37.63	4.00												
	Local Channel - Dedicated - 4-Wire Voice Grade per month			OHL, OHM	TEFV4	22.81	266.54	47.67	44.22	5.33												
	Local Channel - Dedicated - DS1 per month			OH1	TEFHG	35.28	216.65	183.54	24.30	16.95												
	Local Channel - Dedicated - DS3 Facility Termination per month			OH3	TEFHJ	531.91	556.37	343.01	139.13	96.84												
LOCAL INTERCONNECTION MID-SPAN MEET																						
NOTE: If Access service ride Mid-Span Meet, one-half the tariffed service Local Channel rate is applicable.																						
	Local Channel - Dedicated - DS1 per month			OH1MS	TEFHG	0.00	0.00															
	Local Channel - Dedicated - DS3 per month			OH3MS	TEFHJ	0.00	0.00															
MULTIPLEXERS																						
	Channelization - DS1 to DS0 Channel System			OH1, OH1MS	SATN1	146.77	101.42	71.62	11.09	10.49												
	DS3 to DS1 Channel System per month			OH3, OH3MS	SATNS	211.19	199.28	118.64	40.34	39.07												
	DS3 Interface Unit (DS1 COC) per month			OH1, OH1MS	SATCO	13.76	10.07	7.08														

Notes: If no rate is identified in the contract, the rates, terms, and conditions for the specific service or function will be as set forth in applicable BellSouth tariff.

04/12/02

LOCAL INTERCONNECTION - Georgia										Attachment: 3		Exhibit: D											
CATEGORY	RATE ELEMENTS	Interim	Zone	BCS	USOC	RATES(\$)	Svc Order Submitted Elec per LSR	Svc Order Submitted Manually per LSR	Incremental Charge - Manual Svc Order vs. Electronic-1st	Incremental Charge - Manual Svc Order vs. Electronic-Add'l	Incremental Charge - Manual Svc Order vs. Electronic-Disc 1st	Incremental Charge - Manual Svc Order vs. Electronic-Disc Add'l	OSS Rates(\$)										
													Rec	Nonrecurring		Nonrecurring Disconnect		SOMEC	SOMAN	SOMAN	SOMAN	SOMAN	SOMAN
													First	Add'l	First	Add'l							
LOCAL INTERCONNECTION (CALL TRANSPORT AND TERMINATION)																							
SINGLE RATE FOR LOCAL AND ISP-BOUND TRAFFIC																							
	Single Rate for Local and ISP-bound traffic, per minute of use (1/1/02 - 12/31/02)					.0015																	
RATES FOR LOCAL TRANSIT AND MTA TRAFFIC																							
TANDEM SWITCHING																							
	Tandem Switching Function Per MOU			OHD		0.0005692																	
	Multiple Tandem Switching, per MOU (applies to intial tandem only)			OHD		0.0005692																	
	Tandem Intermediary Charge, per MOU*			OHD		0.0015																	
* This charge is applicable only to transit traffic and is applied in addition to applicable switching and/or interconnection charges.																							
TRUNK CHARGE																							
	Installation Trunk Side Service - per DS0			OHD	TPP++	333.28		56.84															
	Dedicated End Office Trunk Port Service-per DS0**			OHD	TDE0P	0.00																	
	Dedicated End Office Trunk Port Service-per DS1**			OH1 OH1MS	TDE1P	0.00																	
	Dedicated Tandem Trunk Port Service-per DS0**			OHD	TDW0P	0.00																	
	Dedicated Tandem Trunk Port Service-per DS1**			OH1 OH1MS	TDW1P	0.00																	
** This rate element is recovered on a per MOU basis and is included in the End Office Switching and Tandem Switching, per MOU rate elements																							
COMMON TRANSPORT (Shared)																							
	Common Transport - Per Mile, Per MOU			OHD		0.0000026																	
	Common Transport - Facilities Termination Per MOU			OHD		0.0003685																	
LOCAL INTERCONNECTION (DEDICATED TRANSPORT)																							
INTEROFFICE CHANNEL - DEDICATED TRANSPORT																							
	Interoffice Channel - Dedicated Transport - 2-Wire Voice Grade - Per Mile per month			OHL, OHM	1L5NF	0.0222																	
	Interoffice Channel - Dedicated Transport- 2- Wire Voice Grade - Facility Termination per month			OHL, OHM	1L5NF	17.07		36.08															
	Interoffice Channel - Dedicated Transport - 56 kbps - per mile per month			OHL, OHM	1L5NK	0.0222																	
	Interoffice Channel - Dedicated Transport - 56 kbps - Facility Termination per month			OHL, OHM	1L5NK	16.45		36.08															
	Interoffice Channel - Dedicated Transport - 64 kbps - per mile per month			OHL, OHM	1L5NK	0.0222																	
	Interoffice Channel - Dedicated Transport - 64 kbps - Facility Termination per month			OHL, OHM	1L5NK	16.45		36.08															
	Interoffice Channel - Dedicated Channel - DS1 - Per Mile per month			OH1, OH1MS	1L5NL	0.4523																	
	Interoffice Channel - Dedicated Transport - DS1 - Facility Termination per month			OH1, OH1MS	1L5NL	78.47		111.75															
	Interoffice Channel - Dedicated Transport - DS3 - Per Mile per month			OH3, OH3MS	1L5NM	2.72																	
	Interoffice Channel - Dedicated Transport - DS3 - Facility Termination per month			OH3, OH3MS	1L5NM	788.00		330.77															
LOCAL CHANNEL - DEDICATED TRANSPORT																							
	Local Channel - Dedicated - 2-Wire Voice Grade per month			OHL, OHM	TEFV2	13.91		382.95		62.40													
	Local Channel - Dedicated - 4-Wire Voice Grade per month			OHL, OHM	TEFV4	14.99		368.44		64.05													
	Local Channel - Dedicated - DS1 per month			OH1	TEFHG	38.36		356.15		312.89													
	Local Channel - Dedicated - DS3 Facility Termination per month			OH3	TEFHJ	515.91		639.50		426.31													
LOCAL INTERCONNECTION MID-SPAN MEET																							
NOTE: If Access service ride Mid-Span Meet, one-half the tariffed service Local Channel rate is applicable.																							
	Local Channel - Dedicated - DS1 per month			OH1MS	TEFHG	0.00		0.00															
	Local Channel - Dedicated - DS3 per month			OH3MS	TEFHJ	0.00		0.00															
MULTIPLEXERS																							
	Channelization - DS1 to DS0 Channel System			OH1, OH1MS	SATN1	126.22		198.22		123.59													
	DS3 to DS1 Channel System per month			OH3, OH3MS	SATNS	182.04		280.66		195.33													
	DS3 Interface Unit (DS1 COC) per month			OH1, OH1MS	SATCO	11.02		12.02		8.66													

Notes: If no rate is identified in the contract, the rates, terms, and conditions for the specific service or function will be as set forth in applicable BellSouth tariff.

04/12/02

LOCAL INTERCONNECTION - Kentucky										Attachment: 3		Exhibit: D										
CATEGORY	RATE ELEMENTS	Interim	Zone	BCS	USOC	RATES(\$)	Svc Order Submitted Elec per LSR	Svc Order Submitted Manually per LSR	Incremental Charge - Manual Svc Order vs. Electronic-1st	Incremental Charge - Manual Svc Order vs. Electronic-Add'l	Incremental Charge - Manual Svc Order vs. Electronic-Disc 1st	Incremental Charge - Manual Svc Order vs. Electronic-Disc Add'l	OSS Rates(\$)									
													Rec	Nonrecurring		Nonrecurring Disconnect		SOMEc	SOMAN	SOMAN	SOMAN	SOMAN
													First	Add'l	First	Add'l						
LOCAL INTERCONNECTION (CALL TRANSPORT AND TERMINATION)																						
SINGLE RATE FOR LOCAL AND ISP-BOUND TRAFFIC																						
	Single Rate for Local and ISP-bound traffic, per minute of use (1/1/02 - 12/31/02)					.0015																
RATES FOR LOCAL TRANSIT AND MTA TRAFFIC																						
TANDEM SWITCHING																						
	Tandem Switching Function Per MOU			OHD		0.0005692																
	Multiple Tandem Switching, per MOU (applies to intial tandem only)			OHD		0.0005692																
	Tandem Intermediary Charge, per MOU*			OHD		0.0015																
* This charge is applicable only to transit traffic and is applied in addition to applicable switching and/or interconnection charges.																						
TRUNK CHARGE																						
	Installation Trunk Side Service - per DS0			OHD	TPP++	334.09		57.12														
	Dedicated End Office Trunk Port Service-per DS0**			OHD	TDE0P	0.00																
	Dedicated End Office Trunk Port Service-per DS1**			OH1 OH1MS	TDE1P	0.00																
	Dedicated Tandem Trunk Port Service-per DS0**			OHD	TDW0P	0.00																
	Dedicated Tandem Trunk Port Service-per DS1**			OH1 OH1MS	TDW1P	0.00																
** This rate element is recovered on a per MOU basis and is included in the End Office Switching and Tandem Switching, per MOU rate elements																						
COMMON TRANSPORT (Shared)																						
	Common Transport - Per Mile, Per MOU			OHD		0.0000026																
	Common Transport - Facilities Termination Per MOU			OHD		0.0003685																
LOCAL INTERCONNECTION (DEDICATED TRANSPORT)																						
INTEROFFICE CHANNEL - DEDICATED TRANSPORT																						
	Interoffice Channel - Dedicated Transport - 2-Wire Voice Grade - Per Mile per month			OHL, OHM	1L5NF	0.01																
	Interoffice Channel - Dedicated Transport- 2- Wire Voice Grade - Facility Termination per month			OHL, OHM	1L5NF	29.11	47.34		22.77													
	Interoffice Channel - Dedicated Transport - 56 kbps - per mile per month			OHL, OHM	1L5NK	0.0115																
	Interoffice Channel - Dedicated Transport - 56 kbps - Facility Termination per month			OHL, OHM	1L5NK	20.97	47.35		22.77													
	Interoffice Channel - Dedicated Transport - 64 kbps - per mile per month			OHL, OHM	1L5NK	0.0115																
	Interoffice Channel - Dedicated Transport - 64 kbps - Facility Termination per month			OHL, OHM	1L5NK	20.97	47.35		22.77													
	Interoffice Channel - Dedicated Channel - DS1 - Per Mile per month			OH1, OH1MS	1L5NL	0.23																
	Interoffice Channel - Dedicated Transport - DS1 - Facility Termination per month			OH1, OH1MS	1L5NL	96.04	105.52		23.09													
	Interoffice Channel - Dedicated Transport - DS3 - Per Mile per month			OH3, OH3MS	1L5NM	4.97																
	Interoffice Channel - Dedicated Transport - DS3 - Facility Termination per month			OH3, OH3MS	1L5NM	1,175.15	335.40		89.57													
LOCAL CHANNEL - DEDICATED TRANSPORT																						
	Local Channel - Dedicated - 2-Wire Voice Grade per month			OHL, OHM	TEFV2	18.57	265.78	46.96	46.79	4.98												
	Local Channel - Dedicated - 4-Wire Voice Grade per month			OHL, OHM	TEFV4	19.86	266.48	47.65	47.54	5.73												
	Local Channel - Dedicated - DS1 per month			OH1	TEFHG	40.46	209.60	176.51	30.21	21.07												
	Local Channel - Dedicated - DS3 Facility Termination per month			OH3	TEFHJ	576.05	551.38	338.08	173.00	120.42												
LOCAL INTERCONNECTION MID-SPAN MEET																						
NOTE: If Access service ride Mid-Span Meet, one-half the tariffed service Local Channel rate is applicable.																						
	Local Channel - Dedicated - DS1 per month			OH1MS	TEFHG	0.00	0.00															
	Local Channel - Dedicated - DS3 per month			OH3MS	TEFHJ	0.00	0.00															
MULTIPLEXERS																						
	Channelization - DS1 to DS0 Channel System			OH1, OH1MS	SATN1	113.33	101.40	71.60	13.79	13.04												
	DS3 to DS1 Channel System per month			OH3, OH3MS	SATNS	158.20	199.23	118.62	50.16	48.59												
	DS3 Interface Unit (DS1 COC) per month			OH1, OH1MS	SATCO	11.80	10.07	7.08														

Notes: If no rate is identified in the contract, the rates, terms, and conditions for the specific service or function will be as set forth in applicable BellSouth tariff.

04/12/02

LOCAL INTERCONNECTION - Louisiana										Attachment: 3		Exhibit: D										
CATEGORY	RATE ELEMENTS	Interim	Zone	BCS	USOC	RATES(\$)	Svc Order Submitted Elec per LSR	Svc Order Submitted Manually per LSR	Incremental Charge - Manual Svc Order vs. Electronic-1st	Incremental Charge - Manual Svc Order vs. Electronic-Add'l	Incremental Charge - Manual Svc Order vs. Electronic-Disc 1st	Incremental Charge - Manual Svc Order vs. Electronic-Disc Add'l	OSS Rates(\$)									
													Rec	Nonrecurring		Nonrecurring Disconnect		SOMEC	SOMAN	SOMAN	SOMAN	SOMAN
													First	Add'l	First	Add'l						
LOCAL INTERCONNECTION (CALL TRANSPORT AND TERMINATION)																						
SINGLE RATE FOR LOCAL AND ISP-BOUND TRAFFIC																						
	Single Rate for Local and ISP-bound traffic, per minute of use (1/1/02 - 12/31/02)					.0015																
RATES FOR LOCAL TRANSIT AND MTA TRAFFIC																						
TANDEM SWITCHING																						
	Tandem Switching Function Per MOU			OHD		0.0005692																
	Multiple Tandem Switching, per MOU (applies to intial tandem only)			OHD		0.0005692																
	Tandem Intermediary Charge, per MOU*			OHD		0.0015																
* This charge is applicable only to transit traffic and is applied in addition to applicable switching and/or interconnection charges.																						
TRUNK CHARGE																						
	Installation Trunk Side Service - per DS0			OHD	TPP++	334.94		56.98														
	Dedicated End Office Trunk Port Service-per DS0**			OHD	TDE0P	0.00																
	Dedicated End Office Trunk Port Service-per DS1**			OH1 OH1MS	TDE1P	0.00																
	Dedicated Tandem Trunk Port Service-per DS0**			OHD	TDW0P	0.00																
	Dedicated Tandem Trunk Port Service-per DS1**			OH1 OH1MS	TDW1P	0.00																
** This rate element is recovered on a per MOU basis and is included in the End Office Switching and Tandem Switching, per MOU rate elements																						
COMMON TRANSPORT (Shared)																						
	Common Transport - Per Mile, Per MOU			OHD		0.0000026																
	Common Transport - Facilities Termination Per MOU			OHD		0.0003685																
LOCAL INTERCONNECTION (DEDICATED TRANSPORT)																						
INTEROFFICE CHANNEL - DEDICATED TRANSPORT																						
	Interoffice Channel - Dedicated Transport - 2-Wire Voice Grade - Per Mile per month			OHL, OHM	1L5NF	0.013																
	Interoffice Channel - Dedicated Transport- 2- Wire Voice Grade - Facility Termination per month			OHL, OHM	1L5NF	22.60		26.62														
	Interoffice Channel - Dedicated Transport - 56 kbps - per mile per month			OHL, OHM	1L5NK	0.013																
	Interoffice Channel - Dedicated Transport - 56 kbps - Facility Termination per month			OHL, OHM	1L5NK	15.61		26.62														
	Interoffice Channel - Dedicated Transport - 64 kbps - per mile per month			OHL, OHM	1L5NK	0.013																
	Interoffice Channel - Dedicated Transport - 64 kbps - Facility Termination per month			OHL, OHM	1L5NK	15.61		26.62														
	Interoffice Channel - Dedicated Channel - DS1 - Per Mile per month			OH1, OH1MS	1L5NL	0.2652																
	Interoffice Channel - Dedicated Transport - DS1 - Facility Termination per month			OH1, OH1MS	1L5NL	70.47		79.44														
	Interoffice Channel - Dedicated Transport - DS3 - Per Mile per month			OH3, OH3MS	1L5NM	6.04																
	Interoffice Channel - Dedicated Transport - DS3 - Facility Termination per month			OH3, OH3MS	1L5NM	850.45		158.05														
LOCAL CHANNEL - DEDICATED TRANSPORT																						
	Local Channel - Dedicated - 2-Wire Voice Grade per month			OHL, OHM	TEFV2	18.32		187.51														
	Local Channel - Dedicated - 4-Wire Voice Grade per month			OHL, OHM	TEFV4	19.41		187.94														
	Local Channel - Dedicated - DS1 per month			OH1	TEFHG	39.18		172.34														
	Local Channel - Dedicated - DS3 Facility Termination per month			OH3	TEFHJ	469.44		438.46														
LOCAL INTERCONNECTION MID-SPAN MEET																						
NOTE: If Access service ride Mid-Span Meet, one-half the tariffed service Local Channel rate is applicable.																						
	Local Channel - Dedicated - DS1 per month			OH1MS	TEFHG	0.00		0.00														
	Local Channel - Dedicated - DS3 per month			OH3MS	TEFHJ	0.00		0.00														
MULTIPLEXERS																						
	Channelization - DS1 to DS0 Channel System			OH1, OH1MS	SATN1	105.09		88.41														
	DS3 to DS1 Channel System per month			OH3, OH3MS	SATNS	201.48		172.99														
	DS3 Interface Unit (DS1 COC) per month			OH1, OH1MS	SATCO	11.78		6.39														

Notes: If no rate is identified in the contract, the rates, terms, and conditions for the specific service or function will be as set forth in applicable BellSouth tariff.

04/12/02

LOCAL INTERCONNECTION - Mississippi										Attachment: 3		Exhibit: D										
CATEGORY	RATE ELEMENTS	Interim	Zone	BCS	USOC	RATES(\$)	Svc Order Submitted Elec per LSR	Svc Order Submitted Manually per LSR	Incremental Charge - Manual Svc Order vs. Electronic-1st	Incremental Charge - Manual Svc Order vs. Electronic-Add'l	Incremental Charge - Manual Svc Order vs. Electronic-Disc 1st	Incremental Charge - Manual Svc Order vs. Electronic-Disc Add'l	OSS Rates(\$)									
													Rec	Nonrecurring		Nonrecurring Disconnect		SOMEC	SOMAN	SOMAN	SOMAN	SOMAN
													First	Add'l	First	Add'l						
LOCAL INTERCONNECTION (CALL TRANSPORT AND TERMINATION)																						
SINGLE RATE FOR LOCAL AND ISP-BOUND TRAFFIC																						
	Single Rate for Local and ISP-bound traffic, per minute of use (1/1/02 - 12/31/02)					.0015																
RATES FOR LOCAL TRANSIT AND MTA TRAFFIC																						
TANDEM SWITCHING																						
	Tandem Switching Function Per MOU			OHD		0.0005692																
	Multiple Tandem Switching, per MOU (applies to intial tandem only)			OHD		0.0005692																
	Tandem Intermediary Charge, per MOU*			OHD		0.0015																
* This charge is applicable only to transit traffic and is applied in addition to applicable switching and/or interconnection charges.																						
TRUNK CHARGE																						
	Installation Trunk Side Service - per DS0			OHD	TPP++	334.11	56.98															
	Dedicated End Office Trunk Port Service-per DS0**			OHD	TDE0P	0.00																
	Dedicated End Office Trunk Port Service-per DS1**			OH1 OH1MS	TDE1P	0.00																
	Dedicated Tandem Trunk Port Service-per DS0**			OHD	TDW0P	0.00																
	Dedicated Tandem Trunk Port Service-per DS1**			OH1 OH1MS	TDW1P	0.00																
** This rate element is recovered on a per MOU basis and is included in the End Office Switching and Tandem Switching, per MOU rate elements																						
COMMON TRANSPORT (Shared)																						
	Common Transport - Per Mile, Per MOU			OHD		0.0000026																
	Common Transport - Facilities Termination Per MOU			OHD		0.0003685																
LOCAL INTERCONNECTION (DEDICATED TRANSPORT)																						
INTEROFFICE CHANNEL - DEDICATED TRANSPORT																						
	Interoffice Channel - Dedicated Transport - 2-Wire Voice Grade - Per Mile per month			OHL, OHM	1L5NF	0.0098																
	Interoffice Channel - Dedicated Transport- 2- Wire Voice Grade - Facility Termination per month			OHL, OHM	1L5NF	22.52	27.57				7.11											
	Interoffice Channel - Dedicated Transport - 56 kbps - per mile per month			OHL, OHM	1L5NK	0.0098																
	Interoffice Channel - Dedicated Transport - 56 kbps - Facility Termination per month			OHL, OHM	1L5NK	15.68	27.57				7.11											
	Interoffice Channel - Dedicated Transport - 64 kbps - per mile per month			OHL, OHM	1L5NK	0.0098																
	Interoffice Channel - Dedicated Transport - 64 kbps - Facility Termination per month			OHL, OHM	1L5NK	15.68	27.57				7.11											
	Interoffice Channel - Dedicated Channel - DS1 - Per Mile per month			OH1, OH1MS	1L5NL	0.201																
	Interoffice Channel - Dedicated Transport - DS1 - Facility Termination per month			OH1, OH1MS	1L5NL	57.33	82.28				14.90											
	Interoffice Channel - Dedicated Transport - DS3 - Per Mile per month			OH3, OH3MS	1L5NM	4.76																
	Interoffice Channel - Dedicated Transport - DS3 - Facility Termination per month			OH3, OH3MS	1L5NM	641.90	163.70				60.29											
LOCAL CHANNEL - DEDICATED TRANSPORT																						
	Local Channel - Dedicated - 2-Wire Voice Grade per month			OHL, OHM	TEFV2	14.91	194.22	33.36			37.79											
	Local Channel - Dedicated - 4-Wire Voice Grade per month			OHL, OHM	TEFV4	15.99	194.66	33.80			38.27											
	Local Channel - Dedicated - DS1 per month			OH1	TEFHG	36.83	178.50	154.61			22.89											
	Local Channel - Dedicated - DS3 Facility Termination per month			OH3	TEFHJ	413.87	454.13	264.47			123.23											
LOCAL INTERCONNECTION MID-SPAN MEET																						
NOTE: If Access service ride Mid-Span Meet, one-half the tariffed service Local Channel rate is applicable.																						
	Local Channel - Dedicated - DS1 per month			OH1MS	TEFHG	0.00	0.00															
	Local Channel - Dedicated - DS3 per month			OH3MS	TEFHJ	0.00	0.00															
MULTIPLEXERS																						
	Channelization - DS1 to DS0 Channel System			OH1, OH1MS	SATN1	102.85	91.57	62.94			10.87											
	DS3 to DS1 Channel System per month			OH3, OH3MS	SATNS	170.63	179.17	94.52			34.30											
	DS3 Interface Unit (DS1 COC) per month			OH1, OH1MS	SATCO	12.96	6.62	4.74														

Notes: If no rate is identified in the contract, the rates, terms, and conditions for the specific service or function will be as set forth in applicable BellSouth tariff.

04/12/02

LOCAL INTERCONNECTION - South Carolina										Attachment: 3		Exhibit: D										
CATEGORY	RATE ELEMENTS	Interim	Zone	BCS	USOC	RATES(\$)	Svc Order Submitted Elec per LSR	Svc Order Submitted Manually per LSR	Incremental Charge - Manual Svc Order vs. Electronic-1st	Incremental Charge - Manual Svc Order vs. Electronic-Add'l	Incremental Charge - Manual Svc Order vs. Electronic-Disc 1st	Incremental Charge - Manual Svc Order vs. Electronic-Disc Add'l	OSS Rates(\$)									
													Rec	Nonrecurring		Nonrecurring Disconnect		SOME C	SOMAN	SOMAN	SOMAN	SOMAN
													First	Add'l	First	Add'l						
LOCAL INTERCONNECTION (CALL TRANSPORT AND TERMINATION)																						
SINGLE RATE FOR LOCAL AND ISP-BOUND TRAFFIC																						
	Single Rate for Local and ISP-bound traffic, per minute of use (1/1/02 - 12/31/02)					.0015																
RATES FOR LOCAL TRANSIT AND MTA TRAFFIC																						
TANDEM SWITCHING																						
	Tandem Switching Function Per MOU			OHD		0.0005692																
	Multiple Tandem Switching, per MOU (applies to intial tandem only)			OHD		0.0005692																
	Tandem Intermediary Charge, per MOU*			OHD		0.0015																
* This charge is applicable only to transit traffic and is applied in addition to applicable switching and/or interconnection charges.																						
TRUNK CHARGE																						
	Installation Trunk Side Service - per DS0			OHD	TPP++	335.14		57.16														
	Dedicated End Office Trunk Port Service-per DS0**			OHD	TDE0P	0.00																
	Dedicated End Office Trunk Port Service-per DS1**			OH1	OH1MS	TDE1P	0.00															
	Dedicated Tandem Trunk Port Service-per DS0**			OHD	TDW0P	0.00																
	Dedicated Tandem Trunk Port Service-per DS1**			OH1	OH1MS	TDW1P	0.00															
** This rate element is recovered on a per MOU basis and is included in the End Office Switching and Tandem Switching, per MOU rate elements																						
COMMON TRANSPORT (Shared)																						
	Common Transport - Per Mile, Per MOU			OHD		0.0000026																
	Common Transport - Facilities Termination Per MOU			OHD		0.0003685																
LOCAL INTERCONNECTION (DEDICATED TRANSPORT)																						
INTEROFFICE CHANNEL - DEDICATED TRANSPORT																						
	Interoffice Channel - Dedicated Transport - 2-Wire Voice Grade - Per Mile per month			OHL, OHM	1L5NF	0.0167																
	Interoffice Channel - Dedicated Transport- 2- Wire Voice Grade - Facility Termination per month			OHL, OHM	1L5NF	24.30		40.63			16.77											
	Interoffice Channel - Dedicated Transport - 56 kbps - per mile per month			OHL, OHM	1L5NK	0.0167																
	Interoffice Channel - Dedicated Transport - 56 kbps - Facility Termination per month			OHL, OHM	1L5NK	16.76		40.63			16.77											
	Interoffice Channel - Dedicated Transport - 64 kbps - per mile per month			OHL, OHM	1L5NK	0.0167																
	Interoffice Channel - Dedicated Transport - 64 kbps - Facility Termination per month			OHL, OHM	1L5NK	16.76		40.63			16.77											
	Interoffice Channel - Dedicated Channel - DS1 - Per Mile per month			OH1, OH1MS	1L5NL	0.3415																
	Interoffice Channel - Dedicated Transport - DS1 - Facility Termination per month			OH1, OH1MS	1L5NL	77.14		89.47			16.39											
	Interoffice Channel - Dedicated Transport - DS3 - Per Mile per month			OH3, OH3MS	1L5NM	8.02																
	Interoffice Channel - Dedicated Transport - DS3 - Facility Termination per month			OH3, OH3MS	1L5NM	880.65		279.37			60.33											
LOCAL CHANNEL - DEDICATED TRANSPORT																						
	Local Channel - Dedicated - 2-Wire Voice Grade per month			OHL, OHM	TEFV2	15.33		193.53		33.24	36.72			3.21								
	Local Channel - Dedicated - 4-Wire Voice Grade per month			OHL, OHM	TEFV4	16.54		193.97		33.68	37.19			3.68								
	Local Channel - Dedicated - DS1 per month			OH1	TEFHG	42.62		177.87		154.06	22.24			15.30								
	Local Channel - Dedicated - DS3 Facility Termination per month			OH3	TEFHJ	446.00		452.52		264.53	119.75			83.77								
LOCAL INTERCONNECTION MID-SPAN MEET																						
NOTE: If Access service ride Mid-Span Meet, one-half the tariffed service Local Channel rate is applicable.																						
	Local Channel - Dedicated - DS1 per month			OH1MS	TEFHG	0.00		0.00														
	Local Channel - Dedicated - DS3 per month			OH3MS	TEFHJ	0.00		0.00														
MULTIPLEXERS																						
	Channelization - DS1 to DS0 Channel System			OH1, OH1MS	SATN1	107.57		91.24		62.71	10.56			9.81								
	DS3 to DS1 Channel System per month			OH3, OH3MS	SATNS	144.02		178.54		94.18	33.33			31.90								
	DS3 Interface Unit (DS1 COC) per month			OH1, OH1MS	SATCO	8.64		6.59		4.73												

Notes: If no rate is identified in the contract, the rates, terms, and conditions for the specific service or function will be as set forth in applicable BellSouth tariff.

04/12/02

LOCAL INTERCONNECTION - Tennessee										Attachment: 3		Exhibit: D																
CATEGORY	RATE ELEMENTS	Interim	Zone	BCS	USOC	RATES(\$)	Svc Order Submitted Elec per LSR	Svc Order Submitted Manually per LSR	Incremental Charge - Manual Svc Order vs. Electronic-1st	Incremental Charge - Manual Svc Order vs. Electronic-Add'l	Incremental Charge - Manual Svc Order vs. Electronic-Disc 1st	Incremental Charge - Manual Svc Order vs. Electronic-Disc Add'l	OSS Rates(\$)															
													Rec	Nonrecurring First	Add'l	Nonrecurring First	Disconnect Add'l	SOME C	SOMAN	SOMAN	SOMAN	SOMAN	SOMAN					
LOCAL INTERCONNECTION (CALL TRANSPORT AND TERMINATION)																												
SINGLE RATE FOR LOCAL AND ISP-BOUND TRAFFIC																												
	Single Rate for Local and ISP-bound traffic, per minute of use (1/1/02 - 12/31/02)					.0015																						
RATES FOR LOCAL TRANSIT AND MTA TRAFFIC																												
TANDEM SWITCHING																												
	Tandem Switching Function Per MOU			OHD		0.0005692																						
	Multiple Tandem Switching, per MOU (applies to intial tandem only)			OHD		0.0005692																						
	Tandem Intermediary Charge, per MOU*			OHD		0.0015																						
* This charge is applicable only to transit traffic and is applied in addition to applicable switching and/or interconnection charges.																												
TRUNK CHARGE																												
	Installation Trunk Side Service - per DS0			OHD	TPP++		334.29	57.01																				
	Dedicated End Office Trunk Port Service-per DS0**			OHD	TDE0P	0.00																						
	Dedicated End Office Trunk Port Service-per DS1**			OH1 OH1MS	TDE1P	0.00																						
	Dedicated Tandem Trunk Port Service-per DS0**			OHD	TDW0P	0.00																						
	Dedicated Tandem Trunk Port Service-per DS1**			OH1 OH1MS	TDW1P	0.00																						
** This rate element is recovered on a per MOU basis and is included in the End Office Switching and Tandem Switching, per MOU rate elements																												
COMMON TRANSPORT (Shared)																												
	Common Transport - Per Mile, Per MOU			OHD		0.0000026																						
	Common Transport - Facilities Termination Per MOU			OHD		0.0003685																						
LOCAL INTERCONNECTION (DEDICATED TRANSPORT)																												
INTEROFFICE CHANNEL - DEDICATED TRANSPORT																												
	Interoffice Channel - Dedicated Transport - 2-Wire Voice Grade - Per Mile per month			OHL, OHM	1L5NF	0.0174																						
	Interoffice Channel - Dedicated Transport- 2- Wire Voice Grade - Facility Termination per month			OHL, OHM	1L5NF	18.58	17.37		3.51																			
	Interoffice Channel - Dedicated Transport - 56 kbps - per mile per month			OHL, OHM	1L5NK	0.0174																						
	Interoffice Channel - Dedicated Transport - 56 kbps - Facility Termination per month			OHL, OHM	1L5NK	17.98	17.37		3.51																			
	Interoffice Channel - Dedicated Transport - 64 kbps - per mile per month			OHL, OHM	1L5NK	0.0174																						
	Interoffice Channel - Dedicated Transport - 64 kbps - Facility Termination per month			OHL, OHM	1L5NK	17.98	17.37		3.51																			
	Interoffice Channel - Dedicated Channel - DS1 - Per Mile per month			OH1, OH1MS	1L5NL	0.3562																						
	Interoffice Channel - Dedicated Transport - DS1 - Facility Termination per month			OH1, OH1MS	1L5NL	77.86	76.27		14.99																			
	Interoffice Channel - Dedicated Transport - DS3 - Per Mile per month			OH3, OH3MS	1L5NM	2.34																						
	Interoffice Channel - Dedicated Transport - DS3 - Facility Termination per month			OH3, OH3MS	1L5NM	848.99	176.56		105.91																			
LOCAL CHANNEL - DEDICATED TRANSPORT																												
	Local Channel - Dedicated - 2-Wire Voice Grade per month			OHL, OHM	TEFV2	19.43	199.33	24.16	54.81	4.80																		
	Local Channel - Dedicated - 4-Wire Voice Grade per month			OHL, OHM	TEFV4	20.56	201.53	24.83	55.52	5.51																		
	Local Channel - Dedicated - DS1 per month			OH1	TEFHG	40.99	277.35	233.26	33.18	22.30																		
	Local Channel - Dedicated - DS3 Facility Termination per month			OH3	TEFHJ	611.30	595.37	304.50	215.82	151.15																		
LOCAL INTERCONNECTION MID-SPAN MEET																												
NOTE: If Access service ride Mid-Span Meet, one-half the tariffed service Local Channel rate is applicable.																												
	Local Channel - Dedicated - DS1 per month			OH1MS	TEFHG	0.00	0.00																					
	Local Channel - Dedicated - DS3 per month			OH3MS	TEFHJ	0.00	0.00																					
MULTIPLEXERS																												
	Channelization - DS1 to DS0 Channel System			OH1, OH1MS	SATN1	80.77	141.87	77.11	44.47	42.62																		
	DS3 to DS1 Channel System per month			OH3, OH3MS	SATNS	222.98	308.03	108.47	6.34	4.23																		
	DS3 Interface Unit (DS1 COC) per month			OH1, OH1MS	SATCO	17.58	6.07	4.66																				

Notes: If no rate is identified in the contract, the rates, terms, and conditions for the specific service or function will be as set forth in applicable BellSouth tariff.

04/12/02

INTERIM SERVICE PROVIDER NUMBER PORTABILITY - Alabama											Attachment: 5		Exhibit: E			
CATEGORY	RATE ELEMENTS	Interim	Zone	BCS	USOC	RATES(\$)				Svc Order Submitted Elec per LSR	Svc Order Submitted Manually per LSR	Incremental Charge - Manual Svc Order vs. Electronic-1st	Incremental Charge - Manual Svc Order vs. Electronic-Add'l	Incremental Charge - Manual Svc Order vs. Electronic-Disc 1st	Incremental Charge - Manual Svc Order vs. Electronic-Disc Add'l	
						Recurring	Nonrecurring		Nonrecurring							Disconnect
						First	Add'l	First	Add'l	SOME C	SOMAN	SOMAN	SOMAN	SOMAN	SOMAN	
INTERIM SERVICE PROVIDER NUMBER PORTABILITY																
	RCF, per number ported (Business Line)				TNPBL	2.13	0.65		0.07		3.50		19.99	19.99	19.99	19.99
	RCF, per number ported (Residence Line)				TNPRL	2.13	0.65		0.07		3.50		19.99	19.99	19.99	19.99
	RCF, add'l capacity for simultaneous call forwarding, per additional path					0.32										
	RCF, per service order, per location (Business)				TNPBD		1.44	1.44	1.44	1.44	3.50		19.99	19.99	19.99	19.99
	RCF, per service order, per location (Residence)				TNPRD		1.44	1.44	1.44	1.44	3.50		19.99	19.99	19.99	19.99
INTERIM SERVICE PROVIDER NUMBER PORTABILITY - DID																
	DID per number ported (Residence)				TNPDR		1.18		1.18		3.50		19.99	19.99	19.99	19.99
	DID per number ported (Business)				TNPDB		1.18		1.18		3.50		19.99	19.99	19.99	19.99
	DID per service order, per location (Residence)				TNPRD		1.44	1.44	1.44	1.44	3.50		19.99	19.99	19.99	19.99
	DID per service order, per location (Business)				TNPBD		1.44	1.44	1.44	1.44	3.50		19.99	19.99	19.99	19.99
	DID, per trunk termination, Initial				TNPT2	11.84	173.73	51.00	50.43	25.00	3.50		19.99	19.99	19.99	19.99
Note: If no rate is identified in the contract, the rate for the specific service or function will be as set forth in applicable BellSouth tariff or as negotiated by the Parties upon request by either Party.																
NOTE: Any element that can be ordered electronically will be billed according to the SOME C rate listed. Please refer to BellSouth's Business Rules for Local Ordering (BBR-LO) to determine if a product can be ordered electronically. For those elements that cannot be ordered electronically at present per the BBR-LO, the listed SOME C rate reflects the charge that would be billed to a CLEC once electronic ordering capabilities come on-line for that element. Otherwise, the manual ordering charge, SOMAN, will be																

INTERIM SERVICE PROVIDER NUMBER PORTABILITY - Florida										Attachment: 5		Exhibit: E			
CATEGORY	RATE ELEMENTS	Interim	Zone	BCS	USOC	RATES(\$)				Svc Order Submitted Elec per LSR	Svc Order Submitted Manually per LSR	Incremental Charge - Manual Svc Order vs. Electronic-1st	Incremental Charge - Manual Svc Order vs. Electronic-Add'l	Incremental Charge - Manual Svc Order vs. Electronic-Disc 1st	Incremental Charge - Manual Svc Order vs. Electronic-Disc Add'l
						Recurring	Nonrecurring		Nonrecurring Disconnect						
						First	Add'l	First	Add'l	SOME C	SOMAN	SOMAN	SOMAN	SOMAN	SOMAN
INTERIM SERVICE PROVIDER NUMBER PORTABILITY - RCF															
	RCF, per number ported (Business Line)				TNPBL	2.05	0.4145	0.4145	0.0415	0.0415	3.50	11.90			1.83
	RCF, per number ported (Residence Line)				TNPRL	2.05	0.4145	0.4145	0.0415	0.0415	3.50	11.90			1.83
	RCF, Per Additional Path					0.7179									
INTERIM SERVICE PROVIDER NUMBER PORTABILITY - DID															
	DID per number ported (Residence)				TNPDR		0.6923	0.6923	0.6923	0.6923	3.50	11.90			1.83
	DID per number ported (Business)				TNPDB		0.6923	0.6923	0.6923	0.6923	3.50	11.90			1.83
	DID, per trunk termination, Initial				TNPT2	54.95	161.29	80.58	32.73	32.73	3.50	11.90			1.83
SERVICE PROVIDER NUMBER PORTABILITY (RIPH)															
	RIPH, Functionality, Per Rearrangement						20.08	20.08			3.50	11.90			1.83
	RIPH, Per Number Ported					1.83	0.2165	0.2165	0.0216	0.0216	3.50	11.90			1.83
	RIPH, Functionality, Per Central Ofc						90.47	90.47	2.54	2.54	3.50	11.90			1.83
NOTE: Any element that can be ordered electronically will be billed according to the SOME C rate listed. Please refer to BellSouth's Business Rules for Local Ordering (BBR-LO) to determine if a product can be ordered electronically. For those elements that cannot be ordered electronically at present per the BBR-LO, the listed SOME C rate reflects the charge that would be billed to a CLEC once electronic ordering capabilities come on-line for that element. Otherwise, the manual ordering charge, SOMAN, will be															

INTERIM SERVICE PROVIDER NUMBER PORTABILITY - Georgia											Attachment: 5		Exhibit: E		
CATEGORY	RATE ELEMENTS	Interim	Zone	BCS	USOC	RATES(\$)				Svc Order Submitted Elec per LSR	Svc Order Submitted Manually per LSR	Incremental Charge - Manual Svc Order vs. Electronic-1st	Incremental Charge - Manual Svc Order vs. Electronic-Add'l	Incremental Charge - Manual Svc Order vs. Electronic-Disc 1st	Incremental Charge - Manual Svc Order vs. Electronic-Disc Add'l
						Recurring	Nonrecurring		Nonrecurring Disconnect						
						First	Add'l	First	Add'l	SOME C	SOMAN	SOMAN	SOMAN	SOMAN	SOMAN
INTERIM SERVICE PROVIDER NUMBER PORTABILITY - RCF															
	RCF, per number ported (Business Line)				TNPBL	2.03	0.51			3.50		18.94	18.94		
	RCF, per number ported (Residence Line)				TNPRL	2.03	0.51			3.50		18.94	18.94		
	RCF, add'l capacity for simultaneous call forwarding, per additional path					0.2836									
	RCF, per service order, per location (Business)				TNPBD		2.10	2.10		3.50		18.94	18.94		
	RCF, per service order, per location (Residence)				TNPRD		2.10	2.10		3.50		18.94	18.94		
INTERIM SERVICE PROVIDER NUMBER PORTABILITY - DID															
	DID per number ported (Residence)				TNPDR		0.93			3.50		18.94	18.94		
	DID per number ported (Business)				TNPDB		0.93			3.50		18.94	18.94		
	DID per service order, per location (Residence)				TNPRD		2.10	2.10		3.50		18.94	18.94		
	DID per service order, per location (Business)				TNPBD		2.10	2.10		3.50		18.94	18.94		
	DID, per trunk termination, Initial				TNPT2	10.73	135.47	40.00		3.50		18.94	18.94		
Note: If no rate is identified in the contract, the rate for the specific service or function will be as set forth in applicable BellSouth tariff or as negotiated by the Parties upon request by either Party.															
NOTE: Any element that can be ordered electronically will be billed according to the SOME C rate listed. Please refer to BellSouth's Business Rules for Local Ordering (BBR-LO) to determine if a product can be ordered electronically. For those elements that cannot be ordered electronically at present per the BBR-LO, the listed SOME C rate reflects the charge that would be billed to a CLEC once electronic ordering capabilities come on-line for that element. Otherwise, the manual ordering charge, SOMAN, will be															

INTERIM SERVICE PROVIDER NUMBER PORTABILITY - Kentucky										Attachment: 5		Exhibit: E		
CATEGORY	RATE ELEMENTS	Interim	Zone	BCS	USOC	RATES(\$)			Svc Order Submitted Elec per LSR	Svc Order Submitted Manually per LSR	Incremental Charge - Manual Svc Order vs. Electronic-1st	Incremental Charge - Manual Svc Order vs. Electronic-Add'l	Incremental Charge - Manual Svc Order vs. Electronic-Disc 1st	Incremental Charge - Manual Svc Order vs. Electronic-Disc Add'l
NOTE: BellSouth and CLEC will each bear their own costs of providing remote call forwarding as an interim number portability option.														

INTERIM SERVICE PROVIDER NUMBER PORTABILITY - Louisiana										Attachment: 5		Exhibit: E			
CATEGORY	RATE ELEMENTS	Interim	Zone	BCS	USOC	RATES(\$)				Svc Order Submitted Elec per LSR	Svc Order Submitted Manually per LSR	Incremental Charge - Manual Svc Order vs. Electronic-1st	Incremental Charge - Manual Svc Order vs. Electronic-Add'l	Incremental Charge - Manual Svc Order vs. Electronic-Disc 1st	Incremental Charge - Manual Svc Order vs. Electronic-Disc Add'l
						Recurring	Nonrecurring		Nonrecurring						
							First	Add'l	First	Add'l	SOME C	SOMAN	SOMAN	SOMAN	SOMAN
INTERIM SERVICE PROVIDER NUMBER PORTABILITY - RCF															
	RCF, per number ported (Business Line)				TNPBL	2.91	0.25	0.25			3.50	15.20			
	RCF, per number ported (Residence Line)				TNPRL	2.91	0.25	0.25			3.50	15.20			
	RCF, Per Additional Path					1.24									
INTERIM SERVICE PROVIDER NUMBER PORTABILITY - DID															
	DID per number ported (Residence)				TNPDR		0.42	0.42			3.50	15.20			
	DID per number ported (Business)				TNPDB		0.42	0.42			3.50	15.20			
	DID, per trunk termination, Initial				TNPT2	68.47	185.13	68.79			3.50	15.20			
SERVICE PROVIDER NUMBER PORTABILITY (RIPH)															
	RIPH, Functionality, Per Rearrangement						19.24	19.24			3.50	15.20			
	RIPH, Per Number Ported					1.62	0.19	0.19			3.50	15.20			
	RIPH, Functionality, Per Central Ofc						79.67	79.67			3.50	15.20			
Note: If no rate is identified in the contract, the rate for the specific service or function will be as set forth in applicable BellSouth tariff or as negotiated by the Parties upon request by either Party. NOTE: Any element that can be ordered electronically will be billed according to the SOME C rate listed. Please refer to BellSouth's Business Rules for Local Ordering (BBR-LO) to determine if a product can be ordered electronically. For those elements that cannot be ordered electronically at present per the BBR-LO, the listed SOME C rate reflects the charge that would be billed to a CLEC once electronic ordering capabilities come on-line for that element. Otherwise, the manual ordering charge, SOMAN, will be															

INTERIM SERVICE PROVIDER NUMBER PORTABILITY - Mississippi										Attachment: 5		Exhibit: E					
CATEGORY	RATE ELEMENTS	Interim	Zone	BCS	USOC	RATES(\$)	Recurring	Nonrecurring		Nonrecurring Disconnect		Svc Order Submitted Elec per LSR	Svc Order Submitted Manually per LSR	Incremental Charge - Manual Svc Order vs. Electronic-1st	Incremental Charge - Manual Svc Order vs. Electronic-Add'l	Incremental Charge - Manual Svc Order vs. Electronic-Disc 1st	Incremental Charge - Manual Svc Order vs. Electronic-Disc Add'l
								First	Add'l	First	Add'l						
INTERIM SERVICE PROVIDER NUMBER PORTABILITY - RCF																	
	RCF, per number ported (Business Line)				TNPBL	3.08	0.2596	0.2596	0.0282	0.0282	3.50	15.75					
	RCF, per number ported (Residence Line)				TNPRL	3.08	0.2596	0.2596	0.0282	0.0282	3.50	15.75					
	RCF, Per Additional Path					1.17											
INTERIM SERVICE PROVIDER NUMBER PORTABILITY - DID																	
	DID per number ported (Residence)				TNPDR		0.4335	0.4335	0.4701	0.4701	3.50	15.75					
	DID per number ported (Business)				TNPDB		0.4335	0.4335	0.4701	0.4701	3.50	15.75					
	DID, per trunk termination, Initial				TNPT2	58.41	191.75	71.25	28.94	28.94	3.50	15.75					
SERVICE PROVIDER NUMBER PORTABILITY (RIPH)																	
	RIPH, Functionality, Per Rearrangement						19.93	19.93			3.50	15.75					
	RIPH, Per Number Ported					1.96	0.1972	0.1972	0.0214	0.0214	3.50	15.75					
	RIPH, Functionality, Per Central Ofc						85.52	85.52	2.51	2.51	3.50	15.75					
NOTE: Any element that can be ordered electronically will be billed according to the SOME C rate listed. Please refer to BellSouth's Business Rules for Local Ordering (BBR-LO) to determine if a product can be ordered electronically. For those elements that cannot be ordered electronically at present per the BBR-LO, the listed SOME C rate reflects the charge that would be billed to a CLEC once electronic ordering capabilities come on-line for that element. Otherwise, the manual ordering charge, SOMAN, will be																	

INTERIM SERVICE PROVIDER NUMBER PORTABILITY - South Carolina										Attachment: 5		Exhibit: E			
CATEGORY	RATE ELEMENTS	Interim	Zone	BCS	USOC	RATES(\$)				Svc Order Submitted Elec per LSR	Svc Order Submitted Manually per LSR	Incremental Charge - Manual Svc Order vs. Electronic-1st	Incremental Charge - Manual Svc Order vs. Electronic-Add'l	Incremental Charge - Manual Svc Order vs. Electronic-Disc 1st	Incremental Charge - Manual Svc Order vs. Electronic-Disc Add'l
						Recurring	Nonrecurring		Nonrecurring						
						First	Add'l	First	Add'l	SOME C	SOMAN	SOMAN	SOMAN	SOMAN	SOMAN
INTERIM SERVICE PROVIDER NUMBER PORTABILITY - RCF															
	RCF, per number ported (Business Line)				TNPBL	2.68	0.26	0.26	0.03	0.03	3.50	15.69			
	RCF, per number ported (Residence Line)				TNPRL	2.68	0.26	0.26	0.03	0.03	3.50	15.69			
	RCF, Per Additional Path					1.04									
	RCF, add'l capacity for simultaneous call forwarding, per additional path					0.3854									
	RCF, per service order, per location (Business)				TNPBD		1.37	1.37	44.70	44.70	3.50	15.69			
	RCF, per service order, per location (Residence)				TNPRD		1.37	1.37	44.70	44.70	3.50	15.69			
INTERIM SERVICE PROVIDER NUMBER PORTABILITY - DID															
	DID per number ported (Residence)				TNPDR		0.43	0.43	0.47	0.47	3.50	15.69			
	DID per number ported (Business)				TNPDB		0.43	0.43	0.47	0.47	3.50	15.69			
	DID per service order, per location (Residence)				TNPRD		1.37	1.37	44.70	44.70	3.50	15.69			
	DID per service order, per location (Business)				TNPBD		1.37	1.37	44.70	44.70	3.50	15.69			
	DID, per trunk termination, Initial				TNPT2	73.62	191.07	191.07	28.84	28.84	3.50	15.69			
	DID, per trunk termination, Subsequent					73.62	71.00	71.00	28.84	28.84	3.50	15.69			
SERVICE PROVIDER NUMBER PORTABILITY (RIPH)															
	RIPH, Functionality, Per Central Ofc						82.23	82.23	2.50	2.50	3.50	15.69			
	RIPH, Functionality, Per Rearrangement						19.86	19.86			3.50	15.69			
	RIPH, Per Number Ported					2.02	0.20	0.20	0.02	0.02	3.50	15.69			
Note: If no rate is identified in the contract, the rate for the specific service or function will be as set forth in applicable BellSouth tariff or as negotiated by the Parties upon request by either Party.															
NOTE: Any element that can be ordered electronically will be billed according to the SOME C rate listed. Please refer to BellSouth's Business Rules for Local Ordering (BBR-LO) to determine if a product can be ordered electronically. For those elements that cannot be ordered electronically at present per the BBR-LO, the listed SOME C rate reflects the charge that would be billed to a CLEC once electronic ordering capabilities come on-line for that element. Otherwise, the manual ordering charge, SOMAN, will be															

INTERIM SERVICE PROVIDER NUMBER PORTABILITY - Tennessee											Attachment: 5		Exhibit: E			
CATEGORY	RATE ELEMENTS	Interim	Zone	BCS	USOC	RATES(\$)				Svc Order Submitted Elec per LSR	Svc Order Submitted Manually per LSR	Incremental Charge - Manual Svc Order vs. Electronic-1st	Incremental Charge - Manual Svc Order vs. Electronic-Add'l	Incremental Charge - Manual Svc Order vs. Electronic-Disc 1st	Incremental Charge - Manual Svc Order vs. Electronic-Disc Add'l	
						Recurring	Nonrecurring First	Nonrecurring Add'l	Nonrecurring Disconnect First							Nonrecurring Disconnect Add'l
											SOME C	SOMAN	SOMAN	SOMAN	SOMAN	
INTERIM SERVICE PROVIDER NUMBER PORTABILITY - RCF																
	RCF, per number ported (Business Line)				TNPBL	1.50										
	RCF, per number ported (Residence Line)				TNPRL	1.25										
	RCF, add'l capacity for simultaneous call forwarding, per additional path					0.50										
	RCF, per service order, per location (Business)				TNPBD		25.00	25.00			3.50		19.99	19.99	19.99	19.99
	RCF, per service order, per location (Residence)				TNPRD		25.00	25.00			3.50		19.99	19.99	19.99	19.99
Note: If no rate is identified in the contract, the rate for the specific service or function will be as set forth in applicable BellSouth tariff or as negotiated by the Parties upon request by either Party.																
NOTE: Any element that can be ordered electronically will be billed according to the SOME C rate listed. Please refer to BellSouth's Business Rules for Local Ordering (BBR-LO) to determine if a product can be ordered electronically. For those elements that cannot be ordered electronically at present per the BBR-LO, the listed SOME C rate reflects the charge that would be billed to a CLEC once electronic ordering capabilities come on-line for that element. Otherwise, the manual ordering charge, SOMAN, will be																

ODUF/ADUF/CMDS - Alabama										Attachment: 7		Exhibit: F			
CATEGORY	RATE ELEMENTS	Interim	Zone	BCS	USOC	RATES(\$)				Svc Order Submitted Elec per LSR	Svc Order Submitted Manually per LSR	Incremental Charge - Manual Svc Order vs. Electronic-1st	Incremental Charge - Manual Svc Order vs. Electronic-Add'l	Incremental Charge - Manual Svc Order vs. Electronic-Disc 1st	Incremental Charge - Manual Svc Order vs. Electronic-Disc Add'l
						Rec	Nonrecurring		Nonrecurring Disconnect						
						First	Add'l	First	Add'l	SOME C	SOMAN	SOMAN	SOMAN	SOMAN	SOMAN
ODUF/ADUF/CMDS/EODUF															
	ENHANCED OPTIONAL DAILY USAGE FILE (EODUF)														
	EODUF: Message Processing, per message					0.22206700									
	ACCESS DAILY USAGE FILE (ADUF)														
	ADUF: Message Processing, per message				N/A	0.00185100									
	ADUF: Data Transmission (CONNECT:DIRECT), per message				N/A	0.00011300									
	OPTIONAL DAILY USAGE FILE (ODUF)														
	ODUF: Recording, per message				N/A	0.00001100									
	ODUF: Message Processing, per message				N/A	0.00249900									
	ODUF: Message Processing, per Magnetic Tape provisioned				N/A	35.76000000									
	ODUF: Data Transmission (CONNECT:DIRECT), per message				N/A	0.00009400									
	CENTRALIZED MESSAGE DISTRIBUTION SERVICE (CMDS)														
	CMDS: Message Processing, per message				N/A	0.00400000									
	CMDS: Data Transmission (CONNECT:DIRECT), per message				N/A	0.00100000									
Notes: If no rate is identified in the contract, the rate for the specific service or function will be as set forth in applicable BellSouth tariff.															

ODUF/ADUF/CMDS - Florida										Attachment: 7		Exhibit: F	
CATEGORY	RATE ELEMENTS	Interim	Zone	BCS	USOC	RATES(\$)	Svc Order Submitted Elec per LSR	Svc Order Submitted Manually per LSR	Incremental Charge - Manual Svc Order vs. Electronic-1st	Incremental Charge - Manual Svc Order vs. Electronic-Add'l	Incremental Charge - Manual Svc Order vs. Electronic-Disc 1st	Incremental Charge - Manual Svc Order vs. Electronic-Disc Add'l	
													Rec
ODUF/ADUF/CMDS/EODUF													
ENHANCED OPTIONAL DAILY USAGE FILE (EODUF)													
	EODUF: Message Processing, per message					0.080698							
ACCESS DAILY USAGE FILE (ADUF)													
	ADUF: Message Processing, per message				N/A	0.001656							
	ADUF: Data Transmission (CONNECT:DIRECT), per message				N/A	0.00012450							
OPTIONAL DAILY USAGE FILE (ODUF)													
	ODUF: Recording, per message				N/A	0.0000071							
	ODUF: Message Processing, per message				N/A	0.002146							
	ODUF: Message Processing, per Magnetic Tape provisioned				N/A	35.91							
	ODUF: Data Transmission (CONNECT:DIRECT), per message				N/A	0.00010375							
CENTRALIZED MESSAGE DISTRIBUTION SERVICE (CMDS)													
	CMDS: Message Processing, per message				N/A	0.004							
	CMDS: Data Transmission (CONNECT:DIRECT), per message				N/A	0.001							
Notes: If no rate is identified in the contract, the rate for the specific service or function will be as set forth in applicable BellSouth tariff.													

ODUF/ADUF/CMDS - Georgia										Attachment: 7		Exhibit: F			
CATEGORY	RATE ELEMENTS	Interim	Zone	BCS	USOC	RATES(\$)				Svc Order Submitted Elec per LSR	Svc Order Submitted Manually per LSR	Incremental Charge - Manual Svc Order vs. Electronic-1st	Incremental Charge - Manual Svc Order vs. Electronic-Add'l	Incremental Charge - Manual Svc Order vs. Electronic-Disc 1st	Incremental Charge - Manual Svc Order vs. Electronic-Disc Add'l
						Rec	Nonrecurring		Nonrecurring Disconnect						
							First	Add'l	First	Add'l	SOME C	SOMAN	SOMAN	SOMAN	SOMAN
ODUF/ADUF/CMDS/EODUF															
	ENHANCED OPTIONAL DAILY USAGE FILE (EODUF)														
	EODUF: Message Processing, per message					0.0034555									
	ACCESS DAILY USAGE FILE (ADUF)														
	ADUF: Message Processing, per message				N/A	0.0079506									
	ADUF: Data Transmission (CONNECT:DIRECT), per message				N/A	0.0000434									
	OPTIONAL DAILY USAGE FILE (ODUF)														
	ODUF: Recording, per message				N/A	0.0000090									
	ODUF: Message Processing, per message				N/A	0.0046462									
	ODUF: Message Processing, per Magnetic Tape provisioned				N/A	28.85									
	ODUF: Data Transmission (CONNECT:DIRECT), per message				N/A	0.0000434									
	CENTRALIZED MESSAGE DISTRIBUTION SERVICE (CMDS)														
	CMDS: Message Processing, per message				N/A	0.004									
	CMDS: Data Transmission (CONNECT:DIRECT), per message				N/A	0.001									
Notes: If no rate is identified in the contract, the rate for the specific service or function will be as set forth in applicable BellSouth tariff.															

ODUF/ADUF/CMDS - Louisiana										Attachment: 7		Exhibit: F													
CATEGORY	RATE ELEMENTS	Interim	Zone	BCS	USOC	RATES(\$)	Svc Order Submitted Elec per LSR	Svc Order Submitted Manually per LSR	Incremental Charge - Manual Svc Order vs. Electronic-1st	Incremental Charge - Manual Svc Order vs. Electronic-Add'l	Incremental Charge - Manual Svc Order vs. Electronic-Disc 1st	Incremental Charge - Manual Svc Order vs. Electronic-Disc Add'l													
													Rec	Nonrecurring		Nonrecurring Disconnect		OSS Rates(\$)							
ODUF/ADUF/CMDS/EODUF																									
ENHANCED OPTIONAL DAILY USAGE FILE (EODUF)																									
	EODUF: Message Processing, per message					0.229779																			
ACCESS DAILY USAGE FILE (ADUF)																									
	ADUF: Message Processing, per message				N/A	0.001825																			
	ADUF: Data Transmission (CONNECT:DIRECT), per message				N/A	0.00012147																			
OPTIONAL DAILY USAGE FILE (ODUF)																									
	ODUF: Recording, per message				N/A	0.0000117																			
	ODUF: Message Processing, per message				N/A	0.002446																			
	ODUF: Message Processing, per Magnetic Tape provisioned				N/A	35.54																			
	ODUF: Data Transmission (CONNECT:DIRECT), per message				N/A	0.00010122																			
CENTRALIZED MESSAGE DISTRIBUTION SERVICE (CMDS)																									
	CMDS: Message Processing, per message				N/A	0.004																			
	CMDS: Data Transmission (CONNECT:DIRECT), per message				N/A	0.001																			
Notes: If no rate is identified in the contract, the rate for the specific service or function will be as set forth in applicable BellSouth tariff.																									

ODUF/ADUF/CMDS - Mississippi										Attachment: 7		Exhibit: F							
CATEGORY	RATE ELEMENTS	Interim	Zone	BCS	USOC	RATES(\$)	Rec	Svc Order Submitted Elec per LSR	Svc Order Submitted Manually per LSR	Incremental Charge - Manual Svc Order vs. Electronic-1st	Incremental Charge - Manual Svc Order vs. Electronic-Add'l	Incremental Charge - Manual Svc Order vs. Electronic-Disc 1st	Incremental Charge - Manual Svc Order vs. Electronic-Disc Add'l	OSS Rates(\$)					
														Nonrecurring		Nonrecurring Disconnect		SOME	SOMAN
								First	Add'l	First	Add'l								
ODUF/ADUF/CMDS/EODUF																			
	ENHANCED OPTIONAL DAILY USAGE FILE (EODUF)																		
	EODUF: Message Processing, per message																		
						0.234915													
	ACCESS DAILY USAGE FILE (ADUF)																		
	ADUF: Message Processing, per message																		
					N/A	0.001861													
	ADUF: Data Transmission (CONNECT:DIRECT), per message																		
					N/A	0.00012278													
	OPTIONAL DAILY USAGE FILE (ODUF)																		
	ODUF: Recording, per message																		
					N/A	0.0000063													
	ODUF: Message Processing, per message																		
					N/A	0.002509													
	ODUF: Message Processing, per Magnetic Tape provisioned																		
					N/A	35.97													
	ODUF: Data Transmission (CONNECT:DIRECT), per message																		
					N/A	0.00010232													
	CENTRALIZED MESSAGE DISTRIBUTION SERVICE (CMDS)																		
	CMDS: Message Processing, per message																		
					N/A	0.004													
	CMDS: Data Transmission (CONNECT:DIRECT), per message																		
					N/A	0.001													
Notes: If no rate is identified in the contract, the rate for the specific service or function will be as set forth in applicable BellSouth tariff.																			

ODUF/ADUF/CMDS - South Carolina										Attachment: 7		Exhibit: F			
CATEGORY	RATE ELEMENTS	Interim	Zone	BCS	USOC	RATES(\$)				Svc Order Submitted Elec per LSR	Svc Order Submitted Manually per LSR	Incremental Charge - Manual Svc Order vs. Electronic-1st	Incremental Charge - Manual Svc Order vs. Electronic-Add'l	Incremental Charge - Manual Svc Order vs. Electronic-Disc 1st	Incremental Charge - Manual Svc Order vs. Electronic-Disc Add'l
						Rec	Nonrecurring		Nonrecurring Disconnect						
							First	Add'l	First	Add'l	SOME C	SOMAN	SOMAN	SOMAN	SOMAN
ODUF/ADUF/CMDS/EODUF															
	ENHANCED OPTIONAL DAILY USAGE FILE (EODUF)														
	EODUF: Message Processing, per message					0.241298									
	ACCESS DAILY USAGE FILE (ADUF)														
	ADUF: Message Processing, per message				N/A	0.001856									
	ADUF: Data Transmission (CONNECT:DIRECT), per message				N/A	0.00012515									
	OPTIONAL DAILY USAGE FILE (ODUF)														
	ODUF: Recording, per message				N/A	0.0000216									
	ODUF: Message Processing, per message				N/A	0.002508									
	ODUF: Message Processing, per Magnetic Tape provisioned				N/A	35.84									
	ODUF: Data Transmission (CONNECT:DIRECT), per message				N/A	0.00010429									
	CENTRALIZED MESSAGE DISTRIBUTION SERVICE (CMDS)														
	CMDS: Message Processing, per message				N/A	0.004									
	CMDS: Data Transmission (CONNECT:DIRECT), per message				N/A	0.001									
Notes: If no rate is identified in the contract, the rate for the specific service or function will be as set forth in applicable BellSouth tariff.															

ODUF/ADUF/CMDS - Tennessee										Attachment: 7		Exhibit: F			
CATEGORY	RATE ELEMENTS	Interim	Zone	BCS	USOC	RATES(\$)				Svc Order Submitted Elec per LSR	Svc Order Submitted Manually per LSR	Incremental Charge - Manual Svc Order vs. Electronic-1st	Incremental Charge - Manual Svc Order vs. Electronic-Add'l	Incremental Charge - Manual Svc Order vs. Electronic-Disc 1st	Incremental Charge - Manual Svc Order vs. Electronic-Disc Add'l
						Rec	Nonrecurring First	Add'l	Nonrecurring First						
ODUF/ADUF/CMDS/EODUF															
	ENHANCED OPTIONAL DAILY USAGE FILE (EODUF)														
	EODUF: Message Processing, per message						0.22977900								
	ACCESS DAILY USAGE FILE (ADUF)														
	ADUF: Message Processing, per message				N/A		0.00182500								
	ADUF: Data Transmission (CONNECT:DIRECT), per message				N/A		0.00012147								
	OPTIONAL DAILY USAGE FILE (ODUF)														
	ODUF: Recording, per message				N/A		0.00000440								
	ODUF: Message Processing, per message				N/A		0.00244600								
	ODUF: Message Processing, per Magnetic Tape provisioned				N/A		35.54000000								
	ODUF: Data Transmission (CONNECT:DIRECT), per message				N/A		0.00003390								
	CENTRALIZED MESSAGE DISTRIBUTION SERVICE (CMDS)														
	CMDS: Message Processing, per message				N/A		0.004								
	CMDS: Data Transmission (CONNECT:DIRECT), per message				N/A		0.001								
Notes: If no rate is identified in the contract, the rate for the specific service or function will be as set forth in applicable BellSouth tariff.															

ATTACHMENT 2, NETWORK ELEMENTS AND OTHER SERVICES**17.7 Port/Loop Combinations**

- 17.7.1 Combinations of port and loop unbundled network elements along with switching and transport unbundled network elements provide local exchange service for the origination or termination of calls. Port/loop combinations support the same local calling and feature requirements as described in the Unbundled Local Switching or Port section of this Attachment 2 and the ability to presubscribe to a primary carrier for intraLATA and/or to presubscribe to a primary carrier for interLATA toll service.
- 17.7.2 BellSouth shall make available UNE port/loop combinations, regardless of whether such combinations are Currently Combined, so long as such combinations are ordinarily combined in BellSouth's network.
- 17.7.3 Except as set forth in section 17.7.4 below, BellSouth shall provide UNE port/loop combinations that are ordinarily combined in BellSouth's network, regardless of whether such combinations are Currently Combined at the cost-based rates in Exhibit C.
- 17.7.4 BellSouth is not required to provide combinations of port and loop network elements on an unbundled basis in locations where, pursuant to FCC rules, BellSouth is not required to provide circuit switching as an unbundled network element.
- 17.7.4.1 BellSouth shall not be required to provide local circuit switching as an unbundled network element in density Zone 1, as defined in 47 CFR 69.123 as of January 1, 1999 of the Atlanta, GA; Miami, FL; Orlando, FL; Ft. Lauderdale, FL; Charlotte-Gastonia-Rock Hill, NC; Greensboro-Winston Salem-High Point, NC; Nashville, TN; and New Orleans, LA, MSAs to XMC if XMC's customer has 4 or more DS0 equivalent lines.
- 17.7.4.2 Notwithstanding the foregoing, BellSouth shall provide combinations of port and loop network elements on an unbundled basis where, pursuant to FCC rules, BellSouth is not required to provide local circuit switching as an unbundled network element and shall do so at the market rates in Exhibit C. If a market rate is not set forth in Exhibit C for a UNE port/loop combination, such rate shall be negotiated by the Parties.
- 17.7.5 BellSouth shall make 911 updates in the BellSouth 911 database for XMC's UNE port/loop combinations. BellSouth will not bill XMC for 911 surcharges. XMC is responsible for paying all 911 surcharges to the applicable governmental agency.
- 17.7.6 **Combination Offerings**
- 17.7.6.1 2-wire voice grade port, voice grade loop, unbundled end office switching, unbundled end office trunk port, common transport per mile per MOU, common transport facilities termination, tandem switching, and tandem trunk port.

- 17.7.6.2 2-wire voice grade Coin port, voice grade loop, unbundled end office switching, unbundled end office trunk port, common transport per mile per MOU, common transport facilities termination, tandem switching, and tandem trunk port.
- 17.7.6.3 2-wire voice grade DID port, voice grade loop, unbundled end office switching, unbundled end office trunk port, common transport per mile per MOU, common transport facilities termination, tandem switching, and tandem trunk port.
- 17.7.6.4 2-wire CENTREX port, voice grade loop, CENTREX intercom functionality, unbundled end office switching, unbundled end office trunk port, common transport per mile per MOU, common transport facilities termination, tandem switching, and tandem trunk port.
- 17.7.6.5 2-wire ISDN Basic Rate Interface, voice grade loop, unbundled end office switching, unbundled end office trunk port, common transport per mile per MOU, common transport facilities termination, tandem switching, and tandem trunk port.
- 17.7.6.6 4-wire ISDN Primary Rate Interface, DS1 loop, unbundled end office switching, unbundled end office trunk port, common transport per mile per MOU, common transport facilities termination, tandem switching, and tandem trunk port.
- 17.7.6.7 4-wire DS1 Trunk port, DS1 Loop, unbundled end office switching, unbundled end office trunk port, common transport per mile per MOU, common transport facilities termination, tandem switching, and tandem trunk port.
- 17.7.6.8 4-wire DS1 Loop with normal serving wire center channelization interface, 2-wire voice grade ports (PBX), 2-wire DID ports, unbundled end office switching, unbundled end office trunk port, common transport per mile per MOU, common transport facilities termination, tandem switching, and tandem trunk port.
- 17.7.7 **Other UNE Combinations**
- 17.7.7.1 BellSouth shall provide other Currently Combined and Ordinarily Combined and Not Typically Combined UNE Combinations to XSPEDIUS MANAGEMENT CO., LLC in addition to those specifically referenced in this Sections 17.3 and 17.7.6 above, where available. The Parties disagree about whether or not combinations may be connected to BellSouth tariffed services, and either Party may seek Dispute Resolution in accordance with Section 26.1 of the General Terms and Conditions of this Agreement on that specific issue. However, without either Party waiving its rights, the Parties agree that until such dispute is resolved, combinations shall not be connected to BellSouth tariffed services. Nothing in this Section is intended to nullify or amend Section 17.2.5. To the extent XSPEDIUS MANAGEMENT CO., LLC requests a combination for which BellSouth does not have methods and procedures in place to provide such combination, rates and/or methods and procedures for such combination will be developed pursuant to the BFR/NBR process; provided, however, that any combination specifically set forth in Section 17.3 or 17.7.6 will not require use of the BFR/NBR process.
- 17.7.7.2 **Rates**

17.7.7.3 The rates for Ordinarily Combined UNE Combinations shall be the sum of the recurring rates and nonrecurring rates for the stand-alone network elements as set forth in Exhibit C of this Attachment. The rates for Currently Combined UNE Combinations shall be the sum of the recurring rates for the stand-alone network elements as set forth in Exhibit C, in addition to a nonrecurring charge set forth in Exhibit C. To the extent XSPEDIUS MANAGEMENT CO., LLC requests a Not Typically Combined Combination, or to the extent XSPEDIUS MANAGEMENT CO., LLC requests any combination for which BellSouth has not developed methods and procedures to provide such combination, rates and/or methods and procedures for such combination shall be established pursuant to the BFR/NBR process ; provided, however, that any combination specifically set forth in 17.3 or 17.7.6 will not require use of the BFR/NBR process.

17.8 Ordinarily Combined UNE Combinations

17.8.1 BellSouth shall provide Ordinarily Combined UNE Combinations to XMC as new service in all states, where facilities are available, regardless of whether or not such network element combinations are Currently Combined. Ordinarily Combined UNE Combinations, including those listed in Section 17.3, consist of a loop-transport combination, where the transport may consist of an Interoffice Channel, a Local Channel, or a Local Channel and an Interoffice Channel. These combinations may terminate to XMC's collocation; however collocation is not required. The Parties disagree about whether or not combinations may be connected to BellSouth tariffed services, and either Party may seek Dispute Resolution in accordance with Section 26.1 of the General Terms and Conditions of this Agreement on that specific issue. However, without either Party waiving its rights, the Parties agree that until such dispute is resolved, BellSouth will not connect combinations to tariffed services. Nothing in this Section is intended to nullify or amend Section 17.2.5.

17.8.2 Rates

17.8.2.1 The rates for Ordinarily Combined UNE Combinations, which replicate the architecture described in Section 17.3 and 17.7.6, shall be the sum of the recurring and non-recurring rates for that combination as set forth in Exhibit C of this Attachment.

17.8.2.2 The rates for Ordinarily Combined UNE Combinations, which do not replicate a combination described in Section 17.3 and 17.7.6, shall be the sum of the recurring rates and nonrecurring rates for the stand-alone network elements as set forth in Exhibit C of this Attachment.

17.8.3 To the extent that XMC seeks to obtain other combinations of network elements that BellSouth ordinarily combines in its network which have not been specifically priced by the Commission when purchased in combined form, XMC, at its option, may

request that such rates be determined pursuant to the BFR/NBR process set forth in this Agreement.

This amendment is intended to be inserted into the interconnection agreement in the section concerning directory listings.

Release of Subscriber Listing information to Independent Publishers

Notwithstanding any provision(s) to the contrary, Xspedius Corp. agrees to provide to BellSouth, and BellSouth agrees to accept, Xspedius Corp.'s Subscriber Listing Information (SLI) relating to Xspedius Corp.'s customers in the geographic area(s) covered by this Interconnection Agreement. Xspedius Corp. authorizes BellSouth to release all such Xspedius Corp. SLI provided to BellSouth by Xspedius Corp. to qualifying third parties via either license agreement or BellSouth's Directory Publishers Database Service (DPDS), General Subscriber Services Tariff, Section A38.2, as the same may be amended from time to time. Such CLEC SLI shall be intermingled with BellSouth's own customer listings of any other CLEC that has authorized a similar release of SLI. Where necessary, BellSouth will use good faith efforts to obtain state commission approval of any necessary modifications to Section A38.2 of its tariff to provide for release of third party directory listings, including modifications regarding listings to be released pursuant to such tariff and BellSouth's liability thereunder. BellSouth's obligation pursuant to this Section shall not arise in any particular state until the commission of such state has approved modifications to such tariffs.

No compensation shall be paid to Xspedius Corp. for BellSouth's receipt of Xspedius Corp. SLI, or for the subsequent release to third parties of such SLI. In addition, to the extent BellSouth incurs costs to modify its systems to enable the release of CLEC's SLI, or costs on an ongoing basis to administer the release of Xspedius Corp. SLI, Xspedius Corp. shall pay to BellSouth its proportionate share of the reasonable costs associated therewith. BellSouth shall not be liable for the content or accuracy of any SLI provided by Xspedius Corp. under this Agreement. Xspedius Corp. shall indemnify, hold harmless and defend BellSouth from and against any damages, losses, liabilities, demands claims, suits, judgments, costs and expenses (including but not limited to reasonable attorneys' fees and expenses) arising from BellSouth's tariff obligations or otherwise and resulting from or arising out of any third party's claim of inaccurate Xspedius Corp. listings or use of the SLI provided pursuant to this Agreement. BellSouth shall forward to Xspedius Corp. any complaints received by BellSouth relating to the accuracy or quality of Xspedius Corp. listings. The Parties shall negotiate the date for the initial release of Xspedius Corp. listings and subsequent updates. The Xspedius Corp. listings and subsequent updates will be released consistent with BellSouth's required system changes and/or scheduling requirements.

Signature on File
Signature of Authorized Representative

Robert Sauser
Typed or Printed Name

ACCEPTED

President/ COO
Title

C. W. Boltz
BellSouth Telecommunications, Inc.

**Amendment to
Interconnection Agreement between
Xspedius and
BellSouth Telecommunications, Inc.
Dated 01/01/2000**

Pursuant to this Agreement (the "Agreement"), Xspedius Corp., a Louisiana corporation, ("Xspedius") and BellSouth Telecommunications, Inc. ("BellSouth") hereinafter referred to collectively as the "Parties" hereby agree to amend that certain Master Interconnection Agreement ("the Agreement") between BellSouth and Xspedius dated 01/01/2000.

NOW THEREFORE, in consideration of the mutual provisions contained herein and other good and valuable consideration, the receipt and sufficiency of which are hereby acknowledged, Xspedius and BellSouth hereby covenant and agree as follows:

1. The Parties agree to delete attachment 2 and Attachment 2, Exhibit C in their entirety in the interconnection agreement dated 01/01/2000 and replace them with Attachment 2 and Attachment 2, Exhibit C hereto attached.
2. All other provisions of the Interconnection Agreement, dated 01/01/2000, shall remain in full force and effect.
3. Either or both of the Parties is authorized to submit this Amendment to the appropriate state Commissions for approval subject to section 252(e) of the Federal Telecommunications Act of 1996.
4. IN WITNESS WHEREOF, the Parties hereto have caused this Amendment to be executed by their respective duly authorized representatives on the date indicated below.

BellSouth Telecommunications, Inc.

Xspedius Corp., Inc.

By: _____ Signature on File _____

By: _____ Signature on File _____

Name: _____ C. W. Boltz _____

Name: _____ Robert Sauser _____

Title: _____ Managing Director _____

Title: _____ President / COO _____

Date: _____ 2/26/2001 _____

Date: _____ 2/23/2001 _____

Attachment 2

Network Elements and Other Services

TABLE OF CONTENTS

1. INTRODUCTION.....	3
2. UNBUNDLED LOOPS, INTEGRATED DIGITAL LOOP CARRIERS, NETWORK INTERFACES DEVICE, UNBUNDLED LOOP CONCENTRATION (ULC) SYSTEM, SUB LOOPS AND DARK FIBER.....	4
3. HIGH FREQUENCY SPECTRUM NETWORK ELEMENT.....	24
4. SWITCHING	28
5. UNBUNDLED NETWORK ELEMENT COMBINATIONS	37
6. TRANSPORT, CHANNELIZATION AND DARK FIBER.....	44
7. BELLSOUTH SWA 8XX TOLL FREE DIALING TEN DIGIT SCREENING SERVICE.....	50
8. LINE INFORMATION DATABASE (LIDB).....	52
9. SIGNALING.....	54
10. OPERATOR CALL PROCESSING, INWARD OPERATOR SERVICES AND DIRECTORY ASSISTANCE SERVICES.....	63
11. CALLING NAME (CNAM) DATABASE SERVICE	69
12. BASIC 911 AND E911	70
13. TRUE-UP	72
LIDB Storage Agreement.....	Exhibit A
CNAM Database Service	Exhibit B
Rates	Exhibit C

ACCESS TO NETWORK ELEMENTS AND OTHER SERVICES

1. Introduction

- 1.1 This Attachment sets forth the unbundled network elements and combinations of unbundled network elements that BellSouth agrees to offer to Xspedius in accordance with its obligations under Section 251(c)(3) of the Act. The specific terms and conditions that apply to the unbundled network elements are described below in this Attachment 2. The price for each unbundled network element and combination of unbundled Network Elements are set forth in Exhibit C of this Agreement.
- 1.2 For purposes of this Agreement, “Network Element” is defined to mean a facility or equipment provided by BellSouth on an unbundled basis as is used by the CLEC in the provision of a telecommunications service. These unbundled network elements are consistent with the requirements of the FCC 51.319 rule. For purposes of this Agreement, combinations of Network Elements shall be referred to as “Combinations.”
- 1.2.1 Except as otherwise required by law, BellSouth shall not impose limitation restrictions or requirements or request for the use of the network elements or combinations that would impair the ability of Xspedius to offer telecommunications service in the manner Xspedius intends.
- 1.2.2 Except upon request by Xspedius, BellSouth shall not separate requested network elements that BellSouth currently combines.
- 1.2.2.1 Unless otherwise ordered by an appropriate state or federal regulatory agency, currently combined Network Elements are defined as elements that are already combined within BellSouth's network to a given location.
- 1.3 BellSouth shall, upon request of Xspedius, and to the extent technically feasible, provide to Xspedius access to its network elements for the provision of Xspedius’s telecommunications service. If no rate is identified in the contract, the rate for the specific service or function will be as set forth in the applicable BellSouth tariff or as negotiated by the Parties upon request by either Party.
- 1.4 Xspedius may purchase network elements and other services from BellSouth for the purpose of combining such network elements in any manner Xspedius chooses to provide telecommunication services to its intended users, including recreating existing BellSouth services. With the exception of the sub-loop elements which are located outside of the central office, BellSouth shall deliver the network elements purchased by Xspedius for combining to the designated Xspedius

collocation space. The network elements shall be provided as set forth in this Attachment.

- 1.5 BellSouth shall comply with the requirements as set forth in the technical references within Attachment 2 to the extent that they are consistent with the greater of BellSouth's actual performance or applicable industry standards.
- 1.6 In the event that any effective legislative, regulatory, judicial or other legal action modifies or redefines the "Network Elements" in a manner which materially affects the terms of this Attachment or the Network Elements and/or prices set forth herein, either Party may, on thirty (30) days written notice, require renegotiation of such terms, and the Parties shall renegotiate in good faith such new terms in accordance with such legislative, regulatory, judicial or other legal action. In the event such new terms are not renegotiated within ninety (90) days after the notice for renegotiation, either Party may petition the Commission for resolution of the dispute between the Parties. Each Party reserves the right to seek judicial review of any Commission ruling concerning this Attachment.
- 1.7 Xspedius will adopt and adhere to the standards contained in the applicable BellSouth Operational Understanding regarding maintenance of service.
- 1.8 Standards for Network Elements
- 1.8.1 BellSouth shall comply with the requirements set forth in the technical references, as well as any performance or other requirements identified in this Agreement, to the extent that they are consistent with the greater of BellSouth's actual performance or applicable industry standards.
- 1.8.2 If one or more of the requirements set forth in this Agreement are in conflict, the Parties shall mutually agree on which requirement shall apply. If the Parties cannot reach agreement, the dispute resolution process set forth in Section 12 of the General Terms and Conditions of this Agreement, incorporated herein by this reference, shall apply.
- 1.9 **Rates**
- The prices that Xspedius shall pay to BellSouth for Network Elements and Other Services are set forth in Exhibit C to this Attachment. If Xspedius purchases a service(s) from a tariff, all terms and conditions and rates as set forth in such tariff shall apply.
- 1.10 **Operational Support Systems (OSS)**
- The terms, conditions and rates for OSS are as set forth in Section 2.13 of this Attachment.
- 2. Unbundled Loops, Network Interfaces Device, Unbundled Loop Concentration (ULC) System, Sub loops and Dark Fiber**

All of the negotiated rates, terms and conditions set forth in this Section pertain to the provision of unbundled loops.

2.1 **Unbundled Loops**

2.1.1 Definition

2.1.2 The local loop network element (“Loop(s)”) is defined as a transmission facility between a distribution frame (or its equivalent) in BellSouth’s central office and the loop demarcation point at an end-user customer premises, including inside wire owned by BellSouth. The local loop network element includes all features, functions, and capabilities of the transmission facilities, including dark fiber and attached electronics (except those used for the provision of advanced services, such as Digital Subscriber Line Access Multiplexers) and line conditioning.

2.1.3 The provisioning of service to a CLEC’s collocation space will require cross-office cabling and cross-connections within the central office to connect the loop to a local switch or to other transmission equipment. These cross-connections are a separate component, that are not considered a part of the loop, and thus, have a separate charge.

2.1.4 BellSouth Order Coordination referenced in Attachment 2 includes two types: “Order Coordination” (OC) and “Order Coordination - Time Specific” (OC-TS).

2.1.5 “Order Coordination” refers to standard BellSouth service order coordination involving the reuse of facilities for SL2 voice loops and all digital loops, where Xspedius is requesting that their loop order be provisioned over an existing circuit that is currently providing service to the end user. Order coordination for physical conversions will be scheduled at BellSouth’s discretion during normal working hours on the committed due date and Xspedius will be advised.

2.1.6 “Order Coordination – Time Specific” refers to service order coordination in which Xspedius requests a specific time for a service order conversion to take place. Loops on a single service order of 14 or more loops will be provisioned on a project basis. This is a chargeable option for any coordinated order and is billed in addition to the OC charge. Xspedius may specify a time between 9:00 a.m. and 4:00 p.m. (location time) Monday through Friday (excluding holidays). If Xspedius specifies a time outside this window, or selects a time or quantity of loops that requires BellSouth technicians to work outside normal work hours, overtime charges will apply in addition to the OC and OC-TS charges. Overtime charges will be applied according to actual costs based on type of force group required to perform the work, overtime hours worked and any special circumstances.

	Order Coordination	Order Coordination – Time Specific	Test Points	DLR	Charge for Dispatch and Testing if No Trouble Found
SL-1	Not available	Not available	Not available	Chargeable Option	Charged for Dispatch inside & outside Central Office
SL-2	Included	Chargeable Option*	Included	Included	Charged for Dispatch outside Central Office
Unbundled Digital Loop	Included	Chargeable Option* (except on Universal Digital Channel)	Included (where appropriate)	Included	Charged for Dispatch outside Central Office
Unbundled Copper Loop	Chargeable Option	Not available	Included	Included	Charged for Dispatch outside Central Office

*Order Coordination-Time Specific charge for orders due on same day at same location will be applied on a per LSR basis.

- 2.1.7 Where facilities are available, BellSouth will install loops in compliance with BellSouth's Interval Guide available at the website at <http://www.interconnection.bellsouth.com>. For orders of 14 or more loops, the installation will be handled on a project basis and the intervals will be set by the BellSouth project manager for that order. Some loops require a Service Inquiry (SI) to determine if facilities are available prior to issuing the order. The interval for the SI process is separate from the installation interval. For expedite requests by Xspedius, expedite charges will apply for intervals less than 5 days. The charges outlined in BellSouth's FCC No. 1 Tariff, Section 5, will apply. If Xspedius cancels an order for network elements and other services, any costs incurred by BellSouth in conjunction with the provisioning of that order will be recovered in accordance with FCC No. 1 Tariff, Section 5.
- 2.1.8 If Xspedius modifies an order after being sent a Firm Order Confirmation (FOC) from BellSouth, any costs incurred by BellSouth to accommodate the modification will be paid by Xspedius.
- 2.1.9 BellSouth will offer Unbundled Voice Loops (UVL) in two different service levels - Service Level One (SL1) and Service Level Two (SL2).
- 2.1.10 SL1 loops will be non-designed, will not have test points, and will not come with any OCor engineering information/circuit make-up data. Upon issuance of an order in the service order system, SL1 loops will be activated on the due date in

the same manner and time frames that BellSouth normally activates POTS-type loops for its customers. If Xspedius requests work to be done for SL1s that requires BellSouth technicians to work outside normal work hours, overtime charges will be applied according to actual costs based on type of force group required to perform the work, overtime hours worked and any special circumstances.

2.1.11 SL2 loops shall have test points, will be designed with a design layout record provided to Xspedius, and will be provided with OC. The OC feature will allow Xspedius to coordinate the installation of the loop with the disconnect of an existing customer's service and/or number portability service. In these cases, BellSouth will perform the order conversion with standard order coordination at its discretion during normal work hours.

2.1.12 BellSouth will also offer Unbundled Digital Loops (UDL). UDL will be designed, will be provisioned with test points (where appropriate), and will come standard with OC and a Design Layout Record (DLR).

Due to technical limitations associated with certain Digital Loop Carrier (DLC) systems, some ISDN-capable loops that are provisioned using DLC systems may not support IDSL (Integrated Digital Subscriber Line) service. BellSouth will not reconfigure its ISDN-capable loop to support IDSL service.

Instead, BellSouth agrees to offer the Universal Digital Channel (UDC), which may also be referred to as an IDSL-capable loop as a part of its Unbundled Digital Loop offerings. The UDC loop is intended to be compatible with IDSL service and has the same physical characteristics and transmission specifications as BellSouth's ISDN-capable loop. These specifications are listed in BellSouth's TR73600.

Like the ISDN-capable loop, the UDC loop may be provisioned on copper or through a DLC system. However, when UDC loops are provisioned using a DLC system, BellSouth will ensure that they are only provisioned on time slots that are compatible with data-only services such as IDSL.

2.1.13 As a chargeable option on all loops except UVL-SL1, Universal Digital Channel (UDC) and Unbundled Copper Loop (UCL), BellSouth will offer OC-TS. This will allow Xspedius the ability to specify the time that the coordinated conversion takes place. The OC-TS charge for orders due on the same day at the same location will be applied on a per Local Service Request (LSR) basis.

2.1.14 In addition to the UVLs and UDLs, BellSouth shall make available Unbundled Copper Loops (UCLs). The UCL will be a copper twisted pair loop that is

unencumbered by any intervening equipment (e.g., filters, load coils, range extenders, digital loop carrier, or repeaters). The UCL will be offered in two versions - Short and Long. A short UCL (18 kft or less) will be provisioned according to Resistance Design parameters, may have up to 6kft of bridged tap and will have up to 1300 ohms of resistance. The long UCL (beyond 18kft) will be any dry copper pair longer than 18kft and may have up to 12kft of bridged tap and up to 2800 ohms of resistance. Unbundled Loop Modifications (ULM) may be used when a CLEC wants to condition copper loops by removing load coils and other intervening equipment. In almost every case, the UCL long will require ULM to remove load coils. BellSouth will only ensure electrical continuity and balance relative to tip and ring on UCLs.

- 2.1.15 The UCL is a designed circuit, is provisioned with a test point and comes standard with a DLR. OC will be offered as a chargeable option on all UCL loops. OC is required on UCLs where a reuse of existing facilities has been requested by Xspedius. Order Coordination – Time Specific (OC-TS) will not be offered on UCLs.
- 2.1.16 The UCL is a dry copper loop and is not intended to support any particular telecommunications service. Xspedius may use the UCL loop for a variety of services, including xDSL (e.g., ADSL and HDSL) services, by attaching appropriate terminal equipment of Xspedius's choosing. Xspedius will determine the type of service that will be provided over the loop.
- 2.1.17 Because the UCL loop shall be an unbundled loop offering that is separate and distinct from BellSouth's ADSL and HDSL capable loop offerings, Xspedius agrees that BellSouth's UCL loop will not be held to the service level and performance expectations that apply to its ADSL and HDSL unbundled loop offerings. BellSouth shall only be obligated to maintain copper continuity and provide balance relative to tip and ring on UCL loops.
- 2.1.18 The UCL loop shall be provided to Xspedius in accordance with BellSouth's Technical Reference 73600.
- 2.1.19 Xspedius will be responsible for testing and isolating troubles on the loops. Once Xspedius has isolated a trouble to the BellSouth provided loop, Xspedius will issue a trouble to BellSouth on the loop. BellSouth will take the actions necessary to repair the loop if a trouble actually exists. BellSouth will repair these loops in the same time frames that BellSouth repairs similarly situated loops to its customers.
- 2.1.20 If Xspedius reports a trouble on SL1 loops and no trouble actually exists, BellSouth will charge Xspedius for any dispatching and testing (both inside and outside the CO) required by BellSouth in order to confirm the loop's working status.

- 2.1.21 If Xspedius reports a trouble on SL2 loops and no trouble actually exists, BellSouth will charge Xspedius for any dispatching and testing, (outside the CO) required by BellSouth in order to confirm the loop's working status.
- 2.1.22 Technical Requirements
- 2.1.22.1 To the extent available within BellSouth's Network at a particular location, BellSouth will offer loops capable of supporting telecommunications services such as: POTS, Centrex, basic rate ISDN, analog PBX, voice grade private line, ADSL, HDSL, DS1 and digital data (up to 64 kb/s). If a requested loop type is not available, then the CLEC can use the Special Construction process to request that BellSouth place facilities or otherwise modify facilities in order to meet Xspedius's request.
- 2.1.22.2 Xspedius will be responsible for providing BellSouth with a Service Profile Identifier (SPID) associated with a particular ISDN-capable loop and end user. With the SPID, BellSouth will be able to adequately test the circuit and ensure that it properly supports ISDN service.
- 2.1.22.3 The loop will support the transmission, signaling, performance and interface requirements of the services described in 2.1.2 above. It is recognized that the requirements of different services are different, and that a number of types or grades of loops are required to support these services. Services provided over the loop by Xspedius will be consistent with industry standards and BellSouth's TR73600.
- 2.1.22.4 Xspedius may utilize the unbundled loops to provide any telecommunication service it wishes. However, BellSouth will only provision, maintain and repair the loops to the standards that are consistent with the type of loop ordered. For example, if Xspedius orders an ISDN-capable loop but wants to use the loop for a service other than ISDN, BellSouth will only support that the loop is capable of providing ISDN service. For non-service specific loops (e.g. UCL, loops modified by Xspedius using the Special Construction process), BellSouth will only support that the loop has copper continuity and balanced tip-and-ring.
- 2.1.22.5 In some instances, Xspedius will require access to a copper twisted pair loop unfettered by any intervening equipment (e.g., filters, load coils, range extenders, etc.), so that Xspedius can use the loop for a variety of services by attaching appropriate terminal equipment at the ends. Xspedius will determine the type of service that will be provided over the loop. In some cases, Xspedius may be required to pay additional charges for the removal of certain types of equipment. BellSouth's Unbundled Loop Modifications (ULM) process will be used to determine the costs and feasibility of these activities.
- 2.1.22.6 In those cases where Xspedius has requested that BellSouth modify a loop so that it no longer meets the technical parameters of the original loop type (e.g., voice

grade, ISDN, ADSL, etc.) the resulting modified loop will be ordered and maintained as a UCL.

- 2.1.22.7 The loop shall be provided to Xspedius in accordance with BellSouth's TR73600 Unbundled Local Loop Technical Specification and applicable industry standard technical references.

2.2 **Unbundled Loop Modifications (Line Conditioning)**

- 2.2.1 Subject to applicable and effective FCC rules and orders, BellSouth shall condition loops, as requested by Xspedius, whether or not BellSouth offers advanced services to the End User on that loop.

- 2.2.2 Loop conditioning is defined as the removal from the loop of any devices that may diminish the capability of the loop to deliver high-speed switched wireline telecommunications capability, including xDSL service. Such devices include, but are not limited to, load coils, bridge taps, low pass filters, and range extenders.

- 2.2.3 The Unbundled Loop Modifications (ULM) offering provides the following elements: 1) removal of equipment on loops equal to or less than 18kft; 2) removal of equipment of loops longer than 18kft; and 3) removal of bridged-taps on loops of any length.

- 2.2.4 BellSouth shall recover the cost of line conditioning requested by Xspedius through a recurring charge and/or nonrecurring charge(s) in accordance with the FCC's forward-looking pricing principles promulgated pursuant to Section 252 (d) (1) of the Act and in compliance with FCC Rule 52.507 (e).

2.3 **Integrated Digital Loop Carriers**

- 2.3.1 Where BellSouth uses Integrated Digital Loop Carrier (IDLC) systems to provide the local loop and BellSouth has a suitable alternate facility available, BellSouth will make arrangements to permit Xspedius to order a contiguous local loop. To the extent it is technically feasible, these arrangements will provide Xspedius with the capability to serve end users at a level that is at parity with the level of service BellSouth provides its customers. If no alternate facility is available, BellSouth will utilize its Special Construction (SC) process to determine the additional costs required to provision the loop facilities. Xspedius will then have the option of paying the SC rates to place the loop facilities or Xspedius may choose some other method of providing service to the end-user (e.g., Resale, private facilities, etc.).

2.4 **Network Interface Device**

- 2.4.1 Definition

The NID is defined as any means of interconnection of end-user customer inside wire to BellSouth's distribution plant, such as a cross-connect device used for that purpose. The NID is a single-line termination device or that portion of a multiple-line termination device required to terminate a single line or circuit at the premises. The NID features two independent chambers or divisions that separate the service provider's network from the End User's on-premises wiring. Each chamber or division contains the appropriate connection points or posts to which the service provider and the end user each make their connections. The NID provides a protective ground connection and is capable of terminating cables such as twisted pair cable.

2.4.2 BellSouth shall permit Xspedius to connect Xspedius's loop facilities the end-user's inside wire through the BellSouth NID or at any other technically feasible point.

2.4.3 Access to Network Interface Device (NID)

2.4.3.1 Due to the wide variety of NIDs utilized by BellSouth (based on subscriber size and environmental considerations), Xspedius may access the end user's wire by any of the following means: BellSouth shall allow Xspedius to connect its loops directly to BellSouth's multi-line residential NID enclosures that have additional space and are not used by BellSouth or any other telecommunications carriers to provide service to the premise. It is the responsibility of Xspedius to leave undisturbed the existing form of electrical protection and to maintain the physical integrity of the NID.

2.4.3.2 Where an adequate length of the end user's inside wire is present and environmental conditions permit, either Party may remove the inside wire from the other Party's NID and connect that wire to that Party's own NID; or

2.4.3.3 Enter the subscriber access chamber or "side" of "dual chamber" NID enclosures for the purpose of extending a connectorized or spliced jumper wire from the inside wiring through a suitable "punch-out" hole of such NID enclosures; or

2.4.3.4 Request BellSouth to make other rearrangements to the inside wiring terminations or terminal enclosure on a time and materials cost basis to be charged to the requesting Party (i.e., Xspedius, its agent, the building owner or the subscriber). Such charges will be billed to the requesting Party.

2.4.3.5 In no case shall either Party remove or disconnect the other Party's loop facilities from either Party's NIDs, enclosures, or protectors unless the applicable Commission has expressly permitted the same and the disconnecting Party provides prior notice to the other Party. In such cases, it shall be the responsibility of the Party disconnecting loop facilities to leave undisturbed the existing form of electrical protection and to maintain the physical integrity of the NID. It will be the CLEC's responsibility to ensure there is no safety hazard and will hold

BellSouth harmless for any liability associated with the removal of the BellSouth loop from the BellSouth NID. Furthermore, it shall be the responsibility of the disconnecting Party, once the other Party's loop has been disconnected from the NID, to reconnect the disconnected loop to a nationally- recognized-testing-laboratory-listed station protector, which has been grounded as per Article 800 of the National Electrical Code. If no spare station protector exists in the NID, the disconnected loop must be appropriately cleared, capped and stored. If CLEC does not wish to accept these responsibilities, other options exist in which BellSouth installs a NID for the CLEC as a chargeable option.

2.4.3.6 In no case shall either Party remove or disconnect ground wires from BellSouth's NIDs, enclosures, or protectors.

2.4.3.7 In no case shall either Party remove or disconnect NID modules, protectors, or terminals from BellSouth's NID enclosures.

2.4.3.8 Due to the wide variety of NID enclosures and outside plant environments BellSouth will work with Xspedius to develop specific procedures to establish the most effective means of implementing this Section, 2.4.3.

2.4.4 Technical Requirements

2.4.4.1 The NID shall provide an accessible point of interconnection and shall maintain a connection to ground.

2.4.4.2 The NID shall be capable of transferring electrical analog or digital signals between the subscriber's inside wiring and the Distribution Media and/or cross connect to Xspedius's NID, consistent with the NID's function at the Effective Date of this Agreement.

2.4.4.3 Where a BellSouth NID exists, it is provided in its "as is" condition. Xspedius may request BellSouth do additional work to the NID in accordance with Section 2.4.3.8. When Xspedius deploys its own local loops with respect to multiple-line termination devices, Xspedius shall specify the quantity of NIDs connections that it requires within such device.

2.4.5 Interface Requirements

2.4.5.1 The NID shall be equal to or better than all of the requirements for NIDs set forth in the applicable industry standard technical references.

2.5 **Unbundled Loop Concentration (ULC) System**

2.5.1 BellSouth will provide to Xspedius Unbundled Loop Concentration (ULC). Loop concentration systems in the central office concentrate the signals transmitted over local loops onto a digital loop carrier system. The concentration device is placed

inside a BellSouth central office. BellSouth will offer ULC with a TR008 interface or a TR303 interface.

- 2.5.2 ULC will be offered in two sizes. System A will allow up to 96 BellSouth loops to be concentrated onto multiple DS1s. The high-speed connection from the concentrator will be at the electrical DS1 level and may connect to Xspedius at Xspedius's collocation site. System B will allow up to 192 BellSouth loops to be concentrated onto multiple DS1s. System A may be upgraded to a System B. A minimum of two DS1s is required for each system (i.e., System A requires two DS1s and System B would require an additional two DS1s or four in total). All DS1 interfaces will terminate to the CLEC's collocation space. ULC service is offered with or without concentration and with or without protection. A Line Interface element will be required for each loop that is terminated onto the ULC system. Rates for ULC are as set forth in this Attachment.

2.6 **Sub-loop Elements**

- 2.6.1 Where facilities permit and subject to applicable and effective FCC rules and orders, BellSouth shall offer access to its Unbundled Sub Loop (USL) and Unbundled Sub-loop Concentration (USLC) System. BellSouth shall provide non-discriminatory access, in accordance with FCC Rule 51.311 and Section 251(c) (3) of the Act, to the sub-loop on an unbundled basis and pursuant to the following terms and conditions and the rates approved by the Commission and set forth in this Attachment.

- 2.6.2 Sub-loop components include but are not limited to the following:

2.6.2.1 Unbundled Sub-Loop Distribution;

2.6.2.2 Unbundled Sub-Loop Concentration/Multiplexing Functionality; and

2.6.2.3 Unbundled Sub-Loop Feeder.

2.7 **Unbundled Sub-Loop (distribution facilities)**

2.7.1 Definition

- 2.7.1.1 Subject to applicable and effective FCC rules and orders, the unbundled sub-loop distribution facility is dedicated transmission facility that BellSouth provides from a customer's point of demarcation to a BellSouth cross-connect device. The BellSouth cross-connect device may be located within a remote terminal (RT) or a stand-alone cross-box in the field or in the equipment room of a building. The unbundled sub-loop distribution media is a copper twisted pair that can be provisioned as a 2 Wire or 4 Wire facility. Following are the current sub-loop distribution offerings:

- 2.7.1.1.1 Voice grade Unbundled Sub-Loop Distribution (USL-D) is a sub-loop facility from the cross-box in the field up to and including the point of demarcation, at the end user's premises.
- 2.7.1.1.2 Unbundled Sub-Loop distribution facilities were originally built as part of the entire voice grade loop from the BellSouth central office to the customer network interface. Therefore, the voice grade Unbundled Sub-Loop may have load coils, which are necessary for transmission of voice grade services.
- 2.7.1.1.3 Unbundled Copper Sub-Loop (UCSL) is a non-loaded copper facility of any length provided from the cross-box in the field up to and including the end-user's point of demarcation.
 - 2.7.1.1.3.1 If available, this facility will not have any intervening equipment such as load coils between the end-user and the cross-box.
- 2.7.2 If Xspedius requests a UCSL and a non-loaded pair is not available, Xspedius may order Unbundled Sub-Loop Modification to remove load coils and/or bridge tap from an existing sub-loop facility. If load coils are removed from an existing sub-loop, that sub-loop will be classified as a UCSL. Xspedius may order Loop Make-up to determine what loop modifications will be required.
- 2.7.3 Unbundled Sub-Loop distribution facilities shall support functions associated with provisioning, maintenance and testing of the Unbundled Sub-Loop. For access to Voice Grade USL-D and UCSL, Xspedius would be required to deliver a cable to the BellSouth remote terminal or cross-box in the field to provide continuity to Xspedius's feeder facilities. This cable would be connected, by a BellSouth technician, within the BellSouth RT/cross-box during the set-up process. Xspedius's cable pairs can then be connected to BellSouth's USL within the BellSouth cross-box by the BellSouth technician.
- 2.7.4 Unbundled Sub-Loop – Intrabuilding Network Cable (USL-INC) (a.k.a. riser cable) is the distribution facility inside a subscriber's building or between buildings on one customer's same premises (continuous property not separated by a public street or road). USL-INC includes the facility from the cross-connect device in the building equipment room up to and including the point of demarcation, at the end user's premises.
 - 2.7.4.1 In a scenario that requires connection in a building equipment room, BellSouth will install a cross connect panel for the purpose of accessing USL-INC pairs. The cross-connect panel will function as a single point of interconnection (SPOI) for USL-INC and will be accessible by multiple carriers as space permits. BellSouth will place cross-connect blocks in 25-pair increments for Xspedius's use on this cross-connect panel. Xspedius will be responsible for connecting its facilities to the 25-pair cross-connect block(s).

- 2.7.5 BellSouth will provide Unbundled Sub-Loops where possible. Through the firm order Service Inquiry (SI) process, BellSouth will determine if it is feasible to place the required facilities where Xspedius has requested access to Unbundled Sub-Loops. If existing capacity is sufficient to meet the CLEC demand, then BellSouth will perform the set-up work as described in Section 2.7.6. If any work must be done to modify existing BellSouth facilities or add new facilities (other than adding the cross-connect panel in a building equipment room as noted in Section 2.7) to accommodate Xspedius's request for Unbundled Sub-Loops, Xspedius may request BellSouth's Special Construction (SC) process to determine additional costs required to provision the Unbundled Sub-Loops. Xspedius will have the option of paying the SC charges to modify the BellSouth facilities.
- 2.7.6 Set-up work must be completed before Xspedius can order sub-loop pairs. During the set-up in a BellSouth cross-connect box in the field, the BellSouth technician will perform the necessary work to splice the CLEC's cable into the cross-connect box. For the set-up inside a building equipment room, BellSouth will perform the necessary work to install the cross-connect panel and the connecting block(s) that will be used to provide access to the requested USLs.
- 2.7.6.1 Once the set-up is complete, the CLEC will request sub-loop pairs through submission of a Local Service Request (LSR) form to the Local Carrier Service Center (LCSC). Order Coordination is required with USL pair provisioning when Xspedius requests reuse of an existing facility and is in addition to the USL pair rate. For expedite requests by Xspedius for sub-loop pairs, expedite charges will apply for intervals less than 5 days.
- 2.7.6.2 Unbundled Sub-Loop shall be equal to or better than each of the applicable requirements set forth in the applicable industry standard technical references.
- 2.7.6.3 Unbundled Sub-Loops will be provided in accordance with technical reference TR73600.
- 2.8 **Unbundled Network Terminating Wire (UNTW)**
- 2.8.1 BellSouth agrees to offer its Unbundled Network Terminating Wire (UNTW) to Xspedius pursuant to the following terms and conditions at rates as set forth in this Attachment.
- 2.8.2 Definition
- 2.8.2.1 Subject to applicable and effective FCC rules and orders, UNTW is a dedicated transmission facility that BellSouth provides from the Wiring Closet /Garden Terminal (or other type of cross-connect point) at the point of termination of BellSouth's loop distribution facilities to the end user's point of demarcation. UNTW is the final portion of the loop owned by BellSouth.
- 2.8.3 Requirements

- 2.8.3.1 On a multi-unit premises where Provisioning Party owns the network terminating wire, and by request of Requesting Party, Provisioning Party will provide access to UNTW pairs on an Access Terminal that is suitable for use by multiple carriers at each Garden Terminal or Wiring Closet.
- 2.8.3.2 In new construction where possible, both Parties may at their option and with the property owner's agreement install their own Network Terminating Wire (NTW). In existing construction, the Provisioning Party shall not be required to install new or additional NTW beyond existing NTW to provision the services of the Requesting Party.
- 2.8.3.3 Upon notice from the Requesting Party to the Provisioning Party that the Requesting Party desires access to the Provisioning Party's UNTW pairs in a multi-unit premises, representatives of both Parties will participate in a meeting at the site of the requested access. The purpose of the site visit will include discussion of the procedures for Access Terminal installation, location and addresses of the Access Terminals and to discuss an estimated completion date. Upon completion of site visit, the Requesting Party will submit a Service Inquiry (SI) to the person or organization designated by the Provisioning Party to receive the SI. The SI will initiate the work for the Provisioning Party to begin the Access Terminal installation. In multi-tenant unit (MTU) scenarios, Provisioning Party will provide access to UNTW pairs on an Access Terminal(s). By request of the Requesting Party, an Access Terminal will be installed either adjacent to each Provisioning Party's Garden Terminal or inside each Wiring Closet on the requested MTU. All the UNTW pairs served by a Garden Terminal/Wiring Closet will be made available on the Access Terminals. Requesting Party will deliver and connect its central office facilities to the UNTW pairs within the Access Terminal. Requesting Party may access any available pair on an Access Terminal unless the Provisioning Party or another service provider is using the pair to concurrently provide service. Prior to connecting Requesting Party's service on a pair previously used by Provisioning Party, Requesting Party is responsible for ensuring the end-user is no longer using Provisioning Party's service or another CLEC's service before accessing UNTW pairs.
- 2.8.3.4 Provisioning Party will use best efforts to complete installation of the Access Terminals within 30 business days of the receipt by the Provisioning Party of the Service Inquiry from the Requesting Party.
- 2.8.3.5 Requesting Party is responsible for obtaining the property owner's permission for Provisioning Party to install an Access Terminal(s) on behalf of the Requesting Party. The submission of the SI by the Requesting Party will serve as certification by the Requesting Party that such permission has been obtained.
- 2.8.3.6 Requesting Party will be billed for non-recurring and recurring charges for accessing UNTW pairs at the time the Requesting Party activates the pair(s).

Xspedius will report use of the UNTW pairs on a Local Service Request (LSR) form submitted to BellSouth's Local Carrier Service Center (LCSC).

- 2.8.3.7 Requesting Party will isolate and report repair problems to the UNE center. Requesting Party must tag the UNTW pair that requires repair. If Provisioning Party dispatches a technician on a reported trouble call and no UNTW trouble is found, Provisioning Party will charge Requesting Party for time spent on the dispatch and testing the UNTW pair(s).
- 2.8.3.8 If Requesting Party initiates the Access Terminal installation and the Requesting Party has not activated at least one pair on the Access Terminal installed pursuant to Requesting Party's request for an Access Terminal within 6 months of installation of the Access Terminal, Provisioning Party will bill Requesting Party a non-recurring charge equal to the actual cost of provisioning the Access Terminal.
- 2.8.3.9 If Provisioning Party determines that Requesting Party is using the UNTW pairs without reporting such usage to BellSouth, the following charges shall apply in addition to any fines which may be established by state commissions and any other remedies at law or in equity available to the Provisioning Party:
- 2.8.3.10 If Requesting Party issued a LSR to disconnect an end-user from BellSouth in order to use a UNTW pair, Requesting Party will be billed for the use of the pair back to the disconnect order date.
- 2.8.3.11 If Requesting Party activated a UNTW pair on which Provisioning Party was not previously providing service, Requesting Party will be billed for the use of that pair back to the date the end-user began receiving service using that pair. Upon request, Requesting Party will provide copies of its billing record to substantiate such date. If Requesting Party fails to provide such records, then Provisioning Party will bill the Requesting Party back to the date of the Access Terminal installation.

2.9 **Unbundled Sub-Loop Concentration System (USLC)**

- 2.9.1 Where facilities permit and where necessary to comply with an effective Commission order, BellSouth will provide Xspedius with the ability to concentrate its sub-loops onto multiple DS1s back to the BellSouth Central Office. The DS1s will then be terminated into Xspedius's collocation space. TR-008 and TR303 interface standards are available.
- 2.9.2 USLC, using the Lucent Series 5 equipment, will be offered in two different systems. System A will allow up to 96 of Xspedius's sub-loops to be concentrated onto multiple DS1s. System B will allow an additional 96 of Xspedius's sub-loops to be concentrated onto multiple DS1s. One System A may be supplemented with one System B and they both must be physically located in a single Series 5 dual channel bank. A minimum of two DS1s is required for each system (i.e., System A

requires two DS1s and System B would require an additional two DS1s or four in total). The DS1 level facility that connects the RT site with the serving wire center is known as a Feeder Interface. All DS1 Feeder Interfaces will terminate to the CLEC's collocation space within the SWC that serves the RT where the CLEC's sub-loops are connected. USLC service is offered with or without concentration and with or without a protection DS1.

2.9.3 In these scenarios Xspedius would be required to place a cross-box, remote terminal (RT), or other similar device and deliver a cable to the BellSouth RT. This cable would be connected, by a BellSouth technician, to a cross-connect panel within the BellSouth RT/cross-box and would allow Xspedius's sub-loops to then be placed on the ULSC and transported to their collocation space at a DS1 level.

2.10 **Unbundled Sub-Loop Feeder**

2.10.1 Definition

2.10.1.1 Unbundled Sub-Loop Feeder (USLF) provides connectivity between BellSouth's central office and its cross-box (or other access point) that serves an end user location.

2.10.2 USLF is intended to be utilized for voice traffic and can be configured as 2-wire voice (USLF-2W/V) or 4-wire voice (USLF-4W/V).

2.10.3 USLF can also be utilized for digital traffic and can be configured as 2-wire ISDN (USLF-2W/I); 2-wire Copper (USLF-2W/C); 4-wire Copper (USLF-4W/C) facilities: 4-wire DS0 level loop (USLF-4W/D0); or 4-wire DS1 and ISDN (USLF-4W/DI).

2.10.4 USLF will provide the facilities needed to provision a 2W or 4W communications pathway from the BellSouth central office to the BellSouth cross-box. This element will allow for the connection of Xspedius's loop distribution elements onto BellSouth's feeder system.

2.10.5 Requirements

2.10.5.1 Xspedius will extend its compatible cable to BellSouth's cross-box. The cable will then be connected to a panel inside the BellSouth cross-box to the requested level of feeder element. In those cases when there is no room in the BellSouth cross-box to accommodate the additional cross-connect panels mentioned above, BellSouth will utilize its Special Construction process to determine the costs to provide the sub-loop feeder element to Xspedius. Xspedius will then have the option of paying the special construction charges or canceling the order.

2.10.5.2 USLF will be a designed circuit and BellSouth will provide a Design Layout Record (DLR) for this element.

2.10.5.3 BellSouth will provide USLF elements in accordance with applicable industry standards for these types of facilities. Where industry standards do not exist, BellSouth's TR73600 will be used to determine performance parameters.

2.11 **Dark Fiber**

2.11.1 Definition

2.11.1.1 Dark Fiber is optical transmission facilities without attached signal regeneration, multiplexing, aggregation or other electronics that connects two points within BellSouth's network. Dark Fiber is unused strands of optical fiber. It may be strands of optical fiber existing in aerial or underground structure. No line terminating elements terminated to such strands to operationalize its transmission capabilities will be available.

2.11.2 Requirements

2.11.2.1 BellSouth shall make available Dark Fiber where it exists in BellSouth's network and where, as a result of future building or deployment, it becomes available. If BellSouth has plans to use the fiber within a two –year planning period, there is no requirement to provide said fiber to Xspedius.

2.11.2.2 If the requested dark fiber has any lightwave repeater equipment interspliced to it, BellSouth will remove such equipment at Xspedius's request subject to time and materials charges.

2.11.2.3 Xspedius may test the quality of the Dark Fiber to confirm its usability and performance specifications.

2.11.2.4 BellSouth shall use its best efforts to provide to Xspedius information regarding the location, availability and performance of Dark Fiber within ten (10) business days for a records-based answer and twenty (20) business days for a field-based answer, after receiving a request from Xspedius ("Request"). Within such time period, BellSouth shall send written confirmation of availability of the Dark Fiber ("Confirmation"). From the time of the Request to one hundred and twenty (120) days after Confirmation, BellSouth shall hold such requested Dark Fiber for Xspedius's use and may not allow any other Party to use such media, including BellSouth. If a Dark Fiber firm order is not received within the one hundred and twenty day period, the fiber will revert to BellSouth's Dark Fiber inventory.

2.11.2.5 BellSouth shall use its best efforts to make Dark Fiber available to Xspedius within thirty (30) business days after it receives written confirmation from Xspedius that the Dark Fiber previously deemed available by BellSouth is wanted for use by Xspedius. This includes identification of appropriate connection points (e.g., Light Guide Interconnection (LGX) or splice points) to enable Xspedius to connect or splice Xspedius provided transmission media (e.g., optical fiber) or equipment to the Dark Fiber.

2.11.2.6 Dark Fiber shall meet the manufacturer's design specifications.

2.11.2.7 Xspedius may splice and test Dark Fiber obtained from BellSouth using Xspedius or Xspedius designated personnel. BellSouth shall provide appropriate interfaces to allow splicing and testing of Dark Fiber. BellSouth shall provide an excess cable length of 25 feet minimum (for fiber in underground conduit) to allow the uncoiled fiber to reach from the manhole to a splicing van.

2.12 Rates

The prices that Xspedius shall pay to BellSouth for Network Elements and Other Services are set forth in Exhibit C to this Attachment.

2.13 Operational Support Systems (OSS)

2.13.1 BellSouth has developed and made available the following electronic interfaces by which Xspedius may submit LSRs electronically.

LENS	Local Exchange Navigation System
EDI	Electronic Data Interchange
TAG	Telecommunications Access Gateway

2.13.2 LSRs submitted by means of one of these electronic interfaces will incur an OSS electronic ordering charge as specified in the table below. An individual LSR will be identified for billing purposes by its Purchase Order Number (PON). LSRs submitted by means other than one of these interactive interfaces (mail, fax, courier, etc.) will incur a manual order charge as specified in the table below:

OPERATIONAL SUPPORT SYSTEMS	AL, GA, LA, MS, NC, SC	FL, KY, TN
OSS LSR charge, per LSR received from the CLEC by one of the OSS interactive interfaces	\$3.50 SOMECH	\$3.50 SOMECH
Incremental charge per LSR received from the CLEC by means other than one of the OSS interactive interfaces	See applicable rate element	\$19.99 SOMAN

2.13.3 Denial/Restoral OSS Charge

2.13.3.1 In the event Xspedius provides a list of customers to be denied and restored, rather than an LSR, each location on the list will require a separate PON and, therefore will be billed as one LSR per location.

2.13.4 Cancellation OSS Charge

- 2.13.4.1 Xspedius will incur an OSS charge for an accepted LSR that is later canceled by Xspedius.

Note: Supplements or clarifications to a previously billed LSR will not incur another OSS charge.

2.13.5 Network Elements and Other Services Manual Additive

- 2.13.5.1 The Commissions in some states have ordered per-element manual additive non-recurring charges (NRC) for Network Elements and Other Services ordered by means other than one of the interactive interfaces. These ordered Network Elements and Other Services manual additive NRCs will apply in these states, rather than the charge per LSR. The per-element charges are listed on the Rate Tables in Exhibit C.

2.14 **Preordering Loop Makeup (LMU)**

2.14.1 Description of Service

- 2.14.1.1 BellSouth shall make available to Xspedius loop makeup (LMU) data for BellSouth's network facilities. This section addresses LMU as *preordering* transaction, distinct from Xspedius ordering any other service(s). Loop Makeup *Service Inquiries (LMUSI) for preordering loop makeup* are likewise unique from other preordering functions with associated service inquiries (SI) as described in this Agreement.
- 2.14.1.2 BellSouth will provide Xspedius with loop makeup information consisting of the composition of the loop material (copper/fiber); the existence, location and type of equipment on the loop, including but not limited to digital loop carrier or other remote concentration devices, feeder/distribution interfaces, bridge taps, load coils, pair-gain devices; the loop length; and the wire gauge. The LMUSI may be utilized by Xspedius for the purpose of determining whether the loop requested is capable of supporting DSL service or other advanced data services. The determination shall be made solely by Xspedius and BellSouth shall not be liable in any way for the performance of the advanced data services provisioned over said loop.
- 2.14.1.3 BellSouth's LMU information is provided to Xspedius as it exists either in BellSouth's databases or in its hard copy facility records. BellSouth does not guarantee accuracy or reliability of the LMU information provided.
- 2.14.1.4 BellSouth offers LMU information for the sole purpose of allowing Xspedius to determine whether, in Xspedius's judgment, BellSouth's loops will support the specific services that Xspedius wishes to provide over those loops. Xspedius may choose to use equipment that it deems will enable it to provide a certain type and

level of service over a particular BellSouth loop; however, such configurations may not match BellSouth's or the industry's standards and specifications for the intended type and level of service. Accordingly, Xspedius shall be responsible for insuring that the specific loop type (ADSL, HDSL, or otherwise) ordered on the LSR matches the LMU of the facility requested. Xspedius bears full responsibility for being knowledgeable of BellSouth's technical standards and the specifications of BellSouth's loops. Xspedius bears full responsibility for making the appropriate ordering decisions of matching BellSouth loops with Xspedius's equipment for accomplishing Xspedius's end goal for the intended service it wishes to provide its end-user(s). Xspedius is fully responsible for any of its service configurations that may differ from BellSouth's technical standard for the loop type ordered.

2.14.2 Submitting Loop Makeup Service Inquiries

2.14.2.1 Xspedius will be able to obtain LMU information by submitting a LMUSI mechanically or manually. **Mechanized** LMUSIs should be submitted through BellSouth's Operational Support Systems interfaces. After obtaining the resulting loop data from the mechanized LMUSI process, if Xspedius determines that it needs further loop data information in order to make a determination of loop service capability, Xspedius may initiate a separate manual SI for a separate nonrecurring charge as set forth in Section 2.14.3. Mechanized LMU has been made available for limited deployment to those CLECs that have effective X-Digital Subscriber Line (xDSL) Beta Test Agreements in place with BellSouth. CLECs will be notified once a successful Beta Test has been completed, and mechanized LMU shall then be available to Xspedius.

2.14.2.2 **Manual** LMUSIs shall be submitted on the preordering manual LMUSI form by means of fax or electronic-mail to BellSouth's Complex Resale Support Group (CRSG)/Account Team utilizing the Preordering Loop Makeup Service Inquiry form. The standard service interval for the return of a Loop Makeup Manual Service Inquiry is seven business days. This service interval is distinct from the interval applied to the subsequent service order. Manual LMUSIs are not subject to expedite requests.

2.14.3 LMUSI Types and Associated Charges

Xspedius may request LMU information by submitting LMUSIs in accordance with the rate elements in Exhibit C.

2.14.3.1 Xspedius will be assessed a nonrecurring charge for each facility queried as specified in Exhibit C. Rates for all states are interim and subject to true-up pending approval of final rates by the respective State Commissions. True-ups will be retroactive to the effective date of this Agreement.

2.14.3.2 Xspedius may reserve facilities for up to four (4) days in connection with a LMUSI. Reserved facilities for which Xspedius does not plan to place a UNE

local service request (LSR) should be cancelled by Xspedius. Should Xspedius wish to cancel a reservation on a spare facility, the cancellation will require a facility reservation number (RESID/FRN).

- 2.14.3.3 The reservation holding timeframe is a maximum of four days from the time that BellSouth's LMU data is returned to Xspedius for the facility queried. During this holding time and prior to Xspedius's placing an LSR, the reserved facilities are rendered unavailable to other customers, whether for CLEC(s) or for BellSouth. Notwithstanding the foregoing, BellSouth does not guarantee that a reservation will assure Xspedius's ability to order the exact facility reserved.
- 2.14.3.4 If Xspedius does not submit an LSR for a UNE service on a reserved facility within the four-day reservation timeframe, the reservation of that spare facility will become invalid and the facility will be released.
- 2.14.3.5 Charges for preordering LMUSI are separate from any charges associated with ordering other services from BellSouth.

2.14.4 Ordering of Other UNE Services

- 2.14.4.1 Whenever Xspedius has reserved a facility through BellSouth's preordering LMU service, should Xspedius seek to place a subsequent UNE LSR on a reserved facility, Xspedius shall provide BellSouth the RESID/FRN of the single spare facility on the appropriate UNE LSR, Xspedius will be billed the appropriate rate element for the specific type UNE loop ordered by Xspedius as set forth in this Attachment. Xspedius will not be billed any additional Loop Makeup charges for the loop so ordered. Should Xspedius choose to place a UNE LSR having previously submitted a request for *preordering LMU without a reservation*, Xspedius will be billed the appropriate rate element for the specific UNE loop ordered as well as additional Loop Makeup charges as set forth in this Attachment. Rates are provided in Exhibit C in this Attachment.
- 2.14.4.2 Where Xspedius submits an LSR to order facilities reserved during the LMUSI process, BellSouth will use its best efforts to assign to Xspedius the facility reserved as indicated on the return of the LMU. Multi-facility reservations per single RESID/FRN as provided with the mechanized LMUSI process are less likely to result in the specific assignment requested by Xspedius. For those occasions when BellSouth cannot assign the specific facility reserved by Xspedius during the LMU pre-ordering transaction, due to incomplete or incorrect information provided by Xspedius during the ordering process, BellSouth will assign to Xspedius, subject to availability, a facility that meets the BellSouth technical standards of the BellSouth type loop as ordered by Xspedius. If the ordered loop type is not available, Xspedius may utilize the Unbundled Loop Modification process or the Special Construction process, as applicable, to obtain the loop type ordered.

2.15 **Rates**

The prices that Xspedius shall pay to BellSouth for Network Elements and Other Services are set forth in Exhibit C to this Attachment. If Xspedius purchases a service(s) from a tariff, all terms and conditions and rates as set forth in such tariff shall apply.

2.16 **Operational Support Systems (OSS)**

The terms, conditions and rates for OSS are as set forth in Section 2.13 of this Attachment.

3. High Frequency Spectrum Network Element

3.1 General

3.1.1 BellSouth shall provide Xspedius access to the high frequency portion of the local loop as an unbundled network element only where BellSouth is the voice service provider to the end user (“High Frequency Spectrum”) at the rates set forth in Exhibit C. BellSouth shall provide Xspedius with the High Frequency Spectrum irrespective of whether BellSouth chooses to offer xDSL services on the loop.

3.1.2 The High Frequency Spectrum is defined as the frequency range above the voiceband on a copper loop facility carrying analog circuit-switched voiceband transmissions. Access to the High Frequency Spectrum is intended to allow Xspedius the ability to provide Digital Subscriber Line (“xDSL”) data services to the end user for which BellSouth provides voice services. The High Frequency Spectrum shall be available for any version of xDSL presumed acceptable for deployment pursuant to 47 CFR Section 51.230, including, but not limited to, ADSL, HDSL, and any other xDSL technology that is presumed to be acceptable for deployment pursuant to FCC rules. BellSouth will continue to have access to the low frequency portion of the loop spectrum (from 300 Hertz to at least 3000 Hertz, and potentially up to 3400 Hertz, depending on equipment and facilities) for the purposes of providing voice service. Xspedius shall only use xDSL technology that is within the PSD mask parameters set forth in T1.413 or other applicable industry standards. Xspedius shall provision xDSL service on the High Frequency Spectrum in accordance with the applicable Technical Specifications and Standards.

3.1.3 The following loop requirements are necessary for Xspedius to be able to access the High Frequency Spectrum: an unconditioned, 2-wire copper loop. An unconditioned loop is a copper loop with no load coils, low-pass filters, range extenders, DAMLs, or similar devices and minimal bridged taps consistent with

ANSI T1.413 and T1.601. BellSouth will provide Xspedius access to the Unbundled Loop Modification (Line Conditioning), in accordance with Section 2.2 of this Agreement. BellSouth is not required to condition a loop for access to the high frequency spectrum if conditioning of that loop significantly degrades BellSouth's voice service. If Xspedius requests that BellSouth condition a loop longer than 18,000 ft. and such conditioning significantly degrades the voice services on the loop, Xspedius shall pay for the loop to be restored to its original state.

- 3.1.4 Xspedius's termination point is the point of termination for Xspedius on the toll main distributing frame in the central office ("Termination Point"). BellSouth will use jumpers to connect Xspedius's connecting block to the splitter. The splitter will route the High Frequency Spectrum on the circuit to Xspedius's xDSL equipment in Xspedius's collocation space.
- 3.1.5 Xspedius shall have access to the splitter for test purposes, irrespective of where the splitter is placed in the BellSouth premises.
- 3.2 Provisioning of High Frequency Spectrum and Splitter Space
 - 3.2.1 BellSouth will provide Xspedius with access to the High Frequency Spectrum as follows:
 - 3.2.1.1 BellSouth will install splitters within forty-two (42) calendar days of Xspedius's submission of such order to the BellSouth Complex Resale Support Group; provided, however, that in the event BellSouth did not have reasonable notice that a particular central office was to have a splitter installed therein, the forty-two (42) day interval shall not apply. Collocation itself or an application for collocation will serve as reasonable notice.
 - 3.2.1.2 Once a splitter is installed on behalf of Xspedius in a central office, Xspedius shall be entitled to order the High Frequency Spectrum on lines served out of that central office.
 - 3.2.1.2.1 BellSouth will bill and Xspedius shall pay the SOMAN and SOMEK charges as described in Section 2.13 of this Agreement when Xspedius orders High Frequency Spectrum for end-user service.
 - 3.2.1.3 BellSouth will select, purchase, install, and maintain a central office POTS splitter and provide Xspedius access to data ports on the splitter. At least 30 days before making a change in splitter suppliers, BellSouth will provide Xspedius with a carrier notification letter, informing Xspedius of change. Xspedius shall purchase ports on the splitter as set forth more fully below.
 - 3.2.1.4 BellSouth will install the splitter in (i) a common area close to the Xspedius collocation area, if possible; or (ii) in a BellSouth relay rack as close to the Xspedius DS0 termination point as possible. For purposes of this section, a

common area is defined as an area in the central office in which both Parties have access to a common test access point. BellSouth will cross-connect the splitter data ports to a specified Xspedius DS0 at such time that a Xspedius end user's service is established.

- 3.2.1.5 The High Frequency Spectrum shall only be available on loops on which BellSouth is also providing, and continues to provide, analog voice service directly to the end user. In the event the end-user terminates its BellSouth provided voice service for any reason, and Xspedius desires to continue providing xDSL service on such loop, Xspedius shall be required to purchase a full stand-alone loop unbundled network element. In the event BellSouth disconnects the end-user's voice service pursuant to its tariffs or applicable law, and Xspedius desires to continue providing xDSL service on such loop, Xspedius shall be permitted to continue using the line by purchasing the full stand-alone loop unbundled network element. To the extent commercially practicable, BellSouth shall give Xspedius notice in a reasonable time prior to disconnect, which notice shall give Xspedius an adequate opportunity to notify BellSouth of its intent to purchase such loop. In those cases in which BellSouth no longer provides voice service to the end user and Xspedius purchases the full stand-alone loop, Xspedius may elect the type of loop it will purchase. Xspedius will pay the appropriate recurring and non-recurring rates for such loop as set forth in Exhibit C to this Attachment. In the event Xspedius purchases a voice grade loop, Xspedius acknowledges that such loop may not remain xDSL compatible.
- 3.2.1.6 Only one competitive local exchange carrier shall be permitted access to the High Frequency Spectrum of any particular loop.
- 3.3 Ordering
- 3.3.1 To order High Frequency Spectrum on a particular loop, Xspedius must have a DSLAM collocated in the central office that serves the end-user of such loop. Xspedius may order splitters in a central office once it has installed its Digital Subscriber Line Access Multiplexer ("DSLAM") in that central office. BellSouth will install these splitters within the interval provided in paragraph 3.2.1.1.
- 3.3.2 BellSouth will devise a splitter order form that allows Xspedius to order splitter ports in increments of 24 ports.
- 3.3.2.1 BellSouth will provide Xspedius the Local Service Request ("LSR") format to be used when ordering the High Frequency Spectrum.
- 3.3.3 BellSouth will provide access to the High Frequency Spectrum within the following target intervals: BellSouth will return a manual Firm Order Confirmation ("FOC") in no more than two (2) business days after receipt of a valid, error free manual LSR. When Xspedius submits an electronic LSR for High Frequency Spectrum, BellSouth will return a FOC in four (4) hours ninety-five

percent (95%) of the time, or, for orders that do not flow-through, in two (2) business days. BellSouth will provide Xspedius with access to the High Frequency Spectrum at the following target intervals:

- 3.3.3.1 For 1-5 lines at the same address within three (3) business days from BellSouth's issuance of a FOC; 6-10 lines at same address within 5 business days from BellSouth's issuance of a FOC; and more than 10 lines at the same address is to be negotiated.
- 3.3.4 BellSouth will provide to Xspedius BellSouth's Loop Qualification System that BellSouth uses to qualify loops for its own ADSL offering as described below.
- 3.3.5 BellSouth will provide Xspedius access to the Preordering Loop Makeup (LMU), in accordance with Section 2.14 of this Agreement. BellSouth shall bill and Xspedius shall pay the rates for such services, as described in Exhibit C.
- 3.4 Maintenance and Repair
 - 3.4.1 Xspedius shall have access, for test, repair, and maintenance purposes, to any loop as to which it has access to the High Frequency Spectrum. Xspedius may access the loop at the point where the combined voice and data signal exits the central office splitter.
 - 3.4.2 BellSouth will be responsible for repairing voice services and the physical line between the network interface device at the customer's premises and the Termination Point of demarcation in the central office. Xspedius will be responsible for repairing data services. Each Party will be responsible for maintaining its own equipment.
 - 3.4.3 Xspedius shall inform its end users to direct data problems to Xspedius, unless both voice and data services are impaired, in which event the end users should call BellSouth.
 - 3.4.4 Once a Party has isolated a trouble to the other Party's portion of the loop, the Party isolating the trouble shall notify the end user that the trouble is on the other Party's portion of the loop.
 - 3.4.5 In the event Xspedius's deployment of xDSL on the High Frequency Spectrum significantly degrades the performance of other advanced services or of BellSouth's voice service on the same loop, BellSouth shall notify Xspedius and allow twenty-four (24) hours to cure the trouble. If Xspedius fails to resolve the trouble, BellSouth may discontinue Xspedius's access to the High Frequency Spectrum on such loop.

3.5 Rates

The prices that Xspedius shall pay to BellSouth for Network Elements and Other Services are set forth in Exhibit C to this Attachment. If Xspedius purchases a service(s) from a tariff, all terms and conditions and rates as set forth in such tariff shall apply.

3.6 **Operational Support Systems (OSS)**

The terms, conditions and rates for OSS are as set forth in Section 2.13 of this Attachment.

4. **Switching**

All of the negotiated rates, terms and conditions set forth in this Section pertain to the provision of local and tandem switching.

4.1 **Local Switching**

4.1.1 BellSouth shall provide non-discriminatory access to local circuit switching capability, and local tandem switching capability, on an unbundled basis, except as set forth below in Section 4.1.3.3 to Xspedius for the provision of a telecommunications service. BellSouth shall provide non-discriminatory access to packet switching capability on an unbundled basis to Xspedius for the provision of a telecommunications service only in the limited circumstance described below in Section 4.4.

4.1.2 Except as otherwise provided herein, BellSouth shall not impose any restrictions on Xspedius regarding the use of Switching Capabilities purchased from BellSouth provided such use does not result in demonstrable harm to either the BellSouth network or personnel or the use of the BellSouth network by BellSouth or any other telecommunication carrier.

4.1.3 **Local Circuit Switching Capability, including Tandem Switching Capability**

4.1.3.1 Definition

Local Circuit Switching Capability is defined as: (A) line-side facilities, which include, but are not limited to, the connection between a loop termination at a main distribution frame and a switch line card; (B) trunk-side facilities, which include, but are not limited to, the connection between trunk termination at a trunk-side cross-connect panel and a switch trunk card; and (C) all features, functions, and capabilities of the switch, which include, but are not limited to: (1) the basic switching function of connecting lines to lines, line to trunks, trunks to lines, and trunks to trunks, as well as the same basic capabilities made available to BellSouth's customers, such as a telephone number, white page listing, and dial tone; and (2) all other features that the switch is capable of providing, including but not limited to customer calling, customer local area signaling service features,

and Centrex, as well as any technically feasible customized routing functions provided by the switch; (D) switching provided by remote switching modules.

- 4.1.3.2 Notwithstanding BellSouth's general duty to unbundle local circuit switching, BellSouth shall not be required to unbundle local circuit switching for Xspedius when Xspedius serves end-users with four (4) or more voice-grade (DS-0) equivalents or lines in locations served by BellSouth's local circuit switches, which are in the following MSAs: Atlanta, GA; Miami, FL; Orlando, FL; Ft. Lauderdale, FL; Charlotte-Gastonia-Rock Hill, NC; Greensboro-Winston Salem-High Point, NC; Nashville, TN; and New Orleans, LA, and BellSouth has provided non-discriminatory cost based access to the Enhanced ExtendedLink (EEL) throughout Density Zone 1 as determined by NECA Tariff No. 4 as in effect on January 1, 1999.
- 4.1.3.3 In the event that Xspedius orders local circuit switching for a single end user account name at a single physical end user location with four (4) or more 2-wire voice-grade loops from a BellSouth central office in an MSA listed above, BellSouth shall charge Xspedius the market based rate in Exhibit C for use of the local circuit switching functionality for the affected facilities.
- 4.1.3.4 A featureless port is one that has a line port, switching facilities, and an interoffice port. A featured port is a port that includes all features then capable or a number of then capable features specifically requested by Xspedius. Any features that are not currently then capable but are technically feasible through the switch can be requested through the NBR/BFR process.
- 4.1.3.5 BellSouth will provide to Xspedius customized routing of calls: (i) to a requested directory assistance services platform; (ii) to an operator services platform pursuant to Section 10 of Attachment 2; (iii) for Xspedius's PIC'ed toll traffic in a two (2) PIC environment to an alternative OS/DA platform designated by Xspedius. Xspedius customers may use the same dialing arrangements as BellSouth customers.
- 4.1.3.6 Remote Switching Module functionality is included in Switching Capability. The switching capabilities used will be based on the line side features they support.
- 4.1.3.7 Switching Capability will also be capable of routing local, intraLATA, interLATA, and calls to international customer's preferred carrier; call features (e.g. call forwarding) and Centrex capabilities.
- 4.1.3.8 Where required to do so in order to comply with an effective Commission order, BellSouth will provide to Xspedius purchasing local BellSouth switching and reselling BellSouth local exchange service under Attachment 1, selective routing of calls to a requested directory assistance services platform or operator services platform. Xspedius customers may use the same dialing arrangements as BellSouth customers, but obtain a Xspedius branded service.

- 4.1.4 Technical Requirements
- 4.1.4.1 The requirements set forth in this Section apply to Local Switching, but not to the Data Switching function of Local Switching.
- 4.1.4.2 Local Switching shall be equal to or better than the requirements for Local Switching set forth in the applicable industry standard technical references.
- 4.1.4.3 When applicable, BellSouth shall route calls to the appropriate trunk or lines for call origination or termination.
- 4.1.4.4 Subject to this section, BellSouth shall route calls on a per line ~~oper~~ screening class basis to (1) BellSouth platforms providing Network Elements or additional requirements (2) Operator Services platforms, (3) Directory Assistance platforms, and (4) Repair Centers. Any other routing requests by Xspedius will be made pursuant to the BFR/NBR Process as set forth in General Terms and Conditions.
- 4.1.4.5 BellSouth shall provide unbranded recorded announcements and call progress tones to alert callers of call progress and disposition.
- 4.1.4.6 BellSouth shall activate service for Xspedius customer or network interconnection on any of the Local Switching interfaces. This includes provisioning changes to change a customer from BellSouth's services to Xspedius's services without loss of switch feature functionality as defined in this Agreement.
- 4.1.4.7 BellSouth shall perform routine testing (e.g., Mechanized Loop Tests (MLT) and test calls such as 105, 107 and 108 type calls) and fault isolation on a mutually agreed upon schedule.
- 4.1.4.8 BellSouth shall repair and restore any equipment or any other maintainable component that may adversely impact Local Switching.
- 4.1.4.9 BellSouth shall control congestion points such as those caused by radio station call-ins, and network routing abnormalities. All traffic shall be restricted in a non-discriminatory manner.
- 4.1.4.10 BellSouth shall perform manual call trace and permit customer originated call trace.
- 4.1.4.11 Special Services provided by BellSouth will include the following:
- 4.1.4.11.1 Telephone Service Prioritization;
- 4.1.4.11.2 Related services for handicapped;
- 4.1.4.11.3 Soft dial tone where required by law; and
- 4.1.4.11.4 Any other service required by law.

- 4.1.4.12 BellSouth shall provide Switching Service Point (SSP) capabilities and signaling software to interconnect the signaling links destined to the Signaling Transfer Point Switch (STPS). These capabilities shall adhere to the technical specifications set forth in the applicable industry standard technical references.
- 4.1.4.13 BellSouth shall provide interfaces to adjuncts through Telcordia (formerly BellCore) standard interfaces. These adjuncts can include, but are not limited to, the Service Circuit Node and Automatic Call Distributors.
- 4.1.4.14 BellSouth shall provide performance data regarding a customer line, traffic characteristics or other measurable elements to Xspedius, upon a reasonable request from Xspedius. Xspedius will pay BellSouth for all costs incurred to provide such performance data through the Business Opportunity Request process.
- 4.1.4.15 BellSouth shall offer Local Switching that provides feature offerings at parity to those provided by BellSouth to itself or any other Party.
- 4.1.4.16 BellSouth shall offer to Xspedius all AIN triggers in connection with its SMS/SCE offering which are supported by BellSouth for offering AIN-based services
- 4.1.4.17 Where capacity exists, BellSouth shall assign each Xspedius customer line the class of service designated by Xspedius (e.g., using line class codes or other switch specific provisioning methods), and shall route directory assistance calls from Xspedius customers to Xspedius directory assistance operators at Xspedius's option.
- 4.1.4.18 Where capacity exists, BellSouth shall assign each Xspedius customer line the class of services designated by Xspedius (e.g., using line class codes or other switch specific provisioning methods) and shall route operator calls from Xspedius customers to Xspedius operators at Xspedius's option. For example, BellSouth may translate 0- and 0+ intraLATA traffic, and route the call through appropriate trunks to Xspedius Operator Services Position System (OSPS). Calls from Local Switching must pass the ANI-II digits unchanged.
- 4.1.4.19 Local Switching shall be offered in accordance with the technical specifications set forth in the applicable industry standard references.
- 4.1.5 Interface Requirements. BellSouth shall provide the following interfaces to loops:
- 4.1.5.1 Standard Tip/Ring interface including loopstart or groundstart, on-hook signaling (e.g., for calling number, calling name and message waiting lamp);
- 4.1.5.2 Coin phone signaling;
- 4.1.5.3 Basic Rate Interface ISDN adhering to appropriate Telcordia (formerly BellCore) Technical Requirements;

- 4.1.5.4 Two-wire analog interface to PBX;
- 4.1.5.5 Four-wire analog interface to PBX;
- 4.1.5.6 Four-wire DS1 interface to PBX or customer provided equipment (e.g. computers and voice response systems);
- 4.1.5.7 Primary Rate ISDN to PBX adhering to ANSI standards Q.931, Q.932 and appropriate Telcordia (formerly BellCore) Technical Requirements;
- 4.1.5.8 Switched Fractional DS1 with capabilities to configure Nx64 channels (where N = 1 to 24); and
- 4.1.5.9 Loops adhering to Telcordia (formerly BellCore) TR-NWT-08 and TR-NWT-303 specifications to interconnect Digital Loop Carriers.
- 4.1.6 BellSouth shall provide access to the following but not limited to:
 - 4.1.6.1 SS7 Signaling Network or Multi-Frequency trunking if requested by Xspedius;
 - 4.1.6.2 Interface to Xspedius operator services systems or Operator Services through appropriate trunk interconnections for the system; and
 - 4.1.6.3 Interface to Xspedius Directory Assistance Services through the Xspedius switched network or to Directory Assistance Services through the appropriate trunk interconnections for the system; and 950 access or other Xspedius required access to interexchange carriers as requested through appropriate trunk interfaces.

4.2 **Tandem Switching**

4.2.1 Definition

Tandem Switching is the function that establishes a communications path between two switching offices through a third switching office (the Tandem switch).

4.2.2 Technical Requirements

Tandem Switching shall have the same capabilities or equivalent capabilities as those described in Bell Communications Research TR-TSY-000540 Issue 2R2, Tandem Supplement, 6/1/90. The requirements for Tandem Switching include, but are not limited to the following:

- 4.2.2.1 Tandem Switching shall provide signaling to establish a tandem connection;
- 4.2.2.2 Tandem Switching will provide screening as jointly agreed to by Xspedius and BellSouth;

- 4.2.2.3 Tandem Switching shall provide Advanced Intelligent Network triggers supporting AIN features where such routing is not available from the originating end office switch, to the extent such Tandem switch has such capability;
- 4.2.2.4 Tandem Switching shall provide access to Toll Free number portability database as designated by Xspedius;
- 4.2.2.5 Tandem Switching shall provide all trunk interconnections discussed under the “Network Interconnection” section (e.g., SS7, MF, DTMF, DialPulse, PRI-ISDN, DID, and CAMA-ANI (if appropriate for 911));
- 4.2.2.6 Tandem Switching shall provide connectivity to PSAPs where 911 solutions are deployed and the tandem is used for 911; and
- 4.2.2.7 Where appropriate, Tandem Switching shall provide connectivity to transit traffic to and from other carriers.
- 4.2.3 Tandem Switching shall accept connections (including the necessary signaling and trunking interconnections) between end offices, other tandems, IXC, ICO, CAPs and CLEC switches.
- 4.2.4 Tandem Switching shall provide local tandeming functionality between two end offices including two offices belonging to different CLECs (e.g., between a CLEC end office and the end office of another CLEC).
- 4.2.5 Tandem Switching shall preserve CLASS/LASS features and Caller ID as traffic is processed.
- 4.2.6 Tandem Switching shall record billable events and send them to the area billing centers designated by Xspedius. Tandem Switching will provide recording of all billable events as jointly agreed to by Xspedius and BellSouth.
- 4.2.7 Upon a reasonable request from Xspedius, BellSouth shall perform routine testing and fault isolation on the underlying switch that is providing Tandem Switching and all its interconnections. The results and reports of the testing shall be made immediately available to Xspedius.
- 4.2.8 BellSouth shall maintain Xspedius’s trunks and interconnections associated with Tandem Switching at least at parity to its own trunks and interconnections.
- 4.2.9 BellSouth shall control congestion points and network abnormalities. All traffic will be restricted in a non-discriminatory manner.
- 4.2.10 Selective Call Routing through the use of line class codes is not available through the use of tandem switching. Selective Call Routing through the use of line class codes is an end office capability only. Detailed primary and overflow routing plans

for all interfaces available within BellSouth's switching network shall be mutually agreed to by Xspedius and BellSouth.

- 4.2.11 Tandem Switching shall process originating toll-free traffic received from Xspedius's local switch.
- 4.2.12 In support of AIN triggers and features, Tandem Switching shall provide SSP capabilities when these capabilities are not available from the Local Switching Network Element, to the extent such Tandem Switch has such capability.
- 4.2.13 Interface Requirements
 - 4.2.13.1 Tandem Switching shall provide interconnection to the E911 PSAP where the underlying Tandem is acting as the E911 Tandem.
 - 4.2.13.2 Tandem Switching shall interconnect, with direct trunks, to all carriers with which BellSouth interconnects.
 - 4.2.13.3 BellSouth shall provide all signaling necessary to provide Tandem Switching with no loss of feature functionality.
 - 4.2.13.4 Tandem Switching shall interconnect with Xspedius's switch, using two-way trunks, for traffic that is transiting via BellSouth's network to interLATA or intraLATA carriers. At Xspedius's request, Tandem Switching shall record and keep records of traffic for billing.
 - 4.2.13.5 Tandem Switching shall provide an alternate final routing pattern for Xspedius's traffic overflowing from direct end office high usage trunk groups.
 - 4.2.13.6 Tandem Switching shall be equal to or better than the requirements for Tandem Switching set forth in the applicable technical references.
- 4.3 **AIN Selective Carrier Routing for Operator Services, Directory Assistance and Repair Centers**
 - 4.3.1 BellSouth will provide AIN Selective Carrier Routing at the request of Xspedius. AIN Selective Carrier Routing will provide Xspedius with the capability of routing operator calls, 0+ and 0- and 0+ NPA (LNPA) 555-1212 directory assistance, 1+411 directory assistance and 611 repair center calls to pre-selected destinations.
 - 4.3.2 Xspedius shall order AIN Selective Carrier Routing through its Account Team. AIN Selective Carrier Routing must first be established regionally and then on a per central office, per state basis.
 - 4.3.3 AIN Selective Carrier Routing is not available in DMS 10 switches.

- 4.3.4 Where AIN Selective Carrier Routing is utilized by Xspedius, the routing of Xspedius's end user calls shall be pursuant to information provided by Xspedius and stored in BellSouth's AIN Selective Carrier Routing Service Control Point database. AIN Selective Carrier Routing shall utilize a set of Line Class Codes (LCCs) unique to a basic class of service assigned on an 'as needed' basis. The same LCCs will be assigned in each central office where AIN Selective Carrier Routing is established.
- 4.3.5 Upon ordering of AIN Selective Carrier Routing Regional Service, Xspedius shall remit to BellSouth the Regional Service Order non-recurring charges set forth in Exhibit C of this Attachment. There shall be a non-recurring End Office Establishment Charge per office due at the addition of each central office where AIN Selective Carrier Routing will be utilized. Said non-recurring charge shall be as set forth in Exhibit C of this Attachment. For each Xspedius end user activated, there shall be a non-recurring End User Establishment charge as set forth in Exhibit C of this Attachment, payable to BellSouth pursuant to the terms of the General Terms and Conditions, incorporated herein by this reference. Xspedius shall pay the AIN Selective Carrier Routing Per Query Charge set forth in Exhibit C of this Attachment.
- 4.3.6 This Regional Service Order non-recurring charge will be non-refundable and will be paid with 1/2 due up-front with the submission of all fully completed required forms, including: Regional Selective Carrier Routing (SCR) Order Request-Form A, Central Office AIN Selective Carrier Routing (SCR) Order Request - Form B, AIN_SCR Central Office Identification Form - Form C, AIN_SCR Routing Options Selection Form - Form D, and Routing Combinations Table - Form E. BellSouth has 30 days to respond to the client's fully completed firm order as a Regional Service Order. With the delivery of this firm order response to the client, BellSouth considers that the delivery schedule of this service commences. The remaining 1/2 of the Regional Service Order payment must be paid when at least 90% of the Central Offices listed on the original order have been turned up for the service.
- 4.3.7 The non-recurring End Office Establishment Charge will be billed to the client following BellSouth's normal monthly billing cycle for this type of order.
- 4.3.8 End-User Establishment Orders will not be turned-up until the second payment is received for the Regional Service Order. The non-recurring End-User Establishment Charges will be billed to the client following BellSouth's normal monthly billing cycle for this type of order.
- 4.3.9 Additionally, the AIN Selective Carrier Routing Per Query Charge will be billed to the client following the normal billing cycle for per query charges.
- 4.3.10 All other network components needed, for example, unbundled switching and unbundled local transport, etc, will be billed per contracted rates.

4.4 **Packet Switching Capability**

4.4.1 Definition

The packet switching capability network element is defined as the function of routing or forwarding packets, frames, cells or other data units based on address or other routing information contained in the packets, frames, cells or other data units.

4.4.2 BellSouth shall be required to provide non-discriminatory access to unbundled packet switching capability only where each of the following conditions are satisfied:

4.4.2.1 BellSouth has deployed digital loop carrier systems, including but not limited to, integrated digital loop carrier or universal digital loop carrier systems; or has deployed any other system in which fiber optic facilities replace copper facilities in the distribution section (e.g., end office to remote terminal, pedestal or environmentally controlled vault);

4.4.2.2 There are no spare copper loops capable of supporting the xDSL services Xspedius seeks to offer;

4.4.2.3 BellSouth has not permitted Xspedius to deploy a DSLAM at the remote terminal, pedestal or environmentally controlled vault or other interconnection point, nor has Xspedius obtained a virtual collocation arrangement at these sub-loop interconnection points as defined by 47 CFR § 51.319 (b); and

4.4.2.4 BellSouth has deployed packet switching capability for its own use.

4.4.3 If there is a dispute as to whether BellSouth must provide Packet Switching, such dispute will be resolved according to the dispute resolution process set forth in Section 12 of the General Terms and Conditions of this Agreement, incorporated herein by this reference.

4.5 **Interoffice Transmission Facilities**

BellSouth shall provide nondiscriminatory access, in accordance with FCC Rule 51.311 and Section 251(c)(3) of the Act, to interoffice transmission facilities on an unbundled basis to Xspedius for the provision of a telecommunications service.

4.6 **Rates**

The prices that Xspedius shall pay to BellSouth for Network Elements and Other Services are set forth in Exhibit C to this Attachment. If Xspedius purchases a service(s) from a tariff, all terms and conditions and rates as set forth in such tariff shall apply.

4.7 **Operational Support Systems (OSS)**

The terms, conditions and rates for OSS are as set forth in Section 2.13 of this Attachment.

5. Unbundled Network Element Combinations

5.1. Unbundled Network Element Combinations shall include: 1) Enhanced Extended Links (EELs); 2) UNE Loops/Special Access Combinations; 3) Loop/Port Combinations; and 4) Transport Combinations.

5.2. For purposes of this Section, references to “Currently Combined” network elements shall mean that such network elements are in fact already combined by BellSouth in the BellSouth network to provide service to a particular end user at a particular location.

5.3. Enhanced Extended Links (EELs)

5.3.1 Where facilities permit and where necessary to comply with an effective FCC and/or State Commission order, or as otherwise mutually agreed by the Parties, BellSouth shall offer access to loop and transport combinations, also known as the Enhanced Extended Link (“EEL”) as defined in Section 5.3.2 below.

5.3.2 Subject to Section 5.3.3 below, BellSouth will provide access to the EEL in the combinations set forth in Section 5.3.4 following. This offering is intended to provide connectivity from an end user’s location through that end user’s SWC to Xspedius’s POP serving wire center. The circuit must be connected to Xspedius’s switch for the purpose of provisioning telephone exchange service to Xspedius’s end-user customers. The EEL will be connected to Xspedius’s facilities in Xspedius’s collocation space at the POP SWC, or Xspedius may purchase BellSouth’s access facilities between Xspedius’s POP and Xspedius’s collocation space at the POP SWC.

5.3.3 BellSouth shall provide EEL combinations to Xspedius in Georgia regardless of whether or not such EELs are Currently Combined. In all other states, BellSouth shall make available to Xspedius those EEL combinations described in Section 5.3.4 below only to the extent such combinations are Currently Combined. Furthermore, BellSouth will make available EEL combinations to Xspedius in density Zone 1, as defined in 47 CFR 69.123 as of January 1, 1999, in the Atlanta, GA; Miami, FL; Orlando, FL; Ft. Lauderdale, FL; Charlotte-Gastonia-Rock Hill, NC; Greensboro-Winston Salem-High Point, NC; Nashville, TN; and New Orleans, LA, MSAs regardless of whether or not such EELs are Currently Combined. Except as stated above, EELs will be provided to Xspedius only to the extent such network elements are Currently Combined.

5.3.4 EEL Combinations

- 5.3.4.1 DS1 Interoffice Channel + DS1 Channelization + 2-wire VG Local Loop
- 5.3.4.2 DS1 Interoffice Channel + DS1 Channelization + 4-wire VG Local Loop
- 5.3.4.3 DS1 Interoffice Channel + DS1 Channelization + 2-wire ISDN Local Loop
- 5.3.4.4 DS1 Interoffice Channel + DS1 Channelization + 4-wire 56 kbps Local Loop
- 5.3.4.5 DS1 Interoffice Channel + DS1 Channelization + 4-wire 64 kbps Local Loop
- 5.3.4.6 DS1 Interoffice Channel + DS1 Local Loop
- 5.3.4.7 DS3 Interoffice Channel + DS3 Local Loop
- 5.3.4.8 STS-1 Interoffice Channel + STS-1 Local Loop
- 5.3.4.9 DS3 Interoffice Channel + DS3 Channelization + DS1 Local Loop
- 5.3.4.10 STS-1 Interoffice Channel + DS3 Channelization + DS1 Local Loop
- 5.3.4.11 2-wire VG Interoffice Channel + 2-wire VG Local Loop
- 5.3.4.12 4wire VG Interoffice Channel + 4-wire VG Local Loop
- 5.3.4.13 4-wire 56 kbps Interoffice Channel + 4-wire 56 kbps Local Loop
- 5.3.4.14 4-wire 64 kbps Interoffice Channel + 4-wire 64 kbps Local Loop
- 5.3.5 EEL combinations for DS1 level and above will be available only when Xspedius provides and handles at least one third of the end user's local traffic over the facility provided. In addition, on the DS1 loop portion of the combination, at least fifty (50) percent of the activated channels must have at least five (5) percent local voice traffic individually and, for the entire DS1 facility, at least ten (10) percent of the traffic must be local voice traffic.
- 5.3.6 When combinations of loop and transport network elements include multiplexing, each of the individual DS1 circuits must meet the above criteria.
- 5.3.7 Special Access Service Conversions
 - 5.3.7.1 Xspedius may not convert special access services to combinations of loop and transport network elements, whether or not Xspedius self-provides its entrance facilities (or obtains entrance facilities from a third party), unless Xspedius uses the combination to provide a significant amount of local exchange service, in addition to exchange access service, to a particular customer. To the extent Xspedius requests to convert any special access services to combinations of loop and transport network elements at UNE prices, Xspedius shall provide to BellSouth a letter certifying that Xspedius is providing a significant amount of local exchange

service (as described in this Section) over such combinations. The certification letter shall also indicate under what local usage option Xspedius seeks to qualify for conversion of special access circuits. Xspedius shall be deemed to be providing a significant amount of local exchange service over such combinations if one of the following options is met:

- 5.3.7.1.1 Xspedius certifies that it is the exclusive provider of an end user's local exchange service. The loop-transport combinations must terminate at Xspedius's collocation arrangement in at least one BellSouth central office. This option does not allow loop-transport combinations to be connected to BellSouth's tariffed services. Under this option, Xspedius is the end user's only local service provider, and thus, is providing more than a significant amount of local exchange service. Xspedius can then use the loop-transport combinations that serve the end user to carry any type of traffic, including using them to carry 100 percent interstate access traffic; or
- 5.3.7.1.2 Xspedius certifies that it provides local exchange and exchange access service to the end user customer's premises and handles at least one third of the end user customer's local traffic measured as a percent of total end user customer local dialtone lines; and for DS1 circuits and above, at least 50 percent of the activated channels on the loop portion of the loop-transport combination have at least 5 percent local voice traffic individually, and the entire loop facility has at least 10 percent local voice traffic. When a loop-transport combination includes multiplexing, each of the individual DS1 circuits must meet this criteria. The loop-transport combination must terminate at Xspedius's collocation arrangement in at least one BellSouth central office. This option does not allow loop-transport combinations to be connected to BellSouth tariffed services; or
- 5.3.7.1.3 Xspedius certifies that at least 50 percent of the activated channels on a circuit are used to provide originating and terminating local dialtone service and at least 50 percent of the traffic on each of these local dialtone channels is local voice traffic, and that the entire loop facility has at least 33 percent local voice traffic. When a loop-transport combination includes multiplexing, each of the individual DS1 circuits must meet this criteria. This option does not allow loop-transport combinations to be connected to BellSouth's tariffed services. Under this option, collocation is not required. Xspedius does not need to provide a defined portion of the end user's local service, but the active channels on any loop-transport combination, and the entire facility, must carry the amount of local exchange traffic specified in this option.
- 5.3.7.2 In addition, there may be extraordinary circumstances where Xspedius is providing a significant amount of local exchange service, but does not qualify under any of the three options set forth in Section 5.3.7.1. In such case, Xspedius may petition the FCC for a waiver of the local usage options set forth in the June 2, 2000 Order. If a waiver is granted, then upon Xspedius's request the Parties shall amend this Agreement to the extent necessary to incorporate the terms of such waiver for such extraordinary circumstance.

- 5.3.7.3 BellSouth may at its sole discretion audit Xspedius records in order to verify the type of traffic being transmitted over combinations of loop and transport network elements. The audit shall be conducted by a third party independent auditor, and Xspedius shall be given thirty days written notice of scheduled audit. Such audit shall occur no more than one time in a calendar year, unless results of an audit find noncompliance with the significant amount of local exchange service requirement. In the event of noncompliance, Xspedius shall reimburse BellSouth for the cost of the audit. If, based on its audits, BellSouth concludes that Xspedius is not providing a significant amount of local exchange traffic over the combinations of loop and transport network elements, BellSouth may file a complaint with the appropriate Commission, pursuant to the dispute resolution process as set forth in the Interconnection Agreement. In the event that BellSouth prevails, BellSouth may convert such combinations of loop and transport network elements to special access services and may seek appropriate retroactive reimbursement from Xspedius.
- 5.3.7.4 Xspedius may convert special access circuits to combinations of loop and transport UNEs pursuant to the terms of this Section and subject to the termination provisions in the applicable special access tariffs, if any.
- 5.3.8 Rates
- 5.3.8.1 Georgia
- 5.3.8.2 The non-recurring and recurring rates for the EEL Combinations of network elements set forth in 5.3.4, whether Currently Combined or new, are as set forth in Exhibit C of this Attachment.
- 5.3.8.3 On an interim basis, for combinations of loop and transport network elements not set forth in Section 5.3.4, where the elements are not Currently Combined but are ordinarily combined in BellSouth's network, the non-recurring and recurring charges for such UNE combinations shall be the sum of the stand-alone non-recurring and recurring charges of the network elements which make up the combination. These interim rates shall be subject to true-up based on the Commission's review of BellSouth's cost studies.
- 5.3.8.4 To the extent that Xspedius seeks to obtain other combinations of network elements that BellSouth ordinarily combines in its network which have not been specifically priced by the Commission when purchased in combined form, Xspedius, at its option, can request that such rates be determined pursuant to the BFR/NBR process set forth in this Agreement.
- 5.3.8.5 All Other States
- 5.3.8.5.1 Subject to Section 5.3.2 and 5.3.3 preceding, for all other states, the non-recurring and recurring rates for the Currently Combined EEL combinations set forth in Section 5.3.4 and other Currently Combined network elements will be the sum of

the recurring rates for the individual network elements plus a non recurring charge set forth in Exhibit C of this Attachment.

5.3.8.6 Multiplexing

5.3.8.6.1 Where multiplexing functionality is required in connection with loop and transport combinations, such multiplexing will be provided at the rates and on the terms set forth in this Agreement.

5.4 **Other Network Element Combinations**

5.4.1.1 In the state of Georgia, BellSouth shall make available to Xspedius, in accordance with Section 5.4.2.1 below: (1) combinations of network elements other than EELs that are Currently Combined; and (2) combinations of network elements other than EELs that are not Currently Combined but that BellSouth ordinarily combines in its network. In all other states, BellSouth shall make available to Xspedius, in accordance with Section 5.4.2.2 below, combinations of network elements other than EELs only to the extent such combinations are Currently Combined.

5.4.2 Rates

5.4.2.1 Georgia

5.4.2.1.1 The non-recurring and recurring rates for Other Network Element combinations, whether Currently Combined or new, are as set forth in Exhibit C of this Attachment.

5.4.2.1.2 On an interim basis, for Other NetworkElement combinations where the elements are not Currently Combined but are ordinarily combined in BellSouth's network, the non-recurring and recurring charges for such UNE combinations shall be the sum of the stand-alone non-recurring and recurring charges of the network elements which make up the combination. These interim rates shall be subject to true-up based on the Commission's review of BellSouth's cost studies.

5.4.2.1.3 To the extent that Xspedius seeks to obtain other combinations of network elements that BellSouth ordinarily combines in its network which have not been specifically priced by the Commission when purchased in combined form, Xspedius, at its option, can request that such rates be determined pursuant to the BFR/NBR process set forth in this Agreement.

5.4.2.2 All Other States

5.4.2.2.1 For all other states, the non-recurring and recurring rates for the Other Network Element Combinations that are Currently Combined will be the sum of the recurring rates for the individual network elements plus a non recurring charge set forth in Exhibit C of this Attachment.

5.5 **UNE/Special Access Combinations**

5.5.1 Additionally, BellSouth shall make available to Xspedius a combination of an unbundled loop and tariffed special access interoffice facilities. To the extent Xspedius will require multiplexing functionality in connection with such combination, BellSouth will provide access to multiplexing within the central office pursuant to the terms, conditions and rates set forth in its Access Services Tariffs. The tariffed special access interoffice facilities and any associated tariffed services, including but not limited to multiplexing, shall not be eligible for conversion to UNEs as described in Section 5.3.7.

5.5.2 Rates

5.5.2.1 The non-recurring and recurring rates for UNE/Special Access Combinations will be the sum of the unbundled loop rates as set forth in Exhibit C and the interoffice transport rates and multiplexing rates as set forth in the Access Services Tariff.

5.6 **Port/Loop Combinations**

5.6.1 At Xspedius's request, BellSouth shall provide access to combinations of port and loop network elements, as set forth in Section 5.6.3 below, that are Currently Combined in BellSouth's network except as specified in Sections 5.6.1.1 and 5.6.1.2 below.

5.6.1.1 BellSouth shall not provide combinations of port and loop network elements on an unbundled basis in locations where, pursuant to FCC rules, BellSouth is not required to provide circuit switching as an unbundled network element.

5.6.1.2 In accordance with effective and applicable FCC rules, BellSouth shall not be required to provide circuit switching as an unbundled network element in density Zone 1, as defined in 47 CFR 69.123 as of January 1, 1999 of the Atlanta, GA; Miami, FL; Orlando, FL; Ft. Lauderdale, FL; Charlotte-Gastonia-Rock Hill, NC; Greensboro-Winston Salem-High Point, NC; Nashville, TN; and New Orleans, LA, MSAs to Xspedius if Xspedius's customer has 4 or more DS0 equivalent lines.

5.6.2 Combinations of port and loop network elements provide local exchange service for the origination or termination of calls. BellSouth shall make available the following loop and port combinations at the terms and at the rates set forth below:

5.6.2.1 In Georgia, BellSouth shall provide to Xspedius combinations of port and loop network elements to Xspedius on an unbundled basis regardless of whether or not such combinations are Currently Combined except in those locations where BellSouth is not required to provide circuit switching, as set forth in Section 5.6.1.2 above. The rates for such combinations shall be the cost based rates set forth in Exhibit C of this Attachment.

- 5.6.2.2 In all other states, BellSouth shall provide to Xspedius combinations of port and loop network elements on an unbundled basis if such combinations are Currently Combined, except in those locations where BellSouth is not required to provide unbundled circuit switching, as set forth in Sections 5.6.1.1 and 5.6.1.2 above. The rates for such combinations shall be the cost based rates set forth in Exhibit C of this Attachment.
- 5.6.2.3 In all states other than Georgia, except in those locations where BellSouth is not required to provide unbundled circuit switching, as set forth in Sections 5.6.1.1 and 5.6.1.2, BellSouth shall provide to Xspedius combinations of port and loop network elements that are not Currently Combined. The rates for such combinations shall be negotiated by the Parties.
- 5.6.2.4 In those locations where BellSouth is not required to provide unbundled circuit switching, as set forth in Sections 5.6.1.1 and 5.6.1.2, BellSouth shall provide to Xspedius combinations of port and loop network elements whether or not such combinations are Currently Combined. The rates for Currently Combined combinations are the market based rates as set forth in Exhibit C. The rates for not Currently Combined combinations shall be negotiated by the Parties.
- 5.6.3 Combination Offerings
- 5.6.3.1 2-wire voice grade port, voice grade loop, unbundled end office switching, unbundled end office trunk port, common transport per mile per MOU, common transport facilities termination, tandem switching, and tandem trunk port.
- 5.6.3.2 2-wire voice grade DID port, voice grade loop, unbundled end office switching, unbundled end office trunk port, common transport per mile per MOU, common transport facilities termination, tandem switching, and tandem trunk port.
- 5.6.3.3 2-wire CENTREX port, voice grade loop, unbundled end office switching, unbundled end office trunk port, common transport per mile per MOU, common transport facilities termination, tandem switching, and tandem trunk port.
- 5.6.3.4 2-wire ISDN Basic Rate Interface, voice grade loop, unbundled end office switching, unbundled end office trunk port, common transport per mile per MOU, common transport facilities termination, tandem switching, and tandem trunk port.
- 5.6.3.5 2-wire ISDN Primary Rate Interface, DS1 loop, unbundled end office switching, unbundled end office trunk port, common transport per mile per MOU, common transport facilities termination, tandem switching, and tandem trunk port.
- 5.6.3.6 4-wire DS1 Trunk port, DS1 Loop, unbundled end office switching, unbundled end office trunk port, common transport per mile per MOU, common transport facilities termination, tandem switching, and tandem trunk port.

5.7 **Rates**

The prices that Xspedius shall pay to BellSouth for Network Elements and Other Services are set forth in Exhibit C to this Attachment. If Xspedius purchases a service(s) from a tariff, all terms and conditions and rates as set forth in such tariff shall apply.

5.8 **Operational Support Systems (OSS)**

The terms, conditions and rates for OSS areas set forth in Section 2.13 of this Attachment.

6. **Transport, Channelization and Dark Fiber**

All of the negotiated rates, terms and conditions set forth in this Section pertain to the provision of unbundled transport and dark fiber.

6.1 **Transport**

6.1.1 Interoffice transmission facility network elements include:

6.1.1.1 Dedicated transport, defined as BellSouth's transmission facilities, is dedicated to a particular customer or carrier that provides telecommunications between wire centers or switches owned by BellSouth, or between wire centers and switches owned by BellSouth and Xspedius.

6.1.1.2 Dark Fiber transport, defined as BellSouth's optical transmission facilities without attached signal regeneration, multiplexing, aggregation or other electronics;

6.1.1.3 Common (Shared) transport, defined as transmission facilities shared by more than one carrier, including BellSouth, between end office switches, between end office switches and tandem switches, and between tandem switches, in BellSouth's network.

6.2 BellSouth shall:

6.2.1 Provide Xspedius exclusive use of interoffice transmission facilities dedicated to a particular customer or carrier, or shared use of the features, functions, and capabilities of interoffice transmission facilities shared by more than one customer or carrier;

6.2.2 Provide all technically feasible transmission facilities, features, functions, and capabilities that Xspedius could use to provide telecommunications services;

6.2.3 Permit, to the extent technically feasible, Xspedius to connect such interoffice facilities to equipment designated by Xspedius, including but not limited to, Xspedius's collocated facilities; and

6.2.4 Permit, to the extent technically feasible, Xspedius to obtain the functionality provided by BellSouth's digital cross-connect systems in the same manner that BellSouth provides such functionality to interexchange carriers.

6.3 **Common (Shared) Transport**

6.3.1 Definition of Common (Shared) Transport

6.3.1.1 Common (Shared) Transport is an interoffice transmission path between two BellSouth end-offices, BellSouth end-office and a local tandem, or between two local tandems. Where BellSouth Network Elements are connected by intra-office wiring, such wiring is provided as a part of the Network Elements and is not Common (Shared) Transport.

6.3.2 Technical Requirements of Common (Shared) Transport

6.3.2.1 Common (Shared) Transport provided on DS1 or VT1.5 circuits, shall, at a minimum, meet the performance, availability, jitter, and delay requirements specified for Central Office to Central Office ("CO to CO") connections in the appropriate industry standards.

6.3.2.2 Common (Shared) Transport provided on DS3 circuits, STS-1 circuits, and higher transmission bit rate circuits, shall, at a minimum, meet the performance, availability, jitter, and delay requirements specified for CO to CO connections in the appropriate industry standards.

6.3.2.3 BellSouth shall be responsible for the engineering, provisioning, and maintenance of the underlying equipment and facilities that are used to provide Common (Shared) Transport.

6.3.2.4 At a minimum, Common (Shared) Transport shall meet all of the requirements set forth in the applicable industry standard technical references.

6.4 **Dedicated Transport**

6.4.1 Definitions

6.4.2 Dedicated Transport is defined as BellSouth transmission facilities dedicated to a particular customer or carrier that provide telecommunications between wire centers owned by BellSouth or requesting telecommunications carriers, or between switches owned by BellSouth or requesting telecommunications carriers.

6.4.3 Unbundled Local Channel

6.4.4 Unbundled Local Channel is the dedicated transmission path between Xspedius's Point of Presence and the BellSouth Serving Wire Center's collocation.

- 6.4.5 Unbundled Interoffice Channel.
- 6.4.6 Unbundled Interoffice Channel is the dedicated transmission path that provides telecommunication between BellSouth's Serving Wire Centers' collocations.
- 6.4.7 BellSouth shall offer Dedicated Transport in each of the following ways
- 6.4.7.1 As capacity on a shared UNE facility.
- 6.4.7.2 As a circuit (e.g., DS0, DS1, DS3) dedicated to Xspedius. This circuit shall consist of an Unbundled Local Channel or an Unbundled Interoffice Channel or both.
- 6.4.8 When Dedicated Transport is provided it shall include:
- 6.4.8.1 Transmission equipment such as, line terminating equipment, amplifiers, and regenerators;
- 6.4.8.2 Inter-office transmission facilities such as optical fiber, copper twisted pair, and coaxial cable.
- 6.4.9 Rates for Dedicated Transport are listed in this Attachment. For those states that do not contain rates in this Attachment the rates in the applicable State Access Tariff will apply as interim rates. When final rates are developed, these interim rates will be subject to true up, and the Parties will amend the Agreement to reflect the new rates.
- 6.4.10 Technical Requirements
- 6.4.10.1 This Section sets forth technical requirements for all Dedicated Transport.
- 6.4.10.2 When BellSouth provides Dedicated Transport, the entire designated transmission service (e.g., DS0, DS1, DS3) shall be dedicated to Xspedius designated traffic.
- 6.4.10.3 BellSouth shall offer Dedicated Transport in all technologies that become available including, but not limited to, (1) DS0, DS1 and DS3 transport services, and (2) SONET at available transmission bit rates.
- 6.4.10.4 For DS1 or VT1.5 circuits, Dedicated Transport shall, at a minimum, meet the performance, availability, jitter, and delay requirements specified for Customer Interface to Central Office ("CI to CO") connections in the appropriate industry standards.
- 6.4.10.5 Where applicable, for DS3, Dedicated Transport shall, at a minimum, meet the performance, availability, jitter, and delay requirements specified for CI to CO connections in the appropriate industry standards.

- 6.4.10.6 BellSouth shall offer the following interface transmission rates for Dedicated Transport:
- 6.4.10.6.1 DS0 Equivalent;
 - 6.4.10.6.2 DS1;
 - 6.4.10.6.3 DS3;
 - 6.4.10.6.4 SDH (Synchronous Digital Hierarchy) Standard interface rates in accordance with International Telecommunications Union (ITU) Recommendation G.707 and Plesiochronous Digital Hierarchy (PDH) rates per ITU Recommendation G.704.
 - 6.4.10.6.5 When Dedicated Transport is provided, BellSouth shall design it according to BellSouth's network infrastructure to allow for the termination points specified by Xspedius.
- 6.4.11 At a minimum, Dedicated Transport shall meet each of the requirements set forth in the applicable industry technical references.
- 6.4.11.1 BellSouth Technical References:
 - 6.4.11.2 TR-TSY-000191 Alarm Indication Signals Requirements and Objectives, Issue 1, May 1986.
 - 6.4.11.3 TR 73501 LightGate[®] Service Interface and Performance Specifications, Issue D, June 1995.
 - 6.4.11.4 TR 73525 MegaLink[®] Service, MegaLink Channel Service and MegaLink Plus Service Interface and Performance Specifications, Issue C, May 1996.
- 6.4.12 Provided that the facility is used to transport a significant amount of local exchange services Xspedius shall be entitled to convert existing interoffice transmission facilities (i.e., special access) to the corresponding interoffice transport network element option.

6.5 **Unbundled Channelization**

- 6.5.1 BellSouth agrees to offer access to Unbundled Channelization when available pursuant to following terms and conditions and at the rates set forth in the Attachment. Channelization will be offered with both the high and the low speed sides to be connected to collocation.
- 6.5.2 **Definition**
- 6.5.2.1 Unbundled Channelization (UC) provides the multiplexing capability that will allow a DS1 (1.544 Mbps) or DS3 (44.736 Mbps) or STS-1 Unbundled Network

Element (UNE) or collocation cross-connect to be multiplexed or channelized at a BellSouth central office. This can be accomplished through the use of a stand-alone multiplexer or a digital cross-connect system at the discretion of BellSouth. Once UC has been installed, Xspedius can have channels activated on an as-needed basis by having BellSouth connect lower level UNEs via Central Office Channel Interfaces (COCI).

- 6.5.3 Channelization capabilities will be as follows:
 - 6.5.3.1 DS3 Channelization System: An element that channelizes a DS3 signal into 28 DS1s/STS-1s.
 - 6.5.3.2 DS1 Channelization System: An element that channelizes a DS1 signal into 24 DS0s.
 - 6.5.3.3 Central Office Channel Interfaces (COCI): Elements that can be activated on a channelization system.
- 6.5.4 DS1 Central Office Channel Interface elements can be activated on a DS3 Channelization System.
- 6.5.5 Voice Grade and Digital Data Central Office Channel Interfaces can be activated on a DS1 Channelization System.
- 6.5.6 AMI and B8ZS line coding with either Super Frame (SF) and Extended Super Frame (ESF) framing formats will be supported as options.
- 6.5.7 COCI will be billed on the lower level UNE order that is interfacing with the UC arrangement and will have to be compatible with those UNEs.
- 6.5.8 Technical Requirements
 - 6.5.8.1 In order to assure proper operation with BellSouth provided central office multiplexing functionality, the customer's channelization equipment must adhere strictly to form and protocol standards. Separate standards exist for the multiplex channel bank, for voice frequency encoding, for various signaling schemes, and for subrate digital access.
 - 6.5.8.2 DS0 to DS1 Channelization
 - 6.5.8.2.1 The DS1 signal must be framed utilizing the framing structure defined in ANSI T1.107, Digital Hierarchy Formats Specifications and ANSI T1.403.02, DS1 Robbed-bit Signaling State Definitions. DS0 to DS1 Channelization requirements are essential the same as defined in BellSouth Technical Reference 73525,

MegaLink[®] Service, MegaLink[®] Channel Service, MegaLink[®] Plus Service, and MegaLink[®] Light Service Interface and Performance Specification.

6.5.8.3 DS1 to DS3 Channelization

6.5.8.3.1 The DS3 signal must be framed utilizing the framing structure define in ANSI T1.107, Digital Hierarchy Formats Specifications. DS1 to DS3 Channelization requirements are essentially the same as defined in BellSouth Technical Reference 73501, LightGate[®] Service Interface and Performance Specifications. The asynchronous M13 multiplex format (combination of M12 and M23 formats) is specified for terminal equipment that multiplexes 28 DS1s into a DS3.

6.5.8.4 DS1 to STS Channelization

6.5.8.4.1 The STS-1 signal must be framed utilizing the framing structure define in ANSI T1.105, Synchronous Optical Network (SONET) – Basic Description Including Multiplex Structure, Rates and Formats and T1.105.02, Synchronous Optical Network (SONET) – Payload Mappings. DS1 to STS Channelization requirements are essentially the same as defined in BellSouth Technical Reference TR 73501, LightGate[®] Service Interface and Performance Specifications.

6.6 **Dark Fiber**

6.6.1 Definition

6.6.2 Dark Fiber is optical transmission facilities without attached multiplexing, aggregation or other electronics that connects two points within BellSouth's network. Dark Fiber is unused strands of optical fiber. It may be strands of optical fiber existing in aerial or underground structure. No line terminating elements terminated to such strands to operationalize its transmission capabilities will be available.

6.6.3 Requirements

6.6.3.1 BellSouth shall make available Dark Fiber where it exists in BellSouth's network and where, as a result of future building or deployment, it becomes available. If BellSouth has plans to use the fiber within a two-year period, there is no requirement to provide said fiber to Xspedius.

6.6.3.2 If the requested dark fiber has any lightwave repeater equipment interspliced to it, BellSouth will remove such equipment at Xspedius's request subject to time and materials charges.

6.6.3.3 Xspedius may test the quality of the Dark Fiber to confirm its usability and performance specifications.

- 6.6.3.4 BellSouth shall use its best efforts to provide to Xspedius information regarding the location, availability and performance of Dark Fiber within ten (10) business days for a records based answer and twenty (20) business days for a field based answer, after receiving a request from Xspedius ("Request"). Within such time period, BellSouth shall send written confirmation of availability of the Dark Fiber ("Confirmation"). From the time of the Request to one hundred and twenty (120) days after Confirmation, BellSouth shall hold such requested Dark Fiber for Xspedius's use and may not allow any other Party to use such media, including BellSouth. If a Dark Fiber firm order is not received within the one hundred and twenty day period, the Dark Fiber will revert to BellSouth's Dark Fiber inventory.
- 6.6.3.5 BellSouth shall use its best efforts to make Dark Fiber available to Xspedius within thirty (30) business days after it receives written confirmation from Xspedius that the Dark Fiber previously deemed available by BellSouth is wanted for use by Xspedius. This includes identification of appropriate connection points (e.g., Light Guide Interconnection (LGX) or splice points) to enable Xspedius to connect or splice Xspedius provided transmission media (e.g., optical fiber) or equipment to the Dark Fiber.
- 6.6.3.6 Dark Fiber shall meet the manufacturer's design specifications.
- 6.6.3.7 Xspedius may splice and test Dark Fiber obtained from BellSouth using Xspedius or Xspedius designated personnel. BellSouth shall provide appropriate interfaces to allow splicing and testing of Dark Fiber. BellSouth shall provide an excess cable length of 25 feet minimum (for fiber in underground conduit) to allow the uncoiled fiber to reach from the manhole to a splicing van.

6.7 **Rates**

- 6.7.1 The prices that Xspedius shall pay to BellSouth for Network Elements and Other Services are set forth in Exhibit C to this Attachment. If Xspedius purchases a service(s) from a tariff, all terms and conditions and rates as set forth in such tariff shall apply.

6.8 **Operational Support Systems (OSS)**

The terms, conditions and rates for OSS are as set forth in Section 2.13 of this Attachment.

7. **BellSouth SWA 8XX Toll Free Dialing Ten Digit Screening Service**

All of the negotiated rates, terms and conditions set forth in this Section pertain to the provision of 8XX Access Ten Digit Screening Services.

- 7.1 BellSouth SWA 8XX Toll Free Dialing Ten Digit Screening Service database

7.1.1 The BellSouth SWA 8XX Toll Free Dialing Ten Digit Screening Service database (herein known as 8XX SCP) is a SCP that contains customer record information and functionality to provide call-handling instructions for 8XX calls. The 8XX SCP IN software stores data downloaded from the national SMS and provides the routing instructions in response to queries from the SSP or tandem. The BellSouth SWA 8XX Toll Free Dialing Ten Digit Screening Service (herein know as 8XX TFD), utilizes the 8XX SCP to provide identification and routing of the 8XX calls, based on the ten digits dialed. 8XX TFD is provided with or without POTS number delivery, dialing number delivery, and other optional complex features as selected by Xspedius. BellSouth shall provide 8XX TFD in accordance with the following:

7.1.2 Technical Requirements

7.1.2.1 BellSouth shall provide Xspedius with access to the 8XX record information located in the 8XX SCP. The 8XX SCP contains current records as received from the national SMS and will provide for routing 8XX originating calls based on the dialed ten digit 8XX number.

7.1.2.2 The 8XX SCP is designated to receive and respond to queries using the American National Standard Specification of Signaling System Seven (SS7) protocol. The 8XX SCP shall determine the carrier identification based on all ten digits of the dialed number and route calls to the carrier, POTS number, dialing number and/or other optional feature selected by Xspedius.

7.1.2.3 The SCP shall also provide, at Xspedius's option, such additional feature as described in SR-TSV-002275 (BOC Notes on BellSouth Networks, SR-TSV-002275, Issue 2, (Telcordia (formerly BellCore), April 1994)) as are available to BellSouth. These may include but are not limited to:

7.1.2.3.1 Network Management;

7.1.2.3.2 Customer Sample Collection; and

7.1.2.3.3 Service Maintenance.

7.2 **Rates**

The prices that Xspedius shall pay to BellSouth for Network Elements and Other Services are set forth in Exhibit C to this Attachment. . If Xspedius purchases a service(s) from a tariff, all terms and conditions and rates as set forth in such tariff shall apply.

7.3 **Operational Support Systems (OSS)**

The terms, conditions and rates for OSS are as set forth in Section 2.13 of this Attachment.

8 Line Information Database (LIDB)

8.1 All of the negotiated rates, terms and conditions set forth in this Section pertain to the provision of LIDB.

8.2 BellSouth will store in its LIDB only records relating to service in the BellSouth region. The LIDB Storage Agreement is included in this Attachment.

8.2.1 Definition

8.2.2 The Line Information Database (LIDB) is a transaction-oriented database accessible through Common Channel Signaling (CCS) networks. It contains records associated with end user Line Numbers and Special Billing Numbers. LIDB accepts queries from other Network Elements and provides appropriate responses. The query originator need not be the owner of LIDB data. LIDB queries include functions such as screening billed numbers that provides the ability to accept Collect or Third Number Billing calls and validation of Telephone Line Number based non-proprietary calling cards. The interface for the LIDB functionality is the interface between BellSouth's CCS network and other CCS networks. LIDB also interfaces to administrative systems.

8.2.3 Technical Requirements

8.2.4 BellSouth will offer to Xspedius any additional capabilities that are developed for LIDB during the life of this Agreement.

8.2.4.1 BellSouth shall process Xspedius's Customer records in LIDB at least at parity with BellSouth customer records, with respect to other LIDB functions. BellSouth shall indicate to Xspedius what additional functions (if any) are performed by LIDB in the BellSouth network.

8.2.4.2 Within two (2) weeks after a request by Xspedius, BellSouth shall provide Xspedius with a list of the customer data items, which Xspedius would have to provide in order to support each required LIDB function. The list shall indicate which data items are essential to LIDB function, and which are required only to support certain services. For each data item, the list shall show the data formats, the acceptable values of the data item and the meaning of those values.

8.2.4.3 BellSouth shall provide LIDB systems for which operating deficiencies that would result in calls being blocked shall not exceed 30 minutes per year.

8.2.4.4 BellSouth shall provide LIDB systems for which operating deficiencies that would not result in calls being blocked shall not exceed 12 hours per year.

- 8.2.4.5 BellSouth shall provide LIDB systems for which the LIDB function shall be in overload no more than 12 hours per year.
- 8.2.4.6 All additions, updates and deletions of Xspedius data to the LIDB shall be solely at the direction of Xspedius. Such direction from Xspedius will not be required where the addition, update or deletion is necessary to perform standard fraud control measures (e.g., calling card auto-deactivation).
- 8.2.4.7 BellSouth shall provide priority updates to LIDB for Xspedius data upon Xspedius's request (e.g., to support fraud detection) via password-protected telephone card, facsimile, or electronic mail within one hour of notice from the established BellSouth contact.
- 8.2.4.8 BellSouth shall provide LIDB systems such that no more than 0.01% of Xspedius customer records will be missing from LIDB, as measured by Xspedius audits. BellSouth will audit Xspedius records in LIDB against DBAS to identify record mismatches and provide this data to a designated Xspedius contact person to resolve the status of the records and BellSouth will update system appropriately. BellSouth will refer record of mis-matches to Xspedius within one business day of audit. Once reconciled records are received back from Xspedius, BellSouth will update LIDB the same business day if less than 500 records are received before 1:00PM Central Time. If more than 500 records are received, BellSouth will contact Xspedius to negotiate a time frame for the updates, not to exceed three business days.
- 8.2.4.9 BellSouth shall perform backup and recovery of all of Xspedius's data in LIDB including sending to LIDB all changes made since the date of the most recent backup copy, in at least the same time frame BellSouth performs backup and recovery of BellSouth data in LIDB for itself. Currently, BellSouth performs backups of the LIDB for itself on a weekly basis and when a new software release is scheduled, a backup is performed prior to loading the new release.
- 8.2.4.10 BellSouth shall provide Xspedius with LIDB reports of data, which are missing or contain errors, as well as any misrouted errors, within a reasonable time period as negotiated between Xspedius and BellSouth.
- 8.2.4.11 BellSouth shall prevent any access to or use of Xspedius data in LIDB by BellSouth personnel that are outside of established administrative and fraud control personnel, or by any other Party that is not authorized by Xspedius in writing.
- 8.2.4.12 BellSouth shall provide Xspedius performance of the LIDB Data Screening function, which allows a LIDB to completely or partially deny specific query originators access to LIDB data owned by specific data owners, for Customer Data that is part of an NPA-NXX or RAO-0/1XX wholly or partially owned by Xspedius at least at parity with BellSouth Customer Data. BellSouth shall obtain

from Xspedius the screening information associated with LIDB Data Screening of Xspedius data in accordance with this requirement. BellSouth currently does not have LIDB Data Screening capabilities. When such capability is available, BellSouth shall offer it to Xspedius under the BFR/NBR as set forth in General Terms and Conditions.

- 8.2.4.13 BellSouth shall accept queries to LIDB associated with Xspedius customer records, and shall return responses in accordance with industry standards.
- 8.2.4.14 BellSouth shall provide mean processing time at the LIDB within 0.50 seconds under normal conditions as defined in industry standards.
- 8.2.4.15 BellSouth shall provide processing time at the LIDB within 1 second for 99% of all messages under normal conditions as defined in industry standards.

8.2.5 Interface Requirements

8.2.6 BellSouth shall offer LIDB in accordance with the requirements of this subsection.

8.2.6.1 The interface to LIDB shall be in accordance with the technical references contained within.

8.2.6.2 The CCS interface to LIDB shall be the standard interface described herein.

8.2.6.3 The LIDB Data Base interpretation of the ANSI-TCAP messages shall comply with the technical reference herein. Global Title Translation shall be maintained in the signaling network in order to support signaling network routing to the LIDB.

8.3 **Rates**

The prices that Xspedius shall pay to BellSouth for Network Elements and Other Services are set forth in Exhibit C to this Attachment. If Xspedius purchases a service(s) from a tariff, all terms and conditions and rates as set forth in such tariff shall apply.

8.4 **Operational Support Systems (OSS)**

The terms, conditions and rates for OSS are as set forth in Section 2.13 of this Attachment.

9. **Signaling**

9.1 All of the negotiated rates, terms and conditions set forth in this Section pertain to the provision of Signaling Transport Services.

9.2 BellSouth agrees to offer access to signaling and access to BellSouth's signaling databases subject to compatibility testing and at the rates set forth in this Attachment. BellSouth may provide mediated access to BellSouth signaling systems and databases. Available signaling elements include signaling links, signal

transfer points and service control points. Signaling functionality will be available with both A-link and B-link connectivity.

9.3 **Signaling Link Transport**

9.3.1 Definition Signaling Link Transport is a set of two or four dedicated 56 Kbps. transmission paths between CLEC-designated Signaling Points of Interconnection (SPOI) that provides appropriate physical diversity.

9.3.2 Technical Requirements

9.3.2.1 Signaling Link Transport shall consist of full duplex mode 56 kbps transmission paths.

9.3.3 Of the various options available, Signaling Link Transport shall perform in the following two ways:

9.3.3.1 As an “A-link” which is a connection between a switch or SCP and a home Signaling Transfer Point Switch (STP) pair; and

9.3.3.2 As a “B-link” which is a connection between two STP pairs in different company networks (e.g., between two STP pairs for two Competitive Local Exchange Carriers (CLECs)).

9.3.4 Signaling Link Transport shall consist of two or more signaling link layers as follows:

9.3.4.1 An A-link layer shall consist of two links.

9.3.4.2 A B-link layer shall consist of four links.

9.3.5 A signaling link layer shall satisfy a performance objective such that:

9.3.5.1 There shall be no more than two minutes down time per year for an A-link layer; and

9.3.5.2 There shall be negligible (less than 2 seconds) down time per year for a B-link layer.

9.3.5.3 A signaling link layer shall satisfy interoffice and intraoffice diversity of facilities and equipment, such that:

9.3.5.3.1 No single failure of facilities or equipment causes the failure of both links in an A-link layer (i.e., the links should be provided on a minimum of two separate physical paths end-to-end); and

9.3.5.3.2 No two concurrent failures of facilities or equipment shall cause the failure of all four links in a B-link layer (i.e., the links should be provided on a minimum of three separate physical paths end-to-end).

9.3.5.4 Interface Requirements

9.3.5.4.1 There shall be a DS1 (1.544 Mbps) interface at the Xspedius designated SPOIs. Each 56 kbps transmission path shall appear as a DS0 channel within the DS1 interface.

9.4 **Signaling Transfer Points (STPs)**

9.4.1 Definition - Signaling Transfer Points is a signaling network function that includes all of the capabilities provided by the signaling transfer point switches (STPs) and their associated signaling links which enable the exchange of SS7 messages among and between switching elements, database elements and signaling transfer point switches.

9.4.2 Technical Requirements

9.4.2.1 STPs shall provide access to Network Elements connected to BellSouth SS7 network. These include:

9.4.2.1.1 BellSouth Local Switching or Tandem Switching;

9.4.2.1.2 BellSouth Service Control Points/DataBases;

9.4.2.1.3 Third-party local or tandem switching;

9.4.2.1.4 Third-party-provided STPs.

9.4.2.2 The connectivity provided by STPs shall fully support the functions of all other Network Elements connected to the BellSouth SS7 network. This explicitly includes the use of the BellSouth SS7 network to convey messages which neither originate nor terminate at a signaling end point directly connected to the BellSouth SS7 network (i.e., transient messages). When the BellSouth SS7 network is used to convey transient messages, there shall be no alteration of the Integrated Services Digital Network User Part (ISDNUP) or Transaction Capabilities Application Part (TCAP) user data that constitutes the content of the message.

9.4.2.3 If a BellSouth tandem switch routes calling traffic, based on dialed or translated digits, on SS7 trunks between a Xspedius local switch and third party local switch, the BellSouth SS7 network shall convey the TCAP messages that are necessary to provide Call Management features (Automatic Callback, Automatic Recall, and Screening List Editing) between Xspedius local STPs and the STPs that provide connectivity with the third party local switch, even if the third party local switch is not directly connected to BellSouth STPs.

- 9.4.2.4 STPs shall provide all functions of the MTP as defined in the applicable industry standard technical references.
- 9.4.2.5 STPs shall provide all functions of the SCCP necessary for Class 0 (basic connectionless) service, as defined in Telcordia (formerly BellCore) ANSI Interconnection Requirements. In particular, this includes Global Title Translation (GTT) and SCCP Management procedures, as specified in T1.112.4. In cases where the destination signaling point is a Xspedius or third party local or tandem switching system directly connected to BellSouth SS7 network, BellSouth shall perform final GTT of messages to the destination and SCCP Subsystem Management of the destination. In all other cases, BellSouth shall perform intermediate GTT of messages to a gateway pair of STPs in an SS7 network connected with BellSouth SS7 network, and shall not perform SCCP Subsystem Management of the destination. If BellSouth performs final GTT to a Xspedius database, then Xspedius agrees to provide BellSouth with the Destination Point Code for the Xspedius database.
- 9.4.2.6 STPs shall provide on a non-discriminatory basis all functions of the OMAP commonly provided by STPs, as specified in the reference in Section 12 of this Attachment. All OMAP functions will be on a "where available" basis and can include:
- 9.4.2.6.1 MTP Routing Verification Test (MRVT); and
- 9.4.2.6.2 SCCP Routing Verification Test (SRVT).
- 9.4.2.7 In cases where the destination signaling point is a BellSouth local or tandem switching system or database, or is a Xspedius or third party local or tandem switching system directly connected to the BellSouth SS7 network, STPs shall perform MRVT and SRVT to the destination signaling point. In all other cases, STPs shall perform MRVT and SRVT to a gateway pair of STPs in an SS7 network connected with the BellSouth SS7 network. This requirement shall be superseded by the specifications for Internetwork MRVT and SRVT if and when these become approved ANSI standards and available capabilities of BellSouth STPs, and if mutually agreed upon by Xspedius and BellSouth.
- 9.4.2.8 STPs shall be on parity with BellSouth.
- 9.4.2.9 SS7 Advanced Intelligent Network (AIN) Access
- 9.4.2.9.1 When technically feasible and upon request by Xspedius, SS7 Access shall be made available in association with switching. SS7 AIN Access is the provisioning of AIN 0.1 triggers in an equipped BellSouth local switch and interconnection of the BellSouth SS7 network with the Xspedius SS7 network to exchange TCAP queries and responses with a Xspedius SCP.

9.4.2.9.2 SS7 AIN Access shall provide Xspedius SCP access to BellSouth local switch in association with switching via interconnection of BellSouth SS7 and Xspedius SS7 Networks. BellSouth shall offer SS7 access through its STPs. If BellSouth requires a mediation device on any part of its network specific to this form of access, BellSouth must route its messages in the same manner. The interconnection arrangement shall result in the BellSouth local switch recognizing the Xspedius SCP as at least at parity with BellSouth's SCP's in terms of interfaces, performance and capabilities.

9.4.3 Interface Requirements

9.4.3.1 BellSouth shall provide the following STPs options to connect Xspedius or Xspedius-designated local switching systems or STPs to the BellSouth SS7 network:

9.4.3.1.1 An A-link interface from Xspedius local switching systems; and,

9.4.3.1.2 A B-link interface from Xspedius local STPs.

9.4.3.2 Each type of interface shall be provided by one or more sets (layers) of signaling links.

9.4.3.3 The Signaling Point of Interconnection (SPOI) for each link shall be located at a cross-connect element, such as a DSX-1, in the Central Office (CO) where BellSouth STP is located. There shall be a DS1 or higher rate transport interface at each of the SPOIs. Each signaling link shall appear as a DS0 channel within the DS1 or higher rate interface. BellSouth shall offer higher rate DS1 signaling for interconnecting Xspedius local switching systems or STPs with BellSouth STPs as soon as these become approved ANSI standards and available capabilities of BellSouth STPs. BellSouth and Xspedius will work jointly to establish mutually acceptable SPOIs.

9.4.3.4 BellSouth CO shall provide intraoffice diversity between the SPOIs and BellSouth STPs, so that no single failure of intraoffice facilities or equipment shall cause the failure of both B-links in a layer connecting to a BellSouth STP. BellSouth and Xspedius will work jointly to establish mutually acceptable SPOIs.

9.4.3.5 STPs shall provide all functions of the MTPAs defined in the applicable industry standard technical references.

9.4.3.6 Message Screening

9.4.3.6.1 BellSouth shall set message screening parameters so as to accept valid messages from Xspedius local or tandem switching systems destined to any signaling point within BellSouth's SS7 network where the Xspedius switching system has a legitimate signaling relation.

- 9.4.3.6.2 BellSouth shall set message screening parameters so as to pass valid messages from Xspedius local or tandem switching systems destined to any signaling point or network accessed through BellSouth's SS7 network where the Xspedius switching system has a legitimate signaling relation.
- 9.4.3.6.3 BellSouth shall set message screening parameters so as to accept and pass/send valid messages destined to and from Xspedius from any signaling point or network interconnected through BellSouth's SS7 network where the Xspedius SCP has a legitimate signaling relation.
- 9.4.4 STPs shall be equal to or better than all of the requirements for STPs set forth in the applicable industry standard technical references.
- 9.5 **Service Control Points/Databases**
- 9.5.1 Definition
- 9.5.1.1 Databases are the Network Elements that provide the functionality for storage of, access to, and manipulation of information required to offer a particular service and/or capability. Databases include, but are not limited to: Local Number Portability, LIDB, Toll Free Number Database, Automatic Location Identification/Data Management System, Calling Name Database, access to Service Creation Environment and Service Management System (SCE/SMS) application databases and Directory Assistance.
- 9.5.2 A Service Control Point (SCP) is a specific type of Database functionality deployed in a Signaling System 7 (SS7) network that executes service application logic in response to SS7 queries sent to it by a switching system also connected to the SS7 network. Service Management Systems provide operational interfaces to allow for provisioning, administration and maintenance of subscriber data and service application data stored in SCPs.
- 9.5.3 Technical Requirements for SCPs/Databases
- 9.5.3.1 Requirements for SCPs/Databases within this section address storage of information, access to information (e.g. signaling protocols, response times), and administration of information (e.g., provisioning, administration, and maintenance). All SCPs/Databases shall be provided to Xspedius in accordance with the following requirements.
- 9.5.3.2 BellSouth shall provide physical access to SCPs through the SS7 network and protocols with TCAP as the application layer protocol.
- 9.5.3.3 BellSouth shall provide physical interconnection to databases via industry standard interfaces and protocols (e.g. SS7, ISDN and X.25).

9.5.3.4 The reliability of interconnection options shall be consistent with requirements for diversity and survivability.

9.5.4 Database Availability

9.5.4.1 Call processing databases shall have a maximum unscheduled unavailability of 30 minutes per year. Unavailability due to software and hardware upgrades shall be scheduled during minimal usage periods and only be undertaken upon proper notification to providers, which might be impacted. Any downtime associated with the provision of call processing related databases will impact all service providers, including BellSouth, equally.

9.5.4.2 The operational interface provided by BellSouth shall complete Database transactions (i.e., add, modify, delete) for Xspedius customer records stored in BellSouth databases within 3 days, or sooner where BellSouth provisions its own customer records within a shorter interval.

9.6 **Local Number Portability Database**

9.6.1 Definition

9.6.2 The Permanent Number Portability (PNP) database supplies routing numbers for calls involving numbers that have been ported from one local service provider to another. PNP is currently being worked in industry forums. The results of these forums will dictate the industry direction of PNP. BellSouth agrees to provide access to the PNP database at rates, terms and conditions as set forth by BellSouth and in accordance with an effective FCC or Commission directive.

9.7 **SS7 Network Interconnection**

9.7.1 Definition.

9.7.2 SS7 Network Interconnection is the interconnection of Xspedius local Signaling Transfer Point Switches (STP) and Xspedius local or tandem switching systems with BellSouth STPs. This interconnection provides connectivity that enables the exchange of SS7 messages among BellSouth switching systems and databases (DBs), Xspedius local or tandem switching systems, and other third-party switching systems directly connected to the BellSouth SS7 network.

9.7.3 Technical Requirements

9.7.3.1 SS7 Network Interconnection shall provide connectivity to all components of the BellSouth SS7 network. These include:

9.7.3.1.1 BellSouth local or tandem switching systems;

9.7.3.1.2 BellSouth DBs; and

- 9.7.3.1.3 Other third-party local or tandem switching systems.
- 9.7.4 The connectivity provided by SS7 Network Interconnection shall fully support the functions of BellSouth switching systems and DBs and Xspedius or other third-party switching systems with A-link access to the BellSouth SS7 network.
- 9.7.5 If traffic is routed based on dialed or translated digits between a Xspedius local switching system and a BellSouth or other third-party local switching system, either directly or via a BellSouth tandem switching system, then it is a requirement that the BellSouth SS7 network convey via SS7 Network Interconnection the TCAP messages that are necessary to provide Call Management services (Automatic Callback, Automatic Recall, and Screening List Editing) between the Xspedius local STPs and BellSouth or other third-party local switch.
- 9.7.6 When the capability to route messages based on Intermediate Signaling Network Identifier (ISNI) is generally available on BellSouth STPs, the BellSouth SS7 Network shall also convey TCAP messages using SS7 Network Interconnection in similar circumstances where the BellSouth switch routes traffic based on a Carrier Identification Code (CIC).
- 9.7.7 SS7 Network Interconnection shall provide all functions of the MTP as specified in ANSI T1.111. This includes:
- 9.7.7.1 Signaling Data Link functions, as specified in ANSI T1.111.2;
- 9.7.7.2 Signaling Link functions, as specified in ANSI T1.111.3; and
- 9.7.7.3 Signaling Network Management functions, as specified in ANSI T1.111.4.
- 9.7.8 SS7 Network Interconnection shall provide all functions of the SCCP necessary for Class 0 (basic connectionless) service, as specified in ANSI T1.112. In particular, this includes Global Title Translation (GTT) and SCCP Management procedures, as specified in T1.112.4. Where the destination signaling point is a BellSouth switching system or DB, or is another third-party local or tandem switching system directly connected to the BellSouth SS7 network, SS7 Network Interconnection shall include final GTT of messages to the destination and SCCP Subsystem Management of the destination. Where the destination signaling point is a Xspedius local or tandem switching system, SS7 Network Interconnection shall include intermediate GTT of messages to a gateway pair of Xspedius local STPs, and shall not include SCCP Subsystem Management of the destination.
- 9.7.9 SS7 Network Interconnection shall provide all functions of the Integrated Services Digital Network User Part (ISDNUP), as specified in ANSI T1.113.
- 9.7.10 SS7 Network Interconnection shall provide all functions of the TCAP, as specified in ANSI T1.114.

- 9.7.11 If and when Internetwork MTP Routing Verification Test (MRVT) and SCCP Routing Verification Test (SRVT) become approved ANSI standards and available capabilities of BellSouth STPs, SS7 Network Interconnection shall provide these functions of the OMAP.
- 9.7.12 SS7 Network Interconnection shall be equal to or better than the following performance requirements:
- 9.7.12.1 MTP Performance, as specified in ANSI T1.111.6;
- 9.7.12.2 SCCP Performance, as specified in ANSI T1.112.5; and
- 9.7.12.3 ISDNUP Performance, as specified in ANSI T1.113.5.
- 9.7.13 Interface Requirements
- 9.7.13.1 BellSouth shall offer the following SS7 Network Interconnection options to connect Xspedius or Xspedius-designated local or tandem switching systems or STPs to the BellSouth SS7 network:
- 9.7.13.1.1 A-link interface from Xspedius local or tandem switching systems; and
- 9.7.13.1.2 B-link interface from Xspedius STPs.
- 9.7.13.2 The Signaling Point of Interconnection (SPOI) for each link shall be located at a cross-connect element, such as a DSX-1, in the Central Office (CO) where the BellSouth STP is located. There shall be a DS1 or higher rate transport interface at each of the SPOIs. Each signaling link shall appear as a DS0 channel within the DS1 or higher rate interface. BellSouth shall offer higher rate DS1 signaling links for interconnecting Xspedius local switching systems or STPs with BellSouth STPs as soon as these become approved ANSI standards and available capabilities of BellSouth STPs. BellSouth and Xspedius will work jointly to establish mutually acceptable SPOI.
- 9.7.13.3 BellSouth CO shall provide intraoffice diversity between the SPOIs and the BellSouth STP, so that no single failure of intraoffice facilities or equipment shall cause the failure of both B-links in a layer connecting to a BellSouth STP. BellSouth and Xspedius will work jointly to establish mutually acceptable SPOI.
- 9.7.13.4 The protocol interface requirements for SS7 Network Interconnection include the MTP, ISDNUP, SCCP, and TCAP. These protocol interfaces shall conform to the applicable industry standard technical references.
- 9.7.13.5 BellSouth shall set message screening parameters to accept messages from Xspedius local or tandem switching systems destined to any signaling point in the BellSouth SS7 network with which the Xspedius switching system has a legitimate signaling relation.

9.7.13.6 SS7 Network Interconnection shall be equal to or better than all of the requirements for SS7 Network Interconnection set forth in the applicable industry standard technical references.

9.8 Rates

The prices that Xspedius shall pay to BellSouth for Network Elements and Other Services are set forth in Exhibit C to this Attachment. If Xspedius purchases a service(s) from a tariff, all terms and conditions and rates as set forth in such tariff shall apply.

9.9 Operational Support Systems (OSS)

The terms, conditions and rates for OSS are as set forth in Section 2.13 of this Attachment.

10. Operator Call Processing, Inward Operator Services and Directory Assistance Services

10.1 All of the negotiated rates, terms and conditions set forth in this Section pertain to the provision of Operator Call Processing, Inward Operator Services and Directory Assistance Services.

10.2 Operator Systems

10.2.1 Definition. Operator Systems is the Network Element that provides operator and automated call handling and billing, special services, end user telephone listings and optional call completion services. The Operator Systems, Network Element provides two types of functions: Operator Service functions and Directory Assistance Service functions, each of which are described in detail below.

10.3 Operator Service

10.3.1 Definition. Operator Service provides: (1) operator handling for call completion (for example, collect, third number billing, and manual credit card calls), (2) operator or automated assistance for billing after the end user has dialed the called number (for example, credit card calls); and (3) special services including but not limited to Busy Line Verification and Emergency Line Interrupt (ELI), Emergency Agency Call, Operator-assisted Directory Assistance, and Rate Quotes.

10.3.2 Requirements

10.3.2.1 When Xspedius requests BellSouth to provide Operator Services, the following requirements apply:

10.3.2.1.1 BellSouth shall complete 0+ and 0- dialed local calls.

- 10.3.2.1.2 BellSouth shall complete 0+ intraLATA toll calls.
- 10.3.2.1.3 BellSouth shall process calls that are billed to Xspedius end user's calling card that can be validated by BellSouth.
- 10.3.2.1.4 BellSouth shall complete person-to-person calls.
- 10.3.2.1.5 BellSouth shall complete collect calls.
- 10.3.2.1.6 BellSouth shall provide the capability for callers to bill to a third party and complete such calls.
- 10.3.2.1.7 BellSouth shall complete station-to-station calls.
- 10.3.2.1.8 BellSouth shall process emergency calls.
- 10.3.2.1.9 BellSouth shall process Busy Line Verify and Emergency Line Interrupt requests.
- 10.3.2.1.10 BellSouth shall process emergency call trace, as it does for its own end users prior to the Effective Date. Call must originate from a 911 provider.
- 10.3.2.1.11 BellSouth shall process operator-assisted directory assistance calls.
- 10.3.2.1.12 BellSouth shall adhere to equal access requirements, providing Xspedius local end users the same IXC access as provided to BellSouth end users.
- 10.3.2.1.13 BellSouth shall exercise at least the same level of fraudcontrol in providing Operator Service to Xspedius that BellSouth provides for its own operator service.
- 10.3.2.1.14 BellSouth shall perform Billed Number Screening when handling Collect, Person-to-Person, and Billed-to-Third-Party calls.
- 10.3.2.1.15 BellSouth shall direct customer account and other similar inquiries to the customer service center designated by Xspedius.
- 10.3.2.1.16 BellSouth shall provide a feed of customer call records in "EMI" format to Xspedius in accordance with CLEC ODUF standards specified in Attachment 7.

10.3.3 Interface Requirements

- 10.3.3.1 With respect to Operator Services for calls that originate on local switching capability provided by or on behalf of Xspedius, the interface requirements shall conform to the then current established system interface specifications for the platform used to provide Operator Service and the interface shall conform to industry standards.

10.4 **Directory Assistance Service**

- 10.4.1 Definition. Directory Assistance Service provides local end user telephone number listings with the option to complete the call at the caller's direction separate and distinct from local switching.
- 10.4.2 Requirements
- 10.4.3 Directory Assistance Service shall provide up to two listing requests per call. If available and if requested by Xspedius's end user, BellSouth shall provide caller-optional directory assistance call completion service at rates contained in this Attachment to one of the provided listings, equal to that which BellSouth provides its end users. If not available, Xspedius may request such requirement pursuant to the BFR/NBR Process as set forth in General Terms and Conditions.
- 10.4.4 Directory Assistance Service Updates
- 10.4.4.1 BellSouth shall update end user listings changes daily. These changes include
- 10.4.4.1.1 New end user connections: BellSouth will provide service to Xspedius that is equal to the service it provides to itself and its end users;
- 10.4.4.1.2 End user disconnections: BellSouth will provide service to Xspedius that is equal to the service it provides to itself and its end users;and
- 10.4.4.1.3 End user address changes: BellSouth will provide service to Xspedius that is equal to the service it provides to itself and its end users;
- 10.4.4.1.4 These updates shall also be provided for non-listed and non-published numbers for use in emergencies.
- 10.4.5 Branding for Operator Call Processing and Directory Assistance
- 10.4.5.1 The BellSouth Operator Systems Branding Feature provides a definable announcement to Xspedius end users using Directory Assistance (DA)/Operator Call Processing (OCP) prior to placing them in queue or connecting them to an available operator or automated operator system. This feature allows Xspedius to have its calls custom branded with Xspedius's name on whose behalf BellSouth is providing Directory Assistance and/or Operator Call Processing. Rates for Custom Branding, Operator Call Process and Directory Assistance are set forth in this Attachment.
- 10.4.5.2 BellSouth offers four service levels of branding to Xspedius when ordering Directory Assistance and/or Operator Call Processing.
- 10.4.5.2.1 Service Level 1 - BellSouth Branding
- 10.4.5.2.2 Service Level 2 - Unbranded

- 10.4.5.2.3 Service Level 3 - Custom Branding
- 10.4.5.2.4 Service Level 4 - Self Branding (applicable only to Xspedius for Resale or use with an Unbundled Port when routing to an operator service provider other than BellSouth).
- 10.4.6 For Resellers and Use with an Unbundled Port
 - 10.4.6.1 BellSouth Branding is the Default Service Level.
 - 10.4.6.2 Unbranding, Custom Branding, and Self Branding require Xspedius to order selective routing for each originating BellSouth end office identified by Xspedius. Rates for Selective Routing are set forth in this Attachment.
 - 10.4.6.3 Custom Branding and Self Branding require Xspedius to order dedicated trunking from each BellSouth end office identified by Xspedius, to either the BellSouth Traffic Operator Position System (TOPS) or Xspedius Operator Service Provider. Rates for trunks are set forth in applicable BellSouth tariffs.
 - 10.4.6.4 Unbranding - Unbranded Directory Assistance and/or Operator Call Processing calls ride common trunk groups provisioned by BellSouth from those end offices identified by Xspedius to the BellSouth TOPS. These calls are routed to “No Announcement.”
- 10.4.7 For Facilities Based Carriers
 - 10.4.7.1 All Service Levels require Xspedius to order dedicated trunking from their end office(s) point of interface to the BellSouth TOPS Switches. Rates for trunks are set forth in applicable BellSouth tariffs.
 - 10.4.7.2 Customized Branding includes charges for the recording of the branding announcement and the loading of the audio units in each TOPS Switch, Interactive Voice Subsystem (IVS) and Network Applications Vehicle (NAV) equipment for which Xspedius requires service.
- 10.4.8 Directory Assistance customized branding uses:
 - 10.4.8.1 the recording of the name;
 - 10.4.8.2 the front-end loading of the Digital Recorded Announcement Machine (DRAM) in each TOPS switch.
- 10.4.9 Operator Call Processing customized branding uses:
 - 10.4.9.1 the recording of the name;
 - 10.4.9.2 the front-end loading of the DRAM in the TOPS Switch;

- 10.4.9.3 the back-end loading in the audio units in the Automated Alternate Billing System (AABS) in the Interactive Voice Subsystem (IVS);
- 10.4.9.4 the 0- automation loading for the audio units in the Enhanced Billing and Access Service (EBAS) in the Network Applications Vehicle (NAV).
- 10.4.9.5 BellSouth will provide to Xspedius purchasing local BellSouth switching and reselling BellSouth local exchange service, selective routing of calls to a requested directory assistance services platform or operator services platform. Xspedius end users may use the same dialing arrangements as BellSouth end users, but obtain a Xspedius branded service.

10.5 **Directory Assistance Database Service (DADS)**

- 10.5.1 BellSouth shall make its Directory Assistance Database Service (DADS) available solely for the expressed purpose of providing Directory Assistance type services to Xspedius end users. The term “end user” denotes any entity which obtains Directory Assistance type services for its own use from a DADS customer. Directory Assistance type service is defined as Voice Directory Assistance (DA Operator assisted and Electronic Directory Assistance (Data System assisted)). Xspedius agrees that DADS will not be used for any purpose which violates federal or state laws, statutes, regulatory orders or tariffs. Except for the permitted users, Xspedius agrees not to disclose DADS to others and shall provide due care in providing for the security and confidentiality of DADS. Further, Xspedius authorizes the inclusion of Xspedius Directory Assistance listings in the BellSouth Directory Assistance products.
- 10.5.2 BellSouth shall provide Xspedius initially with a base file of subscriber listings which reflect all listing change activity occurring since Xspedius’s most recent update via magnetic tape, and subsequently using electronic connectivity such as Network Data Mover to be developed mutually by Xspedius and BellSouth. Xspedius agrees to assume the costs associated with CONNECT: Direct™ connectivity, which will vary depending upon volume and mileage.
- 10.5.3 BellSouth will require approximately one month after receiving an order to prepare the Base File. BellSouth will provide daily updates which will reflect all listing change activity occurring since CLEC’s most recent update. BellSouth shall provide updates to Xspedius on a Business, Residence, or combined Business and Residence basis. Xspedius agrees that the updates shall be used solely to keep the information current. Delivery of Daily Updates will commence the day after Xspedius receives the Base File.
- 10.5.4 BellSouth is authorized to include Xspedius Directory Assistance Listing Information in its DADS. Any other use by BellSouth of Xspedius Directory Assistance Listing Information is not authorized and with the exception of a

request for DADS, BellSouth shall refer any request for such information to Xspedius.

10.5.5 Rates for DADS are as set forth in this Attachment.

10.6 **Direct Access to Directory Assistance Service**

10.6.1 Direct Access to Directory Assistance Service (DADAS) will provide Xspedius's directory assistance operators with the ability to search all available BellSouth subscriber listings using the Directory Assistance search format. Subscription to DADAS will allow Xspedius to utilize its own switch, operator workstations and optional audio subsystems.

10.6.2 Rates, terms and conditions for provisioning DADAS are as set forth in the FCC tariff No. 1.

10.7 **Automatic Location Identification/Data Management System (ALI/DMS)**

10.7.1 The ALI/DMS Database contains end user information (including name, address, telephone information, and sometimes special information from the local service provider or end user) used to determine to which Public Safety Answering Point (PSAP) to route the call. The ALI/DMS database is used to provide more routing flexibility for E911 calls than Basic 911. BellSouth shall provide the Emergency Services Database in accordance with the following:

10.7.2 Technical Requirements

10.7.2.1 BellSouth shall offer Xspedius a data link to the ALI/DMS database or permit Xspedius to provide its own data link to the ALI/DMS database. BellSouth shall provide error reports from the ALI/DMS database to Xspedius immediately after Xspedius inputs information into the ALI/DMS database. Alternately, Xspedius may utilize BellSouth, to enter end user information into the database on a demand basis, and validate end user information on a demand basis.

10.7.2.2 The ALI/DMS database shall contain the following end user information:

10.7.2.2.1 Name;

10.7.2.2.2 Address;

10.7.2.2.3 Telephone number; and

10.7.2.2.4 Other information as appropriate (e.g., whether an end user is blind or deaf or has another disability).

10.7.2.3 When BellSouth is responsible for administering the ALI/DMS database in its entirety, ported number NXXs entries for the ported numbers should be

maintained unless Xspedius requests otherwise and shall be updated if Xspedius requests, provided Xspedius supplies BellSouth with the updates.

10.7.2.4 When Remote Call Forwarding (RCF) is used to provide number portability to the local end user and a remark or other appropriate field information is available in the database, the shadow or “forwarded-to” number and an indication that the number is ported shall be added to the customer record.

10.7.2.5 If BellSouth is responsible for configuring PSAP features (for cases when the PSAP or BellSouth supports an ISDN interface) it shall ensure that CLASS Automatic Recall (Call Return) is not used to call back to the ported number. Although BellSouth currently does not have ISDN interface, BellSouth agrees to comply with this requirement once ISDN interfaces are in place.

10.7.3 Interface Requirements

The interface between the E911 Switch or Tandem and the ALI/DMS database for Xspedius end users shall meet industry standards.

10.8 Rates

The prices that Xspedius shall pay to BellSouth for Network Elements and Other Services are set forth in Exhibit C to this Attachment. If Xspedius purchases a service(s) from a tariff, all terms and conditions and rates as set forth in such tariff shall apply.

10.9 Operational Support Systems (OSS)

The terms, conditions and rates for OSS are as set forth in Section 2.13 of this Attachment.

11. Calling Name (CNAM) Database Service

11.1 All of the negotiated rates, terms and conditions set forth in this Section pertain to the provision of CNAM.

11.2 The Agreement for CNAM with standard pricing is included as Exhibit B to this Attachment. Xspedius must provide to its account manager a written request with a requested activation date to activate this service. If Xspedius is interested in requesting CNAM with volume and term pricing, Xspedius must contact its account manager to request a separate CNAM volume and term Agreement.

11.3 SCPs/Databases shall be equal to or better than all of the requirements for SCPs/Databases set forth in the applicable industry standard technical references.

11.4 Service Creation Environment and Service Management System (SCE/SMS) Advanced Intelligent Network (AIN) Access

- 11.4.1 BellSouth's Service Creation Environment and Service Management System (SCE/SMS) Advanced Intelligent Network (AIN) Access shall provide Xspedius the capability that will allow Xspedius and other third parties to create service applications in a BellSouth SCE and deploy those applications in a BellSouth SMS to a BellSouth SCP. The third party service applications interact with AIN triggers provisioned on a BellSouth SSP.
- 11.4.2 BellSouth's SCE/SMS AIN Access shall provide access to SCE hardware, software, testing and technical support (e.g., help desk, system administrator) resources available to Xspedius. Scheduling procedures shall provide Xspedius equivalent priority to these resources.
- 11.4.2 BellSouth SCP shall partition and protect Xspedius service logic and data from unauthorized access, execution or other types of compromise.
- 11.4.3 When Xspedius selects SCE/SMS AIN Access, BellSouth shall provide training, documentation, and technical support to enable Xspedius to use BellSouth's SCE/SMS AIN Access to create and administer applications. Training, documentation, and technical support will address use of SCE and SMS access and administrative functions, but will not include support for the creation of a specific service application.
- 11.4.4 When Xspedius selects SCE/SMS AIN Access, BellSouth shall provide for a secure, controlled access environment in association with its internal use of AIN components. Xspedius access will be provided via remote data connection (e.g., dial-in, ISDN).
- 11.4.5 When Xspedius selects SCE/SMS AIN Access, BellSouth shall allow Xspedius to download data forms and/or tables to BellSouth SCP via BellSouth SMS without intervention from BellSouth (e.g., service customization and end user subscription).

11.5 **Rates**

The prices that Xspedius shall pay to BellSouth for Network Elements and Other Services are set forth in Exhibit C to this Attachment. If Xspedius purchases a service(s) from a tariff, all terms and conditions and rates as set forth in such tariff shall apply.

11.6 **Operational Support Systems (OSS)**

The terms, conditions and rates for OSS are as set forth in Section 2.13 of this Attachment.

12. **Basic 911 and E911**

12.1 All of the negotiated terms and conditions set forth in this Section pertain to the provision of Basic 911 and E911.

12.2 If Xspedius orders network elements and other services, then Xspedius is also responsible for providing E911 to its end users. BellSouth agrees to offer access to the 911/E911 network pursuant to the following terms and conditions set forth in this Attachment.

12.3 Definition

12.4 Basic 911 and E911 is an additional requirement that provides a caller access to the applicable emergency service bureau by dialing a 3-digit universal telephone number (911).

12.5 Requirements

12.5.1 Basic 911 Service Provisioning. For Basic 911 service, BellSouth will provide to Xspedius a list consisting of each municipality that subscribes to Basic 911 service. The list will also provide, if known, the E911 conversion date for each municipality and, for network routing purposes, a ten-digit directory number representing the appropriate emergency answering position for each municipality subscribing to 911. Xspedius will be required to arrange to accept 911 calls from its end users in municipalities that subscribe to Basic 911 service and translate the 911 call to the appropriate 10-digit directory number as stated on the list provided by BellSouth. Xspedius will be required to route that call to BellSouth at the appropriate tandem or end office. When a municipality converts to E911 service, Xspedius will be required to discontinue the Basic 911 procedures and being using E911 procedures.

12.5.2 E911 Service Provisioning. For E911 service, Xspedius will be required to install a minimum of two dedicated trunks originating from the Xspedius serving wire center and terminating to the appropriate E911 tandem. The dedicated trunks shall be, at a minimum, DS-0 level trunks configured either as a 2-wire analog interface or as part of a digital (1.544 Mb/s) interface. Either configuration shall use CAMA-type signaling with multifrequency (“MF”) pulsing that will deliver automatic number identification (“ANI”) with the voice portion of the call. If the user interface is digital, MF pulses, as well as other AC signals, shall be encoded per the u-255 Law convention. Xspedius will be required to provide BellSouth daily updates to the E911 database. Xspedius will be required to forward 911 calls to the appropriate E911 tandem, along with ANI, based upon the current E911 end office to tandem homing arrangement as provided by BellSouth. If the E911 tandem trunks are not available, Xspedius will be required to route the call to a designated 7-digit local number residing in the appropriate Public Service Answering Point (“PSAP”). This call will be transported over BellSouth’s interoffice network and will not carry the ANI of the calling party. Xspedius shall be responsible for providing BellSouth with complete and accurate data for

submission to the 911/E911 database for the purpose of providing 911/E911 to its end users.

- 12.5.3 Rates. Charges for 911/E911 service are borne by the municipality purchasing the service. BellSouth will impose no charge on Xspedius beyond applicable charges for BellSouth trunking arrangements.
- 12.5.4 Basic 911 and E911 functions provided to Xspedius shall be at least at parity with the support and services that BellSouth provides to its end users for such similar functionality.
- 12.5.5 Detailed Practices and Procedures. The detailed practices and procedures contained in the E911 Local Exchange Carrier Guide For Facility-Based Providers as amended from time to time during the term of this Agreement will determine the appropriate practices and procedures for BellSouth and Xspedius to follow in providing 911/E911 services.

13. True-Up

This section applies only to Tennessee and other rates that are interim or expressly subject to true-up under this attachment.

- 13.1 The interim prices for Network Elements and Other Services and Local Interconnection shall be subject to true-up according to the following procedures:
- 13.2 The interim prices shall be trued-up, either up or down, based on final prices determined either by further agreement between the Parties, or by a final order (including any appeals) of the Commission which final order meets the criteria of (3) below. The Parties shall implement the true-up by comparing the actual volumes and demand for each item, together with interim prices for each item, with the final prices determined for each item. Each Party shall keep its own records upon which the true-up can be based, and any final payment from one Party to the other shall be in an amount agreed upon by the Parties based on such records. In the event of any disagreement as between the records or the Parties regarding the amount of such true-up, the Parties agree that the body having jurisdiction over the matter shall be called upon to resolve such differences, or the Parties may mutually agree to submit the matter to the Dispute Resolution process in accordance with the provisions of Section 12 of the General Terms and Conditions and Attachment 1 of the Agreement.
- 13.3 The Parties may continue to negotiate toward final prices, but in the event that no such Agreement is reached within nine (9) months, either Party may petition the Commission to resolve such disputes and to determine final prices for each item. Alternatively, upon mutual agreement, the Parties may submit the matter to the Dispute Resolution Process set forth in Section 12 of the General Terms and Conditions and Attachment 1 of the Agreement, so long as they file the resulting

Agreement with the Commission as a “negotiated Agreement” under Section 252(e) of the Act.

- (a) 13.4 An effective order of the Commission that forms the basis of a true-up shall be based upon cost studies submitted by either or both Parties to the Commission and shall be binding upon BellSouth and Xspedius specifically or upon all carriers generally, such as a generic cost proceeding.

EXHIBIT A**LINE INFORMATION DATA BASE (LIDB)****STORAGE AGREEMENT****I. SCOPE**

- A. This Agreement sets forth the terms and conditions pursuant to which BellSouth agrees to store in its LIDB certain information at the request of Xspedius and pursuant to which BellSouth, its LIDB customers and Xspedius shall have access to such information. Xspedius understands that BellSouth provides access to information in its LIDB to various telecommunications service providers pursuant to applicable tariffs and agrees that information stored at the request of Xspedius, pursuant to this Agreement, shall be available to those telecommunications service providers. The terms and conditions contained herein shall hereby be made a part of this Interconnection Agreement upon notice to Xspedius's account team to activate this LIDB Storage Agreement. The General Terms and Conditions of the Interconnection/Resale Agreement shall govern this LIDB Storage Agreement. The terms and conditions contained in the attached Addendum is hereby made a part of this LIDB Storage Agreement as if fully incorporated herein.
- B. LIDB is accessed for the following purposes:
1. Billed Number Screening
 2. Calling Card Validation
 3. Fraud Control
- C. BellSouth will provide seven days per week, 24-hours per day, fraud monitoring on Calling Cards, bill-to-third and collect calls made to numbers in BellSouth's LIDB, provided that such information is included in the LIDB query. BellSouth will establish fraud alert thresholds and will notify Xspedius of fraud alerts so that Xspedius may take action it deems appropriate. Xspedius understands and agrees BellSouth will administer all data stored in the LIDB, including the data provided by Xspedius pursuant to this Agreement, in the same manner as BellSouth's data for BellSouth's end user customers. BellSouth shall not be responsible to Xspedius for any lost revenue which may result from BellSouth's administration of the LIDB pursuant to its established practices and procedures as they exist and as they may be changed by BellSouth in its sole discretion from time to time.

Xspedius understands that BellSouth currently has in effect numerous billing and collection agreements with various interexchange carriers and billing clearinghouses. Xspedius further understands that these billing and collection customers of BellSouth query BellSouth's LIDB to determine whether to accept various billing options from end users. Additionally, Xspedius understands that presently BellSouth has no method to differentiate between BellSouth's own billing and line data in the LIDB and such data which it includes in the LIDB on Xspedius's behalf pursuant to this Agreement. Therefore, until such time as BellSouth can and does implement in its LIDB and its supporting systems the means to differentiate Xspedius's data from BellSouth's data and the Parties to this Agreement execute appropriate amendments hereto, the following terms and conditions shall apply:

- (a) Xspedius agrees that it will accept responsibility for telecommunications services billed by BellSouth for its billing and collection customers for Xspedius's end user accounts which are resident in LIDB pursuant to this Agreement. Xspedius authorizes BellSouth to place such charges on Xspedius's bill from BellSouth and agrees that it shall pay all such charges. Charges for which Xspedius hereby takes responsibility include, but are not limited to, collect and third number calls.
- (b) Charges for such services shall appear on a separate BellSouth bill page identified with the name of the entity for which BellSouth is billing the charge.
- (c) Xspedius shall have the responsibility to render a billing statement to its end users for these charges, but Xspedius's obligation to pay BellSouth for the charges billed shall be independent of whether Xspedius is able or not to collect from Xspedius's end users.
- (d) BellSouth shall not become involved in any disputes between Xspedius and the entities for which BellSouth performs billing and collection. BellSouth will not issue adjustments for charges billed on behalf of an entity to Xspedius. It shall be the responsibility of Xspedius and the other entity to negotiate and arrange for any appropriate adjustments.

II. FEES FOR SERVICE AND TAXES

- A. Xspedius will not be charged a fee for storage services provided by BellSouth to Xspedius, as described in Section I of this Agreement.
- B. Sales, use and all other taxes (excluding taxes on BellSouth's income) determined by BellSouth or any taxing authority to be due to any federal, state or local taxing jurisdiction with respect to the provision of the service set forth herein will be paid by

Xspedius in accordance with the tax provisions set forth in the General Terms and Conditions of this Agreement.

III. MISCELLANEOUS

- A. It is understood and agreed to by the Parties that BellSouth may provide similar services to other companies.
- B. All terms, conditions and operations under this Agreement shall be performed in accordance with, and subject to, all applicable local, state or federal legal and regulatory tariffs, rulings, and other requirements of the federal courts, the U. S. Department of Justice and state and federal regulatory agencies. Nothing in this Agreement shall be construed to cause either Party to violate any such legal or regulatory requirement and either Party's obligation to perform shall be subject to all such requirements.
- C. This LIDB Storage Agreement constitutes the entire Agreement between Xspedius and BellSouth with respect to the subject matter hereof and supersedes all prior Agreements or contracts, oral or written representations, statements, negotiations, understandings, proposals and undertakings with respect to LIDB Storage.

**FACILITIES BASED ADDENDUM
TO LINE INFORMATION DATA BASE (LIDB)
STORAGE AGREEMENT**

This is a Facilities Based Addendum to the Line Information Data Base Storage Agreement dated _____, between BellSouth Telecommunications, Inc. (“BellSouth”), and _____ (“Xspedius”), effective the _____ day of _____, _____.

I. GENERAL

This Addendum sets forth the terms and conditions for Xspedius’s provision of billing number information to BellSouth for inclusion in BellSouth’s LIDB. BellSouth will store in its LIDB the billing number information provided by Xspedius, and BellSouth will provide responses to on-line, call-by-call queries to this information for purposes specified in Section I.B. of the Agreement.

II. DEFINITIONS

- A. Billing number - a number that Xspedius creates for the purpose of identifying an account liable for charges. This number may be a line or a special billing number.
- B. Line number - a ten digit number that identifies a telephone line administered by Xspedius.
- C. Special billing number - a ten-digit number that identifies a billing account established by Xspedius.
- D. Calling Card number - a billing number plus PIN number.
- E. PIN number - a four-digit security code assigned by Xspedius which is added to a billing number to compose a fourteen-digit calling card number.
- F. Toll billing exception indicator - associated with a billing number to indicate that it is considered invalid for billing of collect calls or third number calls or both, by Xspedius.

- G. Billed Number Screening - refers to the activity of determining whether a toll billing exception indicator is present for a particular billing number.
- H. Calling Card Validation - refers to the activity of determining whether a particular calling card number exists as stated or otherwise provided by a caller.
- I. Billing number information - information about billing number, Calling Card number and toll billing exception indicator provided to BellSouth by Xspedius.

III. RESPONSIBILITIES OF PARTIES

- A. Xspedius will provide its billing number information to BellSouth's LIDB each business day by a method that has been mutually agreed upon by both Parties.
- B. BellSouth will store in its LIDB the billing number information provided by Xspedius. Under normal operating conditions, BellSouth shall include Xspedius's billing number information in its LIDB no later than two business days following BellSouth's receipt of such billing number information, provided that BellSouth shall not be held responsible for any delay or failure in performance to the extent such delay or failure is caused by circumstances or conditions beyond BellSouth's reasonable control. BellSouth will store in its LIDB an unlimited volume of Xspedius's working telephone numbers.
- C. BellSouth will provide responses to on-line, all-by-call queries to the stored information for the specific purposes listed in the next paragraph.
- D. BellSouth is authorized to use the billing number information provided by Xspedius to perform the following functions for authorized users on an on-line basis:
 - 1. Validate a 14 digit Calling Card number where the first 10 digits are a line number or special billing number assigned by Xspedius, and where the last four digits (PIN) are a security code assigned by Xspedius.
 - 2. Determine whether Xspedius or the subscriber has identified the billing number as one which should not be billed for collect or third number calls, or both.
- E. Xspedius will provide its own billing number information to BellSouth for storage and to be used for Billed Number Screening and Calling Card Validation. Xspedius will arrange and pay for transport of updates to BellSouth.

IV. COMPLIANCE

Unless expressly authorized in writing by Xspedius, all billing number information provided pursuant to this Addendum shall be used for no purposes other than those set forth in this Addendum.

EXHIBIT B**CALLING NAME DELIVERY (CNAM) DATABASE SERVICES****1. Definitions**

For the purpose of this Attachment, the following terms shall be defined as:

CALLING NAME DELIVERY DATABASE SERVICE (CNAM) - The ability to associate a name with the calling party number, allowing the end user subscriber (to which a call is being terminated) to view the calling party's name before the call is answered. This service also provides Xspedius the opportunity to load and store its subscriber names in the BellSouth CNAM SCPs.

CALLING PARTY NUMBER (CPN) - The number of the calling party that is delivered to the terminating switch using common channel signaling system 7 (CCS7) technology, and that is contained in the Initial Address Message (IAM) portion of the CCS7 call setup.

COMMON CHANNEL SIGNALING SYSTEM 7 (CCS7) - A network signaling technology in which all signaling information between two or more nodes is transmitted over high-speed data links, rather than over voice circuits.

SERVICE CONTROL POINTs (SCPs) - The real-time data base systems that contain the names to be provided in response to queries received from CNAM SSPs.

SERVICE MANAGEMENT SYSTEM (SMS) - The main operations support system of CNAM DATABASE SERVICE. CNAM records are loaded into the SMS, which in turn downloads into the CNAM SCP.

SERVICE SWITCHING POINTs (SSPs) - Features of computerized switches in the telephone network that determine that a terminating line has subscribed to CNAM service, and then communicate with CNAM SCPs in order to provide the name associated with the calling party number.

SUBSYSTEM NUMBER (SSN) - The address used in the Signaling Connection Control Part (SCCP) layer of the SS7 protocol to designate an application at an end signaling point. A SSN for CNAM at the end office designates the CNAM application within the end office. BellSouth uses the CNAM SSN of 232.

2. Attachment

2.1 This Attachment contains the terms and conditions where BellSouth will provide to Xspedius access to the BellSouth CNAM SCP for query or record storage purposes.

2.2 Xspedius shall submit to BellSouth a notice of its intent to access and utilize BellSouth CNAM Database Services pursuant to the terms and conditions of this Attachment. Said notice shall be in writing, no less than 60 days prior to Xspedius's access to

BellSouth's CNAM Database Services and shall be addressed to Xspedius's Account Manager.

3. Physical Connection and Compensation

3.1 BellSouth's provision of CNAM Database Services to Xspedius requires interconnection from Xspedius to BellSouth CNAM Service Control Points (SCPs). Such interconnections shall be established pursuant to Attachment 3 of this Agreement. The appropriate charge for access to and use of the BellSouth CNAM Database service shall be as set forth in this Attachment.

3.2 In order to formulate a CNAM query to be sent to the BellSouth CNAM SCP, Xspedius shall provide its own CNAM SSP. Xspedius's CNAM SSPs must be compliant with TR-NWT-001188, "CLASS Calling Name Delivery Generic Requirements".

3.3 If Xspedius elects to access the BellSouth CNAM SCP via a third party CCS7 transport provider, the third party CCS7 provider shall interconnect with the BellSouth CCS7 network according to BellSouth's Common Channel Signaling Interconnection Guidelines and Telcordia (formerly BellCore)'s CCS Network Interface Specification document, TR-TSV-000905. In addition, the third party provider shall establish CCS7 interconnection at the BellSouth Local Signal Transfer Points (LSTPs) serving the BellSouth CNAM SCPs that Xspedius desires to query.

3.4 Out-Of-Region Customers

If the customer queries the BellSouth CNAM SCP via a third party national SS7 transport provider, the third party SS7 provider shall interconnect with the BellSouth CCS7 network according to BellSouth's Common Channel Signaling Interconnection Guidelines and Telcordia's (formerly BellCore's) CCS Network Interface Specification document, TR-TSV-000905. In addition, the third party provider shall establish SS7 interconnection at one or more of the BellSouth Gateway Signal Transfer Points (STPs). The payment of all costs associated with the transport of SS7 signals via a third party will be established by mutual agreement of the Parties in writing and shall, by this reference become an integral part of this Agreement.

4. CNAM Record Initial Load and Updates

4.1 The mechanism to be used by Xspedius for initial CNAM record load and/or updates shall be determined by mutual agreement. The initial load and all updates shall be provided by Xspedius in the BellSouth specified format and shall contain records for every working telephone number that can originate phone calls. It is the responsibility of Xspedius to provide accurate information to BellSouth on a current basis.

4.2 Updates to the SMS shall occur no less than once a week, reflect service order activity affecting either name or telephone number, and involve only record additions, deletions or changes.

- 4.3 Xpedius CNAM records provided for storage in the BellSouth CNAM SCP shall be available, on a SCP query basis only, to all Parties querying the BellSouth CNAM SCP. Further, CNAM service shall be provided by each Party consistent with state and/or federal regulation.

BELLSOUTH/Xspedius RATES
NETWORK ELEMENTS
AND OTHER SERVICES

DESCRIPTION	USOC	RATES BY STATE										
		AL	FL	GA	KY	LA	MS	NC	SC	TN		
NIDs												
NID to NID Cross Connect, 2-Wire or 4-Wire, NRC	UNDC2	\$11.63	\$6.15	NA	\$11.79	\$11.72	NA	\$11.68	NA	NA	NA	
NID to NID Cross Connect, 2-Wire or 4-Wire, NRC	UNDC4	\$11.63	\$6.15	NA	\$11.79	\$11.72	NA	\$11.68	NA	NA	NA	
NID, 1-2 lines, per month	UND12	NA	NA	NA	NA	NA	NA	NA	NA	NA	NA	
NRC - 1st	UND12	TBD	\$94.50	TBD	\$94.56	\$93.90	TBD	TBD	TBD	TBD	TBD	
NRC - Add'l	UND12	TBD	\$57.22	TBD	\$57.28	\$56.67	TBD	TBD	TBD	TBD	TBD	
NRC - Disconnect Charge - 1st	UND12	TBD	NA	TBD	NA	NA	TBD	TBD	TBD	TBD	TBD	
NRC - Disconnect Charge - Add'l	UND12	TBD	NA	TBD	NA	NA	TBD	TBD	TBD	TBD	TBD	
NRC - Service Order submitted Electronically, per LSR	SOMEc	\$3.50	\$2.75	NA	\$3.50	\$3.50	NA	\$3.50	NA	NA	TBD	
NRC - Service Order submitted Electronically, per LSR - Disconnect	SOMEc	NA	\$0.42	NA	NA	NA	NA	NA	NA	NA	TBD	
NRC - Service Order submitted Manually, per LSR	SOMAN	NA	\$21.56	NA	\$29.24	NA	NA	NA	NA	NA	TBD	
NRC - Service Order submitted Manually, per LSR, Disconnect	SOMAN	NA	\$3.84	NA	\$3.94	NA	NA	NA	NA	NA	TBD	
NRC - Incremental Charge - Manual Service Order - 1st	SOMAN	TBD	NA	TBD	NA	NA	TBD	TBD	TBD	TBD	TBD	
NRC - Incremental Charge - Manual Service Order - Add'l	SOMAN	TBD	NA	TBD	NA	NA	TBD	TBD	TBD	TBD	TBD	
NRC - Incremental Charge - Manual Service Order - Disconnect	SOMAN	TBD	NA	TBD	NA	NA	TBD	TBD	TBD	TBD	TBD	
NID, 1-6 lines, per month	UND16	NA	NA	NA	NA	NA	NA	NA	NA	NA	NA	
NRC - 1st	UND16	TBD	\$136.75	TBD	\$136.91	\$135.29	TBD	TBD	TBD	TBD	TBD	
NRC - Add'l	UND16	TBD	\$99.47	TBD	\$99.63	\$98.07	TBD	TBD	TBD	TBD	TBD	
NRC - Disconnect Charge - 1st	UND16	TBD	NA	TBD	NA	NA	TBD	TBD	TBD	TBD	TBD	
NRC - Disconnect Charge - Add'l	UND16	TBD	NA	TBD	NA	NA	TBD	TBD	TBD	TBD	TBD	
NRC - Service Order submitted Electronically, per LSR	SOMEc	\$3.50	\$2.75	NA	\$3.50	\$3.50	NA	\$3.50	NA	NA	TBD	
NRC - Service Order submitted Electronically, per LSR - Disconnect	SOMEc	NA	\$0.42	NA	NA	NA	NA	NA	NA	NA	TBD	
NRC - Service Order submitted Manually, per LSR	SOMAN	NA	\$21.56	NA	\$29.24	NA	NA	NA	NA	NA	TBD	
NRC - Service Order submitted Manually, per LSR, Disconnect	SOMAN	NA	\$3.84	NA	\$3.94	NA	NA	NA	NA	NA	TBD	
NRC - Incremental Charge - Manual Service Order - 1st	SOMAN	TBD	\$21.56	TBD	NA	NA	TBD	TBD	TBD	TBD	TBD	
NRC - Incremental Charge - Manual Service Order - Add'l	SOMAN	TBD	NA	TBD	NA	NA	TBD	TBD	TBD	TBD	TBD	
NRC - Incremental Charge - Manual Service Order - Disconnect	SOMAN	TBD	\$3.84	TBD	NA	NA	TBD	TBD	TBD	TBD	TBD	
Nonrecurring Charge - customer transfer, feature additions, changes (1)		\$5.00	NA	NA	NA	NA	\$5.00	NA	NA	NA	NA	
LOOP, EXCLUDING NID												
2-Wire Analog VG Loop (Standard), per month		NA	NA	NA	\$18.20	NA	NA	NA	NA	NA	NA	
NRC - 1st		NA	NA	NA	\$86.08	NA	NA	NA	NA	NA	NA	
NRC - Add'l		NA	NA	NA	\$58.57	NA	NA	NA	NA	NA	NA	
2-Wire Analog VG Loop (Customized), per month		NA	NA	NA	\$21.41	NA	NA	NA	NA	NA	NA	
NRC - 1st		NA	NA	NA	\$236.75	NA	NA	NA	NA	NA	NA	
NRC - Add'l		NA	NA	NA	\$177.10	NA	NA	NA	NA	NA	NA	
4-Wire Analog VG Loop (Standard), per month		NA	NA	NA	\$26.38	NA	NA	NA	NA	NA	NA	
NRC - 1st		NA	NA	NA	\$457.14	NA	NA	NA	NA	NA	NA	
NRC - Add'l		NA	NA	NA	\$348.83	NA	NA	NA	NA	NA	NA	
2-Wire ISDN Digital Grade Loop (Standard), per month		NA	NA	NA	\$29.65	NA	NA	NA	NA	NA	NA	
NRC - 1st		NA	NA	NA	\$541.28	NA	NA	NA	NA	NA	NA	
NRC - Add'l		NA	NA	NA	\$431.61	NA	NA	NA	NA	NA	NA	
2-Wire ADSL Loop (Standard), per month		NA	NA	NA	\$10.63	NA	NA	NA	NA	NA	NA	
NRC - 1st		NA	NA	NA	\$713.50	NA	NA	NA	NA	NA	NA	
NRC - Add'l		NA	NA	NA	\$609.44	NA	NA	NA	NA	NA	NA	
2-Wire HDSL Loop (Standard), per month		NA	NA	NA	\$7.40	NA	NA	NA	NA	NA	NA	
NRC - 1st		NA	NA	NA	\$713.50	NA	NA	NA	NA	NA	NA	
NRC - Add'l		NA	NA	NA	\$609.44	NA	NA	NA	NA	NA	NA	
4-Wire HDSL Loop (Standard), per month		NA	NA	NA	\$9.70	NA	NA	NA	NA	NA	NA	
NRC - 1st		NA	NA	NA	\$748.93	NA	NA	NA	NA	NA	NA	
NRC - Add'l		NA	NA	NA	\$646.17	NA	NA	NA	NA	NA	NA	
LOOP, INCLUDING NID												

BELLSOUTH/Xpedius RATES
NETWORK ELEMENTS
AND OTHER SERVICES

2-Wire Analog VG Loop-SL1												
	RC - Statewide, per month	UEAL2	NA	NA	NA	NA	NA	NA	NA	\$15.88	NA	NA
	RC - Zone 1, per month (Note 2)	UEAL2	\$15.24	\$13.75	\$14.21	\$14.79	\$14.96	\$15.58	TBD	\$18.48	\$15.92	
	RC - Zone 2, per month (Note 2)	UEAL2	\$24.75	\$20.13	\$16.41	\$27.68	\$25.69	\$20.65	TBD	\$27.87	\$20.79	
	RC - Zone 3, per month (Note 2)	UEAL2	\$44.85	\$44.40	\$26.08	\$47.78	\$52.47	\$29.51	TBD	\$36.91	\$27.18	
	RC - Zone 4, per month (Note 2)	UEAL2	NA	NA	NA	NA	NA	\$38.94	NA	NA	NA	
	NRC - 1st	UEAL2	\$59.03	\$83.20	\$42.54	\$86.08	\$40.69	\$59.25	\$57.99	\$70.44	\$78.93	
	NRC - Add'l	UEAL2	\$43.14	\$35.12	\$31.33	\$58.57	\$29.96	\$43.67	\$42.37	\$44.05	\$50.98	
	NRC - Disconnect Charge - 1st	UEAL2	\$15.21	\$55.97	NA	NA	\$11.48	\$16.35	NA	NA	NA	
	NRC - Disconnect Charge - Add'l	UEAL2	\$3.22	\$10.35	NA	NA	\$3.36	\$4.06	NA	NA	NA	
	NRC - Service Order submitted Electronically, per LSR	SOMEK	\$3.50	\$2.75	\$3.50	\$3.50	\$3.50	\$3.50	\$3.50	\$3.50	\$3.50	
	NRC - Service Order submitted Electronically, per LSR - Disconnect	SOMEK	NA	\$0.42	NA	NA	NA	NA	NA	NA	TBD	
	NRC - Service Order submitted Manually, per LSR	SOMAN	NA	\$21.56	NA	\$29.24	NA	NA	NA	NA	\$19.99	
	NRC - Service Order submitted Manually, per LSR, Disconnect	SOMAN	NA	\$3.84	NA	\$3.94	NA	NA	NA	NA	TBD	
	NRC - Incremental Charge - Manual Service Order - 1st	SOMAN	\$27.37	NA	\$18.94	NA	\$18.14	\$25.52	\$26.94	\$44.22	NA	
	NRC - Incremental Charge - Manual Service Order - Add'l	SOMAN	\$12.97	NA	\$8.42	NA	\$8.06	\$11.34	\$12.76	\$13.55	NA	
	NRC - Incremental Charge - Manual Service Order - Disconnect	SOMAN	\$17.77	NA	NA	NA	\$11.41	\$16.06	NA	NA	NA	
	NRC - Loop Make-Up	UEANM	TBD	TBD	TBD	TBD	TBD	TBD	TBD	TBD	TBD	
2-Wire Analog VG Loop-SL2 w/loop or ground start signaling												
	RC - Statewide, per month	UEAL2	NA	NA	NA	NA	NA	NA	NA	\$19.50	NA	NA
	RC - Zone 1, per month (Note 2)	UEAL2	\$17.95	\$18.48	\$16.84	\$17.27	\$17.65	\$18.35	TBD	\$21.57	\$15.92	
	RC - Zone 2, per month (Note 2)	UEAL2	\$29.16	\$22.43	\$19.45	\$32.32	\$30.32	\$24.33	TBD	\$32.53	\$20.79	
	RC - Zone 3, per month (Note 2)	UEAL2	\$52.84	\$27.87	\$30.92	\$55.78	\$61.93	\$34.77	TBD	\$43.08	\$27.18	
	RC - Zone 4, per month (Note 2)	UEAL2	NA	NA	NA	NA	NA	\$45.88	NA	NA	NA	
	NRC - 1st	UEAL2	\$145.46	\$218.96	\$104.17	\$236.75	\$99.69	\$144.01	\$142.97	\$178.12	\$192.97	
	NRC - Add'l	UEAL2	\$108.40	\$136.44	\$78.10	\$177.10	\$74.73	\$107.70	\$106.56	\$128.80	\$140.72	
	NRC - Disconnect Charge - 1st	UEAL2	\$40.31	\$113.41	NA	NA	\$28.73	\$40.98	NA	NA	NA	
	NRC - Disconnect Charge - Add'l	UEAL2	\$26.01	\$20.58	NA	NA	\$18.87	\$26.95	NA	NA	NA	
	NRC - Service Order submitted Electronically, per LSR	SOMEK	\$3.50	\$2.75	\$3.50	\$3.50	\$3.50	\$3.50	\$3.50	\$3.50	\$3.50	
	NRC - Service Order submitted Electronically, per LSR - Disconnect	SOMEK	NA	\$0.42	NA	NA	NA	NA	NA	NA	TBD	
	NRC - Service Order submitted Manually, per LSR	SOMAN	NA	\$21.56	NA	\$29.24	NA	NA	NA	NA	\$19.99	
	NRC - Service Order submitted Manually, per LSR, Disconnect	SOMAN	NA	\$3.84	NA	\$3.94	NA	NA	NA	NA	TBD	
	NRC - Incremental Charge - Manual Service Order - 1st	SOMAN	\$27.37	NA	\$18.94	NA	\$18.14	\$25.52	\$26.94	\$44.42	NA	
	NRC - Incremental Charge - Manual Service Order - Add'l	SOMAN	\$12.97	NA	\$8.42	NA	\$8.06	\$11.34	\$12.76	\$13.55	NA	
	NRC - Incremental Charge - Manual Service Order - Disconnect	SOMAN	\$17.77	NA	NA	NA	\$11.41	\$26.95	NA	NA	NA	
	NRC - Incremental Charge - Order Coordination - Time Specific (per LSR)	OCOSL	\$45.99	\$36.18	\$34.22	\$36.18	\$32.77	\$45.27	\$45.34	\$45.43	\$55.00	
2-Wire Analog VG Loop-SL2 w/ reverse battery signaling												
	RC - Statewide, per month	UEAR2	NA	NA	NA	NA	NA	NA	NA	\$19.50	NA	NA
	RC - Zone 1, per month (Note 2)	UEAR2	\$17.95	\$18.48	\$16.84	\$17.27	\$17.65	\$18.35	TBD	\$21.57	\$15.92	
	RC - Zone 2, per month (Note 2)	UEAR2	\$29.16	\$22.43	\$19.45	\$32.32	\$30.32	\$24.33	TBD	\$32.53	\$20.79	
	RC - Zone 3, per month (Note 2)	UEAR2	\$52.84	\$27.87	\$30.92	\$55.78	\$61.93	\$34.77	TBD	\$43.08	\$27.18	
	RC - Zone 4, per month (Note 2)	UEAR2	NA	NA	NA	NA	NA	\$45.88	NA	NA	NA	
	NRC - 1st	UEAR2	\$145.46	\$218.96	\$104.17	\$236.75	\$99.69	\$144.01	\$142.97	\$178.12	\$192.97	
	NRC - Add'l	UEAR2	\$108.40	\$136.44	\$78.10	\$177.10	\$74.73	\$107.70	\$106.56	\$128.80	\$140.72	
	NRC - Disconnect Charge - 1st	UEAR2	\$40.31	\$113.41	NA	NA	\$28.73	\$40.98	NA	NA	NA	
	NRC - Disconnect Charge - Add'l	UEAR2	\$26.01	\$20.58	NA	NA	\$18.87	\$26.95	NA	NA	NA	
	NRC - Service Order submitted Electronically, per LSR	SOMEK	\$3.50	\$2.75	\$3.50	\$3.50	\$3.50	\$3.50	\$3.50	\$3.50	\$3.50	
	NRC - Service Order submitted Electronically, per LSR - Disconnect	SOMEK	NA	\$0.42	NA	NA	NA	NA	NA	NA	TBD	
	NRC - Service Order submitted Manually, per LSR	SOMAN	NA	\$21.56	NA	\$29.24	NA	NA	NA	NA	\$19.99	
	NRC - Service Order submitted Manually, per LSR, Disconnect	SOMAN	NA	\$3.84	NA	\$3.94	NA	NA	NA	NA	TBD	
	NRC - Incremental Charge - Manual Service Order - 1st	SOMAN	\$27.37	NA	\$18.94	NA	\$18.14	\$25.52	\$26.94	\$44.42	NA	
	NRC - Incremental Charge - Manual Service Order - Add'l	SOMAN	\$12.97	NA	\$8.42	NA	\$8.06	\$11.34	\$12.76	\$13.55	NA	
	NRC - Incremental Charge - Manual Service Order - Disconnect	SOMAN	\$17.77	NA	NA	NA	\$11.41	\$26.95	NA	NA	NA	
	NRC - Incremental Charge - Order Coordination - Time Specific (per LSR)	OCOCL	\$45.99	\$36.18	\$34.22	\$36.18	\$32.77	\$45.27	\$45.34	\$45.43	\$55.00	
4-Wire Analog VG Loop												

**BELLSOUTH/Xspedius RATES
NETWORK ELEMENTS
AND OTHER SERVICES**

	RC - Statewide, per month	UEAL4	NA	NA	NA	NA	NA	NA	NA	\$27.49	NA	NA
	RC - Zone 1, per month (Note 2)	UEAL4	\$24.01	\$24.26	\$22.26	\$20.92	\$24.36	\$22.38	TBD	\$29.47	\$29.47	\$15.92
	RC - Zone 2, per month (Note 2)	UEAL4	\$39.00	\$35.51	\$25.70	\$39.14	\$41.85	\$29.67	TBD	\$44.44	\$44.44	\$20.79
	RC - Zone 3, per month (Note 2)	UEAL4	\$70.67	\$78.35	\$40.85	\$67.56	\$85.47	\$42.40	TBD	\$58.85	\$58.85	\$27.18
	RC - Zone 4, per month (Note 2)	UEAL4	NA	NA	NA	NA	NA	\$55.96	NA	NA	NA	NA
	NRC - 1st	UEAL4	\$293.70	\$141.00	\$206.95	\$457.14	\$198.10	\$289.06	\$288.47	\$383.39	\$383.39	\$58.50
	NRC - Add'l	UEAL4	\$241.76	\$43.00	\$170.57	\$348.83	\$163.26	\$238.19	\$237.45	\$286.77	\$286.77	\$31.00
	NRC - Disconnect Charge - 1st	UEAL4	\$108.96	\$122.15	NA	NA	\$74.27	\$108.14	NA	NA	NA	NA
	NRC - Disconnect Charge - Add'l	UEAL4	\$57.01	\$27.42	NA	NA	\$39.44	\$57.28	NA	NA	NA	NA
	NRC - Service Order submitted Electronically, per LSR	SOMECE	\$3.50	\$2.75	\$3.50	\$3.50	\$3.50	\$3.50	\$3.50	\$3.50	\$3.50	\$3.50
	NRC - Service Order submitted Electronically, per LSR - Disconnect	SOMECE	NA	\$0.42	NA	NA	NA	NA	NA	NA	NA	TBD
	NRC - Service Order submitted Manually, per LSR	SOMAN	NA	\$21.56	NA	\$29.24	NA	NA	NA	NA	NA	\$19.99
	NRC - Service Order submitted Manually, per LSR, Disconnect	SOMAN	NA	\$3.84	NA	\$3.94	NA	NA	NA	NA	NA	TBD
	NRC - Incremental Charge - Manual Service Order - 1st	SOMAN	\$27.37	NA	\$18.94	NA	\$18.14	\$25.52	\$26.94	\$44.06	\$44.06	NA
	NRC - Incremental Charge - Manual Service Order - Add'l	SOMAN	\$12.97	NA	\$8.42	NA	\$8.06	\$11.34	\$12.76	\$13.55	\$13.55	NA
	NRC - Incremental Charge - Manual Service Order - Disconnect	SOMAN	\$17.77	NA	NA	NA	\$11.41	\$16.06	NA	NA	NA	NA
	NRC - Incremental Charge - Order Coordination - Time Specific (per LSR)	OCOSL	\$45.99	\$36.18	\$34.22	\$36.18	\$32.77	\$45.27	\$45.34	\$45.43	\$45.43	\$55.00
	2-Wire ISDN Digital Grade Loop											
	RC - Statewide, per month	U1L2X	NA	NA	NA	NA	NA	NA	NA	\$24.98	NA	NA
	RC - Zone 1, per month (Note 2)	U1L2X	\$23.23	\$32.34	\$21.89	\$23.66	\$21.15	\$21.86	TBD	\$26.68	\$26.68	\$15.92
	RC - Zone 2, per month (Note 2)	U1L2X	\$37.74	\$47.35	\$25.27	\$44.28	\$36.22	\$28.97	TBD	\$40.24	\$40.24	\$20.79
	RC - Zone 3, per month (Note 2)	U1L2X	\$68.38	\$104.47	\$40.17	\$76.42	\$74.19	\$41.40	TBD	\$53.29	\$53.29	\$27.18
	RC - Zone 4, per month (Note 2)	U1L2X	NA	NA	NA	NA	NA	\$54.64	NA	NA	NA	NA
	NRC - 1st	U1L2X	\$331.85	\$306.00	\$233.38	\$541.28	\$223.27	\$326.38	\$325.91	\$423.04	\$423.04	\$58.50
	NRC - Add'l	U1L2X	\$255.87	\$283.00	\$180.35	\$431.61	\$172.63	\$252.00	\$251.31	\$301.75	\$301.75	\$31.00
	NRC - Disconnect Charge - 1st	U1L2X	\$108.95	\$111.10	NA	NA	\$74.27	\$108.14	NA	NA	NA	NA
	NRC - Disconnect Charge - Add'l	U1L2X	\$57.01	\$18.28	NA	NA	\$39.44	\$57.27	NA	NA	NA	NA
	NRC - Service Order submitted Electronically, per LSR	SOMECE	\$3.50	\$2.75	\$3.50	\$3.50	\$3.50	\$3.50	\$3.50	\$3.50	\$3.50	\$3.50
	NRC - Service Order submitted Electronically, per LSR - Disconnect	SOMECE	NA	\$0.42	NA	NA	NA	NA	NA	NA	NA	TBD
	NRC - Service Order submitted Manually, per LSR	SOMAN	NA	\$21.56	NA	\$29.24	NA	NA	NA	NA	NA	\$19.99
	NRC - Service Order submitted Manually, per LSR, Disconnect	SOMAN	NA	\$3.84	NA	\$3.94	NA	NA	NA	NA	NA	TBD
	NRC - Incremental Charge - Manual Service Order - 1st	SOMAN	\$27.37	NA	\$18.94	NA	\$18.14	\$25.52	\$26.94	\$44.42	\$44.42	NA
	NRC - Incremental Charge - Manual Service Order - Add'l	SOMAN	\$12.97	NA	\$8.42	NA	\$8.06	\$11.34	\$12.76	\$13.55	\$13.55	NA
	NRC - Incremental Charge - Manual Service Order - Disconnect	SOMAN	\$17.77	NA	NA	NA	\$11.41	\$16.06	NA	NA	NA	NA
	NRC - Incremental Charge - Order Coordination - Time Specific (per LSR)	OCOSL	\$45.99	\$36.18	\$34.22	\$36.18	\$32.77	\$45.27	\$45.34	\$45.43	\$45.43	\$55.00
	2-Wire Universal Digital Carrier (UDC), statewide, per month	UDC2X	NA	NA	NA	NA	NA	NA	NA	\$24.98	NA	NA
	Zone 1, per month	UDC2X	\$23.23	\$32.34	\$21.89	\$23.66	\$21.15	\$21.86	TBD	\$26.68	\$26.68	\$15.92
	Zone 2, per month	UDC2X	\$37.74	\$47.35	\$25.27	\$44.28	\$36.22	\$28.97	TBD	\$40.24	\$40.24	\$20.79
	Zone 3, per month	UDC2X	\$68.38	\$104.47	\$40.17	\$76.42	\$74.19	\$41.40	TBD	\$53.29	\$53.29	\$27.18
	Zone 4, per month	UDC2X	NA	NA	NA	NA	NA	\$54.64	NA	NA	NA	NA
	NRC - 1st	UDC2X	\$331.85	\$306.00	\$233.38	\$541.28	\$223.27	\$326.38	\$325.91	\$423.04	\$423.04	\$58.50
	NRC - Add'l	UDC2X	\$255.87	\$283.00	\$180.35	\$431.61	\$172.63	\$252.00	\$251.31	\$301.75	\$301.75	\$31.00
	NRC - Disconnect Charge - 1st	UDC2X	\$108.95	\$111.10	NA	NA	\$74.27	\$108.14	NA	NA	NA	NA
	NRC - Disconnect Charge - Add'l	UDC2X	\$57.01	\$18.28	NA	NA	\$39.44	\$57.27	NA	NA	NA	NA
	NRC - Service Order submitted Electronically, per LSR	SOMECE	\$3.50	\$2.75	\$3.50	\$3.50	\$3.50	\$3.50	\$3.50	\$3.50	\$3.50	\$3.50
	NRC - Service Order submitted Electronically, per LSR - Disconnect	SOMECE	NA	\$0.42	NA	NA	NA	NA	NA	NA	NA	TBD
	NRC - Service Order submitted Manually, per LSR	SOMAN	NA	\$21.56	NA	\$29.24	NA	NA	NA	NA	NA	\$19.99
	NRC - Service Order submitted Manually, per LSR, Disconnect	SOMAN	NA	\$3.84	NA	\$3.94	NA	NA	NA	NA	NA	TBD
	NRC - Incremental Charge - Manual Service Order - 1st	SOMAN	\$27.37	NA	\$18.94	NA	\$18.14	\$25.52	\$26.94	\$44.42	\$44.42	NA
	NRC - Incremental Charge - Manual Service Order - Add'l	SOMAN	\$12.97	NA	\$8.42	NA	\$8.06	\$11.34	\$12.76	\$13.55	\$13.55	NA
	NRC - Incremental Charge - Manual Service Order - Disconnect	SOMAN	\$17.77	NA	NA	NA	\$11.41	\$16.06	NA	NA	NA	NA
	NRC - Incremental Charge - Order Coordination - Time Specific (per LSR)	OCOSL	\$45.99	\$36.18	\$34.22	\$36.18	\$32.77	\$45.27	\$45.34	\$45.43	\$45.43	\$55.00
	2-Wire ADSL Compatible Loop incl Man Svc Inquiry & Fac Reservation	UAL2X	NA	NA	NA	NA	NA	NA	NA	\$14.60	NA	NA

**BELLSOUTH/Xspedius RATES
NETWORK ELEMENTS
AND OTHER SERVICES**

	RC - Zone 1, per month (Note 2)	UAL2X	\$12.09	\$12.78	\$11.23	\$8.79	\$11.90	\$10.87	TBD	\$17.10	\$15.93	
	RC - Zone 2, per month (Note 2)	UAL2X	\$19.64	\$18.72	\$12.97	\$16.46	\$20.43	\$14.40	TBD	\$25.79	\$20.05	
	RC - Zone 3, per month (Note 2)	UAL2X	\$35.59	\$41.29	\$20.62	\$28.40	\$41.73	\$20.58	TBD	\$34.15	\$28.74	
	RC - Zone 4, per month (Note 2)	UAL2X	NA	NA	NA	NA	NA	\$27.16	NA	NA	NA	
	NRC - 1st	UAL2X	\$514.21	\$113.85	\$359.73	\$713.50	\$343.13	\$504.82	\$504.90	\$600.61	\$640.79	
	NRC - Add'l	UAL2X	\$464.58	\$99.61	\$325.15	\$609.44	\$310.03	\$456.24	\$456.17	\$507.33	\$541.94	
	NRC - Disconnect Charge - 1st	UAL2X	\$106.65	\$154.23	NA	NA	\$72.54	\$105.86	NA	NA	NA	
	NRC - Disconnect Charge - Add'l	UAL2X	\$56.98	\$35.23	NA	NA	\$39.42	\$57.25	\$26.94	NA	NA	
	NRC - Service Order submitted Electronically, per LSR	SOMECS	\$3.50	\$2.75	\$3.50	\$3.50	\$3.50	\$3.50	\$3.50	\$3.50	\$3.50	
	NRC - Service Order submitted Manually, per LSR	SOMAN	NA	\$21.56	NA	\$29.24	NA	NA	NA	NA	\$19.99	
	NRC - Service Order submitted Manually, per LSR, Disconnect	SOMAN	NA	\$3.84	NA	\$3.94	NA	NA	NA	NA	TBD	
	NRC - Incremental Charge - Manual Service Order - 1st	SOMAN	\$27.37	NA	\$18.94	NA	\$18.14	\$25.52	\$12.76	\$44.42	NA	
	NRC - Incremental Charge - Manual Service Order - Add'l	SOMAN	\$12.97	NA	\$8.42	NA	\$8.06	\$11.34	NA	\$13.55	NA	
	NRC - Incremental Charge - Manual Service Order - Disconnect	SOMAN	\$17.77	NA	NA	NA	\$11.41	\$16.06	NA	NA	NA	
	NRC - Incremental Charge - Order Coordination - Time Specific (per LSR)	OCOSL	\$45.99	\$36.18	\$34.22	\$36.18	\$32.77	\$45.27	\$45.34	\$45.43	\$55.00	
	2-Wire ADSL Compatible Loop without Man Svc Inquiry & Fac Reservation											
	RC - Statewide, per month	UAL2W	NA	NA	NA	NA	NA	NA	\$14.60	NA	NA	
	Zone 1, per month	UAL2W	\$12.09	\$12.78	\$11.23	\$8.79	\$11.90	\$10.87	TBD	\$17.10	\$15.93	
	Zone 2, per month	UAL2W	\$19.64	\$18.72	\$12.97	\$16.46	\$20.43	\$14.40	TBD	\$25.79	\$20.05	
	Zone 3, per month	UAL2W	\$35.59	\$41.29	\$20.62	\$28.40	\$41.73	\$20.58	TBD	\$34.15	\$28.74	
	Zone 4, per month	UAL2W	NA	NA	NA	NA	NA	\$27.16	NA	NA	NA	
	NRC - 1st	UAL2W	\$375.21	\$258.86	\$220.73	\$260.95	\$255.34	\$365.82	\$365.90	\$461.60	\$501.79	
	NRC - Add'l	UAL2W	\$325.58	\$175.48	\$186.15	\$176.21	\$170.72	\$317.24	\$317.17	\$368.33	\$402.94	
	NRC - Disconnect Charge - 1st	UAL2W	\$106.65	\$108.29	NA	\$112.86	\$112.32	\$105.86	NA	NA	NA	
	NRC - Disconnect Charge - Add'l	UAL2W	\$56.98	\$15.46	NA	\$15.88	\$15.81	\$57.25	\$26.94	NA	NA	
	NRC - Service Order submitted Electronically, per LSR	SOMECS	\$3.50	\$2.75	\$3.50	\$3.50	\$3.50	\$3.50	\$3.50	\$3.50	\$3.50	
	NRC - Service Order submitted Electronically, per LSR - Disconnect	SOMECS	NA	\$0.42	NA	NA	NA	NA	NA	NA	TBD	
	NRC - Service Order submitted Manually, per LSR	SOMAN	NA	\$21.56	NA	\$29.24	NA	NA	NA	NA	\$19.99	
	NRC - Service Order submitted Manually, per LSR, Disconnect	SOMAN	NA	\$3.84	NA	\$3.94	NA	NA	NA	NA	TBD	
	NRC - Incremental Charge - Manual Service Order - 1st	SOMAN	\$27.37	NA	\$18.94	NA	\$18.14	\$25.52	\$12.76	\$44.42	NA	
	NRC - Incremental Charge - Manual Service Order - Add'l	SOMAN	\$12.97	NA	\$8.42	NA	\$8.06	\$11.34	NA	\$13.55	NA	
	NRC - Incremental Charge - Manual Service Order - Disconnect	SOMAN	\$17.77	NA	NA	NA	\$11.41	\$16.06	NA	NA	NA	
	NRC - Incremental Charge - Order Coordination - Time Specific (per LSR)	OCOSL	\$45.99	\$36.18	\$34.22	\$36.18	\$32.77	\$45.27	\$45.34	\$45.43	\$55.00	
	2-Wire HDSL Compatible Loop, incl Man Svc Inquiry & Fac Reserv											
	RC - Statewide, per month	UHL2X	NA	NA	NA	NA	NA	NA	\$11.98	NA	NA	
	RC - Zone 1, per month (Note 2)	UHL2X	\$9.41	\$9.80	\$7.88	\$6.29	\$8.97	\$8.50	TBD	\$12.21	\$11.62	
	RC - Zone 2, per month (Note 2)	UHL2X	\$15.29	\$14.35	\$9.09	\$11.78	\$15.41	\$11.26	TBD	\$18.41	\$14.62	
	RC - Zone 3, per month (Note 2)	UHL2X	\$27.70	\$31.65	\$14.46	\$20.33	\$31.48	\$16.10	TBD	\$24.39	\$20.96	
	RC - Zone 4, per month (Note 2)	UHL2X	NA	NA	NA	NA	NA	\$21.25	NA	NA	NA	
	NRC - 1st	UHL2X	\$514.21	\$113.85	\$359.73	\$713.50	\$343.13	\$504.82	\$504.90	\$600.61	\$640.79	
	NRC - Add'l	UHL2X	\$464.58	\$99.61	\$325.15	\$609.44	\$310.03	\$456.24	\$456.17	\$507.33	\$541.94	
	NRC - Disconnect Charge - 1st	UHL2X	\$106.65	\$154.23	NA	NA	\$72.54	\$105.86	NA	NA	NA	
	NRC - Disconnect Charge - Add'l	UHL2X	\$56.98	\$35.23	NA	NA	\$39.42	\$57.25	NA	NA	NA	
	NRC - Service Order submitted Electronically, per LSR	SOMECS	\$3.50	\$2.75	\$3.50	\$3.50	\$3.50	\$3.50	\$3.50	\$3.50	\$3.50	
	NRC - Service Order submitted Electronically, per LSR - Disconnect	SOMECS	NA	\$0.42	NA	NA	NA	NA	NA	NA	TBD	
	NRC - Service Order submitted Manually, per LSR	SOMAN	NA	\$21.56	NA	\$29.24	NA	NA	NA	NA	\$19.99	
	NRC - Service Order submitted Manually, per LSR, Disconnect	SOMAN	NA	\$3.84	NA	\$3.94	NA	NA	NA	NA	TBD	
	NRC - Incremental Charge - Manual Service Order - 1st	SOMAN	\$27.37	NA	\$18.94	NA	\$18.14	\$25.52	\$26.94	\$44.06	NA	
	NRC - Incremental Charge - Manual Service Order - Add'l	SOMAN	\$12.97	NA	\$8.42	NA	\$8.06	\$11.34	\$12.76	\$13.55	NA	
	NRC - Incremental Charge - Manual Service Order - Disconnect	SOMAN	\$17.77	NA	NA	NA	\$11.41	\$16.06	NA	NA	NA	
	NRC - Incremental Charge - Order Coordination - Time Specific (per LSR)	OCOSL	\$45.99	\$36.18	\$34.22	\$36.18	\$32.77	\$45.27	\$45.34	\$45.43	\$55.00	
	2-Wire HDSL Compatible Loop, without Man Svc Inquiry & Fac Reserv											
	Statewide, per month	UHL2W	NA	NA	NA	NA	NA	NA	\$11.98	NA	NA	
	Zone 1, per month	UHL2W	\$9.41	\$9.80	\$7.88	\$6.29	\$8.97	\$8.50	TBD	\$12.21	\$11.62	
	Zone 2, per month	UHL2W	\$15.29	\$14.35	\$9.09	\$11.78	\$15.41	\$11.26	TBD	\$18.41	\$14.62	

**BELLSOUTH/Xspedius RATES
NETWORK ELEMENTS
AND OTHER SERVICES**

	Zone 3, per month	UHL2W	\$27.70	\$31.65	\$14.48	\$20.33	\$31.48	\$16.10	TBD	\$24.39	\$20.96	
	Zone 4, per month	UHL2W	NA	NA	NA	NA	NA	\$21.25	NA	NA	NA	
	NRC - 1st	UHL2W	\$375.21	\$276.19	\$220.73	\$278.28	\$272.64	\$365.82	\$365.90	\$461.60	\$501.79	
	NRC - Add'l	UHL2W	\$325.58	\$192.81	\$186.15	\$193.54	\$188.02	\$317.24	\$317.17	\$368.33	\$402.94	
	NRC - Disconnect Charge - 1st	UHL2W	\$106.65	\$108.29	NA	\$112.86	\$112.32	\$105.86	NA	NA	NA	
	NRC - Disconnect Charge - Add'l	UHL2W	\$56.98	\$15.46	NA	\$15.88	\$15.81	\$57.25	NA	NA	NA	
	NRC - Service Order submitted Electronically, per LSR	SOMEK	\$3.50	\$2.75	\$3.50	\$3.50	\$3.50	\$3.50	\$3.50	\$3.50	\$3.50	
	NRC - Service Order submitted Electronically, per LSR - Disconnect	SOMEK	NA	\$0.42	NA	NA	NA	NA	NA	NA	TBD	
	NRC - Service Order submitted Manually, per LSR	SOMAN	NA	\$21.56	NA	\$29.24	NA	NA	NA	NA	\$19.99	
	NRC - Service Order submitted Manually, per LSR, Disconnect	SOMAN	NA	\$3.84	NA	\$3.94	NA	NA	NA	NA	TBD	
	NRC - Incremental Charge - Manual Service Order - 1st	SOMAN	\$27.37	NA	\$18.94	NA	\$18.14	\$25.52	\$26.94	\$44.06	NA	
	NRC - Incremental Charge - Manual Service Order - Add'l	SOMAN	\$12.97	NA	\$8.42	NA	\$8.06	\$11.34	\$12.76	\$13.55	NA	
	NRC - Incremental Charge - Manual Service Order - Disconnect	SOMAN	\$17.77	NA	NA	NA	\$11.41	\$16.06	NA	NA	NA	
	NRC - Incremental Charge - Order Coordination - Time Specific (per LSR)	OCOSL	\$45.99	\$36.18	\$34.22	\$36.18	\$32.77	\$45.27	\$45.34	\$45.43	\$55.00	
	4-Wire HDSL Compatible Loop, incl Man Svc Inquiry & Fac Reserv											
	RC - Statewide, per month	UHL4X	NA	NA	NA	NA	NA	NA	\$13.97	NA	\$17.91	
	RC - Zone 1, per month (Note 2)	UHL4X	\$11.52	\$14.75	\$10.39	\$7.68	\$12.97	\$10.36	TBD	\$16.21	\$15.46	
	RC - Zone 2, per month (Note 2)	UHL4X	\$18.71	\$21.59	\$12.00	\$14.38	\$21.76	\$13.73	TBD	\$24.45	\$19.46	
	RC - Zone 3, per month (Note 2)	UHL4X	\$33.90	\$47.64	\$19.07	\$24.82	\$44.44	\$19.62	TBD	\$32.38	\$27.88	
	RC - Zone 4, per month (Note 2)	UHL4X	NA	NA	NA	NA	NA	\$25.90	NA	NA	NA	
	NRC - 1st	UHL4X	\$541.13	\$116.91	\$378.86	\$748.93	\$361.45	\$531.21	\$531.35	\$625.11	\$666.70	
	NRC - Add'l	UHL4X	\$491.50	\$101.71	\$344.28	\$646.17	\$328.35	\$482.63	\$482.62	\$532.78	\$568.86	
	NRC - Disconnect Charge - 1st	UHL4X	\$106.65	\$161.19	NA	NA	\$72.54	\$105.86	NA	NA	NA	
	NRC - Disconnect Charge - Add'l	UHL4X	\$56.98	\$26.10	NA	NA	\$39.42	\$57.25	NA	NA	NA	
	NRC - Service Order submitted Electronically, per LSR	SOMEK	\$3.50	\$2.75	\$3.50	\$3.50	\$3.50	\$3.50	\$3.50	\$3.50	\$3.50	
	NRC - Service Order submitted Electronically, per LSR - Disconnect	SOMEK	NA	\$0.42	NA	NA	NA	NA	NA	NA	TBD	
	NRC - Service Order submitted Manually, per LSR	SOMAN	NA	\$21.56	NA	\$29.24	NA	NA	NA	NA	\$19.99	
	NRC - Service Order submitted Manually, per LSR, Disconnect	SOMAN	NA	\$3.84	NA	\$3.94	NA	NA	NA	NA	TBD	
	NRC - Incremental Charge - Manual Service Order - 1st	SOMAN	\$27.37	NA	\$18.94	NA	\$18.14	\$25.52	\$26.94	\$44.06	NA	
	NRC - Incremental Charge - Manual Service Order - Add'l	SOMAN	\$12.97	NA	\$8.42	NA	\$8.06	\$11.34	\$12.76	\$13.55	NA	
	NRC - Incremental Charge - Manual Service Order - Disconnect	SOMAN	\$17.77	NA	NA	NA	\$11.41	\$16.06	NA	NA	NA	
	NRC - Incremental Charge - Order Coordination - Time Specific (per LSR)	OCOSL	\$45.99	\$36.18	\$34.22	\$36.18	\$32.77	\$45.27	\$45.34	\$45.43	\$55.00	
	4-Wire HDSL Compatible Loop, without Man Svc Inquiry & Fac Res											
	Statewide, per month	UHL4W	NA	NA	NA	NA	NA	NA	\$13.97	NA	\$17.91	
	Zone 1, per month	UHL4W	\$11.52	\$14.75	\$10.39	\$7.68	\$12.97	\$10.36	TBD	\$16.21	\$15.46	
	Zone 2, per month	UHL4W	\$18.71	\$21.59	\$12.00	\$14.38	\$21.76	\$13.73	TBD	\$24.45	\$19.46	
	Zone 3, per month	UHL4W	\$33.90	\$47.64	\$19.07	\$24.82	\$44.44	\$19.62	TBD	\$32.38	\$27.88	
	Zone 4, per month	UHL4W	NA	NA	NA	NA	NA	\$25.90	NA	NA	NA	
	NRC - 1st	UHL4W	\$402.13	\$333.40	\$239.86	\$276.76	\$329.76	\$392.21	\$392.35	\$486.11	\$527.70	
	NRC - Add'l	UHL4W	\$352.50	\$250.01	\$205.28	\$192.02	\$245.15	\$343.63	\$343.62	\$393.78	\$429.86	
	NRC - Disconnect Charge - 1st	UHL4W	\$106.65	\$114.30	NA	\$122.17	\$124.19	\$105.86	NA	NA	NA	
	NRC - Disconnect Charge - Add'l	UHL4W	\$56.98	\$19.58	NA	\$20.64	\$20.98	\$57.25	NA	NA	NA	
	NRC - Service Order submitted Electronically, per LSR	SOMEK	\$3.50	\$2.75	\$3.50	\$3.50	\$3.50	\$3.50	\$3.50	\$3.50	\$3.50	
	NRC - Service Order submitted Electronically, per LSR - Disconnect	SOMEK	NA	\$0.42	NA	NA	NA	NA	NA	NA	TBD	
	NRC - Service Order submitted Manually, per LSR	SOMAN	NA	\$21.56	NA	\$29.24	NA	NA	NA	NA	\$19.99	
	NRC - Service Order submitted Manually, per LSR, Disconnect	SOMAN	NA	\$3.84	NA	\$3.94	NA	NA	NA	NA	TBD	
	NRC - Incremental Charge - Manual Service Order - 1st	SOMAN	\$27.37	NA	\$18.94	NA	\$18.14	\$25.52	\$26.94	\$44.06	NA	
	NRC - Incremental Charge - Manual Service Order - Add'l	SOMAN	\$12.97	NA	\$8.42	NA	\$8.06	\$11.34	\$12.76	\$13.55	NA	
	NRC - Incremental Charge - Manual Service Order - Disconnect	SOMAN	\$17.77	NA	NA	NA	\$11.41	\$16.06	NA	NA	NA	
	NRC - Incremental Charge - Order Coordination - Time Specific (per LSR)	OCOSL	\$45.99	\$36.18	\$34.22	\$36.18	\$32.77	\$45.27	\$45.34	\$45.43	\$55.00	

BELLSOUTH/Xspedius RATES
NETWORK ELEMENTS
AND OTHER SERVICES

4-Wire DS1 Digital Loop											
	RC - Statewide, per month	USLXX	NA	NA	NA	NA	NA	NA	\$62.78	NA	NA
	RC - Zone 1, per month (Note 2)	USLXX	\$51.74	\$64.69	\$55.53	\$50.26	\$56.32	\$50.99	TBD	\$59.61	\$57.73
	RC - Zone 2, per month (Note 2)	USLXX	\$84.05	\$94.71	\$64.13	\$94.06	\$96.73	\$67.58	TBD	\$89.90	\$75.40
	RC - Zone 3, per month (Note 2)	USLXX	\$152.29	\$208.93	\$101.93	\$162.34	\$197.57	\$96.58	TBD	\$119.06	\$98.59
	RC - Zone 4, per month (Note 2)	USLXX	NA	NA	NA	NA	NA	\$127.47	NA	NA	NA
	NRC - 1st	USLXX	\$610.13	\$540.00	\$429.98	\$849.80	\$410.38	\$599.09	\$714.84	\$715.77	\$313.08
	NRC - Add'l	USLXX	\$380.26	\$465.00	\$268.18	\$523.27	\$255.48	\$373.90	\$421.47	\$421.50	\$219.72
	NRC - Disconnect Charge - 1st	USLXX	\$134.77	\$82.85	NA	NA	\$92.35	\$133.53	NA	NA	\$96.86
	NRC - Disconnect Charge - Add'l	USLXX	\$55.97	\$21.69	NA	NA	\$38.44	\$56.25	NA	NA	\$40.45
	NRC - Service Order submitted Electronically, per LSR	SOME	\$3.50	\$2.75	\$3.50	\$3.50	\$3.50	\$3.50	\$3.50	\$3.50	\$3.50
	NRC - Service Order submitted Electronically, per LSR - Disconnect	SOME	NA	\$0.42	NA	NA	NA	NA	NA	NA	TBD
	NRC - Service Order submitted Manually, per LSR	SOMAN	NA	\$21.56	NA	\$29.24	NA	NA	NA	NA	\$19.99
	NRC - Service Order submitted Manually, per LSR, Disconnect	SOMAN	NA	\$3.84	NA	\$3.94	NA	NA	NA	NA	TBD
	NRC - Incremental Charge - Manual Service Order - 1st	SOMAN	\$27.37	NA	\$18.94	NA	\$18.14	\$25.52	\$26.94	\$43.77	NA
	NRC - Incremental Charge - Manual Service Order - Add'l	SOMAN	\$12.97	NA	\$8.42	NA	\$8.06	\$11.34	\$12.76	\$13.55	NA
	NRC - Incremental Charge - Manual Service Order - Disconnect	SOMAN	\$17.77	NA	NA	NA	\$11.41	\$16.06	NA	NA	NA
	NRC - Incremental Charge - Order Coordination - Time Specific (per LSR)	OCOSL	\$49.18	\$36.18	\$34.52	\$36.18	\$33.05	\$48.17	\$45.34	\$48.47	\$55.00
4-Wire 56 Kbps Dig Grade Loop											
	RC - Statewide, per month	UDL56	NA	NA	NA	NA	NA	NA	\$32.67	NA	\$42.23
	RC - Zone 1, per month (Note 2)	UDL56	\$27.33	\$39.08	\$25.75	\$35.92	\$27.50	\$25.61	TBD	\$34.26	\$36.45
	RC - Zone 2, per month (Note 2)	UDL56	\$44.40	\$57.21	\$29.74	\$40.32	\$47.24	\$33.94	TBD	\$51.67	\$45.87
	RC - Zone 3, per month (Note 2)	UDL56	\$80.45	\$126.22	\$47.27	\$37.90	\$96.48	\$48.51	TBD	\$68.43	\$65.75
	RC - Zone 4, per month (Note 2)	UDL56	NA	NA	NA	NA	NA	\$64.02	NA	NA	NA
	NRC - 1st	UDL56	\$498.05	\$654.72	\$348.55	\$258.62	\$333.28	\$489.00	\$489.04	\$602.73	\$643.00
	NRC - Add'l	UDL56	\$343.70	\$428.45	\$241.20	\$176.11	\$230.50	\$337.93	\$337.51	\$393.50	\$421.26
	NRC - Disconnect Charge - 1st	UDL56	\$129.62	\$122.15	NA	\$127.74	\$87.99	\$128.36	NA	\$44.06	NA
	NRC - Disconnect Charge - Add'l	UDL56	\$64.25	\$27.42	NA	\$27.90	\$44.24	\$64.35	NA	\$13.55	NA
	NRC - Service Order submitted Electronically, per LSR	SOME	\$3.50	\$2.75	\$3.50	\$3.50	\$3.50	\$3.50	\$3.50	\$3.50	\$3.50
	NRC - Service Order submitted Electronically, per LSR - Disconnect	SOME	NA	\$0.42	NA	NA	NA	NA	NA	NA	TBD
	NRC - Service Order submitted Manually, per LSR	SOMAN	NA	\$21.56	NA	\$29.24	NA	NA	NA	NA	\$19.99
	NRC - Service Order submitted Manually, per LSR, Disconnect	SOMAN	NA	\$3.84	NA	\$3.94	NA	NA	NA	NA	TBD
	NRC - Incremental Charge - Manual Service Order - 1st	SOMAN	\$27.37	NA	\$18.94	NA	\$18.14	\$25.52	\$26.94	NA	NA
	NRC - Incremental Charge - Manual Service Order - Add'l	SOMAN	\$12.97	NA	\$8.42	NA	\$8.06	\$11.34	\$12.76	NA	NA
	NRC - Incremental Charge - Manual Service Order - Disconnect	SOMAN	\$17.77	NA	NA	NA	\$11.41	\$16.06	NA	NA	NA
	NRC - Incremental Charge - Order Coordination - Time Specific (per LSR)	OCOSL	\$45.99	\$36.18	\$34.22	\$36.18	\$32.77	\$45.27	\$45.34	\$45.43	\$55.00
4-Wire 64 Kbps Dig Grade Loop											
	RC - Statewide, per month	UDL64	NA	NA	NA	NA	NA	NA	\$32.67	\$41.70	\$42.23
	RC - Zone 1, per month (Note 2)	UDL64	\$27.33	\$39.08	\$25.75	\$35.92	\$27.50	\$25.61	TBD	\$34.26	\$36.45
	RC - Zone 2, per month (Note 2)	UDL64	\$44.40	\$57.21	\$29.74	\$40.32	\$47.24	\$33.94	TBD	\$51.67	\$45.87
	RC - Zone 3, per month (Note 2)	UDL64	\$80.45	\$126.22	\$47.27	\$37.90	\$96.48	\$48.51	TBD	\$68.43	\$65.75
	RC - Zone 4, per month (Note 2)	UDL64	NA	NA	NA	NA	NA	\$64.02	NA	NA	NA
	NRC - 1st	UDL64	\$498.05	\$654.72	\$348.55	\$258.62	\$333.28	\$489.00	\$489.04	\$602.73	\$643.00
	NRC - Add'l	UDL64	\$343.70	\$428.45	\$241.20	\$176.11	\$230.50	\$337.93	\$337.51	\$393.50	\$421.26
	NRC - Disconnect Charge - 1st	UDL64	\$129.62	\$122.15	NA	\$127.74	\$87.99	\$128.36	NA	\$44.06	NA
	NRC - Disconnect Charge - Add'l	UDL64	\$64.25	\$27.42	NA	\$27.90	\$44.24	\$64.35	NA	\$13.55	NA
	NRC - Service Order submitted Electronically, per LSR	SOME	\$3.50	\$2.75	\$3.50	\$3.50	\$3.50	\$3.50	\$3.50	\$3.50	\$3.50

**BELLSOUTH/Xspedius RATES
NETWORK ELEMENTS
AND OTHER SERVICES**

	NRC - Service Order submitted Electronically, per LSR - Disconnect	SOME C	NA	\$0.42	NA	NA	NA	NA	NA	NA	NA	NA
	NRC - Service Order submitted Manually, per LSR	SOMAN	NA	\$21.56	NA	\$29.24	NA	NA	NA	NA	NA	\$19.99
	NRC - Service Order submitted Manually, per LSR, Disconnect	SOMAN	NA	\$3.84	NA	\$3.94	NA	NA	NA	NA	NA	NA
	NRC - Incremental Charge - Manual Service Order - 1st	SOMAN	\$27.37	NA	\$18.94	NA	\$18.14	\$25.52	\$26.94	NA	NA	NA
	NRC - Incremental Charge - Manual Service Order - Add'l	SOMAN	\$12.97	NA	\$8.42	NA	\$8.06	\$11.34	\$12.76	NA	NA	NA
	NRC - Incremental Charge - Manual Service Order - Disconnect	SOMAN	\$17.77	NA	NA	NA	\$11.41	\$16.06	NA	NA	NA	NA
	NRC - Incremental Charge - Order Coordination - Time Specific (per LSR)	OCOSL	\$45.99	\$36.18	\$34.22	\$36.18	\$32.77	\$45.27	\$45.34	\$45.43	\$55.00	
	2-Wire Unb Copper Loop/Short(< or = 18kft), incl Man SI & Fac Res*											
	RC - Statewide, per month	UCLPB	\$15.11	NA	\$13.97	NA	NA	NA	NA	NA	\$20.81	NA
	RC - Zone 1, per month (Note 2)	UCLPB	TBD	\$18.60	\$19.80	\$14.94	\$16.34	\$16.85	\$12.27	\$18.90	\$19.85	
	RC - Zone 2, per month (Note 2)	UCLPB	TBD	\$27.23	\$22.86	\$15.15	\$17.99	\$22.34	\$20.63	\$28.50	\$24.98	
	RC - Zone 3, per month (Note 2)	UCLPB	TBD	\$60.07	\$36.34	\$15.73	\$18.83	\$31.92	\$23.88	\$37.75	\$35.81	
	RC - Zone 4, per month (Note 2)	UCLPB	NA	NA	NA	NA	NA	\$42.13	NA	NA	NA	
	NRC - 1st	UCLPB	\$514.21	\$389.84	\$395.16	\$391.93	\$386.13	\$504.82	\$450.00	\$600.61	\$270.01	
	NRC - Add'l	UCLPB	\$464.58	\$251.26	\$217.39	\$251.98	\$246.38	\$456.24	\$390.00	\$507.33	\$234.63	
	NRC - Disconnect Charge - 1st	UCLPB	TBD	\$154.23	\$142.27	\$160.06	\$159.29	\$105.86	NA	NA	\$74.54	
	NRC - Disconnect Charge - Add'l	UCLPB	TBD	\$35.23	\$37.86	\$36.20	\$36.02	\$57.25	NA	NA	\$39.14	
	NRC - Service Order submitted Electronically, per LSR	SOME C	\$3.50	\$2.75	\$3.50	\$3.50	\$3.50	\$3.50	\$3.50	\$3.50	\$3.50	
	NRC - Service Order submitted Electronically, per LSR - Disconnect	SOME C	NA	\$0.42	NA	NA	NA	NA	NA	NA	NA	
	NRC - Service Order submitted Manually, per LSR	SOMAN	NA	\$21.56	NA	\$29.24	NA	NA	NA	NA	NA	\$19.99
	NRC - Service Order submitted Manually, per LSR, Disconnect	SOMAN	NA	\$3.84	NA	\$3.94	NA	NA	NA	NA	NA	NA
	NRC - Incremental Charge - Manual Service Order - 1st	SOMAN	\$47.00	NA	\$18.94	NA	\$18.14	\$25.52	\$26.94	\$47.00	NA	NA
	NRC - Incremental Charge - Manual Service Order - Add'l	SOMAN	\$21.00	NA	\$8.42	NA	\$8.06	\$11.34	\$12.76	\$25.52	NA	NA
	NRC - Incremental Charge - Manual Service Order - Disconnect - 1st	SOMAN	\$17.77	NA	\$142.27	NA	\$11.41	\$16.06	NA	\$21.00	NA	NA
	NRC - Incremental Charge - Manual Service Order - Disconnect - Add'l	SOMAN	\$17.77	NA	\$37.86	NA	\$11.41	\$16.06	NA	\$21.00	NA	NA
	NRC - Incremental Charge - Manual Order Coordination - per loop	UCLMC	\$16.00	\$16.31	\$36.46	\$16.31	\$32.77	\$45.27	\$16.00	\$45.43	\$34.29	
	2-Wire Unb Copper Loop/Short (< or = 18kft), without Man SI & Fac Res											
	RC - Statewide, per moth	UCLPW	NA	NA	NA	NA	NA	NA	NA	NA	\$20.81	NA
	Zone 1, per month	UCLPW	TBD	\$18.60	\$11.90	\$14.94	\$16.34	\$16.85	\$12.27	\$18.90	\$19.85	
	Zone 2, per month	UCLPW	TBD	\$27.23	\$13.74	\$15.15	\$17.99	\$22.34	\$20.63	\$28.50	\$24.98	
	Zone 3, per month	UCLPW	TBD	\$60.07	\$21.83	\$15.73	\$18.83	\$31.92	\$23.88	\$37.75	\$35.81	
	Zone 4, per month	UCLPW	NA	NA	NA	NA	NA	\$42.13	NA	NA	NA	
	NRC - 1st	UCLPW	\$375.21	\$257.00	\$154.13	\$259.09	\$253.48	\$365.82	\$311.00	\$461.61	\$131.01	
	NRC - Add'l	UCLPW	\$325.58	\$173.62	\$139.75	\$174.35	\$168.86	\$317.24	\$251.00	\$368.33	\$95.63	
	NRC - Disconnect Charge - 1st	UCLPW	TBD	\$108.29	\$140.73	\$112.86	\$112.32	\$105.86	NA	NA	\$74.54	
	NRC - Disconnect Charge - Add'l	UCLPW	TBD	\$15.46	\$37.45	\$15.88	\$15.81	\$57.25	NA	NA	\$39.14	
	NRC - Service Order submitted Electronically, per LSR	SOME C	\$3.50	\$2.75	\$3.50	\$3.50	\$3.50	\$3.50	\$3.50	\$3.50	\$3.50	
	NRC - Service Order submitted Electronically, per LSR - Disconnect	SOME C	NA	\$0.42	NA	NA	NA	NA	NA	NA	NA	
	NRC - Service Order submitted Manually, per LSR	SOMAN	NA	\$21.56	NA	\$29.24	NA	NA	NA	NA	NA	\$19.99
	NRC - Service Order submitted Manually, per LSR, Disconnect	SOMAN	NA	\$3.84	NA	\$3.94	NA	NA	NA	NA	NA	NA
	NRC - Incremental Charge - Manual Service Order - 1st	SOMAN	\$47.00	NA	NA	NA	\$18.14	\$25.52	\$26.94	\$47.00	NA	NA
	NRC - Incremental Charge - Manual Service Order - Add'l	SOMAN	\$21.00	NA	NA	NA	\$8.06	\$11.34	\$12.76	\$25.52	NA	NA
	NRC - Incremental Charge - Manual Service Order - Disconnect - 1st	SOMAN	\$17.77	NA	NA	NA	\$11.41	\$16.06	NA	\$21.00	NA	NA
	NRC - Incremental Charge - Manual Service Order - Disconnect - Add'l	SOMAN	\$17.77	NA	NA	NA	\$11.41	\$16.06	NA	\$21.00	NA	NA
	NRC - Incremental Charge - Manual Order Coordination - per loop	UCLMC	\$16.00	\$16.31	\$36.46	\$16.31	\$32.77	\$45.27	\$16.00	\$45.43	\$34.29	
	2-Wire Unb Copper Loop/Long (> 18kft), incl Man SI & Fac Res											
	RC - Statewide, per month	UCL2L	\$40.00	NA	\$41.61	NA	NA	NA	NA	NA	NA	NA
	RC - Zone 1, per month (Note 2)	UCL2L	TBD	\$48.79	\$19.80	\$36.19	\$43.92	\$16.85	\$38.66	\$18.90	\$19.85	
	RC - Zone 2, per month (Note 2)	UCL2L	TBD	\$58.13	\$22.86	\$49.31	\$59.76	\$22.34	\$64.03	\$28.50	\$24.98	
	RC - Zone 3, per month (Note 2)	UCL2L	TBD	\$71.17	\$36.34	\$80.78	\$104.74	\$31.92	\$73.89	\$37.75	\$35.81	
	RC - Zone 4, per month (Note 2)	UCL2L	NA	NA	NA	NA	NA	\$42.13	NA	NA	NA	
	NRC - 1st	UCL2L	\$514.21	\$331.86	\$395.16	\$333.21	\$332.73	\$504.82	\$450.00	\$600.61	\$270.01	

**BELLSOUTH/Xspedius RATES
NETWORK ELEMENTS
AND OTHER SERVICES**

	NRC - Add'l	UCL2L	\$464.58	\$193.27	\$217.39	\$193.26	\$192.99	\$456.24	\$390.00	\$507.33	\$234.63	
	NRC - Disconnect Charge - 1st	UCL2L	NA	\$154.23	\$142.27	\$160.06	\$159.29	\$105.86	NA	NA	\$74.54	
	NRC - Disconnect Charge - Add'l	UCL2L	NA	NA	\$37.86	\$36.20	\$36.02	\$57.25	NA	NA	\$39.14	
	NRC - Service Order submitted Electronically, per LSR	SOME C	\$3.50	\$2.75	\$3.50	\$3.50	\$3.50	\$3.50	\$3.50	\$3.50	\$3.50	
	NRC - Service Order submitted Electronically, per LSR - Disconnect	SOME C	NA	\$0.42	NA	NA	NA	NA	NA	NA	TBD	
	NRC - Service Order submitted Manually, per LSR	SOMAN	NA	\$21.56	NA	\$29.24	NA	NA	NA	NA	\$19.99	
	NRC - Service Order submitted Manually, per LSR, Disconnect	SOMAN	NA	\$3.84	NA	\$3.94	NA	NA	NA	NA	TBD	
	NRC - Incremental Charge - Manual Service Order - 1st	SOMAN	\$47.00	NA	\$18.94	\$47.00	\$18.14	\$25.52	\$26.94	\$47.00	NA	
	NRC - Incremental Charge - Manual Service Order - Add'l	SOMAN	\$21.00	NA	\$8.42	NA	\$8.06	\$11.34	\$12.76	\$25.52	NA	
	NRC - Incremental Charge - Manual Service Order - Disconnect - 1st	SOMAN	\$17.77	NA	\$142.27	NA	\$11.41	\$16.06	NA	\$21.00	NA	
	NRC - Incremental Charge - Manual Service Order - Disconnect - Add'l	SOMAN	\$17.77	NA	\$37.86	NA	\$11.41	\$16.06	NA	\$21.00	NA	
	NRC - Incremental Charge - Manual Order Coordination - per loop	UCLMC	\$16.00	\$16.31	\$36.46	\$16.31	\$32.77	\$45.27	\$16.00	\$45.43	\$34.29	
	2-Wire Unb Copper Loop/Long (> 18kft), without Man SI & Fac Res											
	RC - Statewide, per month	UCL2W	\$40.00	NA	\$37.00	NA	NA	NA	NA	NA	NA	
	Zone 1, per month	UCL2W	TBD	\$48.79	TBD	\$36.19	\$43.92	\$16.85	\$38.66	\$18.90	\$19.85	
	Zone 2, per month	UCL2W	TBD	\$58.13	TBD	\$49.31	\$59.76	\$22.34	\$64.03	\$28.50	\$24.98	
	Zone 3, per month	UCL2W	TBD	\$71.17	TBD	\$80.78	\$104.74	\$31.92	\$73.89	\$37.75	\$35.81	
	Zone 4, per month	UCL2W	NA	NA	NA	NA	NA	\$42.13	NA	NA	NA	
	NRC - 1st	UCL2W	\$375.21	\$199.01	\$154.13	\$200.37	\$200.08	\$365.82	\$311.00	\$461.61	\$131.01	
	NRC - Add'l	UCL2W	\$325.58	\$115.63	\$139.75	\$115.63	\$115.46	\$317.24	\$251.00	\$368.33	\$95.63	
	NRC - Disconnect Charge - 1st	UCL2W	NA	\$108.29	TBD	\$112.86	\$112.32	\$105.86	NA	NA	\$74.54	
	NRC - Disconnect Charge - Add'l	UCL2W	NA	\$15.46	TBD	\$15.88	\$15.81	\$57.25	NA	NA	\$39.14	
	NRC - Service Order submitted Electronically, per LSR	SOME C	\$3.50	\$2.75	\$3.50	\$3.50	\$3.50	\$3.50	\$3.50	\$3.50	\$3.50	
	NRC - Service Order submitted Electronically, per LSR - Disconnect	SOME C	NA	\$0.42	NA	NA	NA	NA	NA	NA	NA	
	NRC - Service Order submitted Manually, per LSR	SOMAN	NA	\$21.56	NA	\$29.24	NA	NA	NA	NA	\$19.99	
	NRC - Service Order submitted Manually, per LSR, Disconnect	SOMAN	NA	\$3.84	NA	\$3.94	NA	NA	NA	NA	NA	
	NRC - Incremental Charge - Manual Service Order - 1st	SOMAN	\$47.00	NA	TBD	NA	\$18.14	\$25.52	\$26.94	\$47.00	NA	
	NRC - Incremental Charge - Manual Service Order - Add'l	SOMAN	\$21.00	NA	TBD	NA	\$8.06	\$11.34	\$12.76	\$25.52	NA	
	NRC - Incremental Charge - Manual Service Order - Disconnect - 1st	SOMAN	\$17.77	NA	TBD	NA	\$11.41	\$16.06	NA	\$21.00	NA	
	NRC - Incremental Charge - Manual Service Order - Disconnect - Add'l	SOMAN	\$17.77	NA	TBD	NA	\$11.41	\$16.06	NA	\$21.00	NA	
	NRC - Incremental Charge - Manual Order Coordination - per loop	UCLMC	\$16.00	\$16.31	\$36.46	\$16.31	\$32.77	\$45.27	\$16.00	\$45.43	\$34.29	
	4-Wire Unb Copper Loop/Short (< or = 18kft), incl Man SI & Fac Res											
	Statewide, per month*	UCL4S	TBD	NA	\$19.34	NA	NA	NA	NA	NA	NA	
	Zone 1, per month	UCL4S	TBD	\$25.56	\$16.65	\$25.26	\$29.14	\$25.00	\$18.49	\$25.00	\$25.00	
	Zone 2, per month	UCL4S	TBD	\$30.53	\$19.22	\$23.00	\$26.62	\$27.50	\$29.75	\$27.50	\$27.50	
	Zone 3, per month	UCL4S	TBD	\$32.24	\$30.55	\$19.08	\$28.75	\$30.00	\$34.14	\$30.00	\$30.00	
	Zone 4, per month	UCL4S	NA	NA	NA	NA	NA	\$35.00	NA	NA	NA	
	NRC - 1st	UCL4S	TBD	\$438.27	\$353.80	\$440.35	\$434.49	\$400.00	\$400.00	\$400.00	\$400.00	
	NRC - Add'l	UCL4S	TBD	\$299.68	\$162.61	\$300.41	\$294.74	\$300.00	\$300.00	\$300.00	\$300.00	
	NRC - Disconnect Charge - 1st	UCL4S	TBD	\$161.19	\$156.25	\$171.58	\$174.43	\$150.00	\$150.00	\$150.00	\$150.00	
	NRC - Disconnect Charge - Add'l	UCL4S	TBD	\$39.76	\$41.96	\$41.90	\$42.60	\$40.00	\$40.00	\$40.00	\$40.00	
	NRC - Service Order submitted Electronically, per LSR	SOME C	\$3.50	\$2.75	\$3.50	\$3.50	\$3.50	\$3.50	\$3.50	\$3.50	\$3.50	
	NRC - Service Order submitted Electronically, per LSR - Disconnect	SOME C	NA	\$0.42	NA	NA	NA	NA	NA	NA	NA	
	NRC - Service Order submitted Manually, per LSR	SOMAN	NA	\$21.56	NA	\$29.24	NA	NA	NA	NA	\$19.99	
	NRC - Service Order submitted Manually, per LSR, Disconnect	SOMAN	NA	\$3.84	NA	\$3.94	NA	NA	NA	NA	NA	
	NRC - Incremental Charge - Manual Service Order - 1st	SOMAN	TBD	NA	NA	NA	\$18.14	\$25.52	\$26.94	\$47.00	NA	
	NRC - Incremental Charge - Manual Service Order - Add'l	SOMAN	TBD	NA	NA	NA	\$8.06	\$11.34	\$12.76	\$25.52	NA	
	NRC - Incremental Charge - Manual Service Order - Disconnect	SOMAN	TBD	NA	NA	NA	\$11.41	\$16.06	NA	\$21.00	NA	

BELLSOUTH/Xpedius RATES
NETWORK ELEMENTS
AND OTHER SERVICES

	NRC - Incremental Charge - Manual Service Order - Disconnect - Add'L	SOMAN				NA	\$11.41	\$16.06	NA	\$21.00	NA	
	NRC - Incremental Charge - Manual Order Coordination - per loop	UCLMC	TBD	\$16.31	\$36.46	\$16.31	\$32.77	\$45.27	\$16.00	\$45.43	\$34.29	
	4-Wire Unb Copper Loop/Short (< or = 18kft), without Man SI & Fac Res											
	RC - Statewide, per month	UCL4W	TBD	NA	\$19.34	NA	NA	NA	NA	NA	NA	
	Zone 1, per month	UCL4W	TBD	\$25.56	\$16.65	\$25.26	\$29.14	\$25.00	\$18.49	\$25.00	\$25.00	
	Zone 2, per month	UCL4W	TBD	\$30.53	\$19.22	\$23.00	\$26.62	\$27.50	\$29.75	\$27.50	\$27.50	
	Zone 3, per month	UCL4W	TBD	\$32.24	\$30.55	\$19.08	\$28.75	\$30.00	\$34.14	\$30.00	\$30.00	
	Zone 4, per month	UCL4W	NA	NA	NA	NA	NA	\$35.00	NA	NA	NA	
	NRC - 1st	UCL4W	TBD	\$305.43	\$214.80	\$307.51	\$301.83	\$261.00	\$261.00	\$261.00	\$261.00	
	NRC - Add'l	UCL4W	TBD	\$222.05	\$162.61	\$222.77	\$217.22	\$161.00	\$161.00	\$161.00	\$161.00	
	NRC - Disconnect Charge - 1st	UCL4W	TBD	\$114.30	\$156.25	\$122.17	\$124.19	\$150.00	\$150.00	\$150.00	\$150.00	
	NRC - Disconnect Charge - Add'l	UCL4W	TBD	\$19.58	\$41.96	\$20.64	\$20.98	\$40.00	\$40.00	\$40.00	\$40.00	
	NRC - Service Order submitted Electronically, per LSR	SOMEK		\$3.50	\$2.75	\$3.50	\$3.50	\$3.50	\$3.50	\$3.50	\$3.50	
	NRC - Setvice Order submitted Electronically, per LSR - Disconnect	SOMEK		NA	\$0.42	NA	NA	NA	NA	NA	NA	
	NRC - Service Order submitted Manually, per LSR	SOMAN	NA	\$21.56	NA	\$29.24	NA	NA	NA	NA	\$19.99	
	NRC - Service Order submitted Manually, per LSR, Disconnect	SOMAN	NA	\$3.84	NA	\$3.94	NA	NA	NA	NA	NA	
	NRC - Incremental Charge - Manual Service Order - 1st	SOMAN	TBD	NA	NA	NA	\$18.14	\$25.52	\$26.94	\$47.00	NA	
	NRC - Incremental Charge - Manual Service Order - Add'l	SOMAN	TBD	NA	NA	NA	\$8.06	\$11.34	\$12.76	\$25.52	NA	
	NRC - Incremental Charge - Manual Service Order - Disconnect	SOMAN	TBD	NA	NA	NA	\$11.41	\$16.06	NA	\$21.00	NA	
	NRC - Incremental Charge - Manual Service Order - Disconnect - Add'L	SOMAN		NA	NA	NA	\$11.41	\$16.06	NA	\$21.00	NA	
	NRC - Incremental Charge - Manual Order Coordination - per loop	UCLMC	TBD	\$16.31	\$36.46	\$16.31	\$32.77	\$45.27	\$16.00	\$45.43	\$34.29	
	4-Wire Unb Copper Loop/Long (>18kft), incl Man Svc Inq & Fac Res											
	Statewide, Per month	UCL4L	TBD	NA	\$55.86	NA	NA	NA	NA	NA	NA	
	Zone 1, per month	UCL4L	TBD	\$82.70	\$47.56	\$61.02	\$77.94	\$50.00	\$54.54	\$50.00	\$50.00	
	Zone 2, per month	UCL4L	TBD	\$119.02	\$54.92	\$55.74	\$115.84	\$60.00	\$90.93	\$60.00	\$60.00	
	Zone 3, per month	UCL4L	TBD	\$147.54	\$87.30	\$88.97	\$143.00	\$90.00	\$105.09	\$90.00	\$90.00	
	Zone 4, per month	UCL4L	NA	NA	NA	NA	NA	TBD	NA	NA	NA	
	NRC - 1st	UCL4L	TBD	\$380.29	\$397.06	\$381.63	\$381.09	\$400.00	\$400.00	\$400.00	\$400.00	
	NRC - Add'l	UCL4L	TBD	\$241.70	\$227.88	\$241.69	\$241.35	\$300.00	\$300.00	\$300.00	\$300.00	
	NRC - Disconnect Charge - 1st	UCL4L	TBD	\$161.19	\$156.25	\$171.58	\$174.43	\$150.00	\$150.00	\$150.00	\$150.00	
	NRC - Disconnect Charge - Add'l	UCL4L	TBD	\$39.76	\$41.96	\$41.90	\$42.60	\$40.00	\$40.00	\$40.00	\$40.00	
	NRC - Service Order submitted Electronically, per LSR	SOMEK		\$3.50	\$2.75	\$3.50	\$3.50	\$3.50	\$3.50	\$3.50	\$3.50	
	NRC - Service Order submitted Electronically, per LSR - Disconnect	SOMEK		NA	\$0.42	NA	NA	NA	NA	NA	NA	
	NRC - Service Order submitted Manually, per LSR	SOMAN	NA	\$21.56	NA	\$29.24	NA	NA	NA	NA	\$19.99	
	NRC - Service Order submitted Manually, per LSR, Disconnect	SOMAN	NA	\$3.84	NA	\$3.94	NA	NA	NA	NA	NA	
	NRC - Incremental Charge - Manual Service Order - 1st	SOMAN	TBD	NA	NA	NA	\$18.14	\$25.52	\$26.94	\$47.00	NA	
	NRC - Incremental Charge - Manual Service Order - Add'l	SOMAN	TBD	NA	NA	NA	\$8.06	\$11.34	\$12.76	\$25.52	NA	
	NRC - Incremental Charge - Manual Service Order - Disconnect	SOMAN	TBD	NA	NA	NA	\$11.41	\$16.06	NA	\$21.00	NA	
	NRC - Incremental Charge - Manual Service Order - Disconnect - Add'L	SOMAN		NA	NA	NA	\$11.41	\$16.06	NA	\$21.00	NA	
	NRC - Incremental Charge - Manual Order Coordination - per loop	UCLMC	TBD	\$16.31	\$36.46	\$16.31	\$32.77	\$45.27	\$16.00	\$45.43	\$34.29	
	4-Wire Unb Copper Loop/Long (>18kft), without Man SI & Fac Res											
	Statewide, Per month	UCL4O	TBD	NA	\$55.86	NA	NA	NA	NA	NA	NA	
	Zone 1, per month	UCL4O	TBD	\$82.70	\$47.56	\$61.02	\$77.94	\$50.00	\$54.54	\$50.00	\$50.00	
	Zone 2, per month	UCL4O	TBD	\$119.02	\$54.92	\$55.74	\$115.84	\$60.00	\$90.93	\$60.00	\$60.00	
	Zone 3, per month	UCL4O	TBD	\$147.54	\$87.30	\$88.97	\$143.00	\$90.00	\$105.09	\$90.00	\$90.00	
	Zone 4, per month	UCL4O	NA	NA	NA	NA	NA	TBD	NA	NA	NA	
	NRC - 1st	UCL4O	TBD	\$247.44	\$397.06	\$248.79	\$248.44	\$261.00	\$261.00	\$261.00	\$261.00	
	NRC - Add'l	UCL4O	TBD	\$164.06	\$227.88	\$164.05	\$163.82	\$161.00	\$161.00	\$161.00	\$161.00	
	NRC - Disconnect Charge - 1st	UCL4O	TBD	\$114.30	\$156.25	\$122.17	\$124.19	\$150.00	\$150.00	\$150.00	\$150.00	
	NRC - Disconnect Charge - Add'l	UCL4O	TBD	\$19.58	\$41.96	\$20.64	\$20.98	\$40.00	\$40.00	\$40.00	\$40.00	

**BELLSOUTH/Xspedius RATES
NETWORK ELEMENTS
AND OTHER SERVICES**

	NRC - Service Order submitted Electronically, per LSR	SOME C	\$3.50	\$2.75	\$3.50	\$3.50	\$3.50	\$3.50	\$3.50	\$3.50	\$4.50	
	NRC - Service Order submitted Electronically, per LSR - Disconnect	SOME C	NA	\$0.42	NA	NA	NA	NA	NA	NA	NA	
	NRC - Service Order submitted Manually, per LSR	SOMAN	NA	\$21.56	NA	\$29.24	NA	NA	NA	NA	\$19.99	
	NRC - Service Order submitted Manually, per LSR, Disconnect	SOMAN	NA	\$3.84	NA	\$3.94	NA	NA	NA	NA	NA	
	NRC - Incremental Charge - Manual Service Order - 1st	SOMAN	TBD	NA	NA	NA	\$18.14	\$25.52	\$26.94	\$47.00	NA	
	NRC - Incremental Charge - Manual Service Order - Add'l	SOMAN	TBD	NA	NA	NA	\$8.06	\$11.34	\$12.76	\$25.52	NA	
	NRC - Incremental Charge - Manual Service Order - Disconnect	SOMAN	TBD	NA	NA	NA	\$11.41	\$16.06	NA	\$21.00	NA	
	NRC - Incremental Charge - Manual Service Order - Disconnect - Add'l	SOMAN		NA	NA	NA	\$11.41	\$16.06	NA	\$21.00	NA	
	NRC - Incremental Charge - Manual Order Coordination - per loop	UCLMC	TBD	\$16.31	\$36.46	\$16.31	\$32.77	\$45.27	\$16.00	\$45.43	\$34.29	
	DS3 Local Loop											
	DS3 Unbundled Local Loop - per mile	1L5ND	\$10.85	\$11.77	\$8.90	\$43.69	\$11.26	\$54.39	\$32.53	\$15.53	\$30.53	
	DS3 Unbundled Local Loop- per Facility Termination	UE3PX	\$419.65	\$404.58	\$390.34	\$436.95	\$439.59	\$427.81	\$387.01	\$421.60	\$400.21	
	NRC - Facility Termination - 1st	UE3PX	\$640.54	\$903.37	\$639.50	\$1,091.00	\$594.70	\$975.22	\$964.04	\$735.42	\$726.16	
	NRC - Facility Termination - Add'l	UE3PX	\$426.82	\$528.05	\$426.40	\$661.23	\$396.54	\$549.17	\$542.73	\$519.31	\$411.64	
	NRC - Facility Termination - Disconnect - 1st	UE3PX	\$121.72	\$221.46	\$122.31	NA	\$102.16	\$134.07	NA	NA	\$103.36	
	NRC - Facility Termination - Disconnect - Add'l	UE3PX	\$118.54	\$154.90	\$119.14	NA	\$99.46	\$130.59	NA	NA	\$100.59	
	NRC - Manual Svc Order, per LSR	SOMAN	NA	\$21.56	NA	\$19.99	NA	NA	NA	NA	\$19.99	
	NRC - Manual Svc Order, per LSR disconnect	SOMAN	NA	\$3.84	NA	NA	NA	NA	NA	NA	NA	
	NRC - Electronic Svc Order, per LSR	SOME C	\$3.50	\$2.75	\$3.50	\$3.50	\$3.50	\$3.50	\$3.50	\$3.50	\$3.50	
	NRC - Electronic Svc Order, per LSR disconnect	SOME C	NA	\$0.42	NA	NA	NA	NA	NA	NA	NA	
	NRC - Incremental Charge--Manual Svc Order - 1st	SOMAN	\$38.48	NA	\$37.55	\$50.25	\$34.92	\$68.62	\$29.76	\$54.26	NA	
	NRC - Incremental Charge--Manual Svc Order - Add'l	SOMAN	\$38.48	NA	\$37.55	\$50.25	\$34.92	\$68.62	\$29.76	\$54.26	NA	
	NRC - Incremental Cost - Manual Svc. Order vs. Elect-Disconnect-1st	SOMAN	\$19.03	NA	\$18.03	\$20.94	\$20.94	\$28.59	NA	NA	NA	
	NRC - Incremental Cost - Manual Svc. Order vs. Elect-Disconnect-Add'l	SOMAN	\$19.03	NA	\$18.03	\$20.94	\$20.94	\$28.59	NA	NA	NA	
	STS-1 Local Loop											
	STS-1 Unbundled Local Loop - per mile	1L5ND	\$10.85	\$11.77	\$8.90	\$43.69	\$38.98	\$54.39	\$32.53	\$15.53	\$30.53	
	STS-1 Unbundled Local Loop- per Facility Termination	UDLS1	\$419.65	\$446.09	\$421.59	\$436.95	\$497.08	\$427.81	\$387.01	\$431.32	\$400.21	
	NRC - STS-1 - Facility Termination - 1st	UDLS1	\$640.54	\$903.37	\$639.50	\$1,091	\$709.14	\$975.22	\$964.04	\$735.42	\$726.16	
	NRC - STS-1 - Facility Termination - Add'l	UDLS1	\$426.82	\$528.05	\$426.40	\$661.23	\$402.63	\$549.17	\$542.73	\$519.31	\$411.64	
	NRC - STS-1 - Facility Termination - Disconnect - 1st	UDLS1	\$121.72	\$221.46	\$122.31	NA	\$102.16	\$134.07	NA	NA	\$103.36	
	NRC - STS-1 - Facility Termination - Disconnect - Add'l	UDLS1	\$118.54	\$154.90	\$119.14	NA	\$99.46	\$130.59	NA	NA	\$100.59	
	NRC - Manual Svc Order, per LSR	SOMAN	NA	\$21.56	NA	\$19.99	NA	NA	NA	NA	\$19.99	
	NRC - Manual Svc Order, per LSR disconnect	SOMAN	NA	\$3.84	NA	NA	NA	NA	NA	NA	NA	
	NRC - Electronic Svc Order, per LSR	SOME C	\$3.50	\$2.75	\$3.50	\$3.50	\$3.50	\$3.50	\$3.50	\$3.50	\$3.50	
	NRC - Electronic Svc Order, per LSR disconnect	SOME C	NA	\$0.42	NA	NA	NA	NA	NA	NA	NA	
	NRC - STS-1 - Incremental Charge--Manual Svc Order - 1st	SOMAN	\$38.48	NA	\$37.55	\$93.12	\$50.25	\$68.62	\$29.76	\$54.26	NA	
	NRC - STS-1 - Incremental Charge--Manual Svc Order - Add'l	SOMAN	\$38.48	NA	\$37.55	\$93.12	\$50.25	\$68.62	\$29.76	\$54.26	NA	
	NRC - STS-1 - Incremental Cost - Manual Svc. Order vs. Elect-Disconnect-1st	SOMAN	\$19.03	NA	\$18.03	NA	\$20.94	\$28.59	NA	NA	NA	
	NRC - STS-1 - Incremental Cost - Manual Svc. Order vs. Elect-Disconnect-Add'l	SOMAN	\$19.03	NA	\$18.03	NA	\$20.94	\$28.59	NA	NA	NA	
	OC3- Local Loop											
	Local Loop - OC3 - per Mile	1L5ND	\$8.23	\$8.93	\$6.75	\$33.15	\$29.58	\$41.27	\$24.69	\$11.78	\$23.16	
	Local Loop - OC3 - per Facility Termination		\$691.33	\$648.60	\$630.21	\$713.29	\$753.65	\$689.68	\$611.36	\$701.71	\$620.20	
	NRC - OC3 - Facility Termination - 1st		\$949.63	\$966.45	\$947.69	\$1,543	\$1,025	\$1,427	\$1,411	\$1,044	\$1,050	
	NRC - OC3 - Facility Termination - Add'l		\$413.38	\$408.85	\$413.00	\$661.23	\$402.63	\$549.17	\$542.73	\$505.88	\$411.64	
	NRC - OC3 - Facility Termination - Disconnect - 1st		\$121.72	\$11.56	\$122.31	NA	\$102.16	\$134.07	\$131.65	NA	\$103.36	
	NRC - OC3 - Facility Termination - Disconnect - Add'l		\$118.54	\$108.34	\$119.14	NA	\$99.46	\$130.59	\$128.19	NA	\$100.59	
	NRC - Manual Svc Order, per LSR	SOMAN	NA	\$21.56	NA	\$19.99	NA	NA	NA	NA	\$19.99	
	NRC - Manual Svc Order, per LSR disconnect	SOMAN	NA	\$3.84	NA	NA	NA	NA	NA	NA	NA	
	NRC - Electronic Svc Order, per LSR	SOME C	\$3.50	\$2.75	\$3.50	\$3.50	\$3.50	\$3.50	\$3.50	\$3.50	\$3.50	
	NRC - Electronic Svc Order, per LSR disconnect	SOME C	NA	\$0.42	NA	NA	NA	NA	NA	NA	NA	
	NRC - OC3 - Incremental Charge--Manual Svc Order - 1st	SOMAN	\$38.48	NA	\$37.55	\$93.12	\$50.25	\$68.62	\$69.34	\$54.26	NA	
	NRC - OC3 - Incremental Charge--Manual Svc Order - Add'l	SOMAN	\$38.48	NA	\$37.55	\$93.12	\$50.25	\$68.62	\$69.34	\$54.26	NA	
	NRC - OC3 - Incremental Cost - Manual Svc. Order vs. Elect-Disconnect-1st	SOMAN	\$19.03	NA	\$18.03	NA	\$20.94	\$28.59	\$29.76	NA	NA	

BELLSOUTH/Xspedius RATES
NETWORK ELEMENTS
AND OTHER SERVICES

	NRC - OC3 -Incremental Cost - Manual Svc. Order vs. Elect-Disconnect-Add'l	SOMAN	\$19.03	NA	\$18.03	NA	\$20.94	\$28.59	\$29.76	NA	NA	
	OC -12 Local Loop											
	Local Loop - OC12 - per Mile	1L5ND	\$10.13	\$10.99	\$8.31	\$40.80	\$36.40	\$50.79	\$30.38	\$14.50	\$28.51	
	Local Loop - OC12 - per Facility Termination		\$2,557	\$2,053.06	\$2,109.00	\$2,457	\$2,571	\$2,371	\$2,122	\$2,663	\$2,079	
	NRC - OC12 - Facility Termination - 1st		\$1,165	\$1,183.46	\$1,162.00	\$1,858	\$1,245	\$1,742	\$1,722	\$1,259	\$1,276	
	NRC - OC12 - Facility Termination - Add'l		\$413.38	\$408.85	\$413.00	\$661.23	\$402.63	\$549.17	\$542.73	\$505.88	\$411.64	
	NRC - OC12 - Facility Termination - Disconnect - 1st		\$121.72	\$111.56	\$122.31	NA	\$102.16	\$134.07	\$131.65	NA	\$103.36	
	NRC - OC12 - Facility Termination - Disconnect - Add'l		\$118.54	\$108.34	\$119.14	NA	\$99.46	\$130.59	\$128.19	NA	\$100.59	
	NRC - Manual Svc Order, per LSR	SOMAN	NA	\$21.56	NA	\$19.99	NA	NA	NA	NA	\$19.99	
	NRC - Manual Svc Order, per LSR disconnect	SOMAN	NA	\$3.84	NA	NA	NA	NA	NA	NA	NA	
	NRC - Electronic Svc Order, per LSR	SOMECEC	\$3.50	\$2.75	\$3.50	\$3.50	\$3.50	\$3.50	\$3.50	\$3.50	\$3.50	
	NRC - Electronic Svc Order, per LSR disconnect	SOMECEC	NA	\$0.42	NA	NA	NA	NA	NA	NA	NA	
	NRC -OC12 - Incremental Charge - Manual Svc Order - 1st	SOMAN	\$38.48	NA	\$37.55	\$93.12	\$50.25	\$68.62	\$68.62	\$54.26	NA	
	NRC - OC12 - Incremental Charge - Manual Svc Order - Add'l	SOMAN	\$38.48	NA	\$37.55	\$93.12	\$50.25	\$68.62	\$68.62	\$54.26	NA	
	NRC - OC12 - Incremental Cost-Manual Svc. Order vs. Elect-Disconnect-1st	SOMAN	\$19.03	NA	\$18.03	NA	\$20.94	\$28.59	\$28.59	NA	NA	
	NRC - OC12 - Incremental Cost-Manual Svc. Order vs. Elect-Disconnect-Add'l	SOMAN	\$19.03	NA	\$18.03	NA	\$20.94	\$28.59	\$28.59	NA	NA	
	OC - 48 Local Loop											
	Local Loop - OC48 - per Mile	1L5ND	\$33.22	\$36.04	\$27.25	\$133.84	\$119.40	\$166.59	\$120.02	\$47.57	\$93.50	
	Local Loop - OC48 - per Facility Termination		\$1,713	\$1,685.97	\$1,598.00	\$2,129	\$2,268	\$1,753	\$1,677	\$1,733	\$1,832	
	Local Loop - OC12 interface on OC48 Facility		\$736.71	\$587.71	\$594.80	\$725.77	\$723.29	\$667.00	\$582.66	\$773.40	\$570.54	
	NRC - OC48 - Facility Termination - 1st		\$1,165	\$1,183.46	\$1,162.00	\$1,858	\$1,245	\$1,742	\$1,722	\$1,259	\$1,276	
	NRC - OC48 - Facility Termination - Add'l		\$413.38	\$408.85	\$413.00	\$661.23	\$402.63	\$549.17	\$542.73	\$505.88	\$411.64	
	NRC - OC48 - Interface OC12 on OC48 - 1st		\$121.72	\$543.72	\$539.36	\$844.21	\$532.13	\$729.04	\$720.81	\$635.04	\$544.55	
	NRC - OC48 - Interface OC12 on OC48 - Add'l		\$118.54	\$312.05	\$317.38	\$516.89	\$304.90	\$404.94	\$400.38	\$410.02	\$311.39	
	NRC - OC48 - Facility Termination - Disconnect - 1st		\$121.72	\$111.56	\$122.31	NA	\$102.16	\$134.07	\$131.65	NA	\$103.36	
	NRC - OC48 - Facility Termination - Disconnect - Add'l		\$118.54	\$108.34	\$119.14	NA	\$99.46	\$130.59	\$128.19	NA	\$100.59	
	NRC - OC48 - Interface OC12 on OC48 - Disconnect - 1st		\$121.72	\$111.56	\$122.31	NA	\$102.16	\$134.07	\$131.65	NA	\$103.36	
	NRC - OC48 - Interface OC12 on OC48 - Disconnect - Add'l		\$118.54	\$108.34	\$119.14	NA	\$99.46	\$130.59	\$128.19	NA	\$100.59	
	NRC - Manual Svc Order, per LSR	SOMAN	NA	\$21.56	NA	\$19.99	NA	NA	NA	NA	\$19.99	
	NRC - Manual Svc Order, per LSR disconnect	SOMAN	NA	\$3.84	NA	NA	NA	NA	NA	NA	NA	
	NRC - Electronic Svc Order, per LSR	SOMECEC	\$3.50	\$2.75	\$3.50	\$3.50	\$3.50	\$3.50	\$3.50	\$3.50	\$3.50	
	NRC - Electronic Svc Order, per LSR disconnect	SOMECEC	NA	\$0.42	NA	NA	NA	NA	NA	NA	NA	
	NRC - OC48 - Facility Termination-Manual Svc Order vs Electronic-Disconnect-1st	SOMAN	\$19.03	NA	\$18.03	\$93.12	\$20.94	\$28.59	NA	NA	NA	
	NRC - OC48 - Facility Termination-Manual Svc Order vs Electronic-Disconnect-Add'l	SOMAN	\$19.03	NA	\$18.03	\$93.12	\$20.94	\$28.59	NA	NA	NA	
	NRC - OC48 - Interface - Manual Svc Order vs Electronic-Disconnect-1st	SOMAN	\$19.03	NA	\$18.03	NA	\$20.94	\$28.59	NA	NA	NA	
	NRC - OC48 - Interface - Manual Svc Order vs Electronic-Disconnect-Add'l	SOMAN	\$19.03	NA	\$18.03	NA	\$20.94	\$28.59	NA	NA	NA	
	NRC - OC-48 - Incremental Charge--Manual Svc Order-1st	SOMAN	\$38.48	NA	\$37.55	\$93.12	\$50.25	\$68.62	\$69.34	\$54.26	NA	
	NRC - OC-48 - Incremental Charge--Manual Svc Order-Add'l	SOMAN	\$38.48	NA	\$37.55	\$93.12	\$50.25	\$68.62	\$69.34	\$54.26	NA	
	NRC - OC48 - Interface OC12 on OC48 - Incremental Charge--Manual Svc Order	SOMAN	\$38.48	NA	\$37.55	NA	\$50.25	\$68.62	\$69.34	NA	NA	
	NRC - OC48 - Interface OC12 on OC48 - Incremental Charge--Manual Svc Order	SOMAN	\$38.48	NA	\$37.55	NA	\$50.25	\$68.62	\$69.34	NA	NA	
	Unbundled Loop Modification/Conditioning											
	NRC - Load Coil/Equipment Removal per 2 Wire pair - Loops less than or equal to 18kft **	ULM2L	\$65.23	\$65.40	\$69.28	\$65.40	\$65.30	\$80.55	\$65.49	\$65.20	\$65.40	
	NRC - Load Coil/Equipment Removal per 2 Wire pair - Loops greater than 18kft - 1st **	ULM2G	\$716.70	\$710.71	\$757.04	\$710.73	\$709.71	\$880.00	\$719.55	\$716.32	\$710.71	
	NRC - Load Coil/Equipment Removal per 2 Wire pair - Loops greater than 18kft - Add'l **	ULM2G	\$23.55	\$23.77	\$23.49	\$23.77	\$23.74	\$27.30	\$23.65	\$23.54	\$23.77	
	NRC - Load Coil/Equipment Removal per 4 Wire pair - Loops less than or equal to 18kft **	ULM4L	\$65.23	\$65.40	\$69.28	\$65.40	\$65.30	\$80.55	\$65.49	\$65.20	\$65.40	
	NRC - Load Coil/Equipment Removal per 4 Wire pair - Loops greater than 18kft - 1st **	ULM4G	\$716.70	\$710.71	\$757.04	\$710.73	\$709.71	\$880.00	\$719.55	\$716.32	\$710.71	
	NRC - Load Coil/Equipment Removal per 4 Wire pair - Loops greater than 18kft - Add'l **	ULM4G	\$23.55	\$23.77	\$23.49	\$23.77	\$23.74	\$27.30	\$23.65	\$23.54	\$23.77	
	NRC - Bridge Tap Removal per pair unloaded **	ULMBT	\$65.28	\$65.44	\$79.99	\$65.44	\$65.35	\$121.14	\$65.64	\$65.24	\$65.44	

BELLSOUTH/Xspedius RATES
NETWORK ELEMENTS
AND OTHER SERVICES

UNBUNDLED SUB-LOOPS												
SUB-LOOP DISTRIBUTION												
Cross-Box Set-Up												
		NRC - Set-Up per Cross Box location in the field - CLEC Feeder Facility set-up	USBSA	\$517.43	\$711.78	\$421.08	\$627.16	\$639.68	TBD	\$498.09	\$510.15	TBD
		NRC - Set-Up per Cross Box location in the field - per 25 pair panel set-up	USBSB	\$44.87	\$45.28	\$67.10	\$45.28	\$45.22	TBD	\$45.04	\$44.84	TBD
		NRC - Set-Up per Building Equipment Room - CLEC Feeder Facility set-up	USBSC	\$311.77	\$333.44	\$394.74	\$407.02	\$289.90	TBD	\$313.01	\$311.60	\$314.09
		NRC - Set-Up per Building Equipment Room - per 25 pair panel set-up	USBSD	\$107.63	\$109.85	\$154.57	\$111.55	\$104.26	TBD	\$108.06	\$108.17	\$119.07
		Loop Distribution per 2-Wire Analog VG Sub-Loop, per month	USBN2	\$9.05	NA	\$9.12	NA	NA	TBD	NA	\$8.34	TBD
		Zone 1, per month	USBN2	TBD	\$9.36	TBD	\$9.03	\$10.33	TBD	\$7.99	NA	TBD
		Zone 2, per month	USBN2	TBD	\$12.49	TBD	\$12.25	\$14.43	TBD	\$12.63	NA	TBD
		Zone 3, per month	USBN2	TBD	\$16.13	TBD	\$16.71	\$21.11	TBD	\$14.43	NA	TBD
		Zone 4, per month	USBN2	NA	NA	NA	NA	NA	TBD	NA	NA	NA
		NRC - 1st	USBN2	\$125.53	\$139.20	\$207.01	\$139.19	\$138.99	TBD	\$126.03	\$195.98	TBD
		NRC - Add'l	USBN2	\$54.32	\$61.94	\$171.32	\$61.93	\$61.84	TBD	\$54.54	\$63.70	TBD
		NRC - Disconnect Charge - 1st	USBN2	\$92.45	\$98.49	TBD	\$101.18	\$100.70	TBD	\$71.13	NA	TBD
		NRC - Disconnect Charge - Add'l	USBN2	\$13.21	\$13.08	TBD	\$13.44	\$13.37	TBD	\$10.16	NA	TBD
		NRC - Service Order submitted Electronically, per LSR	SOMEK	\$3.50	\$2.75	\$3.50	\$3.50	\$3.50	TBD	\$3.50	\$3.50	TBD
		NRC - Service Order submitted Electronically, per LSR - Disconnect	SOMEK	NA	\$0.42	NA	NA	NA	TBD	NA	NA	TBD
		NRC - Service Order submitted Manually, per LSR	SOMAN	NA	\$21.56	NA	\$29.24	NA	TBD	NA	NA	TBD
		NRC - Service Order submitted Manually, per LSR, Disconnect	SOMAN	NA	\$3.84	NA	\$3.94	NA	TBD	NA	NA	TBD
		NRC - Incremental Charge - Manual Service Order - 1st	SOMAN	TBD	NA	\$18.94	NA	\$18.14	TBD	\$26.94	NA	TBD
		NRC - Incremental Charge - Manual Service Order - Add'l	SOMAN	TBD	NA	\$8.42	NA	\$8.06	TBD	\$12.76	NA	TBD
		NRC - Incremental Charge - Manual Service Order - Disconnect	SOMAN	TBD	NA	TBD	NA	\$11.41	TBD	\$15.12	NA	TBD
		NRC - Incremental Charge - Manual Order Coordination - per loop	USBMC	\$51.29	\$16.31	\$34.22	\$16.31	\$16.29	TBD	\$45.34	\$45.43	TBD
		Loop Distribution per 4-Wire Analog VG Sub-Loop, per month	USBN4	\$10.56	NA	\$8.32	NA	NA	TBD	NA	\$10.22	NA
		Zone 1, per month	USBN4	TBD	\$10.12	TBD	\$10.18	\$15.67	TBD	\$9.23	NA	TBD
		Zone 2, per month	USBN4	TBD	\$18.29	TBD	\$9.44	\$20.35	TBD	\$14.63	NA	TBD
		Zone 3, per month	USBN4	TBD	\$26.09	TBD	\$13.38	\$24.93	TBD	\$16.73	NA	TBD
		Zone 4, per month	USBN4	NA	NA	NA	NA	NA	TBD	NA	NA	TBD
		NRC - 1st	USBN4	\$155.90	\$165.68	\$219.35	\$165.67	\$165.43	TBD	\$156.52	\$232.76	TBD
		NRC - Add'l	USBN4	\$79.35	\$88.42	\$72.99	\$88.41	\$88.29	TBD	\$79.66	\$91.92	TBD
		NRC - Disconnect Charge - 1st	USBN4	\$107.24	\$104.31	\$123.72	\$109.94	\$111.76	TBD	\$78.56	NA	TBD
		NRC - Disconnect Charge - Add'l	USBN4	\$18.46	\$17.15	\$28.77	\$18.08	\$18.38	TBD	\$13.53	NA	TBD
		NRC - Service Order submitted Electronically, per LSR	SOMEK	\$3.50	\$2.75	\$3.50	\$3.50	\$3.50	TBD	\$3.50	\$3.50	TBD
		NRC - Service Order submitted Electronically, per LSR - Disconnect	SOMEK	NA	\$0.42	NA	NA	NA	TBD	NA	NA	TBD
		NRC - Service Order submitted Manually, per LSR	SOMAN	NA	\$21.56	NA	\$29.24	NA	TBD	NA	NA	TBD
		NRC - Service Order submitted Manually, per LSR, Disconnect	SOMAN	NA	\$3.84	NA	\$3.94	NA	TBD	NA	NA	TBD
		NRC - Incremental Charge - Manual Service Order - 1st	SOMAN	TBD	NA	NA	NA	\$18.14	TBD	NA	NA	TBD
		NRC - Incremental Charge - Manual Service Order - Add'l	SOMAN	TBD	NA	NA	NA	\$8.06	TBD	NA	NA	TBD
		NRC - Incremental Charge - Manual Service Order - Disconnect	SOMAN	TBD	NA	NA	NA	\$11.41	TBD	NA	TBD	TBD
		NRC - Incremental Charge - Manual Order Coordination - per loop	USBMC	\$51.29	\$16.31	\$34.22	\$16.31	\$16.29	TBD	\$45.34	\$45.43	TBD
		Loop Distribution per 2 Wire Unbundled Copper Sub-Loop, per month	UCS2X	\$6.55	NA	TBD	NA	NA	TBD	NA	\$6.82	NA
		Zone 1, per month	UCS2X	TBD	\$7.91	TBD	\$8.01	\$8.72	TBD	\$7.33	NA	TBD
		Zone 2, per month	UCS2X	TBD	\$10.37	TBD	\$9.18	\$11.43	TBD	\$10.95	NA	TBD
		Zone 3, per month	UCS2X	TBD	\$12.76	TBD	\$11.02	\$14.08	TBD	\$12.36	NA	TBD
		Zone 4, per month	UCS2X	NA	NA	NA	NA	NA	TBD	NA	NA	TBD
		NRC - 1st	UCS2X	\$136.55	\$139.20	TBD	\$139.19	\$138.99	TBD	\$137.10	\$212.46	TBD
		NRC - Add'l	UCS2X	\$60.00	\$61.94	TBD	\$61.93	\$61.84	TBD	\$60.24	\$70.03	TBD
		NRC - Disconnect Charge - 1st	UCS2X	\$99.54	\$98.49	TBD	\$101.18	\$100.70	TBD	\$76.58	NA	TBD
		NRC - Disconnect Charge - Add'l	UCS2X	\$14.05	\$13.08	TBD	\$13.44	\$13.37	TBD	\$10.81	NA	TBD
		NRC - Service Order submitted Electronically, per LSR	SOMEK	\$3.50	\$2.75	\$3.50	\$3.50	\$3.50	TBD	\$3.50	\$3.50	TBD
		NRC - Service Order submitted Electronically, per LSR - Disconnect	SOMEK	NA	\$0.42	NA	NA	NA	TBD	NA	NA	TBD
		NRC - Service Order submitted Manually, per LSR	SOMAN	NA	\$21.56	NA	\$29.24	NA	TBD	NA	NA	TBD

BELLSOUTH/Xspedius RATES
NETWORK ELEMENTS
AND OTHER SERVICES

	NRC - Service Order submitted Manually, per LSR, Disconnect	SOMAN	NA	\$3.84	NA	\$3.94	NA	TBD	NA	NA	TBD
	NRC - Incremental Charge - Manual Service Order - 1st	SOMAN	TBD	NA	TBD	NA	\$18.14	TBD	NA	NA	TBD
	NRC - Incremental Charge - Manual Service Order - Add'l	SOMAN	TBD	NA	TBD	NA	\$8.06	TBD	NA	NA	TBD
	NRC - Incremental Charge - Manual Service Order - Disconnect	SOMAN	TBD	NA	TBD	NA	\$11.41	TBD	NA	NA	TBD
	NRC - Incremental Charge - Manual Order Coordination - per loop	USBMC	\$51.29	\$16.31	TBD	\$16.31	\$16.29	TBD	\$45.34	\$45.43	TBD
	Loop Distribution per 4 Wire Unbundled Copper Sub-Loop, per month	UCS4X	\$8.06	NA	TBD	NA	NA	TBD	NA	\$8.86	NA
	Zone 1, per month	UCS4X	TBD	\$7.11	TBD	\$10.65	\$10.48	TBD	\$7.14	NA	TBD
	Zone 2, per month	UCS4X	TBD	\$11.26	TBD	\$9.71	\$13.52	TBD	\$11.09	NA	TBD
	Zone 3, per month	UCS4X	TBD	\$16.92	TBD	\$8.45	\$17.66	TBD	\$12.63	NA	TBD
	Zone 4, per month	UCS4X	NA	NA	NA	NA	NA	TBD	NA	NA	TBD
	NRC - 1st	UCS4X	\$161.59	\$165.68	TBD	\$165.67	\$165.43	TBD	\$162.24	\$238.46	TBD
	NRC - Add'l	UCS4X	\$85.04	\$88.42	TBD	\$88.41	\$88.29	TBD	\$85.38	\$97.61	TBD
	NRC - Disconnect Charge - 1st	UCS4X	\$107.24	\$104.31	TBD	\$109.94	\$111.76	TBD	\$78.56	NA	TBD
	NRC - Disconnect Charge - Add'l	UCS4X	\$18.46	\$17.15	TBD	\$18.08	\$18.38	TBD	\$13.53	NA	TBD
	NRC - Service Order submitted Electronically, per LSR	SOMEK	\$3.50	\$2.75	\$3.50	\$3.50	\$3.50	TBD	\$3.50	\$3.50	TBD
	NRC - Service Order submitted Electronically, per LSR - Disconnect	SOMEK	NA	\$0.42	NA	NA	NA	TBD	NA	NA	TBD
	NRC - Service Order submitted Manually, per LSR	SOMAN	NA	\$21.56	NA	\$29.24	NA	TBD	NA	NA	TBD
	NRC - Service Order submitted Manually, per LSR, Disconnect	SOMAN	NA	\$3.84	NA	\$3.94	NA	TBD	NA	NA	TBD
	NRC - Incremental Charge - Manual Service Order - 1st	SOMAN	TBD	NA	TBD	NA	\$18.14	TBD	NA	NA	TBD
	NRC - Incremental Charge - Manual Service Order - Add'l	SOMAN	TBD	NA	TBD	NA	\$8.06	TBD	NA	NA	TBD
	NRC - Incremental Charge - Manual Service Order - Disconnect	SOMAN	TBD	NA	TBD	NA	\$11.41	TBD	NA	NA	TBD
	NRC - Incremental Charge - Manual Order Coordination - per loop	USBMC	\$51.29	\$16.31	TBD	\$16.31	\$16.29	TBD	\$45.34	\$45.43	TBD
	Sub-Loop-Intrabldg Ntwk Cable (aka riser cable), 2W analog, per mo	USBR2	\$1.33	\$3.87	\$1.61	\$3.23	\$1.59	TBD	\$3.50	\$1.60	\$1.47
	NRC - 1st	USBR2	\$113.60	\$113.62	\$137.03	\$113.61	\$106.11	TBD	\$114.05	\$189.52	\$150.35
	NRC - Add'l	USBR2	\$50.44	\$36.36	\$41.59	\$36.35	\$35.12	TBD	\$37.20	\$47.09	\$45.63
	NRC - Disconnect Charge - 1st	USBR2	\$99.54	\$98.49	\$115.85	\$101.18	\$93.19	TBD	\$76.58	NA	\$128.85
	NRC - Disconnect Charge - Add'l	USBR2	\$14.05	\$13.08	\$19.17	\$13.44	\$13.92	TBD	\$10.81	NA	\$21.32
	NRC - Service Order submitted Electronically, per LSR	SOMEK	\$3.50	\$2.75	\$3.50	\$3.50	\$3.50	TBD	\$3.50	\$3.50	\$3.50
	NRC - Service Order submitted Electronically, per LSR - Disconnect	SOMEK	NA	\$0.42	NA	NA	NA	TBD	NA	NA	TBD
	NRC - Service Order submitted Manually, per LSR	SOMAN	NA	\$21.56	NA	\$29.24	NA	TBD	NA	NA	\$19.99
	NRC - Service Order submitted Manually, per LSR, Disconnect	SOMAN	NA	\$3.84	NA	\$3.94	NA	TBD	NA	NA	TBD
	NRC - Incremental Charge - Manual Service Order - 1st	SOMAN	TBD	NA	NA	NA	\$18.14	TBD	NA	NA	NA
	NRC - Incremental Charge - Manual Service Order - Add'l	SOMAN	TBD	NA	NA	NA	\$8.06	TBD	NA	NA	NA
	NRC - Incremental Charge - Manual Service Order - Disconnect	SOMAN	TBD	NA	NA	NA	\$11.41	TBD	NA	NA	NA
	NRC - Incremental Charge - Manual Order Coordination - per loop	USBMC	\$51.29	\$16.31	\$34.22	\$16.31	\$16.29	TBD	\$45.34	\$45.43	\$55.00
	Sub-Loop-Intrabldg Ntwk Cable (aka riser cable), 4W analog, per mo	USBR4	\$2.17	\$7.20	\$2.96	\$6.29	\$2.83	TBD	\$3.75	\$2.78	\$2.55
	NRC - 1st	USBR4	\$127.17	\$126.10	\$176.46	\$126.10	\$118.69	TBD	\$127.67	\$204.20	\$193.62
	NRC - Add'l	USBR4	\$50.62	\$48.84	\$55.11	\$48.84	\$47.70	TBD	\$50.82	\$60.40	\$60.47
	NRC - Disconnect Charge - 1st	USBR4	\$107.45	\$104.31	\$122.17	\$109.94	\$101.65	TBD	\$78.71	NA	\$135.88
	NRC - Disconnect Charge - Add'l	USBR4	\$14.59	\$17.15	\$19.57	\$18.08	\$14.61	TBD	\$10.69	NA	\$21.76
	NRC - Service Order submitted Electronically, per LSR	SOMEK	\$3.50	\$2.75	\$3.50	\$3.50	\$3.50	TBD	\$3.50	\$3.50	\$3.50
	NRC - Service Order submitted Electronically, per LSR - Disconnect	SOMEK	NA	\$0.42	NA	NA	NA	TBD	NA	NA	TBD
	NRC - Service Order submitted Manually, per LSR	SOMAN	NA	\$21.56	NA	\$29.24	NA	TBD	NA	NA	\$19.99
	NRC - Service Order submitted Manually, per LSR, Disconnect	SOMAN	NA	\$3.84	NA	\$3.94	NA	TBD	NA	NA	TBD
	NRC - Incremental Charge - Manual Service Order - 1st	SOMAN	TBD	NA	NA	NA	\$18.14	TBD	NA	NA	NA
	NRC - Incremental Charge - Manual Service Order - Add'l	SOMAN	TBD	NA	NA	NA	\$8.06	TBD	NA	NA	NA
	NRC - Incremental Charge - Manual Service Order - Disconnect	SOMAN	TBD	NA	NA	NA	\$11.41	TBD	NA	NA	NA
	NRC - Incremental Charge - Manual Order Coordination - per loop	USBMC	\$51.29	\$16.31	\$34.22	\$16.31	\$16.29	TBD	\$45.34	\$45.43	\$55.00
	SUB-LOOP FEEDER										
	Cross-Box Set-Up										
	NRC - DS0 Set-Up per Cross Box location - CLEC Distribution Facility set-up	USBFW	517.43	711.78	\$421.08	627.16	\$639.68	TBD	498.09	510.15	TBD
	NRC - DS0 Set-Up per Cross Box location - per 25 pair panel set-up	USBFX	44.87	45.28	\$67.10	45.28	\$45.22	TBD	45.04	44.84	TBD

BELLSOUTH/Xspedius RATES
NETWORK ELEMENTS
AND OTHER SERVICES

	NRC - DS1 Set-Up per Cross Box location - CLEC Distribution Facility set-up	USBFY	517.43	711.78	\$421.08	627.16	\$639.68	TBD	498.09	510.15	TBD
	NRC - DS1 Set-Up per Cross Box location - per pair panel set-up	USBFZ	44.87	45.28	\$67.10	45.28	\$45.22	TBD	45.04	44.84	TBD
	2-Wire Analog VG Ground-Start Unbundled Sub-Loop Feeder, per month	USBFA	\$13.68	NA	\$8.58	NA	NA	TBD	NA	\$10.06	NA
	Zone 1, per month	USBFA	TBD	\$10.75	TBD	\$10.36	\$11.01	TBD	\$8.92	NA	TBD
	Zone 2, per month	USBFA	TBD	\$11.57	TBD	\$13.62	\$13.36	TBD	\$14.10	NA	TBD
	Zone 3, per month	USBFA	TBD	\$13.51	TBD	\$19.69	\$21.56	TBD	\$16.11	NA	TBD
	Zone 4, per month	USBFA	NA	NA	NA	NA	NA	NA	NA	NA	TBD
	NRC - 1st	USBFA	\$198.42	\$193.62	\$206.44	\$192.57	\$192.30	TBD	\$122.52	\$199.27	TBD
	NRC - Add'l	USBFA	\$116.66	\$113.00	\$170.05	\$111.96	\$111.80	TBD	\$46.61	\$60.33	TBD
	NRC - Disconnect Charge - 1st	USBFA	\$119.95	\$116.59	TBD	\$119.14	\$118.57	TBD	\$77.90	NA	TBD
	NRC - Disconnect Charge - Add'l	USBFA	\$27.04	\$26.70	TBD	\$26.79	\$26.66	TBD	\$14.68	NA	TBD
	NRC - Service Order submitted Electronically, per LSR	SOMEK	\$3.50	\$2.75	\$3.50	\$3.50	\$3.50	TBD	\$3.50	\$3.50	TBD
	NRC - Service Order submitted Electronically, per LSR - Disconnect	SOMEK	NA	\$0.42	NA	NA	NA	TBD	NA	NA	TBD
	NRC - Service Order submitted Manually, per LSR	SOMAN	NA	\$21.56	NA	\$29.24	NA	TBD	NA	NA	TBD
	NRC - Service Order submitted Manually, per LSR, Disconnect	SOMAN	NA	\$3.84	NA	\$3.94	NA	TBD	NA	NA	TBD
	NRC - Incremental Charge - Manual Service Order - 1st	SOMAN	TBD	NA	\$18.94	NA	\$18.14	TBD	\$26.94	NA	TBD
	NRC - Incremental Charge - Manual Service Order - Add'l	SOMAN	TBD	NA	\$8.42	NA	\$8.06	TBD	\$12.76	NA	TBD
	NRC - Incremental Charge - Manual Service Order - Disconnect	SOMAN	TBD	NA	TBD	NA	\$11.41	TBD	\$15.12	NA	TBD
	2-Wire Analog VG Loop-Start Unbundled Sub-Loop Feeder, per month	USBFB	\$13.68	NA	\$8.58	NA	NA	TBD	NA	\$10.06	NA
	Zone 1, per month	USBFB	TBD	\$10.75	TBD	\$10.36	\$11.01	TBD	\$8.92	NA	TBD
	Zone 2, per month	USBFB	TBD	\$11.57	TBD	\$13.62	\$13.36	TBD	\$14.10	NA	TBD
	Zone 3, per month	USBFB	TBD	\$13.51	TBD	\$19.69	\$21.56	TBD	\$16.11	NA	TBD
	Zone 4, per month	USBFB	NA	NA	NA	NA	NA	TBD	NA	NA	TBD
	NRC - 1st	USBFB	\$198.42	\$193.62	\$206.44	\$192.57	\$192.30	TBD	\$122.52	\$199.27	TBD
	NRC - Add'l	USBFB	\$116.66	\$113.00	\$170.05	\$111.96	\$111.80	TBD	\$46.61	\$60.33	TBD
	NRC - Disconnect Charge - 1st	USBFB	\$119.95	\$116.59	TBD	\$119.14	\$118.57	TBD	\$77.90	NA	TBD
	NRC - Disconnect Charge - Add'l	USBFB	\$27.04	\$26.70	TBD	\$26.79	\$26.66	TBD	\$14.68	NA	TBD
	NRC - Service Order submitted Electronically, per LSR	SOMEK	\$3.50	\$2.75	\$3.50	\$3.50	\$3.50	TBD	\$3.50	\$3.50	TBD
	NRC - Service Order submitted Electronically, per LSR - Disconnect	SOMEK	NA	\$0.42	NA	NA	NA	TBD	NA	NA	TBD
	NRC - Service Order submitted Manually, per LSR	SOMAN	NA	\$21.56	NA	\$29.24	NA	TBD	NA	NA	TBD
	NRC - Service Order submitted Manually, per LSR, Disconnect	SOMAN	NA	\$3.84	NA	\$3.94	NA	TBD	NA	NA	TBD
	NRC - Incremental Charge - Manual Service Order - 1st	SOMAN	TBD	NA	\$18.94	NA	\$18.14	TBD	\$26.94	NA	TBD
	NRC - Incremental Charge - Manual Service Order - Add'l	SOMAN	TBD	NA	\$8.42	NA	\$8.06	TBD	\$12.76	NA	TBD
	NRC - Incremental Charge - Manual Service Order - Disconnect	SOMAN	TBD	NA	TBD	NA	\$11.41	TBD	\$15.12	NA	TBD
	2-Wire Analog VG Reverse Battery Unb Sub-Loop Feeder, per mo	USBFC	\$13.68	NA	\$8.58	NA	NA	TBD	NA	\$10.06	NA
	Zone 1, per month	USBFC	TBD	\$10.75	TBD	\$10.36	\$11.01	TBD	\$8.92	NA	TBD
	Zone 2, per month	USBFC	TBD	\$11.57	TBD	\$13.62	\$13.36	TBD	\$14.10	NA	TBD
	Zone 3, per month	USBFC	TBD	\$13.51	TBD	\$19.69	\$21.56	TBD	\$16.11	NA	TBD
	Zone 4, per month	USBFC	NA	NA	NA	NA	NA	TBD	NA	NA	NA
	NRC - 1st	USBFC	\$198.42	\$193.62	\$206.44	\$192.57	\$192.30	TBD	\$122.52	\$199.27	TBD
	NRC - Add'l	USBFC	\$116.66	\$113.00	\$170.05	\$111.96	\$111.80	TBD	\$46.61	\$60.33	TBD
	NRC - Disconnect Charge - 1st	USBFC	\$119.95	\$116.59	TBD	\$119.14	\$118.57	TBD	\$77.90	NA	TBD
	NRC - Disconnect Charge - Add'l	USBFC	\$27.04	\$26.70	TBD	\$26.79	\$26.66	TBD	\$14.68	NA	TBD
	NRC - Service Order submitted Electronically, per LSR	SOMEK	\$3.50	\$2.75	\$3.50	\$3.50	\$3.50	TBD	\$3.50	\$3.50	TBD
	NRC - Service Order submitted Electronically, per LSR - Disconnect	SOMEK	NA	\$0.42	NA	NA	NA	TBD	NA	NA	TBD
	NRC - Service Order submitted Manually, per LSR	SOMAN	NA	\$21.56	NA	\$29.24	NA	TBD	NA	NA	TBD
	NRC - Service Order submitted Manually, per LSR, Disconnect	SOMAN	NA	\$3.84	NA	\$3.94	NA	TBD	NA	NA	TBD
	NRC - Incremental Charge - Manual Service Order - 1st	SOMAN	TBD	NA	\$18.94	NA	\$18.14	TBD	\$26.94	NA	TBD
	NRC - Incremental Charge - Manual Service Order - Add'l	SOMAN	TBD	NA	\$8.42	NA	\$8.06	TBD	\$12.76	NA	TBD
	NRC - Incremental Charge - Manual Service Order - Disconnect	SOMAN	TBD	NA	TBD	NA	\$11.41	TBD	\$15.12	NA	TBD

BELLSOUTH/Xspedius RATES
NETWORK ELEMENTS
AND OTHER SERVICES

4-Wire Analog VG Ground-Start Unbundled Sub-Loop Feeder, per month		USBFD	\$24.94	NA	\$19.91	NA	NA	NA	NA	\$10.22	NA	
	Zone 1, per month	USBFD	TBD	\$23.35	TBD	\$30.69	\$25.90	TBD	\$21.91	NA	TBD	
	Zone 2, per month	USBFD	TBD	\$27.94	TBD	\$36.12	\$27.00	TBD	\$35.92	NA	TBD	
	Zone 3, per month	USBFD	TBD	\$40.51	TBD	\$22.90	\$25.61	TBD	\$41.37	NA	TBD	
	Zone 4, per month	USBFD	NA	NA	NA	NA	NA	TBD	NA	NA	NA	
	NRC - 1st	USBFD	\$224.21	\$222.74	\$243.41	\$221.19	\$220.87	TBD	\$226.36	\$232.76	TBD	
	NRC - Add'l	USBFD	\$142.45	\$140.22	\$81.32	\$138.67	\$138.47	TBD	\$144.28	\$91.92	TBD	
	NRC - Disconnect Charge - 1st	USBFD	\$131.15	\$127.64	\$134.77	\$133.53	\$135.74	TBD	\$96.50	NA	TBD	
	NRC - Disconnect Charge - Add'l	USBFD	\$34.66	\$32.91	\$33.93	\$33.69	\$34.25	TBD	\$25.82	NA	TBD	
	NRC - Service Order submitted Electronically, per LSR	SOMECE	\$3.50	\$2.75	\$3.50	\$3.50	\$3.50	TBD	\$3.50	\$3.50	TBD	
	NRC - Service Order submitted Electronically, per LSR - Disconnect	SOMECE	NA	\$0.42	NA	NA	NA	TBD	NA	NA	TBD	
	NRC - Service Order submitted Manually, per LSR	SOMAN	NA	\$21.56	NA	\$29.24	NA	TBD	NA	NA	TBD	
	NRC - Service Order submitted Manually, per LSR, Disconnect	SOMAN	NA	\$3.84	NA	\$3.94	NA	TBD	NA	NA	TBD	
	NRC - Incremental Charge - Manual Service Order - 1st	SOMAN	TBD	NA	NA	NA	\$18.14	TBD	NA	NA	TBD	
	NRC - Incremental Charge - Manual Service Order - Add'l	SOMAN	TBD	NA	NA	NA	\$8.06	TBD	NA	NA	TBD	
	NRC - Incremental Charge - Manual Service Order - Disconnect	SOMAN	TBD	NA	NA	NA	\$11.41	TBD	NA	NA	TBD	
4-Wire Analog VG Loop-Start Unbundled Sub-Loop Feeder, per month		USBFE	\$24.94	NA	\$19.91	NA	NA	TBD	NA	\$10.22	NA	
	Zone 1, per month	USBFE	TBD	\$23.35	TBD	\$30.69	\$25.90	TBD	\$21.91	NA	TBD	
	Zone 2, per month	USBFE	TBD	\$27.94	TBD	\$36.12	\$27.00	TBD	\$35.92	NA	TBD	
	Zone 3, per month	USBFE	TBD	\$40.51	TBD	\$22.90	\$25.61	TBD	\$41.37	NA	TBD	
	Zone 4, per month	USBFE	NA	NA	NA	NA	NA	TBD	NA	NA	NA	
	NRC - 1st	USBFE	\$224.21	\$222.74	\$243.41	\$221.19	\$220.87	TBD	\$226.36	\$232.76	TBD	
	NRC - Add'l	USBFE	\$142.45	\$140.22	\$81.32	\$138.67	\$138.47	TBD	\$144.28	\$91.92	TBD	
	NRC - Disconnect Charge - 1st	USBFE	\$131.15	\$127.64	\$134.77	\$133.53	\$135.74	TBD	\$96.50	NA	TBD	
	NRC - Disconnect Charge - Add'l	USBFE	\$34.66	\$32.91	\$33.93	\$33.69	\$34.25	TBD	\$25.82	NA	TBD	
	NRC - Service Order submitted Electronically, per LSR	SOMECE	\$3.50	\$2.75	\$3.50	\$3.50	\$3.50	TBD	\$3.50	\$3.50	TBD	
	NRC - Service Order submitted Electronically, per LSR - Disconnect	SOMECE	NA	\$0.42	NA	NA	NA	TBD	NA	NA	TBD	
	NRC - Service Order submitted Manually, per LSR	SOMAN	NA	\$21.56	NA	\$29.24	NA	TBD	NA	NA	TBD	
	NRC - Service Order submitted Manually, per LSR, Disconnect	SOMAN	NA	\$3.84	NA	\$3.94	NA	TBD	NA	NA	TBD	
	NRC - Incremental Charge - Manual Service Order - 1st	SOMAN	TBD	NA	NA	NA	\$18.14	TBD	NA	NA	TBD	
	NRC - Incremental Charge - Manual Service Order - Add'l	SOMAN	TBD	NA	NA	NA	\$8.06	TBD	NA	NA	TBD	
	NRC - Incremental Charge - Manual Service Order - Disconnect	SOMAN	TBD	NA	NA	NA	\$11.41	TBD	NA	NA	TBD	
2-Wire ISDN Unbundled Sub-Loop Feeder, per month		USBFF	\$23.66	NA	\$17.73	NA	NA	NA	NA	\$24.33	NA	
	Zone 1, per month	USBFF	TBD	\$22.39	TBD	\$17.75	\$19.34	TBD	\$19.63	NA	TBD	
	Zone 2, per month	USBFF	TBD	\$25.85	TBD	\$23.67	\$24.09	TBD	\$31.61	NA	TBD	
	Zone 3, per month	USBFF	TBD	\$26.12	TBD	\$29.90	\$32.27	TBD	36.27	NA	TBD	
	Zone 4, per month	USBFF	NA	NA	NA	NA	NA	TBD	NA	NA	NA	
	NRC - 1st	USBFF	\$200.26	\$222.74	\$208.50	\$218.90	\$218.59	TBD	\$202.01	\$293.73	TBD	
	NRC - Add'l	USBFF	\$104.51	\$140.22	\$62.31	\$136.39	\$136.19	TBD	\$105.88	\$126.38	TBD	
	NRC - Disconnect Charge - 1st	USBFF	\$119.95	\$127.64	\$119.68	\$121.40	\$120.82	TBD	\$92.57	NA	TBD	
	NRC - Disconnect Charge - Add'l	USBFF	\$27.04	\$32.91	\$29.58	\$26.04	\$25.91	TBD	\$21.09	NA	TBD	
	NRC - Service Order submitted Electronically, per LSR	SOMECE	\$3.50	\$2.75	\$3.50	\$3.50	\$3.50	TBD	\$3.50	\$3.50	TBD	
	NRC - Service Order submitted Electronically, per LSR - Disconnect	SOMECE	NA	\$0.42	NA	NA	NA	TBD	NA	NA	TBD	
	NRC - Service Order submitted Manually, per LSR	SOMAN	NA	\$21.56	NA	\$29.24	NA	TBD	NA	NA	TBD	
	NRC - Service Order submitted Manually, per LSR, Disconnect	SOMAN	NA	\$3.84	NA	\$3.94	NA	TBD	NA	NA	TBD	
	NRC - Incremental Charge - Manual Service Order - 1st	SOMAN	TBD	NA	NA	NA	\$18.14	TBD	NA	NA	TBD	
	NRC - Incremental Charge - Manual Service Order - Add'l	SOMAN	TBD	NA	NA	NA	\$8.06	TBD	NA	NA	TBD	
	NRC - Incremental Charge - Manual Service Order - Disconnect	SOMAN	TBD	NA	NA	NA	\$11.41	TBD	NA	NA	TBD	
4-Wire DSI Unbundled Sub-Loop Feeder, per month		USBFG	\$49.54	NA	TBD	NA	NA	NA	NA	NA	NA	
	Zone 1, per month	USBFG	TBD	\$56.00	TBD	\$74.60	\$64.67	TBD	\$39.69	TBD	TBD	
	Zone 2, per month	USBFG	TBD	\$80.13	TBD	\$104.09	\$92.67	TBD	\$67.36	TBD	TBD	
	Zone 3, per month	USBFG	TBD	\$156.12	TBD	\$151.77	\$309.79	TBD	\$78.12	TBD	TBD	

**BELLSOUTH/Xpedius RATES
NETWORK ELEMENTS
AND OTHER SERVICES**

	Zone 4, per month	USBFG	NA	NA	NA	NA	NA	TBD	NA	NA	NA	
	NRC - 1st	USBFG	\$272.55	\$211.55	TBD	\$209.62	\$209.47	TBD	\$393.01	TBD	TBD	
	NRC - Add'l	USBFG	\$133.92	\$129.04	TBD	\$127.11	\$127.07	TBD	\$153.37	TBD	TBD	
	NRC - Disconnect Charge - 1st	USBFG	\$155.15	\$127.78	TBD	\$133.43	\$135.74	TBD	NA	TBD	TBD	
	NRC - Disconnect Charge - Add'l	USBFG	\$24.59	\$33.06	TBD	\$33.59	\$34.25	TBD	NA	TBD	TBD	
	NRC - Service Order submitted Electronically, per LSR	SOMECS	\$3.50	\$2.75	\$3.50	\$3.50	\$3.50	TBD	\$3.50	\$3.50	TBD	
	NRC - Service Order submitted Electronically, per LSR - Disconnect	SOMECS	NA	\$0.42	NA	NA	NA	TBD	NA	NA	TBD	
	NRC - Service Order submitted Manually, per LSR	SOMAN	NA	\$21.56	NA	\$29.24	NA	TBD	NA	NA	TBD	
	NRC - Service Order submitted Manually, per LSR, Disconnect	SOMAN	NA	\$3.84	NA	\$3.94	NA	TBD	NA	NA	TBD	
	NRC - Incremental Charge - Manual Service Order - 1st	SOMAN	TBD	NA	TBD	NA	\$18.14	TBD	\$42.19	TBD	TBD	
	NRC - Incremental Charge - Manual Service Order - Add'l	SOMAN	TBD	NA	TBD	NA	\$8.06	TBD	\$12.76	TBD	TBD	
	NRC - Incremental Charge - Manual Service Order - Disconnect	SOMAN	TBD	NA	TBD	NA	\$11.41	TBD	NA	TBD	TBD	
	2-Wire Copper Unbundled Sub-Loop Feeder, per month	USBFH	\$10.59	NA	NA	NA	NA	NA	NA	\$10.78	NA	
	Zone 1, per month	USBFH	TBD	\$11.01	TBD	\$8.29	\$8.81	TBD	\$10.66	NA	TBD	
	Zone 2, per month	USBFH	TBD	\$9.78	TBD	\$7.30	\$7.72	TBD	\$16.44	NA	TBD	
	Zone 3, per month	USBFH	TBD	\$7.83	TBD	\$6.03	\$5.93	TBD	\$18.69	NA	TBD	
	Zone 4, per month	USBFH	NA	NA	NA	NA	\$174.93	TBD	NA	NA	NA	
	NRC - 1st	USBFH	\$172.20	\$175.18	TBD	\$175.18	\$92.53	TBD	\$172.89	\$259.80	TBD	
	NRC - Add'l	USBFH	\$90.45	\$92.66	TBD	\$92.66	\$116.22	TBD	\$90.81	\$106.45	TBD	
	NRC - Disconnect Charge - 1st	USBFH	\$114.73	\$113.67	TBD	\$116.78	\$21.31	TBD	\$88.27	NA	TBD	
	NRC - Disconnect Charge - Add'l	USBFH	\$21.82	\$20.84	TBD	\$21.41	\$21.13	TBD	\$16.79	NA	TBD	
	NRC - Service Order submitted Electronically, per LSR	SOMECS	\$3.50	\$2.75	\$3.50	\$3.50	\$3.50	TBD	\$3.50	\$3.50	TBD	
	NRC - Service Order submitted Electronically, per LSR - Disconnect	SOMECS	NA	\$0.42	NA	NA	NA	TBD	NA	NA	TBD	
	NRC - Service Order submitted Manually, per LSR	SOMAN	NA	\$21.56	NA	\$29.24	NA	TBD	NA	NA	TBD	
	NRC - Service Order submitted Manually, per LSR, Disconnect	SOMAN	NA	\$3.84	NA	\$3.94	NA	TBD	NA	NA	TBD	
	NRC - Incremental Charge - Manual Service Order - 1st	SOMAN	TBD	NA	TBD	NA	\$18.14	TBD	NA	NA	TBD	
	NRC - Incremental Charge - Manual Service Order - Add'l	SOMAN	TBD	NA	TBD	NA	\$8.06	TBD	NA	NA	TBD	
	NRC - Incremental Charge - Manual Service Order - Disconnect	SOMAN	TBD	NA	TBD	NA	\$11.41	TBD	NA	NA	TBD	
	NRC - Incremental Charge - Manual Order Coordination - per loop	USBMC	\$51.29	\$16.31	TBD	\$16.31	\$16.29	TBD	\$45.34	\$45.53	TBD	
	4-Wire Copper Unbundled Sub-Loop Feeder, per month	USBFJ	\$15.01	NA	NA	NA	NA	NA	NA	\$15.63	NA	
	Zone 1, per month	USBFJ	TBD	\$20.59	TBD	\$16.55	\$20.58	TBD	\$14.68	NA	TBD	
	Zone 2, per month	USBFJ	TBD	\$21.48	TBD	\$15.35	\$14.96	TBD	\$23.74	NA	TBD	
	Zone 3, per month	USBFJ	TBD	\$17.70	TBD	\$12.52	\$13.15	TBD	\$27.26	NA	TBD	
	Zone 4, per month	USBFJ	NA	NA	NA	NA	NA	TBD	NA	NA	NA	
	NRC - 1st	USBFJ	\$206.32	\$209.61	TBD	\$209.61	\$209.31	TBD	\$207.14	\$294.59	TBD	
	NRC - Add'l	USBFJ	\$134.23	\$127.09	TBD	\$127.09	\$126.91	TBD	\$134.77	\$152.62	TBD	
	NRC - Disconnect Charge - 1st	USBFJ	\$123.01	\$119.80	TBD	\$126.27	\$128.36	TBD	\$90.12	NA	TBD	
	NRC - Disconnect Charge - Add'l	USBFJ	\$26.53	\$25.07	TBD	\$26.43	\$26.87	TBD	\$19.44	NA	TBD	
	NRC - Service Order submitted Electronically, per LSR	SOMECS	\$3.50	\$2.75	\$3.50	\$3.50	\$3.50	TBD	\$3.50	\$3.50	TBD	
	NRC - Service Order submitted Electronically, per LSR - Disconnect	SOMECS	NA	\$0.42	NA	NA	NA	TBD	NA	NA	TBD	
	NRC - Service Order submitted Manually, per LSR	SOMAN	NA	\$21.56	NA	\$29.24	NA	TBD	NA	NA	TBD	
	NRC - Service Order submitted Manually, per LSR, Disconnect	SOMAN	NA	\$3.84	NA	\$3.94	NA	TBD	NA	NA	TBD	
	NRC - Incremental Charge - Manual Service Order - 1st	SOMAN	TBD	NA	TBD	NA	\$18.14	TBD	NA	NA	TBD	
	NRC - Incremental Charge - Manual Service Order - Add'l	SOMAN	TBD	NA	TBD	NA	\$8.06	TBD	NA	NA	TBD	
	NRC - Incremental Charge - Manual Service Order - Disconnect	SOMAN	TBD	NA	TBD	NA	\$11.41	TBD	NA	NA	TBD	
	NRC - Incremental Charge - Manual Order Coordination - per loop	USBMC	\$51.29	\$16.31	TBD	\$16.31	\$16.29	TBD	\$45.34	\$45.43	TBD	
	4-Wire 2.4 KBPS Digital Unbundled Sub-Loop Feeder, per month	USBFK	\$30.97	NA	NA	NA	NA	NA	NA	\$32.47	NA	
	Zone 1, per month	USBFK	TBD	\$24.89	TBD	\$27.38	\$27.16	TBD	\$26.71	NA	TBD	
	Zone 2, per month	USBFK	TBD	\$28.83	TBD	\$33.41	\$24.93	TBD	\$44.07	NA	TBD	
	Zone 3, per month	USBFK	TBD	\$29.16	TBD	\$24.47	\$25.05	TBD	\$50.83	NA	TBD	
	Zone 4, per month	USBFK	NA	NA	NA	NA	NA	TBD	NA	NA	NA	
	NRC - 1st	USBFK	\$212.90	\$211.32	TBD	\$209.77	\$209.47	TBD	\$215.00	\$309.57	TBD	

**BELLSOUTH/Xspedius RATES
NETWORK ELEMENTS
AND OTHER SERVICES**

	NRC - Add'l	USBFK	\$131.14	\$128.81	TBD	\$127.26	\$127.07	TBD	\$132.92	\$157.93	TBD
	NRC - Disconnect Charge - 1st	USBFK	\$131.15	\$127.64	TBD	\$133.53	\$135.74	TBD	\$96.50	NA	TBD
	NRC - Disconnect Charge - Add'l	USBFK	\$34.66	\$32.91	TBD	\$33.69	\$34.25	TBD	\$25.82	NA	TBD
	NRC - Service Order submitted Electronically, per LSR	SOMEK	\$3.50	\$2.75	\$3.50	\$3.50	\$3.50	TBD	\$3.50	\$3.50	TBD
	NRC - Service Order submitted Electronically, per LSR - Disconnect	SOMEK	NA	\$0.42	NA	NA	NA	TBD	NA	NA	TBD
	NRC - Service Order submitted Manually, per LSR	SOMAN	NA	\$21.56	NA	\$29.24	NA	TBD	NA	NA	TBD
	NRC - Service Order submitted Manually, per LSR, Disconnect	SOMAN	NA	\$3.84	NA	\$3.94	NA	TBD	NA	NA	TBD
	NRC - Incremental Charge - Manual Service Order - 1st	SOMAN	TBD	NA	TBD	NA	\$18.14	TBD	NA	NA	TBD
	NRC - Incremental Charge - Manual Service Order - Add'l	SOMAN	TBD	NA	TBD	NA	\$8.06	TBD	NA	NA	TBD
	NRC - Incremental Charge - Manual Service Order - Disconnect	SOMAN	TBD	NA	TBD	NA	\$11.41	TBD	NA	NA	TBD
	4-Wire 4.8 KBPS Digital Unbundled Sub-Loop Feeder, per month	USBFL	\$30.97	NA	NA	NA	NA	NA	NA	\$32.47	NA
	Zone 1, per month	USBFL	TBD	\$24.89	TBD	\$27.38	\$27.16	TBD	\$26.71	NA	TBD
	Zone 2, per month	USBFL	TBD	\$28.83	TBD	\$33.41	\$24.93	TBD	\$44.07	NA	TBD
	Zone 3, per month	USBFL	TBD	\$29.16	TBD	\$24.47	\$25.05	TBD	\$50.83	NA	TBD
	Zone 4, per month	USBFL	NA	NA	NA	NA	NA	TBD	NA	NA	NA
	NRC - 1st	USBFL	\$212.90	\$211.32	TBD	\$209.77	\$209.47	TBD	\$215.00	\$309.57	TBD
	NRC - Add'l	USBFL	\$131.14	\$128.81	TBD	\$127.26	\$127.07	TBD	\$132.92	\$157.93	TBD
	NRC - Disconnect Charge - 1st	USBFL	\$131.15	\$127.64	TBD	\$133.53	\$135.74	TBD	\$96.50	NA	TBD
	NRC - Disconnect Charge - Add'l	USBFL	\$34.66	\$32.91	TBD	\$33.69	\$34.25	TBD	\$25.82	NA	TBD
	NRC - Service Order submitted Electronically, per LSR	SOMEK	\$3.50	\$2.75	\$3.50	\$3.50	\$3.50	TBD	\$3.50	\$3.50	TBD
	NRC - Service Order submitted Electronically, per LSR - Disconnect	SOMEK	NA	\$0.42	NA	NA	NA	TBD	NA	NA	TBD
	NRC - Service Order submitted Manually, per LSR	SOMAN	NA	\$21.56	NA	\$29.24	NA	TBD	NA	NA	TBD
	NRC - Service Order submitted Manually, per LSR, Disconnect	SOMAN	NA	\$3.84	NA	\$3.94	NA	TBD	NA	NA	TBD
	NRC - Incremental Charge - Manual Service Order - 1st	SOMAN	TBD	NA	TBD	NA	\$18.14	TBD	NA	NA	TBD
	NRC - Incremental Charge - Manual Service Order - Add'l	SOMAN	TBD	NA	TBD	NA	\$8.06	TBD	NA	NA	TBD
	NRC - Incremental Charge - Manual Service Order - Disconnect	SOMAN	TBD	NA	TBD	NA	\$11.41	TBD	NA	NA	TBD
	4-Wire 9.6 KBPS Digital Unbundled Sub-Loop Feeder, per month	USBFM	\$30.97	NA	NA	NA	NA	NA	NA	\$32.47	NA
	Zone 1, per month	USBFM	TBD	\$24.89	TBD	\$27.38	\$27.16	TBD	\$26.71	NA	TBD
	Zone 2, per month	USBFM	TBD	\$28.83	TBD	\$33.41	\$24.93	TBD	\$44.07	NA	TBD
	Zone 3, per month	USBFM	TBD	\$29.16	TBD	\$24.47	\$25.05	TBD	\$50.83	NA	TBD
	Zone 4, per month	USBFM	NA	NA	NA	NA	NA	TBD	NA	NA	NA
	NRC - 1st	USBFM	\$212.90	\$211.32	TBD	\$209.77	\$209.47	TBD	\$215.00	\$309.57	TBD
	NRC - Add'l	USBFM	\$131.14	\$128.81	TBD	\$127.26	\$127.07	TBD	\$132.92	\$157.93	TBD
	NRC - Disconnect Charge - 1st	USBFM	\$131.15	\$127.64	TBD	\$133.53	\$135.74	TBD	\$96.50	NA	TBD
	NRC - Disconnect Charge - Add'l	USBFM	\$34.66	\$32.91	TBD	\$33.69	\$34.25	TBD	\$25.82	NA	TBD
	NRC - Service Order submitted Electronically, per LSR	SOMEK	\$3.50	\$2.75	\$3.50	\$3.50	\$3.50	TBD	\$3.50	\$3.50	TBD
	NRC - Service Order submitted Electronically, per LSR - Disconnect	SOMEK	NA	\$0.42	NA	NA	NA	TBD	NA	NA	TBD
	NRC - Service Order submitted Manually, per LSR	SOMAN	NA	\$21.56	NA	\$29.24	NA	TBD	NA	NA	TBD
	NRC - Service Order submitted Manually, per LSR, Disconnect	SOMAN	NA	\$3.84	NA	\$3.94	NA	TBD	NA	NA	TBD
	NRC - Incremental Charge - Manual Service Order - 1st	SOMAN	TBD	NA	TBD	NA	\$18.14	TBD	NA	NA	TBD
	NRC - Incremental Charge - Manual Service Order - Add'l	SOMAN	TBD	NA	TBD	NA	\$8.06	TBD	NA	NA	TBD
	NRC - Incremental Charge - Manual Service Order - Disconnect	SOMAN	TBD	NA	TBD	NA	\$11.41	TBD	NA	NA	TBD
	4-Wire 19.2 KBPS Digital Unbundled Sub-Loop Feeder, per month	USBFN	\$30.97	NA	NA	NA	NA	NA	NA	\$32.47	NA
	Zone 1, per month	USBFN	TBD	\$24.89	TBD	\$27.38	\$27.16	TBD	\$26.71	NA	TBD
	Zone 2, per month	USBFN	TBD	\$28.83	TBD	\$33.41	\$24.93	TBD	\$44.07	NA	TBD
	Zone 3, per month	USBFN	TBD	\$29.16	TBD	\$24.47	\$25.05	TBD	\$50.83	NA	TBD
	Zone 4, per month	USBFN	NA	NA	NA	NA	NA	TBD	NA	NA	NA
	NRC - 1st	USBFN	\$212.90	\$211.32	TBD	\$209.77	\$209.47	TBD	\$215.00	\$309.57	TBD
	NRC - Add'l	USBFN	\$131.14	\$128.81	TBD	\$127.26	\$127.07	TBD	\$132.92	\$157.93	TBD
	NRC - Disconnect Charge - 1st	USBFN	\$131.15	\$127.64	TBD	\$133.53	\$135.74	TBD	\$96.50	NA	TBD
	NRC - Disconnect Charge - Add'l	USBFN	\$34.66	\$32.91	TBD	\$33.69	\$34.25	TBD	\$25.82	NA	TBD
	NRC - Service Order submitted Electronically, per LSR	SOMEK	\$3.50	\$2.75	NA	\$3.50	\$3.50	TBD	\$3.50	\$3.50	TBD

BELLSOUTH/Xspedius RATES
NETWORK ELEMENTS
AND OTHER SERVICES

	NRC - Service Order submitted Electronically, per LSR - Disconnect	SOMEK	NA	\$0.42	NA	NA	NA	TBD	NA	NA	TBD
	NRC - Service Order submitted Manually, per LSR	SOMAN	NA	\$21.56	NA	\$29.24	NA	TBD	NA	NA	TBD
	NRC - Service Order submitted Manually, per LSR, Disconnect	SOMAN	NA	\$3.84	NA	\$3.94	NA	TBD	NA	NA	TBD
	NRC - Incremental Charge - Manual Service Order - 1st	SOMAN	TBD	NA	TBD	NA	\$18.14	TBD	NA	NA	TBD
	NRC - Incremental Charge - Manual Service Order - Add'l	SOMAN	TBD	NA	TBD	NA	\$8.06	TBD	NA	NA	TBD
	NRC - Incremental Charge - Manual Service Order - Disconnect	SOMAN	TBD	NA	TBD	NA	\$11.41	TBD	NA	NA	TBD
	4-Wire 56 KBPS Digital Unbundled Sub-Loop Feeder, per month	USBFO	\$30.97	NA	NA	NA	NA	NA	NA	\$32.47	NA
	Zone 1, per month	USBFO	TBD	\$24.89	TBD	\$27.38	\$27.16	TBD	\$26.71	NA	TBD
	Zone 2, per month	USBFO	TBD	\$28.83	TBD	\$33.41	\$24.93	TBD	\$44.07	NA	TBD
	Zone 3, per month	USBFO	TBD	\$29.16	TBD	\$24.47	\$25.05	TBD	\$50.83	NA	TBD
	Zone 4, per month	USBFO	NA	NA	NA	NA	NA	TBD	NA	NA	NA
	NRC - 1st	USBFO	\$212.90	\$211.32	TBD	\$209.77	\$209.47	TBD	\$215.00	\$309.57	TBD
	NRC - Add'l	USBFO	\$131.14	\$128.81	TBD	\$127.26	\$127.07	TBD	\$132.92	\$157.93	TBD
	NRC - Disconnect Charge - 1st	USBFO	\$131.15	\$127.64	TBD	\$133.53	\$135.74	TBD	\$96.50	NA	TBD
	NRC - Disconnect Charge - Add'l	USBFO	\$34.66	\$32.91	TBD	\$33.69	\$34.25	TBD	\$25.82	NA	TBD
	NRC - Service Order submitted Electronically, per LSR	SOMEK	\$3.50	\$2.75	NA	\$3.50	\$3.50	TBD	\$3.50	\$3.50	TBD
	NRC - Service Order submitted Electronically, per LSR - Disconnect	SOMEK	NA	\$0.42	NA	NA	NA	TBD	NA	NA	TBD
	NRC - Service Order submitted Manually, per LSR	SOMAN	NA	\$21.56	NA	\$29.24	NA	TBD	NA	NA	TBD
	NRC - Service Order submitted Manually, per LSR, Disconnect	SOMAN	NA	\$3.84	NA	\$3.94	NA	TBD	NA	NA	TBD
	NRC - Incremental Charge - Manual Service Order - 1st	SOMAN	TBD	NA	TBD	NA	\$18.14	TBD	NA	NA	TBD
	NRC - Incremental Charge - Manual Service Order - Add'l	SOMAN	TBD	NA	TBD	NA	\$8.06	TBD	NA	NA	TBD
	NRC - Incremental Charge - Manual Service Order - Disconnect	SOMAN	TBD	NA	TBD	NA	\$11.41	TBD	NA	NA	TBD
	4-Wire 64 KBPS Digital Unbundled Sub-Loop Feeder, per month	USBFP	\$30.97	NA	NA	NA	NA	NA	NA	\$32.47	NA
	Zone 1, per month	USBFP	TBD	\$24.89	TBD	\$27.38	\$27.16	TBD	\$26.71	NA	TBD
	Zone 2, per month	USBFP	TBD	\$28.83	TBD	\$33.41	\$24.93	TBD	\$44.07	NA	TBD
	Zone 3, per month	USBFP	TBD	\$29.16	TBD	\$24.47	\$25.05	TBD	\$50.83	NA	TBD
	Zone 4, per month	USBFP	NA	NA	NA	NA	NA	TBD	NA	NA	NA
	NRC - 1st	USBFP	\$212.90	\$211.32	TBD	\$209.77	\$209.47	TBD	\$215.00	\$309.57	TBD
	NRC - Add'l	USBFP	\$131.14	\$128.81	TBD	\$127.26	\$127.07	TBD	\$132.92	\$157.93	TBD
	NRC - Disconnect Charge - 1st	USBFP	\$131.15	\$127.64	TBD	\$133.53	\$135.74	TBD	\$96.50	NA	TBD
	NRC - Disconnect Charge - Add'l	USBFP	\$34.66	\$32.91	TBD	\$33.69	\$34.25	TBD	\$25.82	NA	TBD
	NRC - Service Order submitted Electronically, per LSR	SOMEK	\$3.50	\$2.75	NA	\$3.50	\$3.50	TBD	\$3.50	\$3.50	TBD
	NRC - Service Order submitted Electronically, per LSR - Disconnect	SOMEK	NA	\$0.42	NA	NA	NA	TBD	NA	NA	TBD
	NRC - Service Order submitted Manually, per LSR	SOMAN	NA	\$21.56	NA	\$29.24	\$29.24	TBD	NA	NA	TBD
	NRC - Service Order submitted Manually, per LSR, Disconnect	SOMAN	NA	\$3.84	NA	\$3.94	\$3.94	TBD	NA	NA	TBD
	NRC - Incremental Charge - Manual Service Order - 1st	SOMAN	TBD	NA	TBD	NA	\$18.14	TBD	NA	NA	TBD
	NRC - Incremental Charge - Manual Service Order - Add'l	SOMAN	TBD	NA	TBD	NA	\$8.06	TBD	NA	NA	TBD
	NRC - Incremental Charge - Manual Service Order - Disconnect	SOMAN	TBD	NA	TBD	NA	\$11.41	TBD	NA	NA	TBD
	Unbundled Sub-Loop Modification										
	NRC - Load Coil/Equipment Removal per 2 Wire pair - 1st	ULM2X	\$358.90	\$357.81	TBD	\$357.82	\$332.79	TBD	\$360.33	\$358.71	TBD
	NRC - Load Coil/Equipment Removal per 2 Wire pair - Add'l	ULM2X	\$8.08	\$8.15	TBD	\$8.15	\$7.49	TBD	\$8.11	\$8.07	TBD
	NRC - Load Coil/Equipment Removal per 4 Wire pair - 1st	ULM4X	\$358.90	\$357.81	TBD	\$357.82	\$332.79	TBD	\$360.33	\$358.71	TBD
	NRC - Load Coil/Equipment Removal per 4 Wire pair - Add'l	ULM4X	\$8.08	\$8.15	TBD	\$8.15	\$7.49	TBD	\$8.11	\$8.07	TBD
	NRC - Bridge Tap Removal per pair unloaded - 1st	ULMBT	\$561.91	\$562.71	TBD	\$562.73	\$521.03	TBD	\$564.15	\$561.62	TBD
	NRC - Bridge Tap Removal per pair unloaded - Add'l	ULMBT	\$10.09	\$10.19	TBD	\$10.19	\$9.36	TBD	\$10.14	\$8.07	TBD
	Loop Make Up										
	NRC - Loop Makeup - Preordering Without Reservation, per working facility queried (Manual) **	UMKLW	\$134.00	\$134.00	\$134.00	\$134.00	\$134.00	\$134.00	\$134.00	\$134.00	\$100.00
	Loop Makeup - Preordering Without Reservation, per spare facility queried (Manual) Maximum number of spare facilities per manual LMUSI is 3. **	UMKLW	\$134.00	\$134.00	\$134.00	\$134.00	\$134.00	\$134.00	\$134.00	\$134.00	\$100.00

**BELLSOUTH/Xspedius RATES
NETWORK ELEMENTS
AND OTHER SERVICES**

	NRC-Loop Makeup - Preordering With Reservation, per spare facility queried (Manual) Max number of spare facilities per manual LMUSI is 3. **	UMKLP	\$140.00	\$140.00	\$140.00	\$140.00	\$140.00	\$140.00	\$140.00	\$140.00	\$100.00	
	NRC - Loop Makeup - Preordering Without Reservation, per working facility queried (Mechanized) **		\$1.08	\$1.08	\$1.08	\$1.08	\$1.08	\$1.08	\$1.08	\$1.08	\$1.08	\$0.6888
	Loop Makeup - Preordering Without Reservation, per spare facility queried (Mechanized) Max number of spare facilities per mechanized LMUSI is 10.**		\$1.08	\$1.08	\$1.08	\$1.08	\$1.08	\$1.08	\$1.08	\$1.08	\$1.08	\$0.6888
	Loop Makeup - Preordering With Reservation, per spare facility queried (Mechanized) Max number of spare facilities per mechanized LMUSI is 10.**		\$1.08	\$1.08	\$1.08	\$1.08	\$1.08	\$1.08	\$1.08	\$1.08	\$1.08	\$0.6888
	Unbundled Network Terminating Wire, per pair, per month	UENPP	\$0.49	\$0.46	\$1.37	\$0.64	\$0.35	TBD	\$0.44	\$0.46	TBD	
	NRC - UNTW Pair, per pair	UENPP	\$40.02	\$65.35	\$2.48	\$65.35	\$64.77	TBD	\$65.82	\$60.93	TBD	
	NRC - Disconnect Charge, per pair	UENPP	\$0.87	NA	\$1.74	NA	NA	TBD	NA	NA	TBD	
	NRC - Service Order submitted Electronically, per LSR	SOMEK	\$3.50	\$2.75	\$3.50	\$3.50	\$3.50	TBD	\$3.50	\$3.50	TBD	
	NRC - Service Order submitted Electronically, per LSR - Disconnect	SOMEK	NA	\$0.42	NA	NA	NA	TBD	TBD	TBD	TBD	
	NRC - Service Order submitted Manually, per LSR	SOMAN	NA	\$21.56	NA	\$29.24	\$29.24	TBD	TBD	TBD	TBD	
	NRC - Service Order submitted Manually, per LSR, Disconnect	SOMAN	NA	\$3.84	NA	\$3.94	\$3.94	TBD	TBD	TBD	TBD	
	Sub-Loop Concentration - Channelization Sys (Outside CO)											
	NRC - Service Order submitted Electronically, per LSR	SOMEK	\$3.50	\$2.75	\$3.50	\$3.50	\$3.50	TBD	\$3.50	\$3.50	\$3.50	
	NRC - Service Order submitted Electronically, per LSR - Disconnect	SOMEK	NA	\$0.42	NA	NA	NA	TBD	TBD	TBD	NA	
	NRC - Service Order submitted Manually, per LSR	SOMAN	NA	\$21.56	NA	\$29.24	\$29.24	TBD	TBD	TBD	\$19.99	
	NRC - Service Order submitted Manually, per LSR, Disconnect	SOMAN	NA	\$3.84	NA	\$3.94	\$3.94	TBD	TBD	TBD	NA	
	NRC - Incremental Charge - Manual Service Order - 1st	SOMAN	TBD	NA	\$18.94	TBD	TBD	TBD	NA	NA	NA	
	NRC - Incremental Charge - Manual Service Order - Add'l	SOMAN	TBD	NA	\$8.42	TBD	TBD	TBD	NA	NA	NA	
	TR008 - System A (96 channel capacity - channels 1-96), per month	UCT8A	\$829.76	\$477.76	\$724.79	\$493.89	\$546.21	TBD	\$579.03	\$571.42	\$683.78	
	NRC - 1st	UCT8A	\$404.46	\$408.22	\$632.36	\$408.23	\$407.65	TBD	\$587.83	\$586.42	\$634.31	
	NRC - Add'l	UCT8A	\$220.32	\$222.37	\$310.82	\$222.37	\$222.06	TBD	\$278.83	\$277.97	\$311.78	
	NRC-Disconnect, 1st	UCT8A	\$236.23	\$236.02	NA	\$253.87	\$258.08	TBD	NA	NA	NA	
	NRC-Disconnect, Add'l	UCT8A	\$74.90	\$74.84	NA	\$80.50	\$81.83	TBD	NA	NA	NA	
	TR008 - System B (96 channel capacity - channels 97-192), per month	UCT8B	\$87.34	\$85.12	\$92.91	\$82.15	\$87.89	TBD	\$85.59	\$87.65	\$102.12	
	NRC - 1st	UCT8B	\$404.46	\$408.22	\$632.36	\$408.23	\$407.65	TBD	\$587.83	\$586.42	\$634.31	
	NRC - Add'l	UCT8B	\$220.32	\$222.37	\$310.82	\$222.37	\$222.06	TBD	\$278.83	\$277.97	\$311.78	
	NRC-Disconnect, 1st	UCT8B	\$236.23	\$236.02	NA	\$253.87	\$258.08	TBD	NA	NA	NA	
	NRC-Disconnect, Add'l	UCT8B	\$74.90	\$74.84	NA	\$80.50	\$81.83	TBD	NA	NA	NA	
	TR303 - System A (96 channel capacity - channels 1-96), per month	UCT3A	\$868.77	\$512.86	\$764.42	\$530.75	\$584.28	TBD	\$615.62	\$611.62	\$726.87	
	NRC - 1st	UCT3A	\$404.46	\$408.22	\$632.36	\$408.23	\$407.65	TBD	\$587.83	\$586.42	\$634.31	
	NRC - Add'l	UCT3A	\$220.32	\$222.37	\$310.82	\$222.37	\$222.06	TBD	\$278.83	\$277.97	\$311.78	
	NRC-Disconnect, 1st	UCT3A	\$236.23	\$236.02	NA	\$253.87	\$258.08	TBD	NA	NA	NA	
	NRC-Disconnect, Add'l	UCT3A	\$74.90	\$74.84	NA	\$80.50	\$81.83	TBD	NA	NA	NA	
	TR303 - System B (96 channel capacity - channels 97-192), per month	UCT3B	\$126.35	\$120.21	\$132.54	\$119.01	\$125.95	TBD	\$122.18	\$127.76	\$145.21	
	NRC - 1st	UCT3B	\$404.46	\$408.22	\$632.36	\$408.23	\$407.65	TBD	\$587.83	\$586.42	\$634.31	
	NRC - Add'l	UCT3B	\$220.32	\$222.37	\$310.82	\$222.37	\$222.06	TBD	\$278.83	\$277.97	\$311.78	
	NRC-Disconnect, 1st	UCT3B	\$236.23	\$236.02	NA	\$253.87	\$258.08	TBD	NA	NA	NA	
	NRC-Disconnect, Add'l	UCT3B	\$74.90	\$74.84	NA	\$80.50	\$81.83	TBD	NA	NA	NA	
	DS1 Feeder Interface, per month	UCTFS	\$67.03	NA	\$72.12	NA	NA	TBD	\$64.63	\$69.24	\$76.73	
	Zone 1, per month	UCTFS	NA	\$56.65	TBD	\$60.01	\$73.29	TBD	TBD	TBD	TBD	
	Zone 2, per month	UCTFS	NA	\$65.86	TBD	\$60.04	\$88.72	TBD	TBD	TBD	TBD	
	Zone 3, per month	UCTFS	NA	\$107.08	TBD	\$106.11	\$187.11	TBD	TBD	TBD	TBD	
	Zone 4, per month	UCTFS	NA	NA	NA	NA	NA	TBD	NA	NA	NA	
	NRC 1st	UCTFS	\$192.51	\$211.55	\$425.74	\$209.62	\$209.47	TBD	\$237.09	\$236.32	\$418.37	
	NRC Add'l	UCTFS	\$105.73	\$129.04	\$198.06	\$127.11	\$127.07	TBD	\$116.01	\$115.55	\$198.67	
	NRC-Disconnect, 1st	UCTFS	\$56.94	\$127.78	NA	\$133.43	\$135.74	TBD	NA	NA	NA	
	NRC-Disconnect, Add'l	UCTFS	\$12.81	\$33.06	NA	\$33.59	\$34.25	TBD	NA	NA	NA	
	Channel Interface-2 Wire Voice-Loop Start or Ground Start, per mo	ULCC2	\$2.38	\$2.12	\$2.38	\$2.24	\$2.34	TBD	\$2.22	\$2.43	\$2.61	

**BELLSOUTH/Xpedius RATES
NETWORK ELEMENTS
AND OTHER SERVICES**

	NRC 1st	ULCC2	\$20.88	\$21.07	\$41.82	\$21.08	\$21.05	TBD	\$28.66	\$28.58	\$41.95	
	NRC Add'l	ULCC2	\$20.77	\$20.96	\$41.58	\$20.96	\$20.93	TBD	\$28.50	\$28.42	\$41.71	
	NRC-Disconnect, 1st	ULCC2	\$10.00	\$9.99	NA	\$10.75	\$10.92	TBD	NA	NA		
	NRC-Disconnect, Add'l	ULCC2	\$9.94	\$9.93	NA	\$10.68	\$10.86	TBD	NA	NA		
	Channel Interface - 2 Wire ISDN, per month	ULCC1	\$9.51	\$8.48	\$9.53	\$8.98	\$9.34	TBD	\$8.88	\$9.72	\$10.43	
	NRC 1st	ULCC1	\$20.88	\$21.07	\$41.82	\$21.08	\$21.05	TBD	\$21.24	\$28.58	\$41.95	
	NRC Add'l	ULCC1	\$20.77	\$20.96	\$41.58	\$20.96	\$20.93	TBD	\$21.13	\$28.42	\$41.71	
	NRC-Disconnect, 1st	ULCC1	\$10.00	\$9.99	NA	\$10.75	\$10.92	TBD	NA	NA	NA	
	NRC-Disconnect, Add'l	ULCC1	\$9.94	\$9.93	NA	\$10.68	\$10.86	TBD	NA	NA	NA	
	Channel Interface - 2 Wire Voice - Reverse Battery, per month	ULCCR	\$14.14	\$12.61	\$14.17	\$13.35	\$13.89	TBD	\$13.20	\$14.46	\$15.51	
	NRC 1st	ULCCR	\$20.88	\$21.07	\$41.82	\$21.08	\$21.05	TBD	\$28.66	\$28.58	\$41.95	
	NRC Add'l	ULCCR	\$20.77	\$20.96	\$41.58	\$20.96	\$20.93	TBD	\$28.50	\$28.42	\$41.71	
	NRC-Disconnect, 1st	ULCCR	\$10.00	\$9.99	NA	\$10.75	\$10.92	TBD	NA	NA	NA	
	NRC-Disconnect, Add'l	ULCCR	\$9.94	\$9.93	NA	\$10.68	\$10.86	TBD	NA	NA	NA	
	Channel Interface - 4 Wire Voice (Specials Card), per month	ULCC4	\$8.43	\$7.52	\$8.45	\$7.96	\$8.29	TBD	\$7.87	\$8.62	\$9.26	
	NRC 1st	ULCC4	\$20.88	\$21.07	\$41.82	\$21.08	\$21.05	TBD	\$28.66	\$28.58	\$41.95	
	NRC Add'l	ULCC4	\$20.77	\$20.96	\$41.58	\$20.96	\$20.93	TBD	\$28.50	\$28.42	\$41.71	
	NRC-Disconnect, 1st	ULCC4	\$10.00	\$9.99	NA	\$10.75	\$10.92	TBD	NA	NA	NA	
	NRC-Disconnect, Add'l	ULCC4	\$9.94	\$9.93	NA	\$10.68	\$10.86	TBD	NA	NA	NA	
	Test Circuit, per month	UCTTC	\$41.21	\$36.76	\$41.30	\$38.90	\$40.49	TBD	\$38.47	\$42.14	\$45.22	
	NRC 1st	UCTTC	\$20.88	\$21.07	\$41.82	\$21.08	\$21.05	TBD	\$28.66	\$28.58	\$41.95	
	NRC Add'l	UCTTC	\$20.77	\$20.96	\$41.58	\$20.96	\$20.93	TBD	\$28.50	\$28.42	\$41.71	
	NRC-Disconnect, 1st	UCTTC	\$10.00	\$9.99	NA	\$10.75	\$10.92	TBD	NA	NA	NA	
	NRC-Disconnect, Add'l	UCTTC	\$9.94	\$9.93	NA	\$10.68	\$10.86	TBD	NA	NA	NA	
	Channel Interface - Digital 56Kbps, per month	ULCC5	\$12.49	\$11.14	\$12.51	\$11.79	\$12.27	TBD	\$11.66	\$12.77	\$13.71	
	NRC 1st	ULCC5	\$20.88	\$21.07	\$41.82	\$21.08	\$21.05	TBD	\$28.66	\$28.58	\$41.95	
	NRC Add'l	ULCC5	\$20.77	\$20.96	\$41.58	\$20.96	\$20.93	TBD	\$28.50	\$28.42	\$41.71	
	NRC-Disconnect, 1st	ULCC5	\$10.00	\$9.99	NA	\$10.75	\$10.92	TBD	NA	NA	NA	
	NRC-Disconnect, Add'l	ULCC5	\$9.94	\$9.93	NA	\$10.68	\$10.86	TBD	NA	NA	NA	
	Channel Interface - Digital 64Kbps, per month	ULCC6	\$12.49	\$11.14	\$12.51	\$14.08	\$12.27	TBD	\$11.66	\$12.77	\$13.71	
	NRC 1st	ULCC6	\$20.88	\$21.07	\$41.82	\$21.08	\$21.05	TBD	\$28.66	\$28.58	\$41.95	
	NRC Add'l	ULCC6	\$20.77	\$20.96	\$41.58	\$20.96	\$20.93	TBD	\$28.50	\$28.42	\$41.71	
	NRC-Disconnect, 1st	ULCC6	\$10.00	\$9.99	NA	\$10.75	\$10.92	TBD	NA	NA	NA	
	NRC-Disconnect, Add'l	ULCC6	\$9.94	\$9.93	NA	\$10.68	\$10.86	TBD	NA	NA	NA	
	Loop Concentration System (Inside C.O.)											
	NRC - Service Order submitted Electronically, per LSR	SOMEC	\$3.50	\$2.75	\$3.50	\$3.50	\$3.50	\$3.50	\$3.50	\$3.50	\$3.50	
	NRC - Service Order submitted Electronically, per LSR - Disconnect	SOMEC	NA	\$0.42	NA	NA	NA	NA	NA	NA	NA	
	NRC - Service Order submitted Manually, per LSR	SOMAN	NA	\$21.56	NA	\$29.24	\$29.24	NA	NA	NA	\$19.99	
	NRC - Service Order submitted Manually, per LSR, Disconnect	SOMAN	NA	\$3.84	NA	\$3.94	\$3.94	NA	NA	NA	NA	
	NRC - Incremental Charge - Manual Service Order - 1st	SOMAN	TBD	NA	\$18.94	TBD	\$18.14	\$25.52	TBD	\$44.06	TBD	
	NRC - Incremental Charge - Manual Service Order - Add'l	SOMAN	TBD	NA	\$8.42	TBD	\$8.06	\$11.34	TBD	\$13.55	TBD	
	TR008 - System A (96 channel capacity - channels 1-96), per month	UCT8A	\$327.44	\$470.73	\$316.63	\$522.17	\$432.54	\$454.79	\$375.96	\$399.21	\$380.06	
	NRC - 1st	UCT8A	\$1,115.10	\$651.05	\$1,111.95	\$651.04	\$650.11	\$1,115.10	\$1,113.00	\$1,119.30	\$1,114.05	
	NRC - Add'l	UCT8A	NA	NA	NA	NA	NA	NA	NA	NA	NA	
	NRC-Disconnect, 1st	UCT8A	NA	NA	NA	NA	NA	NA	NA	NA	NA	
	NRC-Disconnect, Add'l	UCT8A	NA	NA	NA	NA	NA	NA	NA	NA	NA	
	TR008 - System B (96 channel capacity - channels 97-192), per month	UCT8B	\$67.41	\$55.96	\$65.27	\$63.59	\$61.71	\$73.30	\$65.98	\$71.91	\$68.71	
	NRC - 1st	UCT8B	\$464.57	\$271.27	\$463.37	\$271.27	\$270.88	\$464.71	\$463.74	\$466.38	\$464.21	
	NRC - Add'l	UCT8B	NA	NA	NA	NA	NA	NA	NA	NA	NA	
	NRC-Disconnect, 1st	UCT8B	NA	NA	NA	NA	NA	NA	NA	NA	NA	
	NRC-Disconnect, Add'l	UCT8B	NA	NA	NA	NA	NA	NA	NA	NA	NA	
	TR303 - System A (96 channel capacity - channels 1-96), per month	UCT3A	\$375.18	\$510.37	\$362.87	\$567.21	\$476.24	\$506.70	\$422.68	\$450.13	\$428.73	
	NRC - 1st	UCT3A	\$1,115.10	\$651.05	\$1,111.95	\$651.04	\$650.11	\$1,115.10	\$1,113.00	\$1,119.30	\$1,114.05	
	NRC - Add'l	UCT3A	NA	NA	NA	NA	NA	NA	NA	NA	NA	
	NRC-Disconnect, 1st	UCT3A	NA	NA	NA	NA	NA	NA	NA	NA	NA	

BELLSOUTH/Xspedius RATES
NETWORK ELEMENTS
AND OTHER SERVICES

	NRC-Disconnect, Add'l	UCT3A	NA	NA	NA	NA	NA	NA	NA	NA	NA	NA
	TR303 - System B (96 channel capacity - channels 97-192), per month	UCT3B	\$111.30	\$94.30	\$110.02	\$107.16	\$103.99	\$123.52	\$111.17	\$121.16	\$115.79	
	NRC - 1st	UCT3B	\$464.57	\$271.27	\$463.37	\$271.27	\$270.88	\$464.71	\$463.74	\$466.38	\$464.21	
	NRC - Add'l	UCT3B	NA	NA	NA	NA	NA	NA	NA	NA	NA	
	NRC-Disconnect, 1st	UCT3B	NA	NA	NA	NA	NA	NA	NA	NA	NA	
	NRC-Disconnect, Add'l	UCT3B	NA	NA	NA	NA	NA	NA	NA	NA	NA	
	DS1 Interface, per month	UCTCO	\$6.42	\$5.28	\$6.15	\$6.04	\$5.91	\$6.99	\$6.27	\$6.79	\$6.49	
	NRC 1st	UCTCO	\$367.70	\$126.61	\$366.72	\$126.61	\$126.43	\$367.80	\$367.04	\$369.13	\$367.41	
	NRC Add'l	UCTCO	\$132.03	\$92.17	\$130.63	\$92.17	\$92.04	\$132.07	\$131.79	\$132.54	\$131.92	
	NRC-Disconnect, 1st	UCTCO	NA	\$31.11	NA	\$33.46	\$34.02	NA	NA	NA	NA	
	NRC-Disconnect, Add'l	UCTCO	NA	\$8.71	NA	\$9.37	\$9.52	NA	NA	NA	NA	
	Channel Interface-2 Wire Voice-Loop Start or Ground Start, per month	ULCC2	\$2.55	\$2.10	\$2.44	\$2.40	\$2.35	\$2.77	\$0.89	\$2.69	\$2.58	
	NRC 1st	ULCC2	\$35.77	\$21.07	\$35.68	\$21.08	\$21.05	\$35.78	\$35.73	\$35.91	\$35.74	
	NRC Add'l	ULCC2	\$35.55	\$20.96	\$35.48	\$20.96	\$20.93	\$35.37	\$35.49	\$35.71	\$35.54	
	NRC-Disconnect, 1st	ULCC2	NA	\$9.99	NA	\$10.75	\$10.92	NA	NA	NA	NA	
	NRC-Disconnect, Add'l	ULCC2	NA	\$9.93	NA	\$10.68	\$10.86	NA	NA	NA	NA	
	Channel Interface - 2 Wire ISDN, per month	ULCC1	\$10.19	\$8.38	\$9.76	\$9.59	\$9.39	\$11.10	\$9.95	\$10.76	\$10.30	
	NRC 1st	ULCC1	\$35.77	\$21.07	\$35.68	\$21.08	\$21.05	\$35.78	\$35.71	\$35.91	\$35.74	
	NRC Add'l	ULCC1	\$35.55	\$20.96	\$35.48	\$20.96	\$20.93	\$35.37	\$35.51	\$35.71	\$35.54	
	NRC-Disconnect, 1st	ULCC1	NA	\$9.99	NA	\$10.75	\$10.92	NA	NA	NA	NA	
	NRC-Disconnect, Add'l	ULCC1	NA	\$9.93	NA	\$10.68	\$10.86	NA	NA	NA	NA	
	Channel Interface - 2 Wire Voice - Reverse Battery, per month	ULCCR	\$15.15	\$12.46	\$14.51	\$14.26	\$13.95	\$16.46	\$14.80	\$16.01	\$15.32	
	NRC 1st	ULCCR	\$35.77	\$21.07	\$35.68	\$21.08	\$21.05	\$35.78	\$35.71	\$35.91	\$35.74	
	NRC Add'l	ULCCR	\$35.55	\$20.96	\$35.48	\$20.96	\$20.93	\$35.37	\$35.51	\$35.71	\$35.54	
	NRC-Disconnect, 1st	ULCCR	NA	\$9.99	NA	\$10.75	\$10.92	NA	NA	NA	NA	
	NRC-Disconnect, Add'l	ULCCR	NA	\$9.93	NA	\$10.68	\$10.86	NA	NA	NA	NA	
	Channel Interface - 4 Wire Voice, per month	ULCC4	\$9.04	\$7.43	\$8.65	\$8.51	\$8.32	\$9.83	\$8.82	\$9.55	\$9.13	
	NRC 1st	ULCC4	\$35.77	\$21.07	\$35.68	\$21.08	\$21.05	\$35.78	\$35.71	\$35.91	\$35.74	
	NRC Add'l	ULCC4	\$35.55	\$20.96	\$35.48	\$20.96	\$20.93	\$35.37	\$35.51	\$35.71	\$35.54	
	NRC-Disconnect, 1st	ULCC4	NA	\$9.99	NA	\$10.75	\$10.92	NA	NA	NA	NA	
	NRC-Disconnect, Add'l	ULCC4	NA	\$9.93	NA	\$10.68	\$10.86	NA	NA	NA	NA	
	Test Circuit, per month	UCTTC	\$44.16	36.31	\$42.30	\$41.58	\$40.67	\$47.85	\$43.13	\$46.66	\$44.65	
	NRC 1st	UCTTC	\$35.77	\$21.07	\$35.68	\$21.08	\$21.05	\$35.78	\$35.71	\$35.91	\$35.74	
	NRC Add'l	UCTTC	\$35.55	\$20.96	\$35.48	\$20.96	\$20.93	\$35.37	\$35.51	\$35.71	\$35.54	
	NRC-Disconnect, 1st	UCTTC	\$35.55	\$9.99	NA	\$10.75	\$10.92	NA	NA	NA	NA	
	NRC-Disconnect, Add'l	UCTTC	\$35.55	\$9.93	NA	\$10.68	\$10.86	NA	NA	NA	NA	
	Channel Interface - Digital 56Kbps, per month	ULCC5	TBD	\$11.01	TBD	\$12.60	\$12.33	TBD	TBD	TBD	TBD	
	NRC 1st	ULCC5	TBD	\$21.07	TBD	\$21.08	\$21.05	TBD	TBD	TBD	TBD	
	NRC Add'l	ULCC5	TBD	\$20.96	TBD	\$20.96	\$20.93	TBD	TBD	TBD	TBD	
	NRC-Disconnect, 1st	ULCC5	TBD	\$9.99	NA	\$10.75	\$10.92	TBD	TBD	TBD	TBD	
	NRC-Disconnect, Add'l	ULCC5	TBD	\$9.93	NA	\$10.68	\$10.86	TBD	TBD	TBD	TBD	
	Channel Interface - Digital 64Kbps, per month	ULCC6	TBD	\$11.01	TBD	\$12.60	\$12.33	TBD	TBD	TBD	TBD	
	NRC 1st	ULCC6	TBD	\$21.07	TBD	\$21.08	\$21.05	TBD	TBD	TBD	TBD	
	NRC Add'l	ULCC6	TBD	\$20.96	TBD	\$20.96	\$20.93	TBD	TBD	TBD	TBD	
	NRC-Disconnect, 1st	ULCC6	TBD	\$9.99	NA	\$10.75	\$10.92	TBD	TBD	TBD	TBD	
	NRC-Disconnect, Add'l	ULCC6	TBD	\$9.93	NA	\$10.68	\$10.86	TBD	TBD	TBD	TBD	
	LINE SHARING											
	2-Wire analog VG (SL1) for Line Sharing											
	RC - per month (Note 3) **		TBD	TBD	TBD	TBD	TBD	TBD	TBD	TBD	TBD	\$12.16
	NRC - 1st (Note 3) **		TBD	TBD	TBD	TBD	TBD	TBD	TBD	TBD	TBD	\$31.99
	NRC - Add'l (Note 3) **		TBD	TBD	TBD	TBD	TBD	TBD	TBD	TBD	TBD	\$20.02
	System Splitter - 96 Line Capacity											
	RC - Per month **	ULSDA	\$100.00	\$100.00	\$100.00	\$100.00	\$100.00	\$100.00	\$100.00	\$100.00	\$100.00	\$100.00

**BELLSOUTH/Xspedius RATES
NETWORK ELEMENTS
AND OTHER SERVICES**

	NRC - 1st **	ULSDA	\$150.00	\$150.00	\$150.00	\$300.00	\$150.00	\$300.00	\$300.00	\$300.00	\$150.00	
	NRC - Addl **	ULSDA	\$0.00	\$0.00	\$0.00	\$0.00	\$0.00	\$0.00	\$0.00	\$0.00	\$0.00	
	NRC - Disconnect 1st **	ULSDA	\$150.00	\$150.00	\$150.00	NA	\$150.00	NA	NA	NA	\$150.00	
	NRC - Disconnect Add'l **	ULSDA	\$0.00	\$0.00	\$0.00	\$0.00	\$0.00	\$0.00	\$0.00	\$0.00	\$0.00	
	System Splitter - 24 Line Capacity											
	RC - Per month **	ULSDB	\$25.00	\$25.00	\$25.00	\$25.00	\$25.00	\$25.00	\$25.00	\$25.00	\$25.00	
	NRC - 1st **	ULSDB	\$150.00	\$150.00	\$150.00	\$300.00	\$150.00	\$300.00	\$300.00	\$300.00	\$150.00	
	NRC - Addl **	ULSDB	\$0.00	\$0.00	\$0.00	\$0.00	\$0.00	\$0.00	\$0.00	\$0.00	\$0.00	
	NRC - Disconnect 1st **	ULSDB	\$150.00	\$150.00	\$150.00	NA	\$150.00	NA	NA	NA	\$150.00	
	NRC - Disconnect Add'l **	ULSDB	\$0.00	\$0.00	\$0.00	\$0.00	\$0.00	\$0.00	\$0.00	\$0.00	\$0.00	
	Loop Capacity, Line Activation Per Occurrence											
	RC - Per Month **	ULSDC	\$6.00	\$6.00	\$6.00	\$6.00	\$6.00	\$6.00	\$6.00	\$6.00	\$6.00	\$3.48
	NRC - 1st **	ULSDC	\$40.00	\$40.00	\$40.00	\$40.00	\$40.00	\$40.00	\$40.00	\$40.00	\$40.00	\$40.00
	NRC - Addl **	ULSDC	\$22.00	\$22.00	\$22.00	\$22.00	\$22.00	\$22.00	\$22.00	\$22.00	\$22.00	\$21.39
	NRC - Service Order submitted Electronically, per LSR	SOMEK	\$3.50	\$2.75	\$3.50	\$3.50	\$3.50	\$3.50	\$3.50	\$3.50	\$3.50	\$3.50
	NRC - Service Order submitted Electronically, per LSR - Disconnect	SOMEK	NA	\$0.42	NA	NA	NA	NA	NA	NA	NA	TBD
	NRC - Service Order submitted Manually, per LSR	SOMAN	NA	\$21.56	NA	\$29.24	NA	NA	NA	NA	NA	\$19.99
	NRC - Service Order submitted Manually, per LSR, Disconnect	SOMAN	NA	\$3.84	NA	\$3.94	NA	NA	NA	NA	NA	TBD
	NRC - Incremental Charge - Manual Service Order - 1st	SOMAN	\$27.37	NA	\$18.94	NA	\$18.14	\$25.52	\$26.94	\$44.22	NA	NA
	NRC - Incremental Charge - Manual Service Order - Add'l	SOMAN	\$12.97	NA	\$8.42	NA	\$8.06	\$11.34	\$12.76	\$13.55	NA	NA
	NRC - Incremental Charge - Manual Service Order - Disconnect	SOMAN	\$17.77	NA	NA	NA	\$11.41	\$16.06	NA	NA	NA	NA
	Subsequent Activity - Per Occurrence											
	NRC - 1st **	ULSDS	\$30.00	\$30.00	\$30.00	\$30.00	\$30.00	\$30.00	\$30.00	\$30.00	\$30.00	\$30.00
	NRC - Addl **	ULSDS	\$15.00	\$15.00	\$15.00	\$15.00	\$15.00	\$15.00	\$15.00	\$15.00	\$15.00	\$15.00
	* Interim Rates subject to true-up											
	** TN rates are interim and subject to true-up.											
	NOTES:											
	1	In states where a specific NRC for customer transfer, feature additions and changes is not stated, the applicable NRC from the appropriate tariff applies.										
	2	Geographically Deaveraged UNE Zones and applicable rates have been established for certain services, as shown in this Agreement. Where Geographically Deaveraged UNE Zones and applicable rates are established, Statewide rates are obsolete. Further, BellSouth is in the process of enhancing its billing systems in order to accommodate this Geographically Deaveraged UNE Zone Rate Structure. Until these enhancements are accomplished, estimated to be mid 2001, the UNE Zone 1 rate will be billed for all services residing in Zones 1, 2, 3 or 4, i.e., Rates for services residing in UNE Zones 2, 3 and UNE Zone 4, where applicable, will not be billed. Once billing enhancements are complete, all applicable UNE Zone rates reflected in this Agreement will be billed. Reference Internet Website http://www.interconnection.bellsouth.com/become_clec/docs/interconnection/deavuzns.pdf to view Geographically Deaveraged UNE Zone Designations by Central Office.										
	3	The recurring interim and nonrecurring interim rates in TN for 2-Wire analog VG (SL1) for Line Sharing is for a stand-alone loop purchased by CLEC-1 to provide both analog voice service and xDSL services or in the event CLEC-1 wishes to continue providing xDSL services to an end-user who terminates its BellSouth-provided voice service. These rates apply when CLEC-1 purchases the splitter from BellSouth.										

BELLSOUTH/Xspedius RATES NETWORK ELEMENTS
AND OTHER SERVICES
PORTS

Attachment 2
Exhibit C
Rates - Page 1

DESCRIPTION	USOC	AL	FL	GA	KY	LA	MS	NC	SC	TN
LOCAL EXCHANGE SWITCHING (PORTS)										
2-Wire Analog Line Port (Res., Bus.), per month										
2-Wire Voice Grade Line Port (Residence), per month										
2-wire voice unbundled port - residence	UEPRL	\$2.07	\$1.62	\$1.85 - Note 1	\$2.61 - Note 1	\$2.20	\$2.11	\$2.19	\$2.35	\$4.73 - Note 1
2-wire voice unbundled port with caller ID - residence	UEPRC	\$2.07	\$1.62	\$1.85	\$2.61	\$2.20	\$2.11	\$2.00	\$2.35	\$4.73
2-wire voice unbundled port outgoing only - residence	UEPRO	\$2.07	\$1.62	\$1.85	\$2.61	\$2.20	\$2.11	\$2.00	\$2.35	\$4.73
2-wire voice grade unbundled Alabama extended local dialing parity port with caller ID	UEPAR	\$2.07	NA	NA	NA	NA	NA	NA	NA	NA
2-wire voice grade unbundled Kentucky extended local dialing parity port with caller ID	UEPRM	NA	NA	NA	\$2.61	NA	NA	NA	NA	NA
2-wire voice grade unbundled Louisiana extended local dialing parity port with caller ID	UEPAS	NA	NA	NA	NA	\$2.20	NA	NA	NA	NA
2-wire voice grade unbundled Mississippi extended local dialing parity port with caller ID	UEPAT	NA	NA	NA	NA	NA	\$2.11	NA	NA	NA
2-wire voice grade unbundled South Carolina extended local dialing parity port with caller ID	UEPAU	NA	NA	NA	NA	NA	NA	NA	\$2.35	NA
2-wire voice grade unbundled Tennessee extended local dialing parity port with caller ID	UEPAQ	NA	NA	NA	NA	NA	NA	NA	NA	\$4.73
2-wire voice unbundled Florida area calling with caller ID - residence	UEPAF	NA	\$1.62	NA	NA	NA	NA	NA	NA	NA
2-wire voice unbundled Louisiana Area Plus with caller ID - residence (RUL)	UEPAG	NA	NA	NA	NA	\$2.20	NA	NA	NA	NA
2-wire voice unbundled Louisiana Area Plus with caller ID - residence (AC7)	UEPAH	NA	NA	NA	NA	\$2.20	NA	NA	NA	NA
2-wire voice unbundled South Carolina Area Calling port with Caller ID - residence (LW8)	UEPAJ	NA	NA	NA	NA	NA	NA	NA	\$2.35	NA
2-wire voice unbundled Tennessee Area Calling port with Caller ID - residence (F2R)	UEPAK	NA	NA	NA	NA	NA	NA	NA	NA	\$4.73
2-wire voice unbundled Tennessee Area Calling port with Caller ID - residence (TACER)	UEPAL	NA	NA	NA	NA	NA	NA	NA	NA	\$4.73
2-wire voice unbundled Tennessee Area Calling port with Caller ID - residence (TACSR)	UEPAM	NA	NA	NA	NA	NA	NA	NA	NA	\$4.73
2-wire voice unbundled Tennessee Area Calling port with Caller ID - residence (1MF2X)	UEPAN	NA	NA	NA	NA	NA	NA	NA	NA	\$4.73
2-wire voice unbundled Tennessee Area Calling port with Caller ID - residence (2MR)	UEPAO	NA	NA	NA	NA	NA	NA	NA	NA	\$4.73
2-wire voice unbundled res. low usage line port with Caller ID (LUM)	UEPAP	\$2.07	\$1.62	\$1.85	\$2.61	\$2.20	\$2.11	\$2.00	\$2.35	\$4.73
LOCAL NUMBER PORTABILITY (REQUIRES ONE PER PORT)										
2-Wire Voice Grade Line Port(Business), per month										
2-wire voice unbundled port without Caller ID	UEPBL	\$2.07	\$1.62	\$1.85	\$2.61	\$2.20	\$2.11	\$2.00	\$2.35	\$4.73
2-wire voice unbundled port with unbundled port with Caller+E484 ID	UEPBC	\$2.07	\$1.62	\$1.85	\$2.61	\$2.20	\$2.11	\$2.00	\$2.35	\$4.73
2-wire voice unbundled outgoing only port	UEPBO	\$2.07	\$1.62	\$1.85	\$2.61	\$2.20	\$2.11	\$2.00	\$2.35	\$4.73
2-wire voice grade unbundled Alabama extended local dialing parity port with caller ID	UEPAW	\$2.07	NA	NA	NA	NA	NA	NA	NA	NA
2-wire voice grade unbundled Kentucky extended local dialing parity port with caller ID	UEPBM	NA	NA	NA	\$2.61	NA	NA	NA	NA	NA
2-wire voice grade unbundled Louisiana extended local dialing parity port with caller ID	UEPAX	NA	NA	NA	NA	\$2.20	NA	NA	NA	NA
2-wire voice grade unbundled Mississippi extended local dialing parity port with caller ID	UEPAY	NA	NA	NA	NA	NA	\$2.11	NA	NA	NA
2-wire voice grade unbundled South Carolina extended local dialing parity port with caller ID	UEPAZ	NA	NA	NA	NA	NA	NA	NA	\$2.35	NA
2-wire voice grade unbundled Tennessee extended local dialing parity port with caller ID	UEPAV	NA	NA	NA	NA	NA	NA	NA	NA	\$4.73
2-wire voice unbundled incoming only port with Caller ID	UEPB1	\$2.07	\$1.62	\$1.85	\$2.61	\$2.20	\$2.11	\$2.00	\$2.35	\$4.73

BELLSOUTH/Xspedius RATES NETWORK ELEMENTS
AND OTHER SERVICES
PORTS

Attachment 2
Exhibit C
Rates - Page 2

DESCRIPTION	USOC	AL	FL	GA	KY	LA	MS	NC	SC	TN
2-wire voice unbundled LA Bus Area Calling Port with Caller ID (BUC)	UEPAA	NA	NA	NA	NA	\$2.20	NA	NA	NA	NA
2-wire voice unbundled SC Bus Area Calling Port with Caller ID (LMB)	UEPAB	NA	NA	NA	NA	NA	NA	NA	\$2.35	NA
2-wire voice unbundled TN Bus 2-Way Area Calling Port Economy Option (TACC1)	UEPAC	NA	NA	NA	NA	NA	NA	NA	NA	\$4.73
2-wire voice unbundled TN Bus 2-Way Area Calling Port Standard Option (TACC2)	UEPAD	NA	NA	NA	NA	NA	NA	NA	NA	\$4.73
2-wire voice unbundled TN Bus 2-WAY Collierville and Memphis Local Calling Port (B2F)	UEPAE	NA	NA	NA	NA	NA	NA	NA	NA	\$4.73
LOCAL NUMBER PORTABILITY (REQUIRES ONE PER PORT)	LNPCX									
Non-Recurring Charges (NRC) - 1st (Residence)										
2-wire voice unbundled port - residence	UEPRL	\$21.93	\$4.76	\$17.16	\$37.78	\$16.43	\$22.98	\$21.60	\$24.98	\$9.93
2-wire voice unbundled port with caller ID - residence	UEPRC	\$21.93	\$4.76	\$17.16	\$37.78	\$16.43	\$22.98	\$24.04	\$24.98	\$9.93
2-wire voice unbundled port outgoing only - residence	UEPRO	\$21.93	\$4.76	\$17.16	\$37.78	\$16.43	\$22.98	\$24.04	\$24.98	\$9.93
2-wire voice grade unbundled Alabama extended local dialing parity port with caller ID	UEPAR	\$21.93	NA	NA	NA	NA	NA	NA	NA	NA
2-wire voice grade unbundled Kentucky extended local dialing parity port with caller ID	UEPRM	NA	NA	NA	\$37.78	NA	NA	NA	NA	NA
2-wire voice grade unbundled Louisiana extended local dialing parity port with caller ID	UEPAS	NA	NA	NA	NA	\$16.43	NA	NA	NA	NA
2-wire voice grade unbundled Mississippi extended local dialing parity port with caller ID	UEPAT	NA	NA	NA	NA	NA	\$22.98	NA	NA	NA
2-wire voice grade unbundled South Carolina extended local dialing parity port with caller ID	UEPAU	NA	NA	NA	NA	NA	NA	NA	\$24.98	NA
2-wire voice grade unbundled Tennessee extended local dialing parity port with caller ID	UEPAQ	NA	NA	NA	NA	NA	NA	NA	NA	\$9.93
2-wire voice unbundled Florida area calling with caller ID - residence	UEPAF	NA	\$4.76	NA	NA	NA	NA	NA	NA	NA
2-wire voice unbundled Louisiana Area Plus with caller ID - residence (RUL)	UEPAG	NA	NA	NA	NA	\$16.43	NA	NA	NA	NA
2-wire voice unbundled Louisiana Area Plus with caller ID - residence (AC7)	UEPAH	NA	NA	NA	NA	\$16.43	NA	NA	NA	NA
2-wire voice unbundled South Carolina Area Calling port with Caller ID - residence (LW8)	UEPAJ	NA	NA	NA	NA	\$16.43	NA	NA	NA	NA
2-wire voice unbundled Tennessee Area Calling port with Caller ID - residence (F2R)	UEPAK	NA	NA	NA	NA	NA	NA	NA	\$24.98	NA
2-wire voice unbundled Tennessee Area Calling port with Caller ID - residence (TACER)	UEPAL	NA	NA	NA	NA	NA	NA	NA	NA	\$9.93
2-wire voice unbundled Tennessee Area Calling port with Caller ID - residence (TACSR)	UEPAM	NA	NA	NA	NA	NA	NA	NA	NA	\$9.93
2-wire voice unbundled Tennessee Area Calling port with Caller ID - residence (1MF2X)	UEPAN	NA	NA	NA	NA	NA	NA	NA	NA	\$9.93
2-wire voice unbundled Tennessee Area Calling port with Caller ID - residence (2MR)	UEPAO	NA	NA	NA	NA	NA	NA	NA	NA	\$9.93
2-wire voice unbundled Res Low Usage Line Port with Caller+E563 ID (LUM)	UEPAP	NA	NA	NA	NA	NA	NA	NA	NA	\$9.93
NRC - Add'l (Residence)										
2-wire voice unbundled port - residence	UEPRL	\$21.93	\$4.54	\$17.16	\$37.78	\$16.43	\$22.98	\$21.60	\$24.98	\$9.19
2-wire voice unbundled port with caller ID - residence	UEPRC	\$21.93	\$4.54	\$17.16	\$37.78	\$16.43	\$22.98	\$9.08	\$24.98	\$9.19
2-wire voice unbundled port outgoing only - residence	UEPRO	\$21.93	\$4.54	\$17.16	\$37.78	\$16.43	\$22.98	\$9.08	\$24.98	\$9.19
2-wire voice grade unbundled Alabama extended local dialing parity port with caller ID	UEPAR	\$21.93	NA	NA	NA	NA	NA	NA	NA	NA
2-wire voice grade unbundled Kentucky extended local dialing parity port with caller ID	UEPRM	NA	NA	NA	\$37.78	NA	NA	NA	NA	NA
2-wire voice grade unbundled Louisiana extended local dialing parity port with caller ID	UEPAS	NA	NA	NA	NA	\$16.43	NA	NA	NA	NA

BELLSOUTH/Xspedius RATES NETWORK ELEMENTS
AND OTHER SERVICES
PORTS

Attachment 2
Exhibit C
Rates - Page 3

DESCRIPTION	USOC	AL	FL	GA	KY	LA	MS	NC	SC	TN
2-wire voice grade unbundled Mississippi extended local dialing parity port with caller ID	UEPAT	NA	NA	NA	NA	NA	\$22.98	NA	NA	NA
2-wire voice grade unbundled South Carolina extended local dialing parity port with caller ID	UEPAU	NA	NA	NA	NA	NA	NA	NA	\$24.98	NA
2-wire voice grade unbundled Tennessee extended local dialing parity port with caller ID	UEPAQ	NA	NA	NA	NA	NA	NA	NA	NA	\$9.19
2-wire voice unbundled Florida area calling with caller ID - residence	UEPAF	NA	\$4.54	NA	NA	NA	NA	NA	NA	NA
2-wire voice unbundled Louisiana Area Plus with caller ID - residence (RUL)	UEPAG	NA	NA	NA	NA	\$16.43	NA	NA	NA	NA
2-wire voice unbundled Louisiana Area Plus with caller ID - residence (AC7)	UEPAH	NA	NA	NA	NA	\$16.43	NA	NA	NA	NA
2-wire voice unbundled South Carolina Area Calling port with Caller ID - residence (LW8)	UEPAJ	NA	NA	NA	NA	NA	NA	NA	\$24.98	NA
2-wire voice unbundled Tennessee Area Calling port with Caller ID - residence (F2R)	UEPAK	NA	NA	NA	NA	NA	NA	NA	NA	\$9.19
2-wire voice unbundled Tennessee Area Calling port with Caller ID - residence (TACER)	UEPAL	NA	NA	NA	NA	NA	NA	NA	NA	\$9.19
2-wire voice unbundled Tennessee Area Calling port with Caller ID - residence (TACSR)	UEPAM	NA	NA	NA	NA	NA	NA	NA	NA	\$9.19
2-wire voice unbundled Tennessee Area Calling port with Caller ID - residence (1MF2X)	UEPAN	NA	NA	NA	NA	NA	NA	NA	NA	\$9.19
2-wire voice unbundled Tennessee Area Calling port with Caller ID - residence (2MR)	UEPAO	NA	NA	NA	NA	NA	NA	NA	NA	\$9.19
2-wire voice unbundled Res Low Usage Line Port with Caller ID (LUM)	UEPAP	\$21.93	\$4.54	\$17.16	\$37.78	\$16.43	\$22.98	\$9.08	\$24.98	\$9.19
NRC - Subsequent Activity	USASC	\$10.00	\$10.00	\$10.00	\$10.00	\$10.00	\$10.00	\$10.00	\$10.00	\$10.00
NRC - 1st (Business)										
2-wire Voice Unbundled Port without Caller ID	UEPBL	\$21.93	\$4.76	\$17.16	\$37.55	\$16.43	\$22.98	\$21.60	\$24.98	\$9.93
2-wire voice unbundled port with Caller ID	UEPBC	\$21.93	\$4.76	\$17.16	\$37.55	\$16.43	\$22.98	\$24.04	\$24.98	\$9.93
2-wire voice unbundled outgoing only port	UEPBO	\$21.93	\$4.76	\$17.16	\$37.55	\$16.43	\$22.98	\$24.04	\$24.98	\$9.93
2-wire voice grade unbundled Alabama extended local dialing parity port with caller ID	UEPAW	\$21.93	NA	NA	NA	NA	NA	NA	NA	NA
2-wire voice grade unbundled Kentucky extended local dialing parity port with caller ID	UEPBM	NA	NA	NA	\$37.78	NA	NA	NA	NA	NA
2-wire voice grade unbundled Louisiana extended local dialing parity port with caller ID	UEPAX	NA	NA	NA	NA	\$16.43	NA	NA	NA	NA
2-wire voice grade unbundled Mississippi extended local dialing parity port with caller ID	UEPAY	NA	NA	NA	NA	NA	\$22.98	NA	NA	NA
2-wire voice grade unbundled South Carolina extended local dialing parity port with caller ID	UEPAZ	NA	NA	NA	NA	NA	NA	NA	\$24.98	NA
2-wire voice grade unbundled Tennessee extended local dialing parity port with caller ID	UEPAV	NA	NA	NA	NA	NA	NA	NA	NA	\$9.93
2-wire voice unbundled Incoming only Port with Caller ID	UEPB1	\$21.93	\$4.76	\$17.16	\$37.55	\$16.43	\$22.98	\$24.04	\$24.98	\$9.93
2-wire voice unbundled LA Bus Area Calling Port with Caller ID (BUC)	UEPAA	NA	NA	NA	NA	\$16.43	NA	NA	NA	NA
2-wire voice unbundled SC Bus Area Calling Port with Caller ID+E587 (LMB)	UEPAB	NA	NA	NA	NA	NA	NA	NA	\$24.98	NA
2-wire voice unbundled TN Bus 2-way Area Calling Port Economy Option (TACC1)	UEPAC	NA	NA	NA	NA	NA	NA	NA	NA	\$9.93
2-wire voice unbundled TN Bus 2-way Area Calling Port Standard Option (TACC2)	UEPAD	NA	NA	NA	NA	NA	NA	NA	NA	\$9.93
2-wire voice unbundled TN Bus 2-way Collierville and Memphis Local Calling Port (B2F)	UEPAE	NA	NA	NA	NA	NA	NA	NA	NA	\$9.93
NRC - Add'l (Business)										
2-wire voice unbundled port without Caller ID	UEPBL	\$21.93	\$4.54	\$17.16	\$37.55	\$16.43	\$22.98	\$21.60	\$24.98	\$9.19
2-wire voice unbundled port with Caller ID	UEPBC	\$21.93	\$4.54	\$17.16	\$37.55	\$16.43	\$22.98	\$9.08	\$24.98	\$9.19

BELLSOUTH/Xspedius RATES NETWORK ELEMENTS
AND OTHER SERVICES
PORTS

Attachment 2
Exhibit C
Rates - Page 4

DESCRIPTION	USOC	AL	FL	GA	KY	LA	MS	NC	SC	TN
2-wire voice unbundled outgoing only port	UEPBO	\$21.93	\$4.54	\$17.16	\$37.55	\$16.43	\$22.98	\$9.08	\$24.98	\$9.19
2-wire voice grade unbundled Alabama extended local dialing parity port with caller ID	UEPAW	\$21.93	NA	NA	NA	NA	NA	NA	NA	NA
2-wire voice grade unbundled Kentucky extended local dialing parity port with caller ID	UEPBM	NA	NA	NA	\$37.78	NA	NA	NA	NA	NA
2-wire voice grade unbundled Louisiana extended local dialing parity port with caller ID	UEPAX	NA	NA	NA	NA	\$16.43	NA	NA	NA	NA
2-wire voice grade unbundled Mississippi extended local dialing parity port with caller ID	UEPAY	NA	NA	NA	NA	NA	\$22.98	NA	NA	NA
2-wire voice grade unbundled South Carolina extended local dialing parity port with caller ID	UEPAZ	NA	NA	NA	NA	NA	NA	NA	\$24.98	NA
2-wire voice grade unbundled Tennessee extended local dialing parity port with caller ID	UEPAV	NA	NA	NA	NA	NA	NA	NA	NA	\$9.19
2-wire voice unbundled incoming only port with Caller ID	UEPB1	\$21.93	\$4.54	\$17.16	\$37.55	\$16.43	\$22.98	\$9.08	\$24.98	\$9.19
2-wire voice unbundled LA Bus Area Calling Port with Caller ID (BUC)	UEPAA	NA	NA	NA	NA	\$16.43	NA	NA	NA	NA
2-wire voice unbundled SC Bus Area Calling Port with Caller ID (LMB)	UEPAB	NA	NA	NA	NA	NA	NA	NA	\$24.98	NA
2-wire voice unbundled TN Bus 2-way Area Calling Port Economy Option (TACC1)	UEPAC	NA	NA	NA	NA	NA	NA	NA	NA	\$9.19
2-wire voice unbundled TN Bus 2-way Area Calling Port Standard Option (TACC2)	UEPAD	NA	NA	NA	NA	NA	NA	NA	NA	\$9.19
2-wire voice unbundled TN Bus 2-way Collierville and Memphis Local Calling Port (B2F)	UEPAE	NA	NA	NA	NA	NA	NA	NA	NA	\$9.19
NRC - Subsequent Activity	USASC	\$10.00	\$10.00	\$10.00	\$10.00	\$10.00	\$10.00	\$10.00	\$10.00	\$10.00
NRC - Disconnect Charge - 1st										
2-wire voice unbundled port - residence	UEPRL	\$6.21	\$2.76	NA	NA	\$4.38	\$6.56	NA	NA	\$3.66
2-wire voice unbundled port with caller ID - residence	UEPRC	\$6.21	\$2.76	NA	NA	\$4.38	\$6.56	NA	NA	\$3.66
2-wire voice unbundled port outgoing only - residence	UEPRO	\$6.21	\$2.76	NA	NA	\$4.38	\$6.56	NA	NA	\$3.66
2-wire voice grade unbundled Alabama extended local dialing parity port with caller ID	UEPAR	\$6.21	NA	NA	NA	NA	NA	NA	NA	NA
2-wire voice grade unbundled Kentucky extended local dialing parity port with caller ID	UEPRM	NA	NA	NA	NA	NA	NA	NA	NA	NA
2-wire voice grade unbundled Louisiana extended local dialing parity port with caller ID	UEPAS	NA	NA	NA	NA	\$4.38	NA	NA	NA	NA
2-wire voice grade unbundled Mississippi extended local dialing parity port with caller ID	UEPAT	NA	NA	NA	NA	NA	\$6.56	NA	NA	NA
2-wire voice grade unbundled South Carolina extended local dialing parity port with caller ID	UEPAU	NA	NA	NA	NA	NA	NA	NA	NA	NA
2-wire voice grade unbundled Tennessee extended local dialing parity port with caller ID	UEPAQ	NA	NA	NA	NA	NA	NA	NA	NA	\$3.66
2-wire voice unbundled Florida area calling with caller ID - residence	UEPAF	NA	\$2.76	NA	NA	NA	NA	NA	NA	NA
2-wire voice unbundled Louisiana Area Plus with caller ID - residence (RUL)	UEPAG	NA	NA	NA	NA	\$4.38	NA	NA	NA	NA
2-wire voice unbundled Louisiana Area Plus with caller ID - residence (AC7)	UEPAH	NA	NA	NA	NA	\$4.38	NA	NA	NA	NA
2-wire voice unbundled South Carolina Area Calling port with Caller ID - residence (LW8)	UEPAJ	NA	NA	NA	NA	NA	NA	NA	NA	NA
2-wire voice unbundled Tennessee Area Calling port with Caller ID - residence (F2R)	UEPAK	NA	NA	NA	NA	NA	NA	NA	NA	\$3.66
2-wire voice unbundled Tennessee Area Calling port with Caller ID - residence (TACER)	UEPAL	NA	NA	NA	NA	NA	NA	NA	NA	\$3.66
2-wire voice unbundled Tennessee Area Calling port with Caller ID - residence (TACSR)	UEPAM	NA	NA	NA	NA	NA	NA	NA	NA	\$3.66
2-wire voice unbundled Tennessee Area Calling port with Caller ID - residence (1MF2X)	UEPAN	NA	NA	NA	NA	NA	NA	NA	NA	\$3.66

BELLSOUTH/Xspedius RATES NETWORK ELEMENTS
AND OTHER SERVICES
PORTS

Attachment 2
Exhibit C
Rates - Page 5

DESCRIPTION	USOC	AL	FL	GA	KY	LA	MS	NC	SC	TN
2-wire voice unbundled Tennessee Area Calling port with Caller ID - residence (2MR)	UEPAO	NA	NA	NA	NA	NA	NA	NA	NA	\$3.66
2-wire voice unbundled Res Low Usage Line Port with Caller ID (LUM)	UEPAP	\$6.21	\$2.76	NA	NA	\$4.38	\$6.56	NA	NA	\$3.66
2-wire voice unbundled port without Caller ID	UEPBL	\$6.21	\$2.76	NA	NA	\$4.38	\$6.56	NA	NA	\$3.66
2-wire voice unbundled port with Caller ID	UEPBC	\$6.21	\$2.76	NA	NA	\$4.38	\$6.56	NA	NA	\$3.66
2-wire voice unbundled outgoing only Port	UEPBO	\$6.21	\$2.76	NA	NA	\$4.38	\$6.56	NA	NA	\$3.66
2-wire voice grade unbundled Alabama extended local dialing parity port with caller ID	UEPAW	\$6.21	NA	NA	NA	NA	NA	NA	NA	NA
2-wire voice grade unbundled Kentucky extended local dialing parity port with caller ID	UEPBM	NA	NA	NA	NA	NA	NA	NA	NA	NA
2-wire voice grade unbundled Louisiana extended local dialing parity port with caller ID	UEPAX	NA	NA	NA	NA	\$4.38	NA	NA	NA	NA
2-wire voice grade unbundled Mississippi extended local dialing parity port with caller ID	UEPAY	NA	NA	NA	NA	NA	\$6.56	NA	NA	NA
2-wire voice grade unbundled South Carolina extended local dialing parity port with caller ID	UEPAZ	NA	NA	NA	NA	NA	NA	NA	NA	NA
2-wire voice grade unbundled Tennessee extended local dialing parity port with caller ID	UEPAV	NA	NA	NA	NA	NA	NA	NA	NA	\$3.66
2-wire voice unbundled Incoming only Port with Caller ID	UEPB1	\$6.21	\$2.76	NA	NA	\$4.38	\$6.56	NA	NA	\$3.66
2-wire voice unbundled LA Bus Area Calling Port with Caller ID (BUC)	UEPAA	NA	NA	NA	NA	\$4.38	NA	NA	NA	NA
2-wire voice unbundles SC Bus Area Calling Port with Caller ID (LMB)	UEPAB	NA	NA	NA	NA	NA	NA	NA	NA	NA
2-wire voice unbundled TN Bus 2-way Area Calling Port Economy Option (TACC1)	UEPAC	NA	NA	NA	NA	NA	NA	NA	NA	\$3.66
2-wire voice unbundled TN Bus 2-way Area Calling Port Standard Option (TACC2)	UEPAD	NA	NA	NA	NA	NA	NA	NA	NA	\$3.66
2-wire voice unbundled TN Bus 2-Way Collierville and Memphis Local Calling Port (B2F)	UEPAE	NA	NA	NA	NA	NA	NA	NA	NA	\$3.66
NRC - Disconnect Charge - Add'l										
2-wire voice unbundled port - residence	UEPRL	\$6.21	\$2.59	NA	NA	\$4.38	\$6.56	NA	NA	\$2.92
2-wire voice unbundled port with caller ID - residence	UEPRC	\$6.21	\$2.59	NA	NA	\$4.38	\$6.56	NA	NA	\$2.92
2-wire voice unbundled port outgoing only - residence	UEPRO	\$6.21	\$2.59	NA	NA	\$4.38	\$6.56	NA	NA	\$2.92
2-wire voice grade unbundled Alabama extended local dialing parity port with caller ID	UEPAR	\$6.21	NA	NA	NA	NA	NA	NA	NA	NA
2-wire voice grade unbundled Kentucky extended local dialing parity port with caller ID	UEPRM	NA	NA	NA	NA	NA	NA	NA	NA	NA
2-wire voice grade unbundled Louisiana extended local dialing parity port with caller ID	UEPAS	NA	NA	NA	NA	\$4.38	NA	NA	NA	NA
2-wire voice grade unbundled Mississippi extended local dialing parity port with caller ID	UEPAT	NA	NA	NA	NA	NA	\$6.56	NA	NA	NA
2-wire voice grade unbundled South Carolina extended local dialing parity port with caller ID	UEPAU	NA	NA	NA	NA	NA	NA	NA	NA	NA
2-wire voice grade unbundled Tennessee extended local dialing parity port with caller ID	UEPAQ	NA	NA	NA	NA	NA	NA	NA	NA	\$2.92
2-wire voice unbundled Florida area calling with caller ID - residence	UEPAF	NA	\$2.59	NA	NA	NA	NA	NA	NA	NA
2-wire voice unbundled Louisiana Area Plus with caller ID - residence (RUL)	UEPAG	NA	NA	NA	NA	\$4.38	NA	NA	NA	NA
2-wire voice unbundled Louisiana Area Plus with caller ID - residence (AC7)	UEPAH	NA	NA	NA	NA	\$4.38	NA	NA	NA	NA
2-wire voice unbundled South Carolina Area Calling port with Caller ID - residence (LW8)	UEPAJ	NA	NA	NA	NA	NA	NA	NA	NA	NA
2-wire voice unbundled Tennessee Area Calling port with Caller ID - residence (F2R)	UEPAK	NA	NA	NA	NA	NA	NA	NA	NA	\$2.92
2-wire voice unbundled Tennessee Area Calling port with Caller ID - residence (TACER)	UEPAL	NA	NA	NA	NA	NA	NA	NA	NA	\$2.92

BELLSOUTH/Xspedius RATES NETWORK ELEMENTS
AND OTHER SERVICES
PORTS

Attachment 2
Exhibit C
Rates - Page 6

DESCRIPTION	USOC	AL	FL	GA	KY	LA	MS	NC	SC	TN
2-wire voice unbundled Tennessee Area Calling port with Caller ID - residence (TACSR)	UEPAM	NA	NA	NA	NA	NA	NA	NA	NA	\$2.92
2-wire voice unbundled Tennessee Area Calling port with Caller ID - residence (1MF2X)	UEPAN	NA	NA	NA	NA	NA	NA	NA	NA	\$2.92
2-wire voice unbundled Tennessee Area Calling port with Caller ID - residence (2MR)	UEPAO	NA	NA	NA	NA	\$4.38	\$6.56	NA	NA	\$2.92
2-wire voice unbundled Res Low Usage Line Port with Caller ID (LUM)	UEPAP	\$6.21	\$2.59	NA	NA	\$4.38	\$6.56	NA	NA	\$2.92
2-wire voice unbundled port without Caller ID	UEPBL	\$6.21	\$2.59	NA	NA	\$4.38	\$6.56	NA	NA	\$2.92
2-wire voice unbundled port with Caller ID	UEPBC	\$6.21	\$2.59	NA	NA	\$4.38	\$6.56	NA	NA	\$2.92
2-wire voice unbundled outgoing only port	UEPBO	\$6.21	\$2.59	NA	NA	\$4.38	\$6.56	NA	NA	\$2.92
2-wire voice grade unbundled Alabama extended local dialing parity port with caller ID	UEPAW	\$6.21	NA	NA	NA	NA	NA	NA	NA	NA
2-wire voice grade unbundled Kentucky extended local dialing parity port with caller ID	UEPBM	NA	NA	NA	NA	NA	NA	NA	NA	NA
2-wire voice grade unbundled Louisiana extended local dialing parity port with caller ID	UEPAX	NA	NA	NA	NA	\$4.38	NA	NA	NA	NA
2-wire voice grade unbundled Mississippi extended local dialing parity port with caller ID	UEPAY	NA	NA	NA	NA	NA	\$6.56	NA	NA	NA
2-wire voice grade unbundled South Carolina extended local dialing parity port with caller ID	UEPAZ	NA	NA	NA	NA	NA	NA	NA	NA	NA
2-wire voice grade unbundled Tennessee extended local dialing parity port with caller ID	UEPAV	NA	NA	NA	NA	NA	NA	NA	NA	\$2.92
2-wire voice unbundled incoming only port with Caller ID	UEPB1	\$6.21	\$2.59	NA	NA	\$4.38	\$6.56	NA	NA	\$2.92
2-wire voice unbundled LA Bus Area Calling Port with Caller ID (BUC)	UEPAA	NA	NA	NA	NA	\$4.38	NA	NA	NA	NA
2-wire voice unbundled SC Bus Area Calling Port with Caller ID (LMB)	UEPAB	NA	NA	NA	NA	NA	NA	NA	NA	NA
2-wire voice unbundled TN Bus 2-way Area Calling Port Economy Option (TACC1)	UEPAC	NA	NA	NA	NA	NA	NA	NA	NA	\$2.92
2-wire voice unbundled TN Bus 2-way Area Calling Port Standard Option (TACC2)	UEPAD	NA	NA	NA	NA	NA	NA	NA	NA	\$2.92
2-wire voice unbundled TN Bus 2-way Collierville and Memphis Local Calling Port (B2F)	UEPAE	NA	NA	NA	NA	NA	NA	NA	NA	\$2.92
NRC - OSS										
NRC - OSS LSR Charge, Electronic, per LSR received from the CLEC by one of the OSS interactive interfaces	SOMEK	\$3.50	\$3.50	\$3.50	\$3.50	\$3.50	\$3.50	\$3.50	\$3.50	\$3.50
NRC - Incremental Charge - Manual Service Order - 1st	SOMAN	\$27.37	NA	\$18.94	NA	\$18.14	\$25.52	\$26.94	\$44.42	\$20.35
NRC - Incremental Charge - Manual Service Order - Add'l	SOMAN	\$12.97	NA	\$8.42	NA	\$8.06	\$11.34	\$12.76	\$14.63	\$10.54
NRC - Incremental Charge - Manual Service Order - Disconnect - 1st	SOMAN	\$17.77	NA	NA	NA	\$10.39	\$16.06	NA	NA	\$13.32
NRC - Incremental Charge - Manual Service Order - Disconnect - Add'l	SOMAN	\$1.44	NA	NA	NA	NA	NA	NA	NA	\$1.40
All available features, per month	UEPVF	\$5.55	\$3.40	NA	NA	\$8.28	\$6.75	NA	\$6.29	NA
NRC - 1st (all types)		\$24.72	NA	NA	NA	NA	\$21.42	NA	\$36.24	NA
NRC - Add'l (all types)		\$24.72	NA	NA	NA	NA	\$21.42	NA	\$36.24	NA
NRC - Disconnect Charge - 1st		\$18.41	NA	NA	NA	NA	\$19.68	NA	NA	NA
NRC - Disconnect Charge - Add'l		\$18.41	NA	NA	NA	NA	\$19.68	NA	NA	NA
NRC - Incremental Charge - Manual Service Order - 1st	SOMAN	\$27.37	NA	NA	NA	NA	\$25.52	NA	\$44.42	NA
NRC - Incremental Charge - Manual Service Order - Add'l	SOMAN	\$12.97	NA	NA	NA	NA	\$11.34	NA	\$14.63	NA
NRC - Incremental Charge - Manual Service Order - Disconnect - 1st	SOMAN	\$17.77	NA	NA	NA	NA	\$16.06	NA	NA	NA
NRC - Incremental Charge - Manual Service Order - Disconnect - Add'l	SOMAN	\$1.44	NA	NA	NA	NA	NA	NA	NA	NA
Three available feature, per month	UEPVF	NA	NA	NA	NA	\$8.28	\$3.31	NA	\$3.03	NA
NRC - 1st (all types)		NA	NA	NA	NA	NA	\$3.06	NA	\$4.53	NA
NRC - Add'l (all types)		NA	NA	NA	NA	NA	\$3.06	NA	\$4.53	NA

BELLSOUTH/Xspedius RATES NETWORK ELEMENTS
AND OTHER SERVICES
PORTS

Attachment 2
Exhibit C
Rates - Page 7

DESCRIPTION	USOC	AL	FL	GA	KY	LA	MS	NC	SC	TN
NRC - Disconnect Charge - 1st		NA	NA	NA	NA	NA	\$8.20	NA	NA	NA
NRC - Disconnect Charge - Add'l		NA	NA	NA	NA	NA	\$8.20	NA	NA	NA
NRC - Incremental Charge - Manual Service Order - 1st	SOMAN	NA	NA	NA	NA	NA	\$25.52	NA	\$44.42	NA
NRC - Incremental Charge - Manual Service Order - Add'l	SOMAN	NA	NA	NA	NA	NA	\$11.34	NA	\$14.63	NA
NRC - Incremental Charge - Manual Service Order - Disconnect - 1st	SOMAN	NA	NA	NA	NA	NA	\$16.06	NA	NA	NA
NRC - Incremental Charge - Manual Service Order - Disconnect - Add'l	SOMAN	NA	NA	NA	NA	NA	NA	NA	NA	NA
4-Wire Analog VG Port, per month	UEP4A	NA	\$8.74	\$8.47	NA	\$10.13	\$9.60	\$8.69	\$2.28	\$11.11
NRC - 1st	UEP4A	NA	\$4.76	\$17.16	NA	\$16.43	\$22.98	\$21.69	\$3.50	\$9.93
NRC - Add'l	UEP4A	NA	\$4.54	\$17.16	NA	\$16.43	\$22.98	\$21.69	\$3.50	\$9.19
NRC - Disconnect Charge - 1st	BFR	NA	\$2.82	NA	NA	\$3.77	\$6.56	NA	NA	\$3.66
NRC - Disconnect Charge - Add'l	BFR	NA	\$2.64	NA	NA	\$3.77	\$6.56	NA	NA	\$2.92
NRC - Incremental Charge - Manual Service Order - 1st	SOMAN	NA	\$21.56	\$18.94	NA	\$18.14	\$25.52	\$26.85	NA	\$20.35
NRC - Incremental Charge - Manual Service Order - Add'l	SOMAN	NA	\$21.56	\$8.42	NA	\$8.06	\$11.34	\$12.67	NA	\$10.54
NRC - Incremental Charge - Manual Service Order - Disconnect - 1st	SOMAN	NA	\$3.84	NA	NA	\$8.94	\$16.06	NA	NA	\$13.32
NRC - Incremental Charge - Manual Service Order - Disconnect - Add'l	SOMAN	NA	\$3.84	NA	NA	\$8.94	\$16.06	NA	NA	\$1.40
2-Wire DID Port, per month	UEPP2	\$12.08	\$9.38	\$11.35	NA	\$13.12	\$14.63	\$12.36	\$12.08	\$8.97
NRC - 1st	UEPP2	\$50.00	\$248.44	\$61.91	NA	\$59.28	\$83.09	\$81.84	\$50.00	\$47.75
NRC - Add'l	UEPP2	\$18.00	\$37.49	\$61.91	NA	\$59.28	\$83.09	\$81.84	\$50.00	\$47.01
NRC - Disconnect Charge - 1st	UEPP2	NA	\$113.28	NA	NA	\$9.20	\$13.48	NA	NA	\$9.21
NRC - Disconnect Charge - Add'l	UEPP2	NA	\$7.12	NA	NA	\$9.20	\$13.48	NA	NA	\$8.47
NRC - Incremental Charge - Manual Service Order - 1st	SOMAN	NA	\$21.56	\$18.94	NA	\$18.14	\$25.52	\$26.94	NA	\$20.35
NRC - Incremental Charge - Manual Service Order - Add'l	SOMAN	NA	\$21.56	\$8.42	NA	\$8.06	\$11.34	\$12.76	NA	\$10.54
NRC - Incremental Charge - Manual Service Order - Disconnect - 1st	SOMAN	NA	\$3.84	NA	NA	\$10.39	\$16.07	NA	NA	\$13.32
NRC - Incremental Charge - Manual Service Order - Disconnect - Add'l	SOMAN	NA	\$3.84	NA	NA	\$10.39	\$16.07	NA	NA	\$1.40
4-Wire DS1 Port w/DID capability, per month	UEPDD	\$130.23	\$63.31	\$120.80	NA	\$149.27	\$146.46	\$123.65	\$130.23	\$120.00
NRC - 1st	UEPDD	\$50.00	\$413.93	\$89.44	NA	\$85.63	\$117.81	\$116.59	\$60.00	To be negotiated
NRC - Add'l	UEPDD	\$18.00	\$191.44	\$52.46	NA	\$50.23	\$71.18	\$69.92	\$60.00	To be negotiated
NRC - Disconnect Charge - 1st	UEPDD	NA	\$137.29	NA	NA	\$8.82	\$12.94	NA	NA	NA
NRC - Disconnect Charge - Add'l	UEPDD	NA	\$4.65	NA	NA	\$8.82	\$12.94	NA	NA	NA
NRC - Incremental Charge - Manual Service Order - 1st	SOMAN	NA	\$21.56	\$18.94	NA	\$18.14	\$25.52	\$26.94	NA	NA
NRC - Incremental Charge - Manual Service Order - Add'l	SOMAN	NA	\$21.56	\$8.42	NA	\$8.06	\$11.34	\$12.76	NA	NA
NRC - Incremental Charge - Manual Service Order - Disconnect - 1st	SOMAN	NA	\$3.84	NA	NA	\$10.39	\$16.06	NA	NA	NA
NRC - Incremental Charge - Manual Service Order - Disconnect - Add'l	SOMAN	NA	\$3.84	NA	NA	\$10.39	\$16.06	NA	NA	NA
2-Wire ISDN Port(2) (3), per month	U1PMA	\$16.42	\$10.20	\$13.47	\$12.33	\$23.33	\$51.91	\$24.50	\$33.74	NA
NRC - 1st	U1PMA	\$63.24	\$155.34	\$47.37	\$90.48	\$45.35	\$63.59	\$62.29	\$65.79	NA
NRC - Add'l	U1PMA	\$63.24	\$106.00	\$47.37	\$84.53	\$45.35	\$63.59	\$62.29	\$65.79	NA
NRC - Disconnect Charge - 1st	U1PMA	\$5.69	\$93.37	NA	NA	\$4.31	\$7.04	NA	NA	NA
NRC - Disconnect Charge - Add'l	U1PMA	\$5.69	\$20.98	NA	NA	\$4.31	\$7.04	NA	NA	NA
NRC - Incremental Charge - Manual Service Order - 1st	SOMAN	\$56.19	\$21.56	\$39.98	NA	\$38.29	\$53.87	\$55.30	\$67.52	NA
NRC - Incremental Charge - Manual Service Order - Add'l	SOMAN	\$56.19	\$21.56	\$39.98	NA	\$38.29	\$53.87	\$55.30	\$67.52	NA
NRC - Incremental Charge - Manual Service Order - Disconnect - 1st	SOMAN	\$12.97	\$3.84	NA	NA	\$6.65	\$11.34	NA	NA	NA
NRC - Incremental Charge - Manual Service Order - Disconnect - Add'l	SOMAN	\$12.97	\$3.84	NA	NA	\$6.65	\$11.34	NA	NA	NA
NRC - User Profile per B Channel (4)	U1UMA	NA	NA	NA	\$5.61	NA	NA	NA	NA	NA
2-Wire ISDN Port(2) (3) including all available features, per month	U1PMA	NA	NA	NA	NA	NA	NA	NA	\$38.68	\$18.40
NRC - 1st	U1PMA	NA	NA	NA	NA	NA	NA	NA	\$106.40	\$30.23
NRC - Add'l	U1PMA	NA	NA	NA	NA	NA	NA	NA	\$106.40	\$29.49
NRC - Disconnect Charge - 1st	U1PMA	NA	NA	NA	NA	NA	NA	NA	NA	\$4.10

BELLSOUTH/Xspedius RATES NETWORK ELEMENTS
AND OTHER SERVICES
PORTS

Attachment 2
Exhibit C
Rates - Page 8

DESCRIPTION	USOC	AL	FL	GA	KY	LA	MS	NC	SC	TN	
NRC - Disconnect Charge - Add'l	U1PMA	NA	NA	NA	NA	NA	NA	NA	NA	\$4.10	
NRC - Incremental Charge - Manual Service Order - 1st	SOMAN	NA	NA	NA	NA	NA	NA	NA	\$67.52	\$41.43	
NRC - Incremental Charge - Manual Service Order - Add'l	SOMAN	NA	NA	NA	NA	NA	NA	NA	\$67.52	\$42.17	
NRC - Incremental Charge - Manual Service Order - Disconnect - 1st	SOMAN	NA	NA	NA	NA	NA	NA	NA	NA	\$9.80	
NRC - Incremental Charge - Manual Service Order - Disconnect - Add'l	SOMAN	NA	NA	NA	NA	NA	NA	NA	NA	\$9.80	
2-Wire ISDN Port(2) (3) including three available features, per month	U1PMA	NA	NA	NA	NA	NA	NA	NA	NA	\$36.01	NA
NRC - 1st	U1PMA	NA	NA	NA	NA	NA	NA	NA	NA	\$70.32	NA
NRC - Add'l	U1PMA	NA	NA	NA	NA	NA	NA	NA	NA	\$70.32	NA
NRC - Incremental Charge - Manual Service Order - 1st	SOMAN	NA	NA	NA	NA	NA	NA	NA	NA	\$67.52	NA
NRC - Incremental Charge - Manual Service Order - Add'l	SOMAN	NA	NA	NA	NA	NA	NA	NA	NA	\$67.52	NA
4-Wire ISDN DS1 Port, per month	UEPEX	\$186.02	\$95.39	\$163.16	NA	\$194.72	\$213.21	\$179.75	\$214.79	\$308.00	
NRC - 1st	UEPEX	\$244.85	\$417.51	\$186.80	NA	\$181.89	\$244.12	\$241.63	\$278.37	\$148.66	
NRC - Add'l	UEPEX	\$244.85	\$203.18	\$186.80	NA	\$181.89	\$244.12	\$241.63	\$278.37	\$147.18	
NRC - Disconnect Charge - 1st	UEPEX	\$51.19	\$149.75	NA	NA	\$27.11	\$53.32	NA	NA	\$38.46	
NRC - Disconnect Charge - Add'l	UEPEX	\$51.19	\$37.93	NA	NA	\$27.11	\$53.32	NA	NA	\$36.98	
NRC - Incremental Charge - Manual Service Order - 1st	SOMAN	\$54.75	\$21.56	\$37.88	NA	\$33.18	\$51.03	\$53.89	\$65.48	\$40.69	
NRC - Incremental Charge - Manual Service Order - Add'l	SOMAN	\$54.75	\$21.56	\$37.88	NA	\$33.18	\$51.03	\$53.89	\$65.48	\$42.17	
NRC - Incremental Charge - Manual Service Order - Disconnect - 1st	SOMAN	\$11.53	\$3.84	NA	NA	\$7.73	\$8.51	NA	NA	\$9.07	
NRC - Incremental Charge - Manual Service Order - Disconnect - Add'l	SOMAN	\$11.53	\$3.84	NA	NA	\$7.73	\$8.51	NA	NA	\$10.54	
4-Wire ISDN DS1 Port including all available features, per month	UEPEX	NA	NA	NA	\$275.48	NA	NA	NA	NA	\$251.00	NA
NRC - 1st	UEPEX	NA	NA	NA	\$181.27	NA	NA	NA	NA	\$311.73	NA
NRC - Add'l	UEPEX	NA	NA	NA	\$116.42	NA	NA	NA	NA	\$311.73	NA
NRC - Incremental Charge - Manual Service Order - 1st	SOMAN	NA	NA	NA	NA	NA	NA	NA	NA	\$65.48	NA
NRC - Incremental Charge - Manual Service Order - Add'l	SOMAN	NA	NA	NA	NA	NA	NA	NA	NA	\$65.48	NA
2-Wire Analog Line Port (PBX), per month											
2 WIRE VOICE UNBUNDLED COMBINATION 2-WAY PBX TRUNK - Residence	UEPRD	\$2.07	\$1.62	\$1.85	\$2.61	\$2.20	\$2.11	\$2.18	\$2.35	\$4.63	
LINE SIDE UNBUNDLED COMBINATION 2-WAY PBX TRUNK - BUSINESS	UEPPC	\$2.07	\$1.62	\$1.85	\$2.61	\$2.20	\$2.11	\$2.00	\$2.35	\$4.63	
LINE SIDE UNBUNDLED OUTWARD PBX TRUNK - BUSINESS	UEPPO	\$2.07	\$1.62	\$1.85	\$2.61	\$2.20	\$2.11	\$2.00	\$2.35	\$4.63	
LINE SIDE UNBUNDLED INCOMING PBX TRUNK - BUSINESS	UEPP1	\$2.07	\$1.62	\$1.85	\$2.61	\$2.20	\$2.11	\$2.00	\$2.35	\$4.63	
LONG DISTANCE TERMINAL PBX TRUNK-BUSINESS	UEPLD	\$2.07	\$1.62	\$1.85	\$2.61	\$2.20	\$2.11	\$2.00	\$2.35	\$4.63	
TN 2-WAY CALLING PLAN PBX TRUNK - BUSINESS	UEPT2	\$2.07	\$1.62	\$1.85	\$2.61	\$2.20	\$2.11	\$2.00	\$2.35	\$4.63	
TN OUTWARD CALLING PLAN PBX TRUNK - BUSINESS	UEPTO	\$2.07	\$1.62	\$1.85	\$2.61	\$2.20	\$2.11	\$2.00	\$2.35	\$4.63	
2-WIRE VOICE UNBUNDLED 2-WAY COMBINATION PBX ALABAMA CALLING PORT	UEPA2	\$2.07	NA	NA	NA	NA	NA	NA	NA	NA	
2-WIRE VOICE UNBUNDLED 2-WAY COMBINATION PBX LOUISIANA CALLING PORT	UEPL2	NA	NA	NA	NA	\$2.20	NA	NA	NA	NA	
2-WIRE VOICE UNBUNDLED PBX LD TERMINAL PORTS	UEPLD	\$2.07	\$1.62	\$1.85	\$2.61	\$2.20	\$2.11	\$2.00	\$2.35	\$4.63	
2-WIRE VOICE UNBUNDLED 2-WAY COMBINATION PBX TENNESSEE CALLING PORT	UEPT2	NA	NA	NA	NA	NA	NA	NA	NA	\$4.63	
2-WIRE VOICE UNBUNDLED 1-WAY OUTGOING PBX TENNESSEE CALLING PORT	UEPTO	NA	NA	NA	NA	NA	NA	NA	NA	\$4.63	
2-WIRE VOICE UNBUNDLED 2-WAY COMBINATION PBX USAGE PORT	UEPXA	\$2.07	\$1.62	\$1.85	\$2.61	\$2.20	\$2.11	\$2.00	\$2.35	\$4.63	
2-WIRE VOICE UNBUNDLED PBX TOLL TERMINAL HOTEL PORTS	UEPXB	\$2.07	\$1.62	\$1.85	\$2.61	\$2.20	\$2.11	\$2.00	\$2.35	\$4.63	
2-WIRE VOICE UNBUNDLED PBX LD DDD TERMINALS PORT	UEPXC	\$2.07	\$1.62	\$1.85	\$2.61	\$2.20	\$2.11	\$2.00	\$2.35	\$4.63	
2-WIRE VOICE UNBUNDLED PBX LD TERMINAL SWITCHBOARD PORT	UEPXD	\$2.07	\$1.62	\$1.85	\$2.61	\$2.20	\$2.11	\$2.00	\$2.35	\$4.63	
2-WIRE VOICE UNBUNDLED PBX LD TERMINAL SWITCHBOARD IDD CAPABLE PORT	UEPXE	\$2.07	\$1.62	\$1.85	\$2.61	\$2.20	\$2.11	\$2.00	\$2.35	\$4.63	
2-WIRE VOICE UNBUNDLED 2-WAY PBX KENTUCKY ROOM AREA CALLING PORT WITHOUT LUD	UEPXF	NA	NA	NA	\$2.61	NA	NA	NA	NA	NA	
2-WIRE VOICE UNBUNDLED PBX KENTUCKY LUD AREA CALLING PORT	UEPXG	NA	NA	NA	\$2.61	NA	NA	NA	NA	NA	

BELLSOUTH/Xspedius RATES NETWORK ELEMENTS
AND OTHER SERVICES
PORTS

DESCRIPTION	USOC	AL	FL	GA	KY	LA	MS	NC	SC	TN
2-WIRE VOICE UNBUNDLED PBX KENTUCKY PREMIUM CALLING PORT	UEPXH	NA	NA	NA	\$2.61	NA	NA	NA	NA	NA
2-WIRE VOICE UNBUNDLED 2-WAY KENTUCKY AREA CALLING PORT WITHOUT LUD	UEPXJ	NA	NA	NA	\$2.61	NA	NA	NA	NA	NA
2-WIRE VOICE UNBUNDLED 2-WAY PBX LOUISIANA LOCAL OPTIONAL CALLING PORT	UEPXK	NA	NA	NA	NA	\$2.20	NA	NA	NA	NA
2-WIRE VOICE UNBUNDLED 2-WAY PBX HOTEL/HOSPITAL ECONOMY ADMINISTRATIVE CALLING PORT	UEPXL	\$2.07	\$1.62	\$1.85	\$2.61	\$2.20	\$2.11	\$2.00	\$2.35	\$4.63
2-WIRE VOICE UNBUNDLED 2-WAY PBX HOTEL/HOSPITAL ECONOMY ROOM CALLING PORT	UEPXM	\$2.07	\$1.62	\$1.85	\$2.61	\$2.20	\$2.11	\$2.00	\$2.35	\$4.63
2-WIRE VOICE UNBUNDLED 1-WAY OUTGOING PBX HOTEL/HOSPITAL ECONOMY ADMINISTRATIVE CALLING PORT TENNESSEE CALLING PORT	UEPXN	NA	NA	NA	NA	NA	NA	NA	NA	\$4.63
2-WIRE VOICE UNBUNDLED 1-WAY OUTGOING PBX HOTEL/HOSPITAL DIACOUNT ROOM CALLING PORT	UEPXO	\$2.07	\$1.62	\$1.85	\$2.61	\$2.20	\$2.11	\$2.00	\$2.35	\$4.63
2-WIRE VOICE UNBUNDLED 1-WAY OUTGOING PBX LOUISIANA LOCAL DISCOUNT CALLING PORT	UEPXP	NA	NA	NA	NA	\$2.20	NA	NA	NA	NA
2-WIRE VOICE UNBUNDLED 2-WAY PBX MISSISSIPPI LOCAL ECONOMY CALLING PORT	UEPXQ	NA	NA	NA	NA	NA	\$2.11	NA	NA	NA
2-WIRE VOICE UNBUNDLED 2-WAY PBX MISSISSIPPI LOCAL OPTIONAL CALLING PORT	UEPXR	NA	NA	NA	NA	NA	\$2.11	NA	NA	NA
2-WIRE VOICE UNBUNDLED 1-WAY OUTGOING PBX MEASURED PORT	UEPXS	\$2.07	\$1.62	\$1.85	\$2.61	\$2.20	\$2.11	\$2.00	\$2.35	\$4.63
2-WIRE VOICE UNBUNDLED 2-WAY PBX SOUTH CAROLINA AREA PLUS CALLING PORT	UEPXT	NA	NA	NA	NA	NA	NA	NA	\$2.35	NA
2-WIRE VOICE UNBUNDLED PBX COLLIERVILLE & MEMPHIS CALLING PORT	UEPXU	NA	NA	NA	NA	NA	NA	NA	NA	\$4.63
2-WIRE VOICE UNBUNDLED 2-WAY PBX TENNESSEE REGIONSERV CALLING PORT	UEPXV	NA	NA	NA	NA	NA	NA	NA	NA	\$4.63
UNBUNDLED LOOP BILLING USOC (REQUIRES ONE PER PORT)	UEPLX									
LOCAL NUMBER PORTABILITY (REQUIRES ONE PER PORT)	LNPCP									
NRC - 1st	UEPPC	\$21.93	\$62.56	\$17.16	\$36.47	\$16.43	\$22.98	\$24.04	\$24.36	\$9.93
2 WIRE VOICE UNBUNDLED COMBINATION 2-WAY PBX TRUNK - Residence	UEPRD	\$21.93	\$62.56	\$17.16	\$36.47	\$16.43	\$22.98	\$21.60	\$24.36	\$9.93
LINE SIDE UNBUNDLED COMBINATION 2-WAY PBX TRUNK - BUSINESS	UEPPC	\$21.93	\$62.56	\$17.16	\$36.47	\$16.43	\$22.98	\$24.04	\$24.36	\$9.93
LINE SIDE UNBUNDLED OUTWARD PBX TRUNK - BUSINESS	UEPPO	\$21.93	\$62.56	\$17.16	\$36.47	\$16.43	\$22.98	\$24.04	\$24.36	\$9.93
LINE SIDE UNBUNDLED INCOMING PBX TRUNK - BUSINESS	UEPP1	\$21.93	\$62.56	\$17.16	\$36.47	\$16.43	\$22.98	\$24.04	\$24.36	\$9.93
LONG DISTANCE TERMINAL PBX TRUNK-BUSINESS	UEPLD	\$21.93	\$62.56	\$17.16	\$36.47	\$16.43	\$22.98	\$24.04	\$24.36	\$9.93
TN 2-WAY CALLING PLAN PBX TRUNK - BUSINESS	UEPT2	\$21.93	\$62.56	\$17.16	\$36.47	\$16.43	\$22.98	\$24.04	\$24.36	\$9.93
TN OUTWARD CALLING PLAN PBX TRUNK - BUSINESS	UEPTO	\$21.93	\$62.56	\$17.16	\$36.47	\$16.43	\$22.98	\$24.04	\$24.36	\$9.93
2-WIRE VOICE UNBUNDLED 2-WAY COMBINATION PBX ALABAMA CALLING PORT	UEPA2	\$21.93	NA	NA	NA	NA	NA	NA	NA	NA
2-WIRE VOICE UNBUNDLED 2-WAY COMBINATION PBX LOUISIANA CALLING PORT	UEPL2	NA	NA	NA	NA	\$16.43	NA	NA	NA	NA
2-WIRE VOICE UNBUNDLED PBX LD TERMINAL PORTS	UEPLD	\$21.93	\$62.56	\$17.16	\$36.47	\$16.43	\$22.98	\$24.04	\$24.36	NA
2-WIRE VOICE UNBUNDLED 2-WAY COMBINATION PBX TENNESSEE CALLING PORT	UEPT2	NA	NA	NA	NA	NA	NA	NA	NA	\$9.93
2-WIRE VOICE UNBUNDLED 1-WAY OUTGOING PBX TENNESSEE CALLING PORT	UEPTO	NA	NA	NA	NA	NA	NA	NA	NA	\$9.93
2-WIRE VOICE UNBUNDLED 2-WAY COMBINATION PBX USAGE PORT	UEPXA	\$21.93	\$62.56	\$17.16	\$36.47	\$16.43	\$22.98	\$24.04	\$24.36	\$9.93
2-WIRE VOICE UNBUNDLED PBX TOLL TERMINAL HOTEL PORTS	UEPXB	\$21.93	\$62.56	\$17.16	\$36.47	\$16.43	\$22.98	\$24.04	\$24.36	\$9.93
2-WIRE VOICE UNBUNDLED PBX LD DDD TERMINALS PORT	UEPXC	\$21.93	\$62.56	\$17.16	\$36.47	\$16.43	\$22.98	\$24.04	\$24.36	\$9.93
2-WIRE VOICE UNBUNDLED PBX LD TERMINAL SWITCHBOARD PORT	UEPXD	\$21.93	\$62.56	\$17.16	\$36.47	\$16.43	\$22.98	\$24.04	\$24.36	\$9.93

BELLSOUTH/Xspedius RATES NETWORK ELEMENTS
AND OTHER SERVICES
PORTS

Attachment 2
Exhibit C
Rates - Page 10

DESCRIPTION	USOC	AL	FL	GA	KY	LA	MS	NC	SC	TN
2-WIRE VOICE UNBUNDLED PBX LD TERMINAL SWITCHBOARD IDD CAPABLE PORT	UEPXE	\$21.93	\$62.56	\$17.16	\$36.47	\$16.43	\$22.98	\$24.04	\$24.36	\$9.93
2-WIRE VOICE UNBUNDLED 2-WAY PBX KENTUCKY ROOM AREA CALLING PORT WITHOUT LUD	UEPXF	NA	NA	NA	\$36.47	NA	NA	NA	NA	NA
2-WIRE VOICE UNBUNDLED PBX KENTUCKY LUD AREA CALLING PORT	UEPXG	NA	NA	NA	\$36.47	NA	NA	NA	NA	NA
2-WIRE VOICE UNBUNDLED PBX KENTUCKY PREMIUM CALLING PORT	UEPXH	NA	NA	NA	\$36.47	NA	NA	NA	NA	NA
2-WIRE VOICE UNBUNDLED 2-WAY KENTUCKY AREA CALLING PORT WITHOUT LUD	UEPXJ	NA	NA	NA	\$36.47	NA	NA	NA	NA	NA
2-WIRE VOICE UNBUNDLED 2-WAY PBX LOUISIANA LOCAL OPTIONAL CALLING PORT	UEPXK	NA	NA	NA	NA	\$16.43	NA	NA	NA	NA
2-WIRE VOICE UNBUNDLED 2-WAY PBX HOTEL/HOSPITAL ECONOMY ADMINISTRATIVE CALLING PORT	UEPXL	\$21.93	\$62.56	\$17.16	\$36.47	\$16.43	\$22.98	\$24.04	\$24.36	\$9.93
2-WIRE VOICE UNBUNDLED 2-WAY PBX HOTEL/HOSPITAL ECONOMY ROOM CALLING PORT	UEPXM	\$21.93	\$62.56	\$17.16	\$36.47	\$16.43	\$22.98	\$24.04	\$24.36	\$9.93
2-WIRE VOICE UNBUNDLED 1-WAY OUTGOING PBX HOTEL/HOSPITAL ECONOMY ADMINIATRATIVE CALLING PORTTENNESSEE CALLING PORT	UEPXN	NA	NA	NA	NA	NA	NA	NA	NA	\$9.93
2-WIRE VOICE UNBUNDLED 1-WAY OUTGOING PBX HOTEL/HOSPITAL DIACOUNT ROOM CALLING PORT	UEPXO	\$21.93	\$62.56	\$17.16	\$36.47	\$16.43	\$22.98	\$24.04	\$24.36	\$9.93
2-WIRE VOICE UNBUNDLED 1-WAY OUTGOING PBX LOUISIANA LOCAL DISCOUNT CALLING PORT	UEPXP	NA	NA	NA	NA	\$16.43	NA	NA	NA	NA
2-WIRE VOICE UNBUNDLED 2-WAY PBX MISSISSIPPI LOCAL ECONOMY CALLING PORT	UEPXQ	NA	NA	NA	NA	NA	\$22.98	NA	NA	NA
2-WIRE VOICE UNBUNDLED 2-WAY PBX MISSISSIPPI LOCAL OPTIONAL CALLING PORT	UEPXR	NA	NA	NA	NA	NA	\$22.98	NA	NA	NA
2-WIRE VOICE UNBUNDLED 1-WAY OUTGOING PBXMEASURED PORT	UEPXS	\$21.93	\$62.56	\$17.16	\$36.47	\$16.43	\$22.98	\$24.04	\$24.36	\$9.93
2-WIRE VOICE UNBUNDLED 2-WAY PBX SOUTH CAROLINA AREA PLUS CALLING PORT	UEPXT	NA	NA	NA	NA	NA	NA	NA	\$24.36	NA
2-WIRE VOICE UNBUNDLED PBX COLLIERVERVILLE & MEMPHIS CALLING PORT	UEPXU	NA	NA	NA	NA	NA	NA	NA	NA	\$9.93
2-WIRE VOICE UNBUNDLED 2-WAY PBX TENNESSEE REGIONSERV CALLING PORT	UEPXV	NA	NA	NA	NA	NA	NA	NA	NA	\$9.93
Subsequent Activity	USASC	\$10.00	\$10.00	\$10.00	\$10.00	\$10.00	\$10.00	\$10.00	\$10.00	\$10.00
NRC - Add'l										
2 WIRE VOICE UNBUNDLED COMBINATION 2-WAY PBX TRUNK - Residence	UEPRD	\$21.93	\$29.70	\$17.16	\$36.47	\$16.43	\$22.98	\$21.60	\$24.36	\$9.19
LINE SIDE UNBUNDLED COMBINATION 2-WAY PBX TRUNK - BUSINESS	UEPPC	\$21.93	\$29.70	\$17.16	\$36.47	\$16.43	\$22.98	\$9.05	\$24.36	\$9.19
LINE SIDE UNBUNDLED OUTWARD PBX TRUNK - BUSINESS	UEPPO	\$21.93	\$29.70	\$17.16	\$36.47	\$16.43	\$22.98	\$9.05	\$24.36	\$9.19
LINE SIDE UNBUNDLED INCOMING PBX TRUNK - BUSINESS	UEPP1	\$21.93	\$29.70	\$17.16	\$36.47	\$16.43	\$22.98	\$9.05	\$24.36	\$9.19
LONG DISTANCE TERMINAL PBX TRUNK-BUSINESS	UEPLD	\$21.93	\$29.70	\$17.16	\$36.47	\$16.43	\$22.98	\$9.05	\$24.36	\$9.19
TN 2-WAY CALLING PLAN PBX TRUNK - BUSINESS	UEPT2	\$21.93	\$29.70	\$17.16	\$36.47	\$16.43	\$22.98	\$9.05	\$24.36	\$9.19
TN OUTWARD CALLING PLAN PBX TRUNK - BUSINESS	UEPTO	\$21.93	\$29.70	\$17.16	\$36.47	\$16.43	\$22.98	\$9.05	\$24.36	\$9.19
2-WIRE VOICE UNBUNDLED 2-WAY COMBINATION PBX ALABAMA CALLING PORT	UEPA2	\$21.93	NA	NA	NA	NA	NA	NA	NA	NA
2-WIRE VOICE UNBUNDLED 2-WAY COMBINATION PBX LOUISIANA CALLING PORT	UEPL2	NA	NA	NA	NA	\$16.43	NA	NA	NA	NA
2-WIRE VOICE UNBUNDLED PBX LD TERMINAL PORTS	UEPLD	\$21.93	\$29.70	\$17.16	\$36.47	\$16.43	\$22.98	\$9.05	\$24.36	\$9.19
2-WIRE VOICE UNBUNDLED 2-WAY COMBINATION PBX TENNESSEE CALLING PORT	UEPT2	NA	NA	NA	NA	NA	NA	NA	NA	\$9.19
2-WIRE VOICE UNBUNDLED 1-WAY OUTGOING PBX TENNESSEE CALLING PORT	UEPTO	NA	NA	NA	NA	NA	NA	NA	NA	\$9.19
2-WIRE VOICE UNBUNDLED 2-WAY COMBINATION PBX USAGE PORT	UEPXA	\$21.93	\$29.70	\$17.16	\$36.47	\$16.43	\$22.98	\$9.05	\$24.36	\$9.19
2-WIRE VOICE UNBUNDLED PBX TOLL TERMINAL HOTEL PORTS	UEPXB	\$21.93	\$29.70	\$17.16	\$36.47	\$16.43	\$22.98	\$9.05	\$24.36	\$9.19

BELLSOUTH/Xspedius RATES NETWORK ELEMENTS
AND OTHER SERVICES
PORTS

Attachment 2
Exhibit C
Rates - Page 11

DESCRIPTION	USOC	AL	FL	GA	KY	LA	MS	NC	SC	TN
2-WIRE VOICE UNBUNDLED PBX LD DDD TERMINALS PORT	UEPXC	\$21.93	\$29.70	\$17.16	\$36.47	\$16.43	\$22.98	\$9.05	\$24.36	\$9.19
2-WIRE VOICE UNBUNDLED PBX LD TERMINAL SWITCHBOARD PORT	UEPXD	\$21.93	\$29.70	\$17.16	\$36.47	\$16.43	\$22.98	\$9.05	\$24.36	\$9.19
2-WIRE VOICE UNBUNDLED PBX LD TERMINAL SWITCHBOARD IDD CAPABLE PORT	UEPXE	\$21.93	\$29.70	\$17.16	\$36.47	\$16.43	\$22.98	\$9.05	\$24.36	\$9.19
2-WIRE VOICE UNBUNDLED 2-WAY PBX KENTUCKY ROOM AREA CALLING PORT WITHOUT LUD	UEPXF	NA	NA	NA	\$36.47	NA	NA	NA	NA	NA
2-WIRE VOICE UNBUNDLED PBX KENTUCKY LUD AREA CALLING PORT	UEPXG	NA	NA	NA	\$37.47	NA	NA	NA	NA	NA
2-WIRE VOICE UNBUNDLED PBX KENTUCKY PREMIUM CALLING PORT	UEPXH	NA	NA	NA	\$38.47	NA	NA	NA	NA	NA
2-WIRE VOICE UNBUNDLED 2-WAY KENTUCKY AREA CALLING PORT WITHOUT LUD	UEPXJ	NA	NA	NA	\$39.47	NA	NA	NA	NA	NA
2-WIRE VOICE UNBUNDLED 2-WAY PBX LOUISIANA LOCAL OPTIONAL CALLING PORT	UEP XK	NA	NA	NA	NA	\$16.43	NA	NA	NA	NA
2-WIRE VOICE UNBUNDLED 2-WAY PBX HOTEL/HOSPITAL ECONOMY ADMINISTRATIVE CALLING PORT	UEPXL	\$21.93	\$29.70	\$17.16	\$36.47	\$16.43	\$22.98	\$9.05	\$24.36	\$9.19
2-WIRE VOICE UNBUNDLED 2-WAY PBX HOTEL/HOSPITAL ECONOMY ROOM CALLING PORT	UEPXM	\$21.93	\$29.70	\$17.16	\$36.47	\$16.43	\$22.98	\$9.05	\$24.36	\$9.19
2-WIRE VOICE UNBUNDLED 1-WAY OUTGOING PBX HOTEL/HOSPITAL ECONOMY ADMINISTRATIVE CALLING PORT TENNESSEE CALLING PORT	UEP XN	NA	NA	NA	NA	NA	NA	NA	NA	\$9.19
2-WIRE VOICE UNBUNDLED 1-WAY OUTGOING PBX HOTEL/HOSPITAL DISCOUNT ROOM CALLING PORT	UEP XO	\$21.93	\$29.70	\$17.16	\$36.47	\$16.43	\$22.98	\$9.05	\$24.36	\$9.19
2-WIRE VOICE UNBUNDLED 1-WAY OUTGOING PBX LOUISIANA LOCAL DISCOUNT CALLING PORT	UEP XP	NA	NA	NA	NA	\$16.43	NA	NA	NA	NA
2-WIRE VOICE UNBUNDLED 2-WAY PBX MISSISSIPPI LOCAL ECONOMY CALLING PORT	UEP XQ	NA	NA	NA	NA	NA	\$22.98	NA	NA	NA
2-WIRE VOICE UNBUNDLED 2-WAY PBX MISSISSIPPI LOCAL OPTIONAL CALLING PORT	UEP XR	NA	NA	NA	NA	NA	\$22.98	NA	NA	NA
2-WIRE VOICE UNBUNDLED 1-WAY OUTGOING PBX MEASURED PORT	UEP XS	\$21.93	\$29.70	\$17.16	\$36.47	\$16.43	\$22.98	\$9.05	\$24.36	\$9.19
2-WIRE VOICE UNBUNDLED 2-WAY PBX SOUTH CAROLINA AREA PLUS CALLING PORT	UEP XT	NA	NA	NA	NA	NA	NA	NA	\$24.36	NA
2-WIRE VOICE UNBUNDLED PBX COLLIERVERVILLE & MEMPHIS CALLING PORT	UEP XU	NA	NA	NA	NA	NA	NA	NA	NA	\$9.19
2-WIRE VOICE UNBUNDLED 2-WAY PBX TENNESSEE REGIONSERV CALLING PORT	UEP XV	NA	NA	NA	NA	NA	NA	NA	NA	\$9.19
NRC - Disconnect Charge - 1st										
2 WIRE VOICE UNBUNDLED COMBINATION 2-WAY PBX TRUNK - Residence	UEPRD	\$6.21	\$26.37	NA	NA	\$3.77	\$6.56	NA	NA	\$3.66
LINE SIDE UNBUNDLED COMBINATION 2-WAY PBX TRUNK - BUSINESS	UEPPC	\$6.21	\$26.37	NA	NA	\$3.77	\$6.56	NA	NA	\$3.66
LINE SIDE UNBUNDLED OUTWARD PBX TRUNK - BUSINESS	UEPPO	\$6.21	\$26.37	NA	NA	\$3.77	\$6.56	NA	NA	\$3.66
LINE SIDE UNBUNDLED INCOMING PBX TRUNK - BUSINESS	UEPP1	\$6.21	\$26.37	NA	NA	\$3.77	\$6.56	NA	NA	\$3.66
LONG DISTANCE TERMINAL PBX TRUNK-BUSINESS	UEPLD	\$6.21	\$26.37	NA	NA	\$3.77	\$6.56	NA	NA	\$3.66
TN 2-WAY CALLING PLAN PBX TRUNK - BUSINESS	UEPT2	\$6.21	\$26.37	NA	NA	\$3.77	\$6.56	NA	NA	\$3.66
TN OUTWARD CALLING PLAN PBX TRUNK - BUSINESS	UEPTO	\$6.21	\$26.37	NA	NA	\$3.77	\$6.56	NA	NA	\$3.66
2-WIRE VOICE UNBUNDLED 2-WAY COMBINATION PBX ALABAMA CALLING PORT	UEPA2	\$6.21	NA	NA	NA	NA	NA	NA	NA	NA
2-WIRE VOICE UNBUNDLED 2-WAY COMBINATION PBX LOUISIANA CALLING PORT	UEPL2	NA	NA	NA	NA	\$3.77	NA	NA	NA	NA
2-WIRE VOICE UNBUNDLED PBX LD TERMINAL PORTS	UEPLD	\$6.21	\$26.37	NA	NA	\$3.77	\$6.56	NA	NA	\$3.66
2-WIRE VOICE UNBUNDLED 2-WAY COMBINATION PBX TENNESSEE CALLING PORT	UEPT2	NA	NA	NA	NA	NA	NA	NA	NA	\$3.66
2-WIRE VOICE UNBUNDLED 1-WAY OUTGOING PBX TENNESSEE CALLING PORT	UEPTO	NA	NA	NA	NA	NA	NA	NA	NA	\$3.66
2-WIRE VOICE UNBUNDLED 2-WAY COMBINATION PBX USAGE PORT	UEPXA	\$6.21	\$26.37	NA	NA	\$3.77	\$6.56	NA	NA	\$3.66
2-WIRE VOICE UNBUNDLED PBX TOLL TERMINAL HOTEL PORTS	UEPXB	\$6.21	\$26.37	NA	NA	\$3.77	\$6.56	NA	NA	\$3.66

BELLSOUTH/Xspedius RATES NETWORK ELEMENTS
AND OTHER SERVICES
PORTS

Attachment 2
Exhibit C
Rates - Page 12

DESCRIPTION	USOC	AL	FL	GA	KY	LA	MS	NC	SC	TN
2-WIRE VOICE UNBUNDLED PBX LD DDD TERMINALS PORT	UEPXC	\$6.21	\$26.37	NA	NA	\$3.77	\$6.56	NA	NA	\$3.66
2-WIRE VOICE UNBUNDLED PBX LD TERMINAL SWITCHBOARD PORT	UEPXD	\$6.21	\$26.37	NA	NA	\$3.77	\$6.56	NA	NA	\$3.66
2-WIRE VOICE UNBUNDLED PBX LD TERMINAL SWITCHBOARD IDD CAPABLE PORT	UEPXE	\$6.21	\$26.37	NA	NA	\$3.77	\$6.56	NA	NA	\$3.66
2-WIRE VOICE UNBUNDLED 2-WAY PBX KENTUCKY ROOM AREA CALLING PORT WITHOUT LUD	UEPXF	NA	NA	NA	NA	NA	NA	NA	NA	NA
2-WIRE VOICE UNBUNDLED PBX KENTUCKY LUD AREA CALLING PORT	UEPXG	NA	NA	NA	NA	NA	NA	NA	NA	NA
2-WIRE VOICE UNBUNDLED PBX KENTUCKY PREMIUM CALLING PORT	UEPXH	NA	NA	NA	NA	NA	NA	NA	NA	NA
2-WIRE VOICE UNBUNDLED 2-WAY KENTUCKY AREA CALLING PORT WITHOUT LUD	UEPXJ	NA	NA	NA	NA	NA	NA	NA	NA	NA
2-WIRE VOICE UNBUNDLED 2-WAY PBX LOUISIANA LOCAL OPTIONAL CALLING PORT	UEP XK	NA	NA	NA	NA	\$3.77	NA	NA	NA	NA
2-WIRE VOICE UNBUNDLED 2-WAY PBX HOTEL/HOSPITAL ECONOMY ADMINISTRATIVE CALLING PORT	UEPXL	\$6.21	\$26.37	NA	NA	\$3.77	\$6.56	NA	NA	\$3.66
2-WIRE VOICE UNBUNDLED 2-WAY PBX HOTEL/HOSPITAL ECONOMY ROOM CALLING PORT	UEPXM	\$6.21	\$26.37	NA	NA	\$3.77	\$6.56	NA	NA	\$3.66
2-WIRE VOICE UNBUNDLED 1-WAY OUTGOING PBX HOTEL/HOSPITAL ECONOMY ADMINISTRATIVE CALLING PORT TENNESSEE CALLING PORT	UEPXN	NA	\$26.37	NA	NA	NA	NA	NA	NA	\$3.66
2-WIRE VOICE UNBUNDLED 1-WAY OUTGOING PBX HOTEL/HOSPITAL DISCOUNT ROOM CALLING PORT	UEPXO	\$6.21	\$26.37	NA	NA	\$3.77	\$6.56	NA	NA	\$3.66
2-WIRE VOICE UNBUNDLED 1-WAY OUTGOING PBX LOUISIANA LOCAL DISCOUNT CALLING PORT	UEPXP	\$6.21	NA	NA	NA	\$3.77	\$6.56	NA	NA	NA
2-WIRE VOICE UNBUNDLED 2-WAY PBX MISSISSIPPI LOCAL ECONOMY CALLING PORT	UEPXQ	NA	NA	NA	NA	NA	\$6.56	NA	NA	NA
2-WIRE VOICE UNBUNDLED 2-WAY PBX MISSISSIPPI LOCAL OPTIONAL CALLING PORT	UEPXR	NA	NA	NA	NA	NA	\$6.56	NA	NA	NA
2-WIRE VOICE UNBUNDLED 1-WAY OUTGOING PBX MEASURED PORT	UEPXS	\$6.21	\$26.37	NA	NA	\$3.77	\$6.56	NA	NA	\$3.66
2-WIRE VOICE UNBUNDLED 2-WAY PBX SOUTH CAROLINA AREA PLUS CALLING PORT	UEPXT	NA	NA	NA	NA	NA	NA	NA	NA	NA
2-WIRE VOICE UNBUNDLED PBX COLLIERVILLE & MEMPHIS CALLING PORT	UEPXU	NA	NA	NA	NA	NA	NA	NA	NA	\$3.66
2-WIRE VOICE UNBUNDLED 2-WAY PBX TENNESSEE REGIONSERV CALLING PORT	UEP XV	NA	NA	NA	NA	NA	NA	NA	NA	\$3.66
NRC - Disconnect Charge - Add'l										
2 WIRE VOICE UNBUNDLED COMBINATION 2-WAY PBX TRUNK - Residence	UEPRD	\$6.21	\$1.69	NA	NA	\$3.77	\$6.56	NA	NA	\$2.92
LINE SIDE UNBUNDLED COMBINATION 2-WAY PBX TRUNK - BUSINESS	UEPPC	\$6.21	\$1.69	NA	NA	\$3.77	\$6.56	NA	NA	\$2.92
LINE SIDE UNBUNDLED OUTWARD PBX TRUNK - BUSINESS	UEPPO	\$6.21	\$1.69	NA	NA	\$3.77	\$6.56	NA	NA	\$2.92
LINE SIDE UNBUNDLED INCOMING PBX TRUNK - BUSINESS	UEPP1	\$6.21	\$1.69	NA	NA	\$3.77	\$6.56	NA	NA	\$2.92
LONG DISTANCE TERMINAL PBX TRUNK-BUSINESS	UEPLD	\$6.21	\$1.69	NA	NA	\$3.77	\$6.56	NA	NA	\$2.92
TN 2-WAY CALLING PLAN PBX TRUNK - BUSINESS	UEPT2	\$6.21	\$1.69	NA	NA	\$3.77	\$6.56	NA	NA	\$2.92
TN OUTWARD CALLING PLAN PBX TRUNK - BUSINESS	UEPTO	\$6.21	\$1.69	NA	NA	\$3.77	\$6.56	NA	NA	\$2.92
2-WIRE VOICE UNBUNDLED 2-WAY COMBINATION PBX ALABAMA CALLING PORT	UEPA2	\$6.21	NA	NA	NA	NA	NA	NA	NA	NA
2-WIRE VOICE UNBUNDLED 2-WAY COMBINATION PBX LOUISIANA CALLING PORT	UEPL2	NA	NA	NA	NA	\$3.77	NA	NA	NA	NA
2-WIRE VOICE UNBUNDLED PBX LD TERMINAL PORTS	UEPLD	\$6.21	\$1.69	NA	NA	\$3.77	\$6.56	NA	NA	\$2.92
2-WIRE VOICE UNBUNDLED 2-WAY COMBINATION PBX TENNESSEE CALLING PORT	UEPT2	NA	NA	NA	NA	NA	NA	NA	NA	\$2.92
2-WIRE VOICE UNBUNDLED 1-WAY OUTGOING PBX TENNESSEE CALLING PORT	UEPTO	NA	NA	NA	NA	NA	NA	NA	NA	\$2.92
2-WIRE VOICE UNBUNDLED 2-WAY COMBINATION PBX USAGE PORT	UEPXA	\$6.21	\$1.69	NA	NA	\$3.77	\$6.56	NA	NA	\$2.92
2-WIRE VOICE UNBUNDLED PBX TOLL TERMINAL HOTEL PORTS	UEPXB	\$6.21	\$1.69	NA	NA	\$3.77	\$6.56	NA	NA	\$2.92

BELLSOUTH/Xspedius RATES NETWORK ELEMENTS
AND OTHER SERVICES
PORTS

Attachment 2
Exhibit C
Rates - Page 13

DESCRIPTION	USOC	AL	FL	GA	KY	LA	MS	NC	SC	TN
2-WIRE VOICE UNBUNDLED PBX LD DDD TERMINALS PORT	UEPXC	\$6.21	\$1.69	NA	NA	\$3.77	\$6.56	NA	NA	\$2.92
2-WIRE VOICE UNBUNDLED PBX LD TERMINAL SWITCHBOARD PORT	UEPXD	\$6.21	\$1.69	NA	NA	\$3.77	\$6.56	NA	NA	\$2.92
2-WIRE VOICE UNBUNDLED PBX LD TERMINAL SWITCHBOARD IDD CAPABLE PORT	UEPXE	\$6.21	\$1.69	NA	NA	\$3.77	\$6.56	NA	NA	\$2.92
2-WIRE VOICE UNBUNDLED 2-WAY PBX KENTUCKY ROOM AREA CALLING PORT WITHOUT LUD	UEPXF	NA	NA	NA	NA	NA	NA	NA	NA	NA
2-WIRE VOICE UNBUNDLED PBX KENTUCKY LUD AREA CALLING PORT	UEPXG	NA	NA	NA	NA	NA	NA	NA	NA	NA
2-WIRE VOICE UNBUNDLED PBX KENTUCKY PREMIUM CALLING PORT	UEPXH	NA	NA	NA	NA	NA	NA	NA	NA	NA
2-WIRE VOICE UNBUNDLED 2-WAY KENTUCKY AREA CALLING PORT WITHOUT LUD	UEPXJ	NA	NA	NA	NA	NA	NA	NA	NA	NA
2-WIRE VOICE UNBUNDLED 2-WAY PBX LOUISIANA LOCAL OPTIONAL CALLING PORT	UEPXK	NA	NA	NA	NA	\$3.77	NA	NA	NA	NA
2-WIRE VOICE UNBUNDLED 2-WAY PBX HOTEL/HOSPITAL ECONOMY ADMINISTRATIVE CALLING PORT	UEPXL	\$6.21	\$1.69	NA	NA	\$3.77	\$6.56	NA	NA	\$2.92
2-WIRE VOICE UNBUNDLED 2-WAY PBX HOTEL/HOSPITAL ECONOMY ROOM CALLING PORT	UEPXM	\$6.21	\$1.69	NA	NA	\$3.77	\$6.56	NA	NA	\$2.92
2-WIRE VOICE UNBUNDLED 1-WAY OUTGOING PBX HOTEL/HOSPITAL ECONOMY ADMINIATRATIVE CALLING PORTTENNESSEE CALLING PORT	UEPXN	NA	NA	NA	NA	NA	NA	NA	NA	\$2.92
2-WIRE VOICE UNBUNDLED 1-WAY OUTGOING PBX HOTEL/HOSPITAL DIACOUNT ROOM CALLING PORT	UEPXO	\$6.21	\$1.69	NA	NA	\$3.77	\$6.56	NA	NA	\$2.92
2-WIRE VOICE UNBUNDLED 1-WAY OUTGOING PBX LOUISIANA LOCAL DISCOUNT CALLING PORT	UEPXP	\$6.21	NA	NA	NA	\$3.77	\$6.56	NA	NA	NA
2-WIRE VOICE UNBUNDLED 2-WAY PBX MISSISSIPPI LOCAL ECONOMY CALLING PORT	UEPXQ	NA	NA	NA	NA	NA	\$6.56	NA	NA	NA
2-WIRE VOICE UNBUNDLED 2-WAY PBX MISSISSIPPI LOCAL OPTIONAL CALLING PORT	UEPXR	NA	NA	NA	NA	NA	\$6.56	NA	NA	NA
2-WIRE VOICE UNBUNDLED 1-WAY OUTGOING PBXMEASURED PORT	UEPXS	\$6.21	\$1.69	NA	NA	\$3.77	\$6.56	NA	NA	\$2.92
2-WIRE VOICE UNBUNDLED 2-WAY PBX SOUTH CAROLINA AREA PLUS CALLING PORT	UEPXT	NA	NA	NA	NA	NA	NA	NA	NA	NA
2-WIRE VOICE UNBUNDLED PBX COLLIERVERVILLE & MEMPHIS CALLING PORT	UEPXU	NA	NA	NA	NA	NA	NA	NA	NA	\$2.92
2-WIRE VOICE UNBUNDLED 2-WAY PBX TENNESSEE REGIONSERV CALLING PORT	UEPXV	NA	NA	NA	NA	NA	NA	NA	NA	\$2.92
NRC - OSS										
NRC - OSS LSR Charge, Electronic, per LSR received from the CLEC by one of the OSS interactive interfaces	SOME C	\$3.50	\$2.75	\$3.50	\$3.50	\$3.50	\$3.50	\$3.50	\$3.50	\$3.50
NRC - Incremental Charge - Manual Service Order - 1st	SOMAN	\$27.37	\$21.56	\$18.94	NA	\$18.14	\$25.52	\$26.94	\$41.86	\$20.35
NRC - Incremental Charge - Manual Service Order - Add'l	SOMAN	\$12.97	\$21.56	\$8.42	NA	\$8.06	\$11.34	\$12.76	\$14.46	\$10.54
NRC - Incremental Charge - Manual Service Order - Disconnect - 1st	SOMAN	\$17.77	\$3.84	NA	NA	\$8.94	\$16.06	NA	NA	\$13.32
NRC - Incremental Charge - Manual Service Order - Disconnect - Add'l	SOMAN	\$0.48	\$3.84	NA	NA	NA	NA	NA	NA	\$1.40
2-Wire Analog Hunting, per line per month	HTGUX	See features	NA	NA	\$0.29	NA	See features	NA	See features	NA
NRC - 1st	HTGUX	See features	NA	NA	\$2.14	NA	See features	NA	See features	NA
NRC - Add'l	HTGUX	See features	NA	NA	\$2.14	NA	See features	NA	See features	NA
Coin Port, per month		\$2.34	\$1.62	\$2.05	\$3.04	\$2.50	\$2.32	NA	\$2.77	\$2.16
NRC - 1st		\$21.93	\$4.76	\$17.16	\$40.71	\$16.43	\$22.98	NA	\$24.75	\$9.93
NRC - Add'l		\$21.93	\$4.54	\$17.16	\$40.71	\$16.43	\$22.98	NA	\$24.75	\$9.19
NRC - Disconnect Charge - 1st		\$5.21	\$2.76	NA	NA	\$4.15	\$6.56	NA	NA	\$3.66
NRC - Disconnect Charge - Add'l		\$5.21	\$2.59	NA	NA	\$4.15	\$6.56	NA	NA	\$2.92
NRC - Incremental Charge - Manual Service Order - 1st	SOMAN	\$25.93	\$21.56	\$18.94	NA	\$18.14	\$25.52	NA	\$43.48	\$20.35
NRC - Incremental Charge - Manual Service Order - Add'l	SOMAN	\$12.97	\$21.56	\$8.42	NA	\$8.06	\$11.34	NA	\$14.57	\$10.54

BELLSOUTH/Xspedius RATES NETWORK ELEMENTS
AND OTHER SERVICES
PORTS

Attachment 2
Exhibit C
Rates - Page 14

DESCRIPTION	USOC	AL	FL	GA	KY	LA	MS	NC	SC	TN
NRC - Incremental Charge - Manual Service Order - Disconnect - 1st	SOMAN	\$16.33	\$3.84	NA	NA	\$9.86	\$16.06	NA	NA	\$13.32
NRC - Incremental Charge - Manual Service Order - Disconnect - Add'l	SOMAN	\$0.48	\$3.84	NA	NA	NA	NA	NA	NA	\$1.40
VERTICAL FEATURES										
Local Switching Features offered with Port, Per month	N/A	NA	No add'l charge	NA	No add'l charge	\$8.28	NA	NA	See above	NA
Three-Way Calling, per month		\$1.12	NA	NA	NA	NA	\$1.32	\$0.89	\$1.10	NA
NRC		\$1.03	NA	NA	NA	NA	\$1.02	\$1.51	\$1.51	NA
NRC - Disconnect		\$0.55	NA	NA	NA	NA	\$0.5466	NA	NA	NA
Customer Changeable Speed Calling, per month		\$0.08	NA	NA	NA	NA	\$0.0755	\$0.17	\$0.1247	NA
NRC		\$1.03	NA	NA	NA	NA	\$1.02	\$1.51	\$1.51	NA
NRC - Disconnect		\$0.55	NA	NA	NA	NA	\$0.5466	NA	NA	NA
Call Waiting		\$0.03	NA	NA	NA	NA	\$0.033	\$0.09	\$0.0665	NA
NRC		\$1.03	NA	NA	NA	NA	\$1.02	\$1.51	\$1.51	NA
NRC - Disconnect		\$0.55	NA	NA	NA	NA	\$0.5466	NA	NA	NA
Remote Activation of Call Forwarding, per month		\$0.18	NA	NA	NA	NA	\$0.4859	\$0.85	\$0.3743	NA
NRC		\$1.03	NA	NA	NA	NA	\$1.02	\$1.51	\$1.51	NA
NRC - Disconnect		\$0.55	NA	NA	NA	NA	\$0.5466	NA	NA	NA
Cancel Call Waiting, per month		\$0.01	NA	NA	NA	NA	\$0.0082	\$0.01	\$0.0099	NA
NRC		\$1.03	NA	NA	NA	NA	\$1.02	\$1.51	\$1.51	NA
NRC - Disconnect		\$0.55	NA	NA	NA	NA	\$0.5466	NA	NA	NA
Automatic Callback, per month		\$0.29	NA	NA	NA	NA	\$0.9977	\$0.66	\$0.8015	NA
NRC		\$1.03	NA	NA	NA	NA	\$1.02	\$1.51	\$1.51	NA
NRC - Disconnect		\$0.55	NA	NA	NA	NA	\$0.5466	NA	NA	NA
Automatic Recall, per month		\$0.28	NA	NA	NA	NA	\$0.3164	\$0.29	\$0.3102	NA
NRC		\$1.03	NA	NA	NA	NA	\$1.02	\$1.51	\$1.51	NA
NRC - Disconnect		\$0.55	NA	NA	NA	NA	\$0.5466	NA	NA	NA
Calling Number Delivery, per month		\$0.22	NA	NA	NA	NA	\$0.1817	\$0.33	\$0.3272	NA
NRC		\$1.03	NA	NA	NA	NA	\$1.02	\$1.51	\$1.51	NA
NRC - Disconnect		\$0.55	NA	NA	NA	NA	\$0.5466	NA	NA	NA
Calling Number Delivery Blocking, per month		\$1.17	NA	NA	NA	NA	\$0.9913	\$0.02	\$0.3684	NA
NRC		\$1.03	NA	NA	NA	NA	\$1.02	\$1.51	\$1.51	NA
NRC - Disconnect		\$0.55	NA	NA	NA	NA	\$0.5466	NA	NA	NA
Customer Originated Trace, per month		\$0.14	NA	NA	NA	NA	\$0.1918	\$0.14	\$0.1402	NA
NRC		\$1.03	NA	NA	NA	NA	\$1.02	\$1.51	\$1.51	NA
NRC - Disconnect		\$0.55	NA	NA	NA	NA	\$0.5466	NA	NA	NA
Selective Call Rejection, per month		\$0.13	NA	NA	NA	NA	\$0.1721	\$0.13	\$0.1528	NA
NRC		\$1.03	NA	NA	NA	NA	\$1.02	\$1.51	\$1.51	NA
NRC - Disconnect		\$0.55	NA	NA	NA	NA	\$0.5466	NA	NA	NA
Selective Call Forwarding, per month		\$0.05	NA	NA	NA	NA	\$0.1050	\$0.28	\$0.1287	NA
NRC		\$1.03	NA	NA	NA	NA	\$1.02	\$1.51	\$1.51	NA
NRC - Disconnect		\$0.55	NA	NA	NA	NA	\$0.5466	NA	NA	NA
Selective Call Acceptance, per month		\$0.29	NA	NA	NA	NA	\$0.4010	\$0.33	\$0.3283	NA
NRC		\$1.03	NA	NA	NA	NA	\$1.02	\$1.51	\$1.51	NA
NRC - Disconnect		\$0.55	NA	NA	NA	NA	\$0.5466	NA	NA	NA
Multiline Hunt Service (Rotary)										
Service per line, (in addition to port) , per month		\$0.11	NA	NA	NA	NA	\$0.1271	\$0.14	\$0.1301	NA
NRC		\$1.03	NA	NA	NA	NA	\$1.02	\$1.51	\$1.51	NA
NRC - Disconnect		\$0.55	NA	NA	NA	NA	\$0.5466	NA	NA	NA
Call Forwarding Variable, per month		\$0.05	NA	NA	NA	NA	\$0.0474	\$0.10	\$0.0768	NA
NRC		\$1.03	NA	NA	NA	NA	\$1.02	\$1.51	\$1.51	NA
NRC - Disconnect		\$0.55	NA	NA	NA	NA	\$0.5466	NA	NA	NA
Call Forwarding Busy Line, per month		\$0.03	NA	NA	NA	NA	\$0.0279	\$0.08	\$0.0603	NA
NRC		\$1.03	NA	NA	NA	NA	\$1.02	\$1.51	\$1.51	NA

BELLSOUTH/Xspedius RATES NETWORK ELEMENTS
AND OTHER SERVICES
PORTS

Attachment 2
Exhibit C
Rates - Page 15

DESCRIPTION	USOC	AL	FL	GA	KY	LA	MS	NC	SC	TN
NRC - Disconnect		\$0.55	NA	NA	NA	NA	\$0.5466	NA	NA	NA
Call Forwarding Don't Answer All Calls, per month		\$0.03	NA	NA	NA	NA	\$0.0308	\$0.09	\$0.0655	NA
NRC		\$1.03	NA	NA	NA	NA	\$1.02	\$1.51	\$1.51	NA
NRC - Disconnect		\$0.55	NA	NA	NA	NA	\$0.5466	NA	NA	NA
Remote Call Forwarding, per month		\$1.36	NA	NA	NA	NA	\$1.47	\$0.95	\$1.41	NA
NRC		\$1.03	NA	NA	NA	NA	\$1.02	\$1.51	\$1.51	NA
NRC - Disconnect		\$0.55	NA	NA	NA	NA	\$0.5466	NA	NA	NA
Call Transfer, per month		\$0.12	NA	NA	NA	NA	\$0.1404	\$0.14	\$0.1392	NA
NRC		\$1.03	NA	NA	NA	NA	\$1.02	\$1.51	\$1.51	NA
NRC - Disconnect		\$0.55	NA	NA	NA	NA	\$0.5466	NA	NA	NA
Call Hold, per month		\$0.03	NA	NA	NA	NA	\$0.0190	\$0.15	\$0.0677	NA
NRC		\$1.03	NA	NA	NA	NA	\$1.02	\$1.51	\$1.51	NA
NRC - Disconnect		\$0.55	NA	NA	NA	NA	\$0.5466	NA	NA	NA
Toll Restricted Service, per month		\$0.04	NA	NA	NA	NA	\$0.0387	\$0.10	\$0.0743	NA
NRC		\$1.03	NA	NA	NA	NA	\$1.02	\$1.51	\$1.51	NA
NRC - Disconnect		\$0.55	NA	NA	NA	NA	\$0.5466	NA	NA	NA
Message Waiting Indicator - Stutter Dial Tone, per month		\$0.03	NA	NA	NA	NA	\$0.0356	\$0.03	\$0.0318	NA
NRC		\$1.03	NA	NA	NA	NA	\$1.02	\$1.51	\$1.51	NA
NRC - Disconnect		\$0.55	NA	NA	NA	NA	\$0.5466	NA	NA	NA
Anonymous Call Rejection, per month		\$0.93	NA	NA	NA	NA	\$0.9519	\$1.29	\$1.13	NA
NRC		\$1.03	NA	NA	NA	NA	\$1.02	\$1.51	\$1.51	NA
NRC - Disconnect		\$0.55	NA	NA	NA	NA	\$0.5466	NA	NA	NA
Shared Call Appearances of a DN, per month		\$0.41	NA	NA	NA	NA	\$0.5015	\$0.29	\$0.3513	NA
NRC		\$1.03	NA	NA	NA	NA	\$1.02	\$1.47	\$1.47	NA
NRC - Disconnect		\$0.55	NA	NA	NA	NA	\$0.5466	NA	NA	NA
Multiple Call Appearances, per month		\$0.09	NA	NA	NA	NA	\$0.0932	\$0.07	\$0.0891	NA
NRC		\$1.03	NA	NA	NA	NA	\$1.02	\$1.47	\$1.47	NA
NRC - Disconnect		\$0.55	NA	NA	NA	NA	\$0.5466	NA	NA	NA
ISDN Bridged Call Exclusion, per month		\$0.00	NA	NA	NA	NA	\$0.0013	\$0.0011	\$0.0013	NA
NRC		\$1.03	NA	NA	NA	NA	\$1.02	\$1.47	\$1.47	NA
NRC - Disconnect		\$0.55	NA	NA	NA	NA	\$0.5466	NA	NA	NA
Call by Call Access, per month		\$28.29	NA	NA	NA	NA	\$50.89	\$19.83	\$0.3621	NA
NRC		\$28.94	NA	NA	NA	NA	\$28.61	\$33.33	\$33.36	NA
NRC - Disconnect		\$5.22	NA	NA	NA	NA	\$5.16	NA	NA	NA
Privacy Release, per month		\$0.01	NA	NA	NA	NA	\$0.0030	\$0.0041	\$0.0116	NA
NRC		\$1.03	NA	NA	NA	NA	\$1.02	\$1.51	\$1.51	NA
NRC - Disconnect		\$0.55	NA	NA	NA	NA	\$0.5466	NA	NA	NA
Multi Appearance Directory Number Calls, per month		\$0.10	NA	NA	NA	NA	\$0.1115	\$0.13	\$0.1048	NA
NRC		\$1.03	NA	NA	NA	NA	\$1.02	\$1.51	\$1.51	NA
NRC - Disconnect		\$0.55	NA	NA	NA	NA	\$0.5466	NA	NA	NA
Make Set Busy, per month		\$0.01	NA	NA	NA	NA	\$0.0013	\$0.0020	\$0.0101	NA
NRC		\$1.03	NA	NA	NA	NA	\$1.02	\$1.51	\$1.51	NA
NRC - Disconnect		\$0.55	NA	NA	NA	NA	\$0.5466	NA	NA	NA
Teen Service (Res. Dist. Alerting Service), per month		\$0.15	NA	NA	NA	NA	\$0.1071	\$0.26	\$0.2149	NA
NRC		\$1.03	NA	NA	NA	NA	\$1.02	\$1.51	\$1.51	NA
NRC - Disconnect		\$0.55	NA	NA	NA	NA	\$0.5466	NA	NA	NA
Code Restriction and Diversion, per month		\$0.04	NA	NA	NA	NA	\$0.0464	\$0.09	\$0.0708	NA
NRC		\$1.03	NA	NA	NA	NA	\$1.02	\$1.51	\$1.51	NA
NRC - Disconnect		\$0.55	NA	NA	NA	NA	\$0.5466	NA	NA	NA
Call Park, per month		\$0.04	NA	NA	NA	NA	\$0.0443	\$0.09	\$0.0694	NA
NRC		\$1.03	NA	NA	NA	NA	\$1.02	\$1.51	\$1.51	NA
NRC - Disconnect		\$0.55	NA	NA	NA	NA	\$0.5466	NA	NA	NA
Automatic Line, per month		\$0.09	NA	NA	NA	NA	\$0.1111	\$0.14	\$0.1179	NA
NRC		\$1.03	NA	NA	NA	NA	\$1.02	\$1.51	\$1.51	NA

BELLSOUTH/Xspedius RATES NETWORK ELEMENTS
AND OTHER SERVICES
PORTS

Attachment 2
Exhibit C
Rates - Page 16

DESCRIPTION	USOC	AL	FL	GA	KY	LA	MS	NC	SC	TN
NRC - Disconnect		\$0.55	NA	NA	NA	NA	\$0.5466	NA	NA	NA
2-WIRE ISDN BRI FEATURES										
Shared Primary Number-First Appr On Each Add'l Terminal	DS1FJ	TBD	TBD	TBD	TBD	TBD	TBD	TBD	TBD	TBD
Secondary Only Dn (Shared/Non-Shared) First Appearance	LLDSF	TBD	TBD	TBD	TBD	TBD	TBD	TBD	TBD	TBD
Shared Secondary Only Dn-First Appr On Each Add'l Term	DS1F1	TBD	TBD	TBD	TBD	TBD	TBD	TBD	TBD	TBD
Shared Non-ISDN DN	DOE	TBD	TBD	TBD	TBD	TBD	TBD	TBD	TBD	TBD
Privacy Release	DS1FU	TBD	TBD	TBD	TBD	TBD	TBD	TBD	TBD	TBD
Manual Exclusion	DS1FM	TBD	TBD	TBD	TBD	TBD	TBD	TBD	TBD	TBD
Call Forwarding Variable-Voice Or Voice/Data	LLNCV	TBD	TBD	TBD	TBD	TBD	TBD	TBD	TBD	TBD
Call Forwarding Variable - Data	LLOCD	TBD	TBD	TBD	TBD	TBD	TBD	TBD	TBD	TBD
Call Forwarding Variable - Feature Button - Voice	GJXCF	TBD	TBD	TBD	TBD	TBD	TBD	TBD	TBD	TBD
Call Forwarding Variable - Feature Button - Data	LLPCD	TBD	TBD	TBD	TBD	TBD	TBD	TBD	TBD	TBD
Call Forwarding Busy Line - Voice Or Voice/Data	LLQCV	TBD	TBD	TBD	TBD	TBD	TBD	TBD	TBD	TBD
Call Forwarding Busy Line - Data	LLRCD	TBD	TBD	TBD	TBD	TBD	TBD	TBD	TBD	TBD
Call Frwdng Busy Line-Prgrmmbl-Voice Or Voice/Data	M6AVA	TBD	TBD	TBD	TBD	TBD	TBD	TBD	TBD	TBD
Call Forwarding Busy Line - Programmable - Data	M6ADF	TBD	TBD	TBD	TBD	TBD	TBD	TBD	TBD	TBD
Call Forwarding Don't Answer - Voice Or Voice/Data	LLSCV	TBD	TBD	TBD	TBD	TBD	TBD	TBD	TBD	TBD
Call Forwarding Don't Answer - Data	LLUCD	TBD	TBD	TBD	TBD	TBD	TBD	TBD	TBD	TBD
Call Frwdng Don't Answer-Prgrmmble Voice Or Voice/Data	M6BVA	TBD	TBD	TBD	TBD	TBD	TBD	TBD	TBD	TBD
Call Forwarding Don't Answer - Programmable - Data	M6BDF	TBD	TBD	TBD	TBD	TBD	TBD	TBD	TBD	TBD
Call Frwdng Multiple Simultaneous - Voice Or Voice/Data	M6CV5	TBD	TBD	TBD	TBD	TBD	TBD	TBD	TBD	TBD
Call Forwarding Multiple Simultaneous - Data	M6CD5	TBD	TBD	TBD	TBD	TBD	TBD	TBD	TBD	TBD
Conference, Drop, Hold And Transfer	DS1FN	TBD	TBD	TBD	TBD	TBD	TBD	TBD	TBD	TBD
Six-Way Conference, Drop, Hold And Transfer	LLY6P	TBD	TBD	TBD	TBD	TBD	TBD	TBD	TBD	TBD
Multi-Line Hunt Group - Voice Or Voice/Data	HTG	TBD	TBD	TBD	TBD	TBD	TBD	TBD	TBD	TBD
Multi-Line Hunt Group - Data	HTGSD	TBD	TBD	TBD	TBD	TBD	TBD	TBD	TBD	TBD
Speed Calling	LLZSU	TBD	TBD	TBD	TBD	TBD	TBD	TBD	TBD	TBD
Visual Message Waiting Indicator	LLAVP	TBD	TBD	TBD	TBD	TBD	TBD	TBD	TBD	TBD
Audible Message Waiting Indicator	MWW	TBD	TBD	TBD	TBD	TBD	TBD	TBD	TBD	TBD
Additional Call Appearance, PDN Or DN	DS1FG	TBD	TBD	TBD	TBD	TBD	TBD	TBD	TBD	TBD
Call Tracing	NST	TBD	TBD	TBD	TBD	TBD	TBD	TBD	TBD	TBD
Call Return	NSS	TBD	TBD	TBD	TBD	TBD	TBD	TBD	TBD	TBD
Preferred Call Forwarding	NCE	TBD	TBD	TBD	TBD	TBD	TBD	TBD	TBD	TBD
Call Block	NSY	TBD	TBD	TBD	TBD	TBD	TBD	TBD	TBD	TBD
Repeat Dialing	NSQ	TBD	TBD	TBD	TBD	TBD	TBD	TBD	TBD	TBD
Per Line Blocking For Agencies/Law Enforcement	NOB	TBD	TBD	TBD	TBD	TBD	TBD	TBD	TBD	TBD
Per Line Blocking For Non-Pub Customers	NOBNN	TBD	TBD	TBD	TBD	TBD	TBD	TBD	TBD	TBD
Per Line Blocking For General Public	NOBPC	TBD	TBD	TBD	TBD	TBD	TBD	TBD	TBD	TBD
Per Line Blocking For Non-Pub, And Non-Listed Customer	NOBPP	TBD	TBD	TBD	TBD	TBD	TBD	TBD	TBD	TBD
Per Line Blocking For Non-Pub Customers	NOBNP	TBD	TBD	TBD	TBD	TBD	TBD	TBD	TBD	TBD
Per Line Blocking For Non-Pub Customers	NOBNR	TBD	TBD	TBD	TBD	TBD	TBD	TBD	TBD	TBD
Call Return Denial Of, Per Activation	BCR	TBD	TBD	TBD	TBD	TBD	TBD	TBD	TBD	TBD
Repeat Dialing, Denial Of, Per Activation	BRD	TBD	TBD	TBD	TBD	TBD	TBD	TBD	TBD	TBD
Automatic Line/Direct Connect	M6GN9	TBD	TBD	TBD	TBD	TBD	TBD	TBD	TBD	TBD
Make Set Busy	M6MPD	TBD	TBD	TBD	TBD	TBD	TBD	TBD	TBD	TBD
Selective Call Acceptance	M6K16	TBD	TBD	TBD	TBD	TBD	TBD	TBD	TBD	TBD
Call Park/Call Retrieve	M6HP6	TBD	TBD	TBD	TBD	TBD	TBD	TBD	TBD	TBD
Call Transfer System Exception	M6QTD	TBD	TBD	TBD	TBD	TBD	TBD	TBD	TBD	TBD
Make Set Busy - Intragroup	M6MGD	TBD	TBD	TBD	TBD	TBD	TBD	TBD	TBD	TBD
All Customized Code Restrictions	CREX+	TBD	TBD	TBD	TBD	TBD	TBD	TBD	TBD	TBD
Additional Listings	CLT	TBD	TBD	TBD	TBD	TBD	TBD	TBD	TBD	TBD
Additional Listing No Rate	FLT	TBD	TBD	TBD	TBD	TBD	TBD	TBD	TBD	TBD
Cross Reference Listing	LLT	TBD	TBD	TBD	TBD	TBD	TBD	TBD	TBD	TBD
Non-Pub Listing No Rate	NP3	TBD	TBD	TBD	TBD	TBD	TBD	TBD	TBD	TBD
Non-List Listing	NLT	TBD	TBD	TBD	TBD	TBD	TBD	TBD	TBD	TBD

BELLSOUTH/Xspedius RATES NETWORK ELEMENTS
AND OTHER SERVICES
PORTS

DESCRIPTION	USOC	AL	FL	GA	KY	LA	MS	NC	SC	TN	
Non-List Listing No Rate	NLE	TBD	TBD	TBD	TBD	TBD	TBD	TBD	TBD	TBD	
Alternate Call Listing	FNA	TBD	TBD	TBD	TBD	TBD	TBD	TBD	TBD	TBD	
Manual Service Order Charge	SOMAN	TBD	TBD	TBD	TBD	TBD	TBD	TBD	TBD	TBD	
All Selective Class Of Call Screening	SRG++	TBD	TBD	TBD	TBD	TBD	TBD	TBD	TBD	TBD	
ISDN Message Waiting Indication-Lamp, per month											
NRC		\$0.01	NA	NA	NA	NA	\$0.0105	\$0.0107	\$0.0138	NA	
NRC - Disconnect		\$1.03	NA	NA	NA	NA	\$1.02	\$1.47	\$1.47	NA	
NRC - Disconnect		\$0.55	NA	NA	NA	NA	\$0.5466	NA	NA	NA	
ISDN Feature Function Buttons											
NRC		NA	NA	NA	NA	NA	NA	NA	NA	NA	
NRC - Disconnect		\$1.03	NA	NA	NA	NA	\$1.02	\$1.51	\$1.51	NA	
NRC - Disconnect		\$0.55	NA	NA	NA	NA	\$0.5466	NA	NA	NA	
Subsequent Ordering Charge – (per order, per line)											
NRC - Electronic - 1st		NA	NA	NA	NA	NA	NA	NA	NA	NA	
NRC - Electronic - Add'l		\$2.88	NA	NA	NA	NA	\$2.84	\$5.42	\$1.36	NA	
NRC - Manual - 1st		\$0.96	NA	NA	NA	NA	\$0.95	\$0.95	\$0.71	NA	
NRC - Manual - Add'l		\$4.80	NA	NA	NA	NA	\$4.73	\$1.89	\$7.35	NA	
NRC - Disconnect		\$0.96	NA	NA	NA	NA	\$0.95	NA	\$0.95	NA	
NRC - Disconnect		\$2.88	NA	NA	NA	NA	\$2.84	NA	NA	NA	
Unbundled Port Usage Charges											
End Office Switching (Port Usage)											
End Office Switching Function, per mou	N/A	\$0.0018	\$0.0008846	\$0.0016333	\$0.002562	\$0.0021	\$0.0023771	\$0.0017000	\$0.0019295	\$0.0008	
End Office Interoffice Trunk Port—Shared, per mou	N/A	\$0.0002	\$0.0001893	\$0.0001564	NA	\$0.0002	\$0.0001927	NA	\$0.0002581	NA	
Tandem Switching (Port Usage) (Local or Access Tandem)											
Tandem Switching Function per mou	N/A	\$0.00063	\$0.0001522	\$0.0006757	\$0.001096	\$0.0008	\$0.0007834	\$0.0009	\$0.0006843	\$0.000978	
Tandem Interoffice Trunk Port - Shared per mou			\$0.0002713	\$0.0002126	NA	\$0.0003	\$0.0002834	NA	\$0.0004034	NA	
Common (Shared) Transport											
Common (Shared) Transport per mile per mou	N/A	\$0.00001	\$0.0000039	\$0.000008	\$0.0000049	\$0.0000083	\$0.0000091	\$0.00001	\$0.0000121	\$0.0000064	
Common (Shared) Transport Facilities Termination per mou	N/A	\$0.00045	\$0.0004579	\$0.0004152	\$0.000426	\$0.00047	\$0.0004281	\$0.00034	\$0.0004672	\$0.0003871	
NOTES:											
1	Interim rates subject to true-up.										
1	Port rate includes all available features.										
2	Transmission/usage charges associated with POTS circuit switched usage will also apply to circuit switched voice and/or circuit switched data transmission by B-Channels associated with 2-wire ISDN ports.										
3	Access to B Channel or D Channel Packet capabilities will be available only through BFR/New Business Request Process. Rates for the packet capabilities will be determined via the Bona Fide Request/New Business Request Process.										
4	This rate element is for those states which have a specific rate for User Profile per B Channel.										
5	This rate element is for use in those states with a different rate for additional minutes of use.										
6	Rates in TN and FL are interim and shall be trued-up when final rates are ordered.										

BELLSOUTH/Xspedius RATES
NETWORK ELEMENTS
AND OTHER SERVICES
TRANSPORT

UNBUNDLED DEDICATED TRANSPORT - Local Channel		USOC	AL	FL	GA	KY	LA	MS	NC	SC	TN
Local Channel - Dedicated - 2-Wire VG											
2-wire VG per mile	1L5NC	\$0.00	\$0.00	\$0.00	\$0.00	\$0.00	\$0.00	\$0.00	\$0.00	\$0.00	\$0.00
2-wire VG Monthly Recurring per month	ULDV2	\$14.61	\$29.33	\$13.91	\$22.26	\$14.94	\$17.83	\$14.83	\$16.83	\$19.02	
NRC - 2-wire VG - 1st	ULDV2	\$494.65	\$386.34	\$382.95	\$585.15	\$347.49	\$487.62	\$553.80	\$554.00	\$199.33	
NRC - 2-wire VG -Add'l	ULDV2	\$84.44	\$66.36	\$62.40	\$98.53	\$59.75	\$84.35	\$89.69	\$88.58	\$24.16	
NRC - 2-Wire VG - Disconnect Chg - 1st	ULDV2	\$77.81	\$67.91	NA	NA	\$53.68	\$77.69	NA	NA	\$54.81	
NRC - 2-Wire VG - Disconnect Chg - Add'l	ULDV2	\$7.63	\$5.92	NA	NA	\$6.60	\$8.95	NA	NA	\$4.80	
NRC - Manual Svc Order, per LSR	SOMAN	NA	\$21.56	NA	\$19.99	NA	NA	NA	NA	\$19.99	
NRC - Manual Svc Order, per LSR disconnect	SOMAN	NA	\$3.84	NA	NA	NA	NA	NA	NA	NA	
NRC - Electronic Svc Order, per LSR	SOMECE	\$3.50	\$2.75	\$3.50	\$3.50	\$3.50	\$3.50	\$3.50	\$3.50	\$3.50	
NRC - Electronic Svc Order, per LSR disconnect	SOMECE	NA	\$0.42	NA	NA	NA	NA	NA	NA	NA	
NRC - 2-Wire VG - Incremental Charge--Manual Svc Order - 1st	SOMAN	\$27.37	NA	\$18.94	\$41.46	\$18.14	\$25.50	\$42.17	\$43.75	NA	
NRC - 2-Wire VG - Incremental Charge--Manual Svc Order - Add'l	SOMAN	\$18.37	NA	\$8.42	\$11.99	\$8.06	\$11.34	\$12.76	\$13.55	NA	
NRC - 2-Wire VG - Incremental Charge--Manual Svc Order-Disconnect	SOMAN	\$17.75	NA	NA	NA	\$11.40	\$16.05	NA	NA	NA	
Local Channel - Dedicated - 2-Wire VG Rev. Bat.											
2-wire VG per mile	1L5NC	\$0.00	\$0.00	\$0.00	\$0.00	\$0.00	\$0.00	\$0.00	\$0.00	\$0.00	\$0.00
2-wire VG Monthly Recurring per month	ULDR2	\$14.61	\$29.33	\$13.91	\$22.26	\$14.94	\$17.83	\$14.83	\$16.83	\$19.02	
NRC - 2-wire VG - 1st	ULDR2	\$494.65	\$3,865.34	\$382.95	\$585.15	\$347.49	\$487.62	\$553.80	\$554.00	\$199.33	
NRC - 2-wire VG -Add'l	ULDR2	\$84.44	\$66.36	\$62.40	\$98.53	\$59.75	\$84.35	\$89.69	\$88.58	\$24.16	
NRC - 2-Wire VG - Disconnect Chg - 1st	ULDR2	\$77.81	\$67.91	NA	NA	\$53.68	\$77.69	NA	NA	\$54.81	
NRC - 2-Wire VG - Disconnect Chg - Add'l	ULDR2	\$7.63	\$5.92	NA	NA	\$6.60	\$8.95	NA	NA	\$4.80	
NRC - Manual Svc Order, per LSR	SOMAN	NA	\$21.56	NA	\$19.99	NA	NA	NA	NA	\$19.99	
NRC - Manual Svc Order, per LSR disconnect	SOMAN	NA	\$3.84	NA	NA	NA	NA	NA	NA	NA	
NRC - Electronic Svc Order, per LSR	SOMECE	\$3.50	\$2.75	\$3.50	\$3.50	\$3.50	\$3.50	\$3.50	\$3.50	\$3.50	
NRC - Electronic Svc Order, per LSR disconnect	SOMECE	NA	\$0.42	NA	NA	NA	NA	NA	NA	NA	
NRC - 2-Wire VG - Incremental Charge--Manual Svc Order - 1st	SOMAN	\$27.37	NA	\$18.94	\$41.46	\$18.14	\$25.50	\$42.17	\$43.75	NA	
NRC - 2-Wire VG - Incremental Charge--Manual Svc Order - Add'l	SOMAN	\$18.37	NA	\$8.42	\$11.99	\$8.06	\$11.34	\$12.76	\$13.55	NA	
NRC - 2-Wire VG - Incremental Charge--Manual Svc Order-Disconnect	SOMAN	\$17.75	NA	NA	NA	\$11.40	\$16.05	NA	NA	NA	
Local Channel - Dedicated - 4-Wire VG											
4-wire VG per mile	1L5NC	\$0.00	\$0.00	\$0.00	\$0.00	\$0.00	\$0.00	\$0.00	\$0.00	\$0.00	\$0.00
4-wire VG Monthly Recurring per month	ULDV4	\$15.77	\$30.50	\$14.99	\$23.38	\$16.21	\$19.03	\$15.87	\$18.05	\$20.14	
NRC - 4-Wire VG - 1st	ULDV4	\$502.43	\$387.21	\$368.44	\$585.15	\$352.75	\$495.25	\$562.23	\$562.46	\$201.53	
NRC - 4-Wire VG - Add'l	ULDV4	\$86.68	\$67.22	NA	\$98.53	\$61.33	\$86.56	\$92.67	\$91.57	\$24.83	
NRC - 4-Wire VG - Disconnect Chg - 1st	ULDV4	\$78.71	\$68.78	NA	NA	\$54.36	\$78.58	NA	NA	\$55.52	
NRC - 4-Wire VG - Disconnect Chg - Add'l	ULDV4	\$8.53	\$6.79	NA	NA	\$7.28	\$9.84	NA	NA	\$5.51	
NRC - Manual Svc Order, per LSR	SOMAN	NA	\$21.56	NA	\$19.99	NA	NA	NA	NA	\$19.99	
NRC - Manual Svc Order, per LSR disconnect	SOMAN	NA	\$3.84	NA	NA	NA	NA	NA	NA	NA	
NRC - Electronic Svc Order, per LSR	SOMECE	\$3.50	\$2.75	\$3.50	\$3.50	\$3.50	\$3.50	\$3.50	\$3.50	\$3.50	
NRC - Electronic Svc Order, per LSR disconnect	SOMECE	\$3.50	\$0.42	NA	NA	NA	NA	NA	NA	NA	
NRC - 4-Wire VG - Incremental Charge--Manual Svc Order - 1st	SOMAN	\$27.37	NA	\$18.94	\$41.46	\$18.14	\$25.52	\$42.17	\$43.64	NA	
NRC - 4-Wire VG - Incremental Charge--Manual Svc Order - Add'l	SOMAN	\$18.73	NA	\$8.42	\$11.99	\$8.06	\$11.34	\$12.76	\$13.55	NA	
NRC - 4-Wire VG - Incremental Charge--Manual Svc Order-Disconnect	SOMAN	\$17.75	NA	NA	NA	\$11.40	\$17.25	NA	NA	NA	
Local Channel - Dedicated - DS1											
DS1 per mile	1L5NC	\$0.00	\$0.00	\$0.00	\$0.00	\$0.00	\$0.00	\$0.00	\$0.00	\$0.00	\$0.00
DS1 per month	ULDF1	\$35.52	\$43.53	\$38.36	\$43.80	\$43.80	\$38.91	\$35.68	\$37.20	\$40.27	
NRC - DS1 - 1st	ULDF1	\$503.57	\$242.45	\$356.15	\$538.95	\$348.56	\$494.83	\$534.48	\$534.81	\$277.35	
NRC - DS1 - Add'l	ULDF1	\$442.84	\$226.44	\$312.89	\$464.94	\$300.30	\$435.28	\$462.69	\$462.81	\$233.26	
NRC - DS1 - Disconnect Chg - 1st	ULDF1	\$46.28	\$41.13	\$122.31	NA	\$24.15	\$46.85	NA	NA	\$33.18	
NRC - DS1 - Disconnect Chg - Add'l	ULDF1	\$32.18	\$28.28	\$119.14	NA	\$21.31	\$33.02	NA	NA	\$22.30	
NRC - Manual Svc Order, per LSR	SOMAN	NA	\$21.56	NA	\$19.99	NA	NA	NA	NA	\$19.99	
NRC - Manual Svc Order, per LSR disconnect	SOMAN	NA	\$3.84	NA	NA	NA	NA	NA	NA	NA	
NRC - Electronic Svc Order, per LSR	SOMECE	\$3.50	\$2.75	\$3.50	\$3.50	\$3.50	\$3.50	\$3.50	\$3.50	\$3.50	

BELLSOUTH/Xspedius RATES
NETWORK ELEMENTS
AND OTHER SERVICES
TRANSPORT

		NRC - Electronic Svc Order, per LSR disconnect	SOME C	NA	\$0.42	NA	NA	NA	NA	NA	NA	NA
		NRC - DS1 - Incremental Charge--Manual Svc Order - 1st	SOMAN	\$61.95	NA	\$44.22	\$87.71	\$42.34	\$59.58	\$86.15	\$87.99	NA
		NRC - DS1 - Incremental Charge--Manual Svc Order - Add'l	SOMAN	\$0.00	NA	NA	NA	NA	NA	\$1.77	\$3.11	NA
		NRC - DS1 - Incremental Charge--Manual Svc Order-Disconnect	SOMAN	\$29.27	NA	\$18.03	NA	\$19.48	\$27.40	NA	NA	NA
		Local Channel - Dedicated - DS3										
		DS3 - per mile per month	1L5NC	\$8.44	\$9.16	\$6.92	\$34.00	\$30.34	NA	NA	\$12.08	\$23.76
		DS3 - Facility Termination per month	ULDF3	\$535.92	\$556.27	\$515.91	\$635.09	\$669.01	\$533.33	\$498.87	\$493.31	\$607.28
		NRC - DS3 - Facility Termination - 1st	ULDF3	\$640.54	\$903.37	\$639.50	\$1,091	\$709.14	\$526.67	\$562.25	\$735.42	\$726.16
		NRC - DS3 - Facility Termination - Add'l	ULDF3	\$426.28	\$528.05	\$426.31	\$661.23	\$402.63	\$493.71	\$527.88	\$519.31	\$411.64
		NRC - DS3 - Facility Termination - Disconnect - 1st	ULDF3	\$121.72	\$221.46	\$122.31	NA	\$102.16	\$42.41	NA	NA	\$103.36
		NRC - DS3 - Facility Termination - Disconnect - Add'l	ULDF3	\$118.54	\$154.90	\$119.14	NA	\$99.46	\$40.87	NA	NA	\$100.59
		NRC - Manual Svc Order, per LSR	SOMAN	NA	\$21.56	NA	\$19.99	NA	NA	NA	NA	\$19.99
		NRC - Manual Svc Order, per LSR disconnect	SOMAN	NA	\$3.84	NA	NA	NA	NA	NA	NA	NA
		NRC - Electronic Svc Order, per LSR	SOME C	\$3.50	\$2.75	\$3.50	\$3.50	\$3.50	\$3.50	\$3.50	\$3.50	\$3.50
		NRC - Electronic Svc Order, per LSR disconnect	SOME C	NA	\$0.42	NA	NA	NA	NA	NA	NA	NA
		NRC - DS3 -Incremental Charge--Manual Svc Order - 1st	SOMAN	\$38.48	NA	\$37.55	\$93.12	\$50.25	\$31.49	\$56.25	\$54.26	NA
		NRC - DS3 - Incremental Charge--Manual Svc Order - Add'l	SOMAN	\$38.48	NA	\$37.55	\$93.12	\$50.25	\$31.49	\$56.25	\$54.26	NA
		NRC - DS3 - Incremental Charge--Manual Svc Order-Disconnect -1st	SOMAN	\$19.03	NA	\$18.03	NA	\$20.94	\$25.35	NA	NA	NA
		NRC - DS3 - Incremental Charge--Manual Svc Order-Disconnect-Add'l	SOMAN	\$19.03	NA	\$18.03	NA	\$20.94	\$25.35	NA	NA	NA
		Local Channel - Dedicated - STS-1										
		STS-1 - per mile per month	1L5NC	\$8.44	\$9.16	\$6.92	\$34.00	\$8.77	\$38.98	NA	\$12.08	\$25.11
		STS-1 - Facility Termination per month	ULDFS	\$525.40	\$565.48	\$517.56	\$635.09	\$558.00	\$531.39	\$498.87	\$481.14	\$615.65
		NRC - STS-1 - Facility Termination - 1st	ULDFS	\$640.54	\$903.37	\$639.50	\$1,091	\$594.71	\$1,084.33	\$562.25	\$735.42	\$1,085.73
		NRC - STS-1 - Facility Termination - Add'l	ULDFS	\$426.82	\$528.05	\$426.40	\$661.23	\$396.54	\$682.13	\$527.88	\$519.31	\$683.01
		NRC - STS-1 - Facility Termination - Disconnect - 1st	ULDFS	\$121.72	\$221.46	\$122.31	NA	\$113.75	\$42.41	NA	NA	\$103.36
		NRC - STS-1 - Facility Termination - Disconnect - Add'l	ULDFS	\$118.54	\$154.90	\$119.14	NA	\$110.80	\$40.87	NA	NA	\$100.59
		NRC - Manual Svc Order, per LSR	SOMAN	NA	\$21.56	NA	\$19.99	NA	NA	NA	NA	\$19.99
		NRC - Manual Svc Order, per LSR disconnect	SOMAN	NA	\$3.84	NA	NA	NA	NA	NA	NA	NA
		NRC - Electronic Svc Order, per LSR	SOME C	\$3.50	\$2.75	\$3.50	\$3.50	\$3.50	\$3.50	\$3.50	\$3.50	\$3.50
		NRC - Electronic Svc Order, per LSR disconnect	SOME C	NA	\$0.42	NA	NA	NA	NA	NA	NA	NA
		NRC - STS-1 -Incremental Charge--Manual Svc Order - 1st	SOMAN	\$38.48	NA	\$37.55	\$93.12	\$34.92	\$96.10	\$56.25	\$54.26	NA
		NRC - STS-1 - Incremental Charge--Manual Svc Order - Add'l	SOMAN	\$38.48	NA	\$37.55	\$93.12	\$34.92	\$96.10	\$56.25	\$54.26	NA
		NRC - STS-1 - Incremental Charge--Manual Svc Order-Disconnect -1st	SOMAN	\$19.03	NA	\$18.03	NA	\$16.77	\$25.35	NA	NA	NA
		NRC - STS-1 - Incremental Charge--Manual Svc Order-Disconnect-Add'l	SOMAN	\$19.03	NA	\$18.03	NA	\$16.77	\$25.35	NA	NA	NA
		Local Channel - Dedicated - OC3										
		OC3 per mile per month	1L5NC	\$7.09	\$8.93	\$5.82	\$28.56	\$25.48	\$35.55	\$21.27	\$10.15	\$19.95
		OC3 Facility Termination per month		\$1,123	\$648.60	\$914.22	\$1,493	\$1,179	\$873.23	\$914.18	\$493.31	\$1,263
		NRC - OC3 - Facility Termination - 1st		\$949.63	\$966.45	\$947.69	\$1,543	\$1,025	\$1,427.00	\$1,543	\$735.42	\$1,050
		NRC - OC3 - Facility Termination - Add'l		\$413.38	\$408.85	\$413.00	\$661.23	\$402.63	\$549.17	\$670.92	\$519.31	\$411.64
		NRC - OC3 - Facility Termination - Disconnect Chg - 1st		\$121.72	\$11.56	\$122.31	NA	\$102.16	\$134.07	NA	NA	\$103.36
		NRC - OC3 - Facility Termination - Disconnect Chg - Add'l		\$118.54	\$108.34	\$119.14	NA	\$99.46	\$130.59	NA	NA	\$100.59
		NRC - Manual Svc Order, per LSR	SOMAN	NA	\$21.56	NA	\$19.99	NA	NA	NA	NA	\$19.99
		NRC - Manual Svc Order, per LSR disconnect	SOMAN	NA	\$3.84	NA	NA	NA	NA	NA	NA	NA
		NRC - Electronic Svc Order, per LSR	SOME C	\$3.50	\$2.75	\$3.50	\$3.50	\$3.50	\$3.50	\$3.50	\$3.50	\$3.50
		NRC - Electronic Svc Order, per LSR disconnect	SOME C	NA	\$0.42	NA	NA	NA	NA	NA	NA	NA
		NRC - OC3 - Incremental Charge--Manual Svc Order - 1st	SOMAN	\$38.48	NA	\$37.55	\$93.12	\$50.25	\$68.62	\$99.10	\$54.26	NA
		NRC - OC3 - Incremental Charge--Manual Svc Order - Add'l	SOMAN	\$38.48	NA	\$37.55	\$93.12	\$50.25	\$68.62	\$99.10	\$54.26	NA
		NRC - OC3 - Incremental Charge--Manual Svc Order-Disconnect-1st	SOMAN	\$19.03	NA	\$18.03	NA	\$20.94	\$28.59	NA	NA	NA
		NRC - OC3 - Incremental Charge--Manual Svc Order-Disconnect-Add'l	SOMAN	\$19.03	NA	\$18.03	NA	\$20.94	\$28.59	NA	NA	NA
		Local Channel - Dedicated - OC12										
		OC12 per mile per month	1L5NC	\$10.13	\$2,053.06	\$8.31	\$40.80	\$36.40	\$50.79	\$30.38	\$14.50	\$28.51
		OC12 Facility Termination per month		\$5,630	\$1,183.46	\$3,185.00	\$4,492	\$3,895	\$3,414.00	\$3,316	\$4,414	\$7,158

BELLSOUTH/Xspedius RATES
NETWORK ELEMENTS
AND OTHER SERVICES
TRANSPORT

	2-Wire VG - per mile per month	1L5XX	\$0.0339	\$0.0098	\$0.0222	\$0.0301	\$0.0384	\$0.0323	\$0.0282	\$0.0373	\$0.0173
	2-Wire VG - Facility Termination per month	U1TR2	\$18.49	\$26.52	\$17.07	\$27.66	\$19.10	\$21.33	\$18.00	\$21.42	\$18.33
	NRC - 2-wire VG - Facility Termination -1st	U1TR2	\$107.11	\$81.09	\$79.61	\$142.31	\$76.20	\$106.72	\$137.48	\$136.44	\$55.39
	NRC - 2-wire VG - Facility Termination - Add'l	U1TR2	\$48.27	\$54.83	\$36.08	\$56.21	\$34.54	\$48.83	\$52.58	\$51.37	\$17.37
	NRC - 2-wire VG -Facility Termination - Disconnect Charge -1st	U1TR2	\$37.16	\$31.01	NA	NA	\$28.03	\$38.05	NA	NA	\$27.96
	NRC - 2-wire VG - Facility Termination - Disconnect Charge -Add'l	U1TR2	\$5.88	\$12.78	NA	NA	\$5.37	\$7.23	NA	NA	\$3.51
	NRC - Manual Svc Order, per LSR	SOMAN	NA	\$21.56	NA	\$19.99	NA	NA	NA	NA	\$19.99
	NRC - Manual Svc Order, per LSR disconnect	SOMAN	NA	\$3.84	NA	NA	NA	NA	NA	NA	NA
	NRC - Electronic Svc Order, per LSR	SOMECE	\$3.50	\$2.75	\$3.50	\$3.50	\$3.50	\$3.50	\$3.50	\$3.50	\$3.50
	NRC - Electronic Svc Order, per LSR disconnect	SOMECE	NA	\$0.42	NA	NA	NA	NA	NA	NA	NA
	NRC - 2-wire VG - Incremental Charge--Manual Svc Order - 1st	SOMAN	\$27.37	NA	\$18.94	\$37.21	\$18.14	\$25.52	\$38.07	\$39.63	NA
	NRC - 2-wire VG - Incremental Charge--Manual Svc Order - Add'l	SOMAN	\$27.37	NA	\$18.94	\$37.21	\$18.14	\$25.52	\$38.07	\$39.63	NA
	NRC - 2-wire VG - Incremental Charge--Manual Svc Order-Disconnect--1st	SOMAN	\$12.97	NA	NA	NA	\$8.06	\$11.34	NA	NA	NA
	NRC - 2-wire VG - Incremental Charge--Manual Svc Order-Disconnect--Add'l	SOMAN	\$12.97	NA	NA	NA	\$8.06	\$11.34	NA	NA	NA
	Common (Shared) Transport										
	Common (Shared) Transport per mile per mou	NA	\$0.00001	\$0.000012	\$0.000008	\$0.0000049	\$0.0000083	\$0.0000091	\$0.00001	\$0.0000121	\$0.00004
	Common (Shared) Transport Facilities Termination per mou	NA	\$0.00045	\$0.0005	\$0.0004152	\$0.000426	\$0.00047	\$0.0004281	\$0.00034	\$0.0004672	\$0.00036
	Interoffice Transport - Dedicated - 4-wire VG										
	4-Wire VG - per mile per month	1L5XX	NA	\$0.0098	NA	NA	NA	NA	NA	NA	NA
	4-Wire VG - Facility Termination per month	U1TV4	NA	\$23.64	NA	NA	NA	NA	NA	NA	NA
	NRC - 4-wire VG - Facility Termination -1st	U1TV4	NA	\$81.09	NA	NA	NA	NA	NA	NA	NA
	NRC - 4-wire VG - Facility Termination - Add'l	U1TV4	NA	\$54.63	NA	NA	NA	NA	NA	NA	NA
	NRC - 4-wire VG -Facility Termination - Disconnect Charge -1st	U1TV4	NA	\$31.01	NA	NA	NA	NA	NA	NA	NA
	NRC - 4-wire VG - Facility Termination - Disconnect Charge -Add'l	U1TV4	NA	\$12.78	NA	NA	NA	NA	NA	NA	NA
	NRC - Manual Svc Order, per LSR	SOMAN	NA	\$21.56	NA	NA	NA	NA	NA	NA	NA
	NRC - Manual Svc Order, per LSR disconnect	SOMAN	NA	\$3.84	NA	NA	NA	NA	NA	NA	NA
	NRC - Electronic Svc Order, per LSR	SOMECE	NA	\$2.77	NA	NA	NA	NA	NA	NA	NA
	NRC - Electronic Svc Order, per LSR disconnect	SOMECE	NA	\$0.42	NA	NA	NA	NA	NA	NA	NA
	NRC - 4-wire VG - Incremental Charge--Manual Svc Order - 1st	SOMAN	NA	NA	NA	NA	NA	NA	NA	NA	NA
	NRC - 4-wire VG - Incremental Charge--Manual Svc Order - Add'l	SOMAN	NA	NA	NA	NA	NA	NA	NA	NA	NA
	NRC - 4-wire VG - Incremental Charge--Manual Svc Order-Disconnect--1st	SOMAN	NA	NA	NA	NA	NA	NA	NA	NA	NA
	NRC - 4-wire VG - Incremental Charge--Manual Svc Order-Disconnect--Add'l	SOMAN	NA	NA	NA	NA	NA	NA	NA	NA	NA
	Interoffice Transport - Dedicated - DS0 - 56kbps										
	DS0 - per mile per month	1L5XX	\$0.0339	\$0.0098	\$0.0222	\$0.0301	\$0.0384	\$0.0323	\$0.0282	\$0.0373	\$0.1730
	DS0 - Facility Termination per month	U1TD5	\$17.81	\$19.31	\$16.45	\$26.95	\$18.37	\$20.64	\$17.40	\$20.71	\$17.74
	NRC - DS0 - Facility Termination - 1st	U1TD5	\$107.11	\$81.11	\$79.61	\$142.31	\$76.20	\$106.72	\$137.48	\$136.44	\$55.39
	NRC - DS0 - Facility Termination - Add'l	U1TD5	\$48.27	\$54.83	\$36.08	\$56.21	\$34.54	\$48.83	\$52.58	\$51.37	\$17.37
	NRC - DS0 -Facility Termination - Disconnect Charge - 1st	U1TD5	\$37.16	\$31.01	NA	NA	\$28.03	\$38.05	NA	NA	\$27.96
	NRC - DS0 - Facility Termination - Disconnect Charge - Add'l	U1TD5	\$5.88	\$12.78	NA	NA	\$5.37	\$7.23	NA	NA	\$3.51
	NRC - Manual Svc Order, per LSR	SOMAN	NA	\$21.56	NA	\$19.99	NA	NA	NA	NA	\$19.99
	NRC - Manual Svc Order, per LSR disconnect	SOMAN	NA	\$3.84	NA	NA	NA	NA	NA	NA	NA
	NRC - Electronic Svc Order, per LSR	SOMECE	\$3.50	\$2.77	\$3.50	\$3.50	\$3.50	\$3.50	\$3.50	\$3.50	\$3.50
	NRC - Electronic Svc Order, per LSR disconnect	SOMECE	NA	\$0.42	NA	NA	NA	NA	NA	NA	NA
	NRC - DS0 -Incremental Charge--Manual Svc Order - 1st	SOMAN	\$27.37	NA	\$18.94	\$37.21	\$18.14	\$25.52	\$38.07	\$39.63	NA
	NRC -DS0 - Incremental Charge--Manual Svc Order - Add'l	SOMAN	\$27.37	NA	\$18.94	\$37.21	\$18.14	\$25.52	\$38.07	\$39.63	NA
	NRC - DS0 -Incremental Charge--Manual Svc Order-Disconnect--1st	SOMAN	\$12.97	NA	NA	NA	\$8.06	\$11.34	NA	NA	NA
	NRC - DS0 -Incremental Charge--Manual Svc Order-Disconnect--Add'l	SOMAN	\$12.97	NA	NA	NA	\$8.06	\$11.34	NA	NA	NA
	Interoffice Transport - Dedicated -DS0 - 64 kbps										
	DS0 - per mile per month	1L5XX	\$0.0339	\$0.0098	\$0.0222	\$0.0301	\$0.0384	\$0.0323	\$0.0282	\$0.0373	\$0.1730
	DS0 - Facility Termination per month	U1TD6	\$17.81	\$19.31	\$16.45	\$26.95	\$18.37	\$20.64	\$17.40	\$20.71	\$17.74
	NRC - DS0 - Facility Termination - 1st	U1TD6	\$107.11	\$81.11	\$79.61	\$142.31	\$76.20	\$106.72	\$137.48	\$136.44	\$55.39
	NRC - DS0 - Facility Termination - Add'l	U1TD6	\$48.27	\$54.83	\$36.08	\$56.21	\$34.54	\$48.83	\$52.58	\$51.37	\$17.37

BELLSOUTH/Xspedius RATES
 NETWORK ELEMENTS
 AND OTHER SERVICES
 TRANSPORT

		NRC - DS3 - Incremental Charge--Manual Svc Order-Disconnect--1st	SOMAN	\$19.03	NA	\$3.17	NA	\$20.94	\$27.08	NA	NA	NA
		NRC - DS3 - Incremental Charge--Manual Svc Order-Disconnect--Add'l	SOMAN	\$19.03	NA	\$3.17	NA	\$20.94	\$27.08	NA	NA	NA
		Interoffice Transport - Dedicated - OC3										
		OC3 -per mile per month	1L5XX	\$7.35	\$8.24	\$4.37	\$27.97	\$23.89	\$18.35	\$14.10	\$9.75	\$13.45
		OC3 -Facility Termination per month		\$2,475	\$3,020.08	\$2,187.00	\$3,390	\$2,990	\$1,892.00	\$2,071	\$2,802	\$2,124
		NRC - OC-3 - Facility Termination - 1st		\$820.85	\$869.65	\$819.29	\$1,399	\$927.35	\$1,283.00	\$1,381	\$915.64	\$950.10
		NRC - OC-3 - Facility Termination - Add'l		\$317.48	\$312.05	\$317.38	\$516.89	\$304.90	\$404.94	\$509.93	\$410.02	\$311.39
		NRC - OC-3 - Facility Termination - Disconnect Charge - 1st		\$121.72	\$111.56	\$122.31	NA	\$102.16	\$134.07	\$131.65	NA	\$103.36
		NRC - OC-3 - Facility Termination - Disconnect Charge - Add'l		\$118.54	\$108.34	\$119.14	NA	\$99.46	\$130.59	\$128.19	NA	\$100.59
		NRC - Manual Svc Order, per LSR	SOMAN	NA	\$21.56	NA	\$19.99	NA	NA	NA	NA	\$19.99
		NRC - Manual Svc Order, per LSR disconnect	SOMAN	NA	\$3.84	NA	NA	NA	NA	NA	NA	NA
		NRC - Electronic Svc Order, per LSR	SOMECE	\$3.50	\$2.77	\$3.50	\$3.50	\$3.50	\$3.50	\$3.50	\$3.50	\$3.50
		NRC - Electronic Svc Order, per LSR disconnect	SOMECE	NA	\$0.43	NA	NA	NA	NA	NA	NA	NA
		NRC - OC3 - Incremental Cost - Manual Svc Order vs. Electronic-1st	SOMAN	\$38.48	NA	\$37.55	\$93.12	\$50.25	\$68.62	\$94.77	\$54.26	NA
		NRC - OC3 - Incremental Cost - Manual Svc Order vs. Electronic-Add'l	SOMAN	\$38.48	NA	\$37.55	\$93.12	\$50.25	\$68.62	\$94.77	\$54.26	NA
		NRC - OC3 - Incremental Cost - Manual Svc Order vs. Electronic-Disconnect-	SOMAN	\$19.03	NA	\$18.03	NA	\$20.94	\$28.59	\$29.76	NA	NA
		NRC - OC3 - Incremental Cost - Manual Svc Order vs. Electronic-Disconnect-	SOMAN	\$19.03	NA	\$18.03	NA	\$20.94	\$28.59	\$29.76	NA	NA
		Interoffice Transport - Dedicated - OC12										
		OC12 -per mile per month	1L5XX	\$19.26	\$26.45	\$15.05	\$84.88	\$74.44	\$60.42	\$48.55	\$32.52	\$49.80
		OC12 -Facility Termination		\$9,763	\$11,599.14	\$8,202.00	\$12,344	\$11,517	\$7,182	\$7,676	\$11,132	\$8,015
		NRC - OC12- Facility Termination - 1st		\$1,036	\$1,086.66	\$1,034.00	\$1,713	\$1,147	\$1,598	\$1,381	\$1,131	\$1,176
		NRC - OC12- Facility Termination - Add'l		\$317.48	\$312.05	\$317.38	\$516.89	\$304.90	\$404.94	\$509.93	\$410.02	\$311.39
		NRC - OC12 - Facility Termination - Disconnect Chg - 1st		\$121.72	\$111.56	\$122.31	NA	\$102.16	\$134.07	\$131.65	NA	\$103.36
		NRC - OC12 - Facility Termination - Disconnect Chg - Add'l		\$118.54	\$108.34	\$119.14	NA	\$99.46	\$130.59	\$128.19	NA	\$100.59
		NRC - Manual Svc Order, per LSR	SOMAN	NA	\$21.56	NA	\$19.99	NA	NA	NA	NA	\$19.99
		NRC - Manual Svc Order, per LSR disconnect	SOMAN	NA	\$3.84	NA	NA	NA	NA	NA	NA	NA
		NRC - Electronic Svc Order, per LSR	SOMECE	\$3.50	\$2.77	\$3.50	\$3.50	\$3.50	\$3.50	\$3.50	\$3.50	\$3.50
		NRC - Electronic Svc Order, per LSR disconnect	SOMECE	NA	\$0.43	NA	NA	NA	NA	NA	NA	NA
		NRC - OC12 - Incremental Cost - Manual Svc Order vs. Electronic-1st	SOMAN	\$38.48	NA	\$37.55	\$93.12	\$50.25	\$68.62	\$94.77	\$54.26	NA
		NRC - OC12 - Incremental Cost - Manual Svc Order vs. Electronic-Add'l	SOMAN	\$38.48	NA	\$37.55	\$93.12	\$50.25	\$68.62	\$94.77	\$54.26	NA
		NRC - OC12 - Incremental Cost - Manual Svc Order vs. Elect-Disconnect-1st	SOMAN	\$19.03	NA	\$18.03	NA	\$20.94	\$28.59	\$29.76	NA	NA
		NRC - OC12 - Incremental Cost - Manual Svc Order vs. Elect-Disconnect-Add'l	SOMAN	\$19.03	NA	\$18.03	NA	\$20.94	\$28.59	\$29.76	NA	NA
		Interoffice Transport - Dedicated - OC48										
		OC48 -per mile per month	1L5XX	\$30.65	\$34.07	\$25.70	\$138.02	\$128.59	\$102.43	\$120.02	\$45.92	\$106.55
		OC48 -Facility Termination per month		\$11,691	\$12,460.76	\$11,134.00	\$16,017	\$14,950	\$11,480	\$10,952	\$967.58	\$11,632
		OC48 -per Interface OC12 on OC48 per month		\$1,424	\$1,199.42	\$1,137.00	\$1,497	\$1,451	\$1,351.00	\$582.66	\$1,561	\$1,170
		NRC - OC48 - Facility Termination - 1st		\$1,036	\$1,086.66	\$1,034.00	\$1,713	\$1,147	\$1,598.00	\$1,722	\$1,131	\$1,176
		NRC - OC48 - Facility Termination - Add'l		\$317.48	\$312.05	\$317.38	\$516.89	\$304.90	\$404.94	\$542.73	\$410.02	\$311.39
		NRC - OC48 - Interface OC12 on OC48 - 1st		\$540.10	\$543.72	\$539.36	\$844.21	\$532.13	\$729.04	\$720.81	\$635.04	\$544.55
		NRC - OC48 - Interface OC12 on OC48 - Add'l		\$317.48	\$312.05	\$317.38	\$516.89	\$304.90	\$404.94	\$400.38	\$410.02	\$311.39
		NRC - OC48 - Facility Termination - Disconnect Chg - 1st		\$121.72	\$111.56	\$122.31	NA	\$102.16	\$134.07	\$131.65	NA	\$103.36
		NRC - OC48 - Facility Termination - Disconnect Chg - Add'l		\$118.54	\$108.34	\$119.14	NA	\$99.46	\$130.59	\$128.19	NA	\$100.59
		NRC - OC48 - Interface OC12 on OC48 - Disconnect - 1st		\$121.72	\$111.56	\$122.31	NA	\$102.16	\$134.07	\$131.65	NA	\$103.36
		NRC - OC48 - Interface OC12 on OC48 - Disconnect - Add'l		\$118.54	\$108.34	\$119.14	NA	\$99.46	\$130.59	\$128.19	NA	\$100.59
		NRC - Manual Svc Order, per LSR	SOMAN	NA	\$21.56	NA	\$19.99	NA	NA	NA	NA	\$19.99
		NRC - Manual Svc Order, per LSR disconnect	SOMAN	NA	\$3.84	NA	NA	NA	NA	NA	NA	NA
		NRC - Electronic Svc Order, per LSR	SOMECE	\$3.50	\$2.77	\$3.50	\$3.50	\$3.50	\$3.50	\$3.50	\$3.50	\$3.50
		NRC - Electronic Svc Order, per LSR disconnect	SOMECE	NA	\$0.43	NA	NA	NA	NA	NA	NA	NA
		NRC - OC48 - Incremental Cost - Manual Svc. Order vs. Electronic-1st	SOMAN	\$38.48	NA	\$37.55	\$93.12	\$50.25	\$68.62	\$69.34	\$54.26	NA
		NRC - OC48 - Incremental Cost - Manual Svc. Order vs. Electronic-Add'l	SOMAN	\$38.48	NA	\$37.55	\$93.12	\$50.25	\$68.62	\$69.34	\$54.26	NA
		NRC - OC48 - Interface- Incremental Cost - Manual Svc. Order vs. Electronic-	SOMAN	\$38.48	NA	\$37.55	\$93.12	\$50.25	\$68.62	\$69.34	\$54.26	NA
		NRC - OC48 - Interface- Incremental Cost - Manual Svc. Order vs. Electronic-	SOMAN	\$38.48	NA	\$37.55	\$93.12	\$50.25	\$68.62	\$69.34	\$54.26	NA
		NRC - OC48 - Incremental Cost - Manual Svc. Order vs. Elect-Disconnect-1st	SOMAN	\$19.03	NA	\$18.03	NA	\$20.94	\$28.59	\$29.76	NA	NA

BELLSOUTH/Xspedius RATES
 NETWORK ELEMENTS
 AND OTHER SERVICES
 TRANSPORT

	NRC - OC48 - Incremental Cost - Manual Svc. Order vs. Elect-Disconnect-Add'l	SOMAN	\$19.03	NA	\$18.03	NA	\$20.94	\$28.59	\$29.76	NA	NA
	NRC - OC48-Interface-Incremental Cost-Manual Svc. Order vs. Elec-Disconn	SOMAN	\$19.03	NA	\$18.03	NA	\$20.94	\$28.59	\$29.76	NA	NA
	NRC - OC48-Interface-Incremental Cost-Manual Svc. Order vs. Elec-Disconn	SOMAN	\$19.03	NA	\$18.03	NA	\$20.94	\$28.59	\$29.76	NA	NA
	UNBUNDLED CHANNELIZATION										
	DS3 Channelization (DS3 to DS1)										
	per Channelized System (28 DS1) per month	MQ3	\$225.36	\$220.97	\$182.04	\$236.32	\$245.84	\$229.30	\$226.81	\$200.01	\$222.98
	NRC - 1st	MQ3	\$265.87	\$356.40	\$265.91	\$425.41	\$259.76	\$356.80	\$351.95	\$321.54	\$265.08
	NRC - Add'l	MQ3	\$188.51	\$188.00	\$188.78	\$303.33	\$182.64	\$247.40	\$243.76	\$234.30	\$185.94
	NRC -1st - Disconnect	MQ3	\$71.76	\$61.64	\$72.50	NA	\$60.96	\$79.94	\$77.90	NA	\$61.09
	NRC -Add'l - Disconnect	MQ3	\$52.03	\$58.98	\$59.96	NA	\$50.46	\$65.20	\$63.32	NA	\$50.31
	per Interface per month (COCI)	UC1D1	\$17.22	\$14.40	\$11.02	\$8.52	\$7.55	\$5.58	\$4.61	\$11.99	\$3.91
	NRC - 1st	UC1D1	\$12.05	\$13.16	\$12.02	\$15.86	\$12.29	\$15.85	\$15.76	\$12.05	\$12.61
	NRC - Add'l	UC1D1	\$8.69	\$9.43	\$8.66	\$11.36	\$8.80	\$11.35	\$11.28	\$8.68	\$9.03
	NRC - Manual Svc Order, per LSR	SOMAN	NA	\$21.56	NA	\$19.99	NA	NA	NA	NA	\$19.99
	NRC - Manual Svc Order, per LSR disconnect	SOMAN	NA	\$3.84	NA	NA	NA	NA	NA	NA	NA
	NRC - Electronic Svc Order, per LSR	SOMEK	\$3.50	\$2.77	\$3.50	\$3.50	\$3.50	\$3.50	\$3.50	\$3.50	\$3.50
	NRC - Electronic Svc Order, per LSR disconnect	SOMEK	NA	\$0.43	NA	NA	NA	NA	NA	NA	NA
	Channel System - Incremental Cost - Manual Svc. Order vs. Electronic -1st	SOMAN	\$15.61	NA	\$14.75	\$41.47	\$19.74	\$26.95	\$28.13	\$25.59	\$21.71
	Channel System - Incremental Cost - Manual Svc. Order vs. Electronic -Add'l	SOMAN	\$7.39	NA	\$6.55	\$11.99	\$8.77	\$11.98	\$13.33	\$8.92	\$10.46
	Incremental Cost-Manual Svc. Order vs. Elect -Disconnect - 1st	SOMAN	\$11.67	NA	\$10.60	NA	\$12.43	\$16.97	\$18.26	NA	\$14.21
	Incremental Cost-Manual Svc. Order vs. Elect -Disconnect - Add'l	SOMAN	\$0.9469	NA	NA	NA	NA	NA	\$1.48	NA	\$1.46
	DS1 Channelization (DS1 to DS0)										
	per Channelized System (24 DS0) per month	MQ1	\$136.82	\$153.60	\$126.22	\$200.01	\$209.87	\$146.87	\$177.72	\$147.51	\$165.21
	NRC - 1st	MQ1	\$197.98	\$182.14	\$198.22	\$302.82	\$193.63	\$271.52	\$267.19	\$220.89	\$197.21
	NRC - Add'l	MQ1	\$123.12	\$125.18	\$123.59	\$184.20	\$118.37	\$164.56	\$161.43	\$137.15	\$119.99
	NRC -1st - Disconnect	MQ1	\$30.18	\$19.52	\$31.03	NA	\$26.44	\$36.38	\$34.55	NA	\$25.66
	NRC -Add'l - Disconnect	MQ1	\$18.86	\$18.14	\$19.75	NA	\$16.83	\$11.98	\$21.14	NA	\$15.81
	- Interface (COCI)										
	per OCU-DP(data) card per month (2.4-64kbs)	1D1DD	\$1.66	\$2.20	\$1.86	\$2.94	\$3.12	\$2.86	\$2.88	\$2.34	\$2.46
	NRC - 1st	1D1DD	\$12.05	\$13.16	\$12.02	\$15.86	\$12.29	\$15.85	\$15.76	\$12.05	\$12.61
	NRC - Add'l	1D1DD	\$8.69	\$9.43	\$8.66	\$11.36	\$8.80	\$11.35	\$11.28	\$8.68	\$9.03
	per BRITE card per month	UC1CA	\$3.41	\$3.83	\$3.71	\$4.04	\$4.18	\$3.88	\$3.76	\$4.21	\$3.33
	NRC - 1st	UC1CA	\$12.05	\$13.16	\$12.02	\$15.86	\$12.29	\$15.85	\$15.76	\$12.05	\$12.61
	NRC - Add'l	UC1CA	\$8.69	\$9.43	\$8.66	\$11.36	\$8.80	\$11.35	\$11.28	\$8.68	\$9.03
	per VG card per month (DS0)	1D1VG	\$0.8586	\$1.45	\$1.17	\$1.40	\$1.62	\$1.45	\$1.64	\$1.47	\$1.25
	NRC - 1st	1D1VG	\$12.05	\$13.16	\$12.02	\$15.86	\$12.29	\$15.85	\$15.76	\$12.05	\$12.61
	NRC - Add'l	1D1VG	\$8.69	\$9.43	\$8.66	\$11.36	\$8.80	\$11.35	\$11.28	\$8.68	\$9.03
	NRC - Manual Svc Order, per LSR	SOMAN	NA	\$21.56	NA	\$19.99	NA	NA	NA	NA	\$19.99
	NRC - Manual Svc Order, per LSR disconnect	SOMAN	NA	\$3.84	NA	NA	NA	NA	NA	NA	NA
	NRC - Electronic Svc Order, per LSR	SOMEK	\$3.50	\$2.77	\$3.50	\$3.50	\$3.50	\$3.50	\$3.50	\$3.50	\$3.50
	NRC - Electronic Svc Order, per LSR disconnect	SOMAN	NA	\$0.43	NA	NA	NA	NA	NA	NA	NA
	Channel System - Incremental Cost - Manual Svc. Order vs. Electronic -1st	SOMAN	\$15.61	NA	\$14.75	\$41.47	\$19.74	\$26.95	\$28.13	\$25.59	\$25.66
	Channel System - Incremental Cost - Manual Svc. Order vs. Electronic -Add'l	SOMAN	\$7.39	NA	\$6.55	\$11.99	\$8.77	\$11.98	\$13.33	\$8.92	\$15.81
	Incremental Cost-Manual Svc. Order vs. Elect -Disconnect - 1st	SOMAN	\$11.67	NA	\$10.70	NA	\$12.43	\$16.97	\$18.26	NA	\$14.21
	Incremental Cost-Manual Svc. Order vs. Elect -Disconnect - Add'l	SOMAN	\$0.9469	NA	\$0.00	NA	NA	NA	\$1.48	NA	\$1.46
	UNBUNDLED DARK FIBER										
	Dark Fiber - Interoffice (four fiber strands) per route mile or fraction thereof, per mo	1L5DF	\$25.80	\$28.82	\$24.96	\$31.95	\$32.28	\$33.93	\$29.86	\$36.75	\$28.60
	NRC - Per each four-fiber dark fiber arrangement - 1st	UDF14	\$1,739.00	\$1,278.62	\$1,737.00	\$1,741.00	\$1,746.00	\$1,741.00	\$1,738.00	\$1,747.00	\$1,742.00
	NRC - Per each four-fiber dark fiber arrangement - Add'l	UDF14	\$563.09	\$275.82	\$562.39	\$563.75	\$565.20	\$563.79	\$562.82	\$565.53	\$564.08
	NRC -Disconnect--1st	UDF14	NA	\$587.64	NA	NA	NA	NA	NA	NA	NA
	NRC -Disconnect--Add'l	UDF14	NA	\$366.34	NA	NA	NA	NA	NA	NA	NA
	Dark Fiber - Local Channel(four fiber strands) per route mile or fraction thereof, per	1L5DC	\$70.82	\$58.35	\$54.63	\$49.07	\$64.72	\$71.55	\$56.47	\$100.37	\$60.06

BELLSOUTH/Xspedius RATES
NETWORK ELEMENTS
AND OTHER SERVICES
TRANSPORT

		NRC - Per each four-fiber dark fiber arrangement - 1st	UDFC4	\$1,739.00	\$1,278.62	\$1,737.00	\$1,741.00	\$1,746.00	\$1,741.00	\$1,738.00	\$1,747.00	\$1,742.00
		NRC - Per each four-fiber dark fiber arrangement - Add'l	UDFC4	\$563.09	\$275.82	\$562.39	\$563.75	\$565.20	\$563.79	\$562.82	\$565.53	\$564.08
		NRC -Disconnect--1st	UDFC4	NA	\$587.64	NA	NA	NA	NA	NA	NA	NA
		NRC -Disconnect--Add'l	UDFC4	NA	\$366.34	NA	NA	NA	NA	NA	NA	NA
		Dark Fiber - Local Loop (four fiber strands) per route mile or fraction thereof, per m	1L5DL	\$70.82	\$58.35	\$54.63	\$49.07	\$64.72	\$71.55	\$56.47	\$100.37	\$60.06
		NRC - Per each four-fiber dark fiber arrangement - 1st	UDFL4	\$1,739.00	\$1,278.62	\$1,737.00	\$1,741.00	\$1,746.00	\$1,741.00	\$1,738.00	\$1,747.00	\$1,742.00
		NRC - Per each four-fiber dark fiber arrangement - Add'l	UDFL4	\$563.09	\$275.82	\$562.39	\$563.75	\$565.20	\$563.79	\$562.82	\$565.53	\$564.08
		NRC -Disconnect--1st	UDFL4	NA	\$587.64	NA	NA	NA	NA	NA	NA	NA
		NRC -Disconnect--Add'l	UDFL4	NA	\$366.34	NA	NA	NA	NA	NA	NA	NA
		NOTES:										
		Interim rates subject to true-up.										

DESCRIPTION	USOC	AL	FL	GA	KY	LA	MS	NC	SC	TN
UNBUNDLED LOOP COMBINATIONS										
Unbundled Loop/Port Combinations (Note 4)										
MARKET RATES (INCLUDING ALL VERTICAL FEATURES) (Note 1)										
Density Zone 1 / Top 8 MSAs in BellSouth Region			Orlando, Ft. Lauderdale, Miami	Atlanta		New Orleans		Greensboro-Winston Salem-Highpoint/Charlotte-Gastonia-Rock Hill		Nashville
Customers with 4 or more DS0 Equivalent										
Currently Combined (Note2)										
2-Wire Voice Grade Loop with 2-Wire Line Port (Res. and Bus.)										
2-Wire Voice Grade Line Port (Res.), per month										
2-wire voice unbundled port - residence	UEPRL	NA	\$14.00	\$14.00	NA	\$14.00	NA	\$14.00	NA	\$14.00
2-wire voice unbundled port with caller ID - residence	UEPRC	NA	\$14.00	\$14.00	NA	\$14.00	NA	\$14.00	NA	\$14.00
2-wire voice unbundled port outgoing only - residence	UEPRO	NA	\$14.00	\$14.00	NA	\$14.00	NA	\$14.00	NA	\$14.00
2-wire voice grade unbundled Alabama extended local dialing parity port with caller ID	UEPAR	NA	NA	NA	NA	NA	NA	NA	NA	NA
2-wire voice grade unbundled Kentucky extended local dialing parity port with caller ID	UEPRM	NA	NA	NA	NA	NA	NA	NA	NA	NA
2-wire voice grade unbundled Louisiana extended local dialing parity port with caller ID	UEPAS	NA	NA	NA	NA	\$14.00	NA	NA	NA	NA
2-wire voice grade unbundled Mississippi extended local dialing parity port with caller ID	UEPAT	NA	NA	NA	NA	NA	NA	NA	NA	NA
2-wire voice grade unbundled South Carolina extended local dialing parity port with caller ID	UEPAU	NA	NA	NA	NA	NA	NA	NA	NA	NA
2-wire voice grade unbundled Tennessee extended local dialing parity port with caller ID	UEPAQ	NA	NA	NA	NA	NA	NA	NA	NA	\$14.00
2-wire voice unbundled Florida area calling with caller ID - residence	UEPAF	NA	\$14.00	NA	NA	NA	NA	NA	NA	NA
2-wire voice unbundled Louisiana Area Plus with caller ID - residence (RUL)	UEPAG	NA	NA	NA	NA	\$14.00	NA	NA	NA	NA
2-wire voice unbundled Louisiana Area Plus with caller ID - residence (AC7)	UEPAH	NA	NA	NA	NA	\$14.00	NA	NA	NA	NA
2-wire voice unbundled South Carolina Area Calling port with Caller ID - residence (LW8)	UEPAJ	NA	NA	NA	NA	NA	NA	NA	NA	NA
2-wire voice unbundled Tennessee Area Calling port with Caller ID - residence (F2R)	UEPAK	NA	NA	NA	NA	NA	NA	NA	NA	\$14.00
2-wire voice unbundled Tennessee Area Calling port with Caller ID - residence (TACER)	UEPAL	NA	NA	NA	NA	NA	NA	NA	NA	\$14.00
2-wire voice unbundled Tennessee Area Calling port with Caller ID - residence (TACSR)	UEPAM	NA	NA	NA	NA	NA	NA	NA	NA	\$14.00
2-wire voice unbundled Tennessee Area Calling port with Caller ID - residence (1MF2X)	UEPAN	NA	NA	NA	NA	NA	NA	NA	NA	\$14.00
2-wire voice unbundled Tennessee Area Calling port with Caller ID - residence (2MR)	UEPAO	NA	NA	NA	NA	NA	NA	NA	NA	\$14.00
2-wire voice unbundled res. low usage line port with Caller ID (LUM)	UEPAP	NA	\$14.00	\$14.00	NA	\$14.00	NA	\$14.00	NA	\$14.00
2-Wire Voice Grade Line Port (Bus.), per month										
2-wire voice unbundled port without Caller ID	UEPBL	NA	\$14.00	\$14.00	NA	\$14.00	NA	\$14.00	NA	\$14.00
2-wire voice unbundled port with Caller+E484 ID	UEPBC	NA	\$14.00	\$14.00	NA	\$14.00	NA	\$14.00	NA	\$14.00
2-wire voice unbundled outgoing only port	UEPBO	NA	\$14.00	\$14.00	NA	\$14.00	NA	\$14.00	NA	\$14.00
2-wire voice grade unbundled Alabama extended local dialing parity port with caller ID	UEPAW	NA	NA	NA	NA	NA	NA	NA	NA	NA
2-wire voice grade unbundled Kentucky extended local dialing parity port with caller ID	UEPBM	NA	NA	NA	NA	NA	NA	NA	NA	NA
2-wire voice grade unbundled Louisiana extended local dialing parity port with caller ID	UEPAX	NA	NA	NA	NA	\$14.00	NA	NA	NA	NA
2-wire voice grade unbundled Mississippi extended local dialing parity port with caller ID	UEPAY	NA	NA	NA	NA	NA	NA	NA	NA	NA

BELLSOUTH/Xspedius RATES
 NETWORK ELEMENTS
 AND OTHER SERVICES
 LOOP/PORT COMBINATIONS

DESCRIPTION	USOC	AL	FL	GA	KY	LA	MS	NC	SC	TN
2-wire voice grade unbundled South Carolina extended local dialing parity port with caller ID	UEPAZ	NA	NA	NA	NA	NA	NA	NA	NA	NA
2-wire voice grade unbundled Tennessee extended local dialing parity port with caller ID	UEPAV	NA	NA	NA	NA	NA	NA	NA	NA	\$14.00
2-wire voice unbundled incoming only port with Caller ID	UEPB1	NA	\$14.00	\$14.00	NA	\$14.00	NA	\$14.00	NA	\$14.00
2-wire voice unbundled LA Bus Area Calling Port with Caller ID (BUC)	UEPAA	NA	NA	NA	NA	\$14.00	NA	NA	NA	NA
2-wire voice unbundled SC Bus Area Calling Port with Caller ID (LMB)	UEPAB	NA	NA	NA	NA	NA	NA	NA	NA	NA
2-wire voice unbundled TN Bus 2-Way Area Calling Port Economy Option (TACC1)	UEPAC	NA	NA	NA	NA	NA	NA	NA	NA	\$14.00
2-wire voice unbundled TN Bus 2-Way Area Calling Port Standard Option (TACC2)	UEPAD	NA	NA	NA	NA	NA	NA	NA	NA	\$14.00
2-wire voice unbundled TN Bus 2-WAY Collierville and Memphis Local Calling Port (B2F)	UEPAE	NA	NA	NA	NA	NA	NA	NA	NA	\$14.00
2-Wire Voice Grade Loop (SL1) (Res. and Bus.)										
RC - 2-Wire Voice Grade Loop - Statewide	UEPLX	NA	NA	NA	NA	NA	NA	\$14.18	NA	NA
RC - 2-Wire Voice Grade Loop Zone 1	UEPLX	NA	\$14.90	\$10.80	NA	\$14.05	NA	NA	NA	\$15.92
RC - 2-Wire Voice Grade Loop Zone 2	UEPLX	NA	\$18.51	\$12.47	NA	\$24.14	NA	NA	NA	\$20.79
RC - 2-Wire Voice Grade Loop Zone 3	UEPLX	NA	\$24.25	\$19.83	NA	\$49.30	NA	NA	NA	\$27.18
Combination Rates										
RC - 2-Wire Voice Grade Loop with 2-Wire Line Port, Statewide	Note 8	NA	NA	NA	NA	NA	NA	\$28.18	NA	NA
RC - 2-Wire Voice Grade Loop with 2-Wire Line Port, Zone 1 (Note 6)	Note 8	NA	\$28.90	\$24.80	NA	\$28.05	NA	NA	NA	\$29.92
RC - 2-Wire Voice Grade Loop with 2-Wire Line Port, Zone 2 (Note 6)	Note 8	NA	\$32.51	\$26.47	NA	\$38.14	NA	NA	NA	\$34.79
RC - 2-Wire Voice Grade Loop with 2-Wire Line Port, Zone 3 (Note 6)	Note 8	NA	\$38.25	\$33.83	NA	\$63.30	NA	NA	NA	\$41.18
Nonrecurring Charges										
2-Wire Voice Grade Line Port (Res. And Bus.)										
NRC - 2- wire voice grade unbundled port/loop combination - 1st, with change		NA	\$41.50	\$41.50	NA	\$41.50	NA	\$41.50	NA	\$41.50
NRC - 2- wire voice grade unbundled port/loop combination - Add'l, with change		NA	\$41.50	\$41.50	NA	\$41.50	NA	\$41.50	NA	\$41.50
NRC - 2- wire voice grade unbundled port/loop combination - 1st, no change		NA	\$41.50	\$41.50	NA	\$41.50	NA	\$41.50	NA	\$41.50
NRC - 2- wire voice grade unbundled port/loop combination - Add'l, no change		NA	\$41.50	\$41.50	NA	\$41.50	NA	\$41.50	NA	\$41.50
NRC - 2-Wire Voice Grade Loop/Line Port Combination - Subsequent		NA	\$10.00	\$10.00	NA	\$10.00	NA	\$10.00	NA	\$10.00
NRC - 2-Wire Voice Grade Loop/Line Port Combination - OSS LSR Charge, Electronic, per LSR received from the CLEC by one of the OSS interactive interfaces	SOMEK	NA	\$2.75	\$3.50	NA	\$3.50	NA	\$3.50	NA	\$3.50
NRC - 2-Wire Voice Grade Loop/Line Port Combination - Incremental Cost - Manual Svc.Order vs. Electronic - 1st	SOMAN	NA	\$21.56	\$33.76	NA	\$31.92	NA	\$40.18	NA	\$30.89
NRC - 2-Wire Voice Grade Loop/Line Port Combination - Incremental Cost - Manual Svc.Order vs. Electronic - Add'l	SOMAN	NA	\$21.56	\$7.86	NA	\$7.32	NA	\$9.45	NA	\$7.03
NRC- 2 Wire Voice Grade Loop/Line Port Combination - Subsequent Database Update Electronic		NA	TBD	TBD	NA	\$2.11	NA	\$1.42	NA	TBD
NRC- 2 Wire Voice Grade Loop/Line Port Combination - Subsequent Database Update Manual Service Order		NA	TBD	TBD	NA	\$5.12	NA	\$10.27	NA	TBD
NRC - Electronic Service Order Disconnect		NA	\$0.42	NA	NA	NA	NA	NA	NA	NA
NRC - Incremental Manual Service Order Disconnect		NA	\$3.84	\$20.00	NA	\$20.00	NA	\$20.00	NA	\$20.00
2-Wire Voice Grade Loop with 2-Wire Line Port PBX										
2-Wire Analog Line Port (PBX), per month										
2 WIRE VOICE UNBUNDLED COMBINATION 2-WAY PBX TRUNK - Residence	UEPRD	NA	\$14.00	\$14.00	NA	\$14.00	NA	\$14.00	NA	\$14.00
LINE SIDE UNBUNDLED COMBINATION 2-WAY PBX TRUNK - BUSINESS	UEPPC	NA	\$14.00	\$14.00	NA	\$14.00	NA	\$14.00	NA	\$14.00
LINE SIDE UNBUNDLED OUTWARD PBX TRUNK - BUSINESS	UEPPO	NA	\$14.00	\$14.00	NA	\$14.00	NA	\$14.00	NA	\$14.00
LINE SIDE UNBUNDLED INCOMING PBX TRUNK - BUSINESS	UEPP1	NA	\$14.00	\$14.00	NA	\$14.00	NA	\$14.00	NA	\$14.00
2-WIRE VOICE UNBUNDLED 2-WAY COMBINATION PBX ALABAMA CALLING PORT	UEPA2	NA	NA	NA	NA	NA	NA	NA	NA	NA

BELLSOUTH/Xspedius RATES
NETWORK ELEMENTS
AND OTHER SERVICES
LOOP/PORT COMBINATIONS

Attachment 2
Exhibit C
Rates - Page 3

DESCRIPTION	USOC	AL	FL	GA	KY	LA	MS	NC	SC	TN
2-WIRE VOICE UNBUNDLED 2-WAY COMBINATION PBX LOUISIANA CALLING PORT	UEPL2	NA	NA	NA	NA	\$14.00	NA	NA	NA	NA
2-WIRE VOICE UNBUNDLED PBX LD TERMINAL PORTS	UEPLD	NA	\$14.00	\$14.00	NA	\$14.00	NA	\$14.00	NA	\$14.00
2-WIRE VOICE UNBUNDLED 2-WAY COMBINATION PBX TENNESSEE CALLING PORT	UEPT2	NA	NA	NA	NA	NA	NA	NA	NA	\$14.00
2-WIRE VOICE UNBUNDLED 1-WAY OUTGOING PBX TENNESSEE CALLING PORT	UEPTO	NA	NA	NA	NA	NA	NA	NA	NA	\$14.00
2-WIRE VOICE UNBUNDLED 2-WAY COMBINATION PBX USAGE PORT	UEPXA	NA	\$14.00	\$14.00	NA	\$14.00	NA	\$14.00	NA	\$14.00
2-WIRE VOICE UNBUNDLED PBX TOLL TERMINAL HOTEL PORTS	UEPXB	NA	\$14.00	\$14.00	NA	\$14.00	NA	\$14.00	NA	\$14.00
2-WIRE VOICE UNBUNDLED PBX LD DDD TERMINALS PORT	UEPXC	NA	\$14.00	\$14.00	NA	\$14.00	NA	\$14.00	NA	\$14.00
2-WIRE VOICE UNBUNDLED PBX LD TERMINAL SWITCHBOARD PORT	UEPXD	NA	\$14.00	\$14.00	NA	\$14.00	NA	\$14.00	NA	\$14.00
2-WIRE VOICE UNBUNDLED PBX LD TERMINAL SWITCHBOARD IDD CAPABLE PORT	UEPXE	NA	\$14.00	\$14.00	NA	\$14.00	NA	\$14.00	NA	\$14.00
2-WIRE VOICE UNBUNDLED 2-WAY PBX KENTUCKY ROOM AREA CALLING PORT WITHOUT LUD	UEPXF	NA	NA	NA	NA	NA	NA	NA	NA	NA
2-WIRE VOICE UNBUNDLED PBX KENTUCKY LUD AREA CALLING PORT	UEPXG	NA	NA	NA	NA	NA	NA	NA	NA	NA
2-WIRE VOICE UNBUNDLED PBX KENTUCKY PREMIUM CALLING PORT	UEPXH	NA	NA	NA	NA	NA	NA	NA	NA	NA
2-WIRE VOICE UNBUNDLED 2-WAY KENTUCKY AREA CALLING PORT WITHOUT LUD	UEPXJ	NA	NA	NA	NA	NA	NA	NA	NA	NA
2-WIRE VOICE UNBUNDLED 2-WAY PBX LOUISIANA LOCAL OPTIONAL CALLING PORT	UEPKX	NA	NA	NA	NA	\$14.00	NA	NA	NA	NA
2-WIRE VOICE UNBUNDLED 2-WAY PBX HOTEL/HOSPITAL ECONOMY ADMINISTRATIVE CALLING PORT	UEPXL	NA	\$14.00	\$14.00	NA	\$14.00	NA	\$14.00	NA	\$14.00
2-WIRE VOICE UNBUNDLED 2-WAY PBX HOTEL/HOSPITAL ECONOMY ROOM CALLING PORT	UEPXM	NA	\$14.00	\$14.00	NA	\$14.00	NA	\$14.00	NA	\$14.00
2-WIRE VOICE UNBUNDLED 1-WAY OUTGOING PBX HOTEL/HOSPITAL ECONOMY ADMINISTRATIVE CALLING PORTTENNESSEE CALLING PORT	UEPXN	NA	NA	NA	NA	NA	NA	NA	NA	\$14.00
2-WIRE VOICE UNBUNDLED 1-WAY OUTGOING PBX HOTEL/HOSPITAL DIACOUNT ROOM CALLING PORT	UEPXO	NA	\$14.00	\$14.00	NA	\$14.00	NA	\$14.00	NA	\$14.00
2-WIRE VOICE UNBUNDLED 1-WAY OUTGOING PBX LOUISIANA LOCAL DISCOUNT CALLING PORT	UEPXP	NA	NA	NA	NA	\$14.00	NA	NA	NA	NA
2-WIRE VOICE UNBUNDLED 2-WAY PBX MISSISSIPPI LOCAL ECONOMY CALLING PORT	UEPXQ	NA	NA	NA	NA	NA	NA	NA	NA	NA
2-WIRE VOICE UNBUNDLED 2-WAY PBX MISSISSIPPI LOCAL OPTIONAL CALLING PORT	UEPXR	NA	NA	NA	NA	NA	NA	NA	NA	NA
2-WIRE VOICE UNBUNDLED 1-WAY OUTGOING PBXMEASURED PORT	UEPXS	NA	\$14.00	\$14.00	NA	\$14.00	NA	\$14.00	NA	\$14.00
2-WIRE VOICE UNBUNDLED 2-WAY PBX SOUTH CAROLINA AREA PLUS CALLING PORT	UEPXT	NA	NA	NA	NA	NA	NA	NA	NA	NA
2-WIRE VOICE UNBUNDLED PBX COLLIERVERVILLE & MEMPHIS CALLING PORT	UEPXU	NA	NA	NA	NA	NA	NA	NA	NA	\$14.00
2-WIRE VOICE UNBUNDLED 2-WAY PBX TENNESSEE REGIONSERV CALLING PORT	UEPXV	NA	NA	NA	NA	NA	NA	NA	NA	\$14.00
LOCAL NUMBER PORTABILITY (REQUIRES ONE PER PORT)	LNPCP									
2-Wire Voice Grade Loop (SL1)										
RC - 2- Wire Voice Grade Loop - Statewide	UEPLX	NA	NA	NA	NA	NA	NA	\$14.18	NA	NA
RC - 2- Wire Voice Grade Loop - Zone 1	UEPLX	NA	\$14.90	\$10.80	NA	\$14.05	NA	NA	NA	\$15.92
RC - 2- Wire Voice Grade Loop - Zone 2	UEPLX	NA	\$18.51	\$12.47	NA	\$24.14	NA	NA	NA	\$20.79
RC - 2- Wire Voice Grade Loop - Zone 3	UEPLX	NA	\$24.25	\$19.83	NA	\$49.30	NA	NA	NA	\$27.18
RC - 2- Wire Voice Grade Loop - Zone 4	UEPLX	NA	NA	NA	NA	NA	NA	NA	NA	NA
Combination Rates										
RC - 2-Wire Voice Grade Loop with 2-Wire Line Port, Statewide	Note 8	NA	NA	NA	NA	NA	NA	\$28.18	NA	NA
RC - 2-Wire Voice Grade Loop with 2-Wire Line Port, Zone 1 (Note 6)	Note 8	NA	\$28.90	\$24.80	NA	\$28.05	NA	NA	NA	\$29.92
RC - 2-Wire Voice Grade Loop with 2-Wire Line Port, Zone 2 (Note 6)	Note 8	NA	\$32.51	\$26.47	NA	\$38.14	NA	NA	NA	\$34.79
RC - 2-Wire Voice Grade Loop with 2-Wire Line Port, Zone 3 (Note 6)	Note 8	NA	\$38.25	\$33.83	NA	\$63.30	NA	NA	NA	\$41.18
Nonrecurring Charges										
NRC - 2- wire voice grade unbundled port/loop combination - 1st, with change		NA	\$41.50	\$41.50	NA	\$41.50	NA	\$41.50	NA	\$41.50

BELLSOUTH/Xspedius RATES
 NETWORK ELEMENTS
 AND OTHER SERVICES
 LOOP/PORT COMBINATIONS

DESCRIPTION	USOC	AL	FL	GA	KY	LA	MS	NC	SC	TN
NRC - 2- wire voice grade unbundled port/loop combination - Add'l, with change		NA	\$41.50	\$41.50	NA	\$41.50	NA	\$41.50	NA	\$41.50
NRC - 2- wire voice grade unbundled port/loop combination - 1st, no change		NA	\$41.50	\$41.50	NA	\$41.50	NA	\$41.50	NA	\$41.50
NRC - 2- wire voice grade unbundled port/loop combination - Add'l, no change		NA	\$41.50	\$41.50	NA	\$41.50	NA	\$41.50	NA	\$41.50
NRC - 2-Wire Voice Grade Loop/Line Port Combination - Subsequent		NA	\$10.00	\$10.00	\$10.00	\$10.00	NA	\$10.00	NA	\$10.00
NRC - 2-Wire Voice Grade Loop/Line Port Combination - OSS LSR Charge, Electronic, per LSR received from the CLEC by one of the OSS interactive interfaces (Note 7)	SOME C	NA	\$2.75	\$3.50	NA	\$3.50	NA	\$3.50	NA	\$3.50
NRC - 2-Wire Voice Grade Loop/Line Port Combination - Incremental Cost - Manual Svc.Order vs. Electronic - 1st	SOMAN	NA	\$21.56	\$33.67	NA	\$31.92	NA	\$40.18	NA	\$30.89
NRC - 2-Wire Voice Grade Loop/Line Port Combination - Incremental Cost - Manual Svc.Order vs. Electronic - Add'l	SOMAN	NA	\$21.56	\$7.88	NA	\$7.32	NA	\$9.45	NA	\$7.03
NRC- 2 Wire Voice Grade Loop/Line Port Combination - Subsequent Database Update Electronic		NA	TBD	TBD	NA	\$2.11	NA	\$1.42	NA	TBD
NRC- 2 Wire Voice Grade Loop/Line Port Combination - Subsequent Database Update Manual Service Order		NA	TBD	TBD	NA	\$5.12	NA	\$10.27	NA	TBD
NRC - Electronic Service Order Disconnect		NA	\$0.42	NA	NA	NA	NA	NA	NA	NA
NRC - Incremental Manual Service Order Disconnect		NA	\$3.84	\$20.00	NA	\$20.00	NA	\$20.00	NA	\$20.00
COST BASED RATES (Notes 2 & 3)										
Currently Combined										
2-Wire Voice Grade Loop with 2-Wire Line Port										
2-Wire Voice Grade Line Port (Res.), per month										
2- wire voice unbundled port - residence	UEPRL	\$2.20	\$1.35	\$1.79	\$2.61	\$2.55	\$2.12	\$2.28	\$3.69	\$4.54
2-wire voice unbundled port with caller ID - residence	UEPRC	\$2.20	\$1.35	\$1.79	\$2.61	\$2.55	\$2.12	\$2.28	\$3.69	\$4.54
2-wire voice unbundled port outgoing only - residence	UEPRO	\$2.20	\$1.35	\$1.79	\$2.61	\$2.55	\$2.12	\$2.28	\$3.69	\$4.54
2-wire voice grade unbundled Alabama extended local dialing parity port with caller ID	UEPAR	\$2.20	NA	NA	NA	NA	NA	NA	NA	NA
2-wire voice grade unbundled Kentucky extended local dialing parity port with caller ID	UEPRM	NA	NA	NA	\$2.61	NA	NA	NA	NA	NA
2-wire voice grade unbundled Louisiana extended local dialing parity port with caller ID	UEPAS	NA	NA	NA	NA	\$2.55	NA	NA	NA	NA
2-wire voice grade unbundled Mississippi extended local dialing parity port with caller ID	UEPAT	NA	NA	NA	NA	NA	\$2.12	NA	NA	NA
2-wire voice grade unbundled South Carolina extended local dialing parity port with caller ID	UEPAU	NA	NA	NA	NA	NA	NA	NA	\$3.69	NA
2-wire voice grade unbundled Tennessee extended local dialing parity port with caller ID	UEPAQ	NA	NA	NA	NA	NA	NA	NA	NA	\$4.54
2-wire voice unbundled Florida area calling with caller ID - residence	UEPAF	NA	\$1.35	NA	NA	NA	NA	NA	NA	NA
2-wire voice unbundled Louisiana Area Plus with caller ID - residence (RUL)	UEPAG	NA	NA	NA	NA	\$2.55	NA	NA	NA	NA
2-wire voice unbundled Louisiana Area Plus with caller ID - residence (AC7)	UEPAH	NA	NA	NA	NA	\$2.55	NA	NA	NA	NA
2-wire voice unbundled South Carolina Area Calling port with Caller ID - residence (LW8)	UEPAJ	NA	NA	NA	NA	NA	NA	NA	\$3.69	NA
2-wire voice unbundled Tennessee Area Calling port with Caller ID - residence (F2R)	UEPAK	NA	NA	NA	NA	NA	NA	NA	NA	\$4.54
2-wire voice unbundled Tennessee Area Calling port with Caller ID - residence (TACER)	UEPAL	NA	NA	NA	NA	NA	NA	NA	NA	\$4.54
2-wire voice unbundled Tennessee Area Calling port with Caller ID - residence (TACSR)	UEPAM	NA	NA	NA	NA	NA	NA	NA	NA	\$4.54
2-wire voice unbundled Tennessee Area Calling port with Caller ID - residence (1MF2X)	UEPAN	NA	NA	NA	NA	NA	NA	NA	NA	\$4.54
2-wire voice unbundled Tennessee Area Calling port with Caller ID - residence (2MR)	UEPAO	NA	NA	NA	NA	NA	NA	NA	NA	\$4.54

BELLSOUTH/Xspedius RATES
 NETWORK ELEMENTS
 AND OTHER SERVICES
 LOOP/PORT COMBINATIONS

Attachment 2
 Exhibit C
 Rates - Page 5

DESCRIPTION	USOC	AL	FL	GA	KY	LA	MS	NC	SC	TN
2-wire voice unbundled res, low usage line port with Caller ID (LUM)	UEPAP	\$2.20	\$1.35	\$1.79	\$2.61	\$2.55	\$2.12	\$2.28	\$3.69	\$4.54
2-Wire Voice Grade Line Port (Bus.), per month										
2-wire voice unbundled port without Caller ID	UEPBL	\$2.20	\$1.35	\$1.79	\$2.61	\$2.55	\$2.12	\$2.28	\$3.69	\$4.54
2-wire voice unbundled port with unbundled port with Caller+E484 IC	UEPBC	\$2.20	\$1.35	\$1.79	\$2.61	\$2.55	\$2.12	\$2.28	\$3.69	\$4.54
2-wire voice unbundled outgoing only port	UEPBO	\$2.20	\$1.35	\$1.79	\$2.61	\$2.55	\$2.12	\$2.28	\$3.69	\$4.54
2-wire voice grade unbundled Alabama extended local dialing parity port with caller ID	UEPAW	\$2.20	NA	NA	NA	NA	NA	NA	NA	NA
2-wire voice grade unbundled Kentucky extended local dialing parity port with caller ID	UEPBM	NA	NA	NA	\$2.61	NA	NA	NA	NA	NA
2-wire voice grade unbundled Louisiana extended local dialing parity port with caller ID	UEPAX	NA	NA	NA	NA	\$2.55	NA	NA	NA	NA
2-wire voice grade unbundled Mississippi extended local dialing parity port with caller ID	UEPAY	NA	NA	NA	NA	NA	\$2.12	NA	NA	NA
2-wire voice grade unbundled South Carolina extended local dialing parity port with caller ID	UEPAZ	NA	NA	NA	NA	NA	NA	NA	\$3.69	NA
2-wire voice grade unbundled Tennessee extended local dialing parity port with caller ID	UEPAV	NA	NA	NA	NA	NA	NA	NA	NA	\$4.54
2-wire voice unbundled incoming only port with Caller IC	UEPB1	\$2.20	\$1.35	\$1.79	\$2.61	\$2.55	\$2.12	\$2.28	\$3.69	\$4.54
2-wire voice unbundled LA Bus Area Calling Port with Caller ID (BUC)	UEPAA	NA	NA	NA	NA	\$2.55	NA	NA	NA	NA
2-wire voice unbundled SC Bus Area Calling Port with Caller ID (LMB)	UEPAB	NA	NA	NA	NA	NA	NA	NA	\$3.69	NA
2-wire voice unbundled TN Bus 2-Way Area Calling Port Economy Option (TACC1)	UEPAC	NA	NA	NA	NA	NA	NA	NA	NA	\$4.54
2-wire voice unbundled TN Bus 2-Way Area Calling Port Standard Option (TACC2)	UEPAD	NA	NA	NA	NA	NA	NA	NA	NA	\$4.54
2-wire voice unbundled TN Bus 2-WAY Collierville and Memphis Local Calling Port (B2F)	UEPAE	NA	NA	NA	NA	NA	NA	NA	NA	\$4.54
2-Wire Voice Grade Loop (SL1)										
RC - 2- Wire Voice Grade Loop - Statewide	UEPLX	NA	NA	NA	NA	NA	NA	\$14.18	NA	NA
RC - 2- Wire Voice Grade Loop - Zone 1	UEPLX	\$14.35	\$14.90	\$10.80	\$14.79	\$14.05	\$14.59	NA	\$17.02	\$12.48
RC - 2- Wire Voice Grade Loop - Zone 2	UEPLX	\$23.31	\$18.51	\$12.47	\$27.68	\$24.14	\$19.33	NA	\$25.66	\$14.42
RC - 2- Wire Voice Grade Loop - Zone 3	UEPLX	\$42.24	\$24.25	\$19.83	\$47.78	\$49.30	\$27.63	NA	\$33.99	\$21.77
RC - 2- Wire Voice Grade Loop - Zone 4	UEPLX	NA	NA	NA	NA	NA	\$36.47	NA	NA	NA
Combination Rates										
RC - 2-Wire Voice Grade Loop with 2-Wire Line Port, Statewide	Note 8	NA	NA	NA	NA	NA	NA	\$16.46	NA	NA
RC - 2-Wire Voice Grade Loop with 2-Wire Line Port, Zone 1 (Note 6)	Note 8	\$16.55	\$16.25	\$12.59	\$17.40	\$16.60	\$16.71	NA	\$20.71	\$17.02
RC - 2-Wire Voice Grade Loop with 2-Wire Line Port, Zone 2 (Note 6)	Note 8	\$25.51	\$19.86	\$14.26	\$30.29	\$26.69	\$21.45	NA	\$29.35	\$18.96
RC - 2-Wire Voice Grade Loop with 2-Wire Line Port, Zone 3 (Note 6)	Note 8	\$44.44	\$25.60	\$21.62	\$50.39	\$51.85	\$29.75	NA	\$37.68	\$26.31
RC - 2-Wire Voice Grade Loop with 2-Wire Line Port, Zone 4 (Note 6)	Note 8	NA	NA	NA	NA	NA	\$38.59	NA	NA	NA
Nonrecurring Charges										
NRC - 2-Wire Voice Grade Loop/Line Port Combination - 1st, Switch as is	USAC2	\$2.80	\$0.1964	\$2.01	\$10.00	\$3.80	\$5.20	\$2.77	\$1.59	\$1.03
NRC - 2-Wire Voice Grade Loop/Line Port Combination - Add'l, Switch as is	USAC2	\$0.41	\$0.1964	\$0.3108	\$10.00	\$0.29	\$0.41	\$0.40	\$0.40	\$0.2886
NRC - 2-Wire Voice Grade Loop/Line Port Combination - 1st, Switch with change	USACC	\$2.80	\$0.1964	\$2.01	\$10.00	\$3.80	\$5.20	\$2.77	\$1.59	\$1.03
NRC - 2-Wire Voice Grade Loop/Line Port Combination - Add'l, Switch with change	USACC	\$0.41	\$0.1964	\$0.3108	\$10.00	\$0.29	\$0.41	\$0.40	\$0.40	\$0.2886
NRC - 2-Wire Voice Grade Loop/Line Port Combination - Subsequent	USAS2	\$10.00	\$10.00	\$10.00	\$10.00	\$10.00	\$10.00	\$10.00	\$10.00	\$10.00
NRC - 2-Wire Voice Grade Loop/Line Port Combination - OSS LSR Charge, Electronic, per LSR received from the CLEC by one of the OSS interactive interfaces (Note 7)	SOME C	\$3.50	\$2.75	\$3.50	\$3.50	\$3.50	\$3.50	\$3.50	\$3.50	\$3.50
NRC - 2-Wire Voice Grade Loop/Line Port Combination - Incremental Cost - Manual Svc.Order vs. Electronic - 1st	SOMAN	\$40.71	\$21.56	\$33.67	\$19.99	\$31.92	\$43.52	\$40.18	\$43.19	\$30.89
NRC - 2-Wire Voice Grade Loop/Line Port Combination - Incremental Cost - Manual Svc.Order vs. Electronic - Add'l	SOMAN	\$9.58	\$21.56	\$7.88	\$19.99	\$7.32	\$9.99	\$9.45	\$9.91	\$7.03
NRC- 2 Wire Voice Grade Loop/Line Port Combination - Subsequent Database Update Electronic		\$1.44	TBD	TBD	TBD	\$2.11	\$2.87	\$1.42	\$0.71	\$0.76
NRC- 2 Wire Voice Grade Loop/Line Port Combination - Subsequent Database Update Manual Service Order		\$8.25	TBD	TBD	TBD	\$5.12	\$6.88	\$10.27	\$8.91	\$7.97
NRC - Electronic Service Order Disconnect		NA	\$0.42	NA	NA	NA	NA	NA	NA	NA
NRC - Incremental Manual Service Order Disconnect		\$20.00	\$3.84	\$20.00	\$20.00	\$20.00	\$20.00	\$20.00	\$20.00	\$20.00
NRCs for New (not Currently Combined) as ordered in Georgia										

BELLSOUTH/Xspedius RATES
NETWORK ELEMENTS
AND OTHER SERVICES
LOOP/PORT COMBINATIONS

DESCRIPTION	USOC	AL	FL	GA	KY	LA	MS	NC	SC	TN
NRC - 2-Wire Voice Grade Loop with 2-Wire Line Port - New - 1s	UEPRL	NA	NA	\$22.14	NA	NA	NA	NA	NA	NA
NRC - 2-Wire Voice Grade Loop with 2-Wire Line Port - New - Add'	UEPRL	NA	NA	\$15.25	NA	NA	NA	NA	NA	NA
NRC - 2-Wire Voice Grade Loop with 2-Wire Line Port - New - 1s	UEPRC	NA	NA	\$22.14	NA	NA	NA	NA	NA	NA
NRC - 2-Wire Voice Grade Loop with 2-Wire Line Port - New - Add'	UEPRC	NA	NA	\$15.25	NA	NA	NA	NA	NA	NA
NRC - 2-Wire Voice Grade Loop with 2-Wire Line Port - New - 1s	UEPRO	NA	NA	\$22.14	NA	NA	NA	NA	NA	NA
NRC - 2-Wire Voice Grade Loop with 2-Wire Line Port - New - Add'	UEPRO	NA	NA	\$15.25	NA	NA	NA	NA	NA	NA
NRC - 2-Wire Voice Grade Loop with 2-Wire Line Port - New - 1s	UEPAP	NA	NA	\$22.14	NA	NA	NA	NA	NA	NA
NRC - 2-Wire Voice Grade Loop with 2-Wire Line Port - New - Add'	UEPAP	NA	NA	\$15.25	NA	NA	NA	NA	NA	NA
NRC - 2-Wire Voice Grade Loop with 2-Wire Line Port - New - 1s	UEPBL	NA	NA	\$22.14	NA	NA	NA	NA	NA	NA
NRC - 2-Wire Voice Grade Loop with 2-Wire Line Port - New - Add'l	UEPBL	NA	NA	\$15.25	NA	NA	NA	NA	NA	NA
NRC - 2-Wire Voice Grade Loop with 2-Wire Line Port - New - 1s	UEPBC	NA	NA	\$22.14	NA	NA	NA	NA	NA	NA
NRC - 2-Wire Voice Grade Loop with 2-Wire Line Port - New - Add'	UEPBC	NA	NA	\$15.25	NA	NA	NA	NA	NA	NA
NRC - 2-Wire Voice Grade Loop with 2-Wire Line Port - New - 1s	UEPBO	NA	NA	\$22.14	NA	NA	NA	NA	NA	NA
NRC - 2-Wire Voice Grade Loop with 2-Wire Line Port - New - Add'	UEPBO	NA	NA	\$15.25	NA	NA	NA	NA	NA	NA
NRC - 2-Wire Voice Grade Loop with 2-Wire Line Port - New - 1s	UEPB1	NA	NA	\$22.14	NA	NA	NA	NA	NA	NA
NRC - 2-Wire Voice Grade Loop with 2-Wire Line Port - New - Add'	UEPB1	NA	NA	\$15.25	NA	NA	NA	NA	NA	NA
NRC - 2-Wire Voice Grade Loop/Line Port Combination - Subsequent	USAS2	NA	NA	\$10.00	NA	NA	NA	NA	NA	NA
NRC - 2-Wire Voice Grade Loop with 2-Wire Line Port - New - Disconnect - 1s		NA	NA	\$8.45	NA	NA	NA	NA	NA	NA
NRC - 2-Wire Voice Grade Loop with 2-Wire Line Port - New - Disconnect - Add'		NA	NA	\$3.91	NA	NA	NA	NA	NA	NA
NRC - 2-Wire Voice Grade Loop/Line Port Combination - OSS LSR Charge, Electronic, per LSR received from the CLEC by one of the OSS interactive interfaces (Note 7)	SOMEK	NA	NA	\$3.50	NA	NA	NA	NA	NA	NA
NRC - 2-Wire Voice Grade Loop with 2-Wire Line Port - Incremental Cost Manual vs. Electronic - New - 1st		NA	NA	\$37.06	NA	NA	NA	NA	NA	NA
NRC - 2-Wire Voice Grade Loop with 2-Wire Line Port - Incremental Cost Manual vs. Electronic - New - Add'l		NA	NA	\$8.19	NA	NA	NA	NA	NA	NA
NRC - 2 Wire Voice Grade Loop/Line Port Combination - Subsequent Database Update Electronic		NA	NA	TBD	NA	NA	NA	NA	NA	NA
NRC - 2 Wire Voice Grade Loop/Line Port Combination - Subsequent Database Update Manual Service Order		NA	NA	TBD	NA	NA	NA	NA	NA	NA
NRC - 2-Wire Voice Grade Loop with 2-Wire Line Port - Incremental Cost Manual vs. Electronic - New - Disconnect		NA	NA	\$11.17	NA	NA	NA	NA	NA	NA
2- Wire Voice Grade Loop - Bus Only with 2-Wire DID Trunk Port										
2 - Wire Line Port - DID Trunk Port, per month	UEPD1	TBD	\$9.36	\$11.35	\$10.84	\$13.12	\$14.63	\$12.12	TBD	\$8.78
2-Wire Voice Grade Loop (SL2)										
RC - 2- Wire Voice Grade Loop - Statewide	UECD1	NA	NA	NA	NA	NA	NA	\$11.76	NA	NA
RC - 2- Wire Voice Grade Loop - Zone 1	UECD1	\$17.95	\$18.48	\$16.84	\$17.78	\$17.65	\$18.35	NA	\$21.57	\$9.60
RC - 2- Wire Voice Grade Loop - Zone 2	UECD1	\$29.16	\$22.43	\$19.45	\$23.96	\$30.32	\$24.33	NA	\$32.53	\$11.09
RC - 2- Wire Voice Grade Loop - Zone 3	UECD1	\$52.84	\$27.87	\$30.92	\$34.96	\$61.93	\$34.77	NA	\$43.08	\$16.74
RC - 2- Wire Voice Grade Loop - Zone 4	UECD1	NA	NA	NA	NA	NA	\$45.88	NA	NA	NA
Combination Rates										
RC - 2-Wire Voice Grade Loop with 2-Wire DID Port, Statewide	Note 8	NA	NA	NA	NA	NA	NA	\$23.79	NA	NA
RC - 2-Wire Voice Grade Loop with 2-Wire DID Port, Zone 1 (Note 6)	Note 8	28.72	\$27.84	\$28.19	28.72	\$30.77	28.72	NA	28.72	\$18.38
RC - 2-Wire Voice Grade Loop with 2-Wire DID Port, Zone 2 (Note 6)	Note 8	34.91	\$31.79	\$30.80	34.91	\$43.44	34.91	NA	34.91	\$19.87
RC - 2-Wire Voice Grade Loop with 2-Wire DID Port, Zone 3 (Note 6)	Note 8	45.9	\$37.23	\$42.27	45.9	\$75.05	45.9	NA	45.9	\$25.52
RC - 2-Wire Voice Grade Loop with 2-Wire DID Port, Zone4 (Note 6)	Note 8	NA	NA	NA	NA	NA	TBD	NA	NA	NA
NRC- 2- Wire Voice Grade Loop with 2- Wire DID Port - Conversion - Switch As Is - 1st port	USAC1	\$14.62	\$14.62	\$166.08	TBD	\$14.60	\$14.60	\$13.26	\$14.62	\$8.76
NRC- 2- Wire Voice Grade Loop with 2- Wire DID Port - Conversion - Switch As Is Each Addl Port	USAC1	\$3.73	\$3.73	\$140.01	TBD	\$3.72	\$3.72	\$8.39	\$3.73	\$5.75

BELLSOUTH/Xspedius RATES
NETWORK ELEMENTS
AND OTHER SERVICES
LOOP/PORT COMBINATIONS

DESCRIPTION	USOC	AL	FL	GA	KY	LA	MS	NC	SC	TN
NRC- 2- Wire Voice Grade Loop with 2- Wire DID Port - Conversion with changes - 1st port	USA1C	\$14.62	\$14.62	\$166.08	TBD	\$14.60	\$14.60	\$13.26	\$14.62	\$8.76
NRC- 2- Wire Voice Grade Loop with 2- Wire DID Port - Conversion with changes - Each Addl port	USA1C	\$3.73	\$3.73	\$140.01	TBD	\$3.72	\$3.72	\$8.39	\$3.73	\$5.75
NRC - 2-Wire DID Subsequent Activity - Per Svc Order - Add Trunks, Per Trunk	USAS1	\$53.57	\$53.57	NA	NA	\$53.50	\$53.50	NA	\$53.57	NA
NRC - 2-Wire Voice Grade Loop/Line Port Combination - OSS LSR Charge, Electronic, per LSR received from the CLEC by one of the OSS interactive interfaces (Note 7)	SOME C	\$3.50	\$2.75	\$3.50	\$3.50	\$3.50	\$3.50	\$3.50	\$3.50	\$3.50
NRC- 2- Wire Voice Grade Loop with 2- Wire DID Port - Incremental Cost- Manual Service Order - 1st	SOMAN	\$19.99	\$21.56	\$37.88	\$19.99	\$19.99	\$19.99	\$53.89	\$19.99	\$41.43
NRC- 2- Wire Voice Grade Loop with 2- Wire DID Port - Incremental Cost- Manual Service Order - Addl	SOMAN	\$19.99	\$21.56	\$16.84	\$19.99	\$19.99	\$19.99	\$11.34	\$19.99	\$9.80
NRC - Electronic Service Order Disconnect		\$0.42	\$0.42	\$0.42	\$0.42	\$0.42	\$0.42	\$0.42	\$0.42	\$0.42
NRC - Incremental Manual Service Order Disconnect		\$20.00	\$3.84	\$20.00	\$20.00	\$20.00	\$20.00	\$20.00	\$20.00	\$20.00
Telephone Number/Trunk Group Establishment										
DID Trunk Termination (one required per port)	NDT	\$0.00	\$0.00	\$0.00	\$0.00	\$0.00	\$0.00	\$0.00	\$0.00	\$0.00
DID Numbers, Establish Trunk Group and Provide First Group of 20 DID Numbers (FL, GA, NC, & SC only)	NDZ	\$0.00	\$0.00	\$0.00	\$0.00	\$0.00	\$0.00	\$0.00	\$0.00	\$0.00
DID Numbers, Establish Trunk Group and Provide First Group of 20 DID Numbers (AL, KY, LA, MS, & TN). In addition, Provides Additional DID Numbers for each Group of 20 DID Numbers (Valid in All States)	ND4	\$0.00	\$0.00	\$0.00	\$0.00	\$0.00	\$0.00	\$0.00	\$0.00	\$0.00
DID Numbers, non-consecutive	ND5	\$0.00	\$0.00	\$0.00	\$0.00	\$0.00	\$0.00	\$0.00	\$0.00	\$0.00
2-Wire ISDN Digital Grade Loop with 2-wire ISDN Digital Port										
2-wire ISDN Digital Port per month	UEPPB	\$16.42	\$8.51	\$13.47	\$12.99	\$11.42	\$51.91	\$24.37	\$33.74	\$18.21
2-Wire ISDN Digital Grade Loop										
RC - 2-Wire ISDN Digital Grade Loop - Statewide	USL2X	NA	NA	NA	NA	NA	NA	\$19.08	NA	NA
RC - 2-Wire ISDN Digital Grade Loop - Zone 1	USL2X	\$23.23	\$22.48	\$21.89	\$22.41	\$28.87	\$21.86	NA	\$26.68	\$16.20
RC - 2-Wire ISDN Digital Grade Loop - Zone 2	USL2X	\$37.74	\$27.90	\$25.27	\$31.10	\$37.63	\$28.97	NA	\$40.24	\$18.71
RC - 2-Wire ISDN Digital Grade Loop - Zone 3	USL2X	\$68.38	\$30.78	\$40.17	\$42.36	\$48.42	\$41.40	NA	\$53.29	\$28.25
RC - 2-Wire ISDN Digital Grade Loop - Zone 4	USL2X	NA	NA	NA	NA	NA	\$54.64	NA	NA	NA
Combination Rates										
RC - 2-Wire ISDN Digital Grade Loop with 2-wire ISDN Digital Port - Statewide	Note 8	NA	NA	NA	NA	NA	NA	\$43.45	NA	NA
RC - 2-Wire ISDN Digital Grade Loop with 2-wire ISDN Digital Port - Zone 1	Note 8	\$39.65	\$30.99	\$35.36	\$34.40	\$34.84	\$73.77	NA	\$60.42	\$34.41
RC - 2-Wire ISDN Digital Grade Loop with 2-wire ISDN Digital Port - Zone 2	Note 8	\$54.16	\$36.41	\$38.74	\$44.10	\$43.20	\$80.78	NA	\$73.98	\$36.92
RC - 2-Wire ISDN Digital Grade Loop with 2-wire ISDN Digital Port - Zone 3	Note 8	\$84.80	\$39.30	\$53.64	\$55.35	\$59.69	\$93.31	NA	\$87.03	\$46.46
RC - 2-Wire ISDN Digital Grade Loop with 2-wire ISDN Digital Port - Zone 4	Note 8	NA	NA	NA	NA	NA	\$106.55	NA	NA	NA
NRC - 2-Wire ISDN Digital Grade Loop/2-wire ISDN Digital Port - 1st conversion	USACB	\$79.12	\$86.79	\$239.95	\$79.12	\$79.01	\$79.12	\$174.35	\$79.12	\$117.23
NRC - 2-Wire ISDN Digital Grade Loop/2-wire ISDN Digital Port - Add'l conversion	USACB	\$54.04	\$54.04	\$156.92	\$54.04	\$53.97	\$54.04	\$174.35	\$54.04	\$117.23
NRC - 2-Wire ISDN Digital Grade Loop/2-wire ISDN Digital Port - Non Feature Subsequent Activity	USASB	\$53.50	\$53.50	\$53.50	\$53.50	\$53.50	\$53.50	\$53.50	\$53.50	\$212.88
NRC - 2-Wire Voice Grade Loop/Line Port Combination - OSS LSR Charge, Electronic, per LSR received from the CLEC by one of the OSS interactive interfaces (Note 7)	SOME C	\$3.50	\$2.75	\$3.50	\$3.50	\$3.50	\$3.50	\$3.50	\$3.50	\$3.50
NRC - 2-Wire ISDN Digital Grade Loop/2-wire ISDN Digital Port - Incremental Cost- Manual Service Order - 1st	SOMAN	\$19.99	\$21.56	\$19.99	\$19.99	\$19.99	\$19.99	\$19.99	\$19.99	\$19.99
NRC - 2-Wire ISDN Digital Grade Loop/2-wire ISDN Digital Port - Incremental Cost- Manual Service Order - Addl	SOMAN	\$19.99	\$21.56	\$19.99	\$19.99	\$19.99	\$19.99	\$19.99	\$19.99	\$19.99
NRC - Electronic Service Order Disconnect		\$0.42	\$0.42	\$0.42	\$0.42	\$0.42	\$0.42	\$0.42	\$0.42	\$0.42
NRC - Incremental Manual Service Order Disconnect		\$20.00	\$3.84	\$20.00	\$20.00	\$20.00	\$20.00	\$20.00	\$20.00	\$20.00
4 - Wire DS1 Digital Loop with 4 - Wire ISDN DS1 Digital Trunk Port										
4 - Wire ISDN DS1 Digital Trunk Port	UEPPP	\$186.02	\$95.39	\$163.16	\$113.21	\$107.55	\$213.21	\$179.01	\$214.79	\$78.40

BELLSOUTH/Xspedius RATES
 NETWORK ELEMENTS
 AND OTHER SERVICES
 LOOP/PORT COMBINATIONS

DESCRIPTION	USOC	AL	FL	GA	KY	LA	MS	NC	SC	TN
4 - Wire DS1 Digital Loop										
RC - 4-Wire DS1 Digital Loop - Statewide	USL4P	NA	NA	NA	NA	NA	NA	\$62.71	NA	NA
RC - 4-Wire DS1 Digital Loop - Zone 1	USL4P	\$51.74	\$92.48	\$55.53	\$106.04	\$100.70	\$50.99	NA	\$59.61	\$57.73
RC - 4-Wire DS1 Digital Loop - Zone 2	USL4P	\$84.05	\$119.68	\$3.21	\$135.15	\$129.12	\$67.58	NA	\$89.90	\$75.40
RC - 4-Wire DS1 Digital Loop - Zone 3	USL4P	\$152.29	\$194.70	\$101.93	\$186.26	\$344.16	\$96.58	NA	\$119.06	\$98.59
RC - 4-Wire DS1 Digital Loop - Zone 4	USL4P	NA	NA	NA	NA	NA	\$127.47	NA	NA	NA
Combination Rates										
RC - 4-Wire DS1 Digital Loop with 4-wire ISDN DS1 Digital Port - Statewide	Note 8	NA	NA	NA	NA	NA	NA	\$241.72	NA	NA
RC - 4-Wire DS1 Digital Loop with 4-wire ISDN DS1 Digital Port - Zone 1	Note 8	\$237.76	\$187.87	\$218.69	\$219.25	\$208.25	\$264.20	NA	\$274.40	\$136.13
RC - 4-Wire DS1 Digital Loop with 4-wire ISDN DS1 Digital Port - Zone 2	Note 8	\$270.07	\$215.07	\$227.29	\$248.36	\$236.67	\$280.79	NA	\$304.69	\$153.80
RC - 4-Wire DS1 Digital Loop with 4-wire ISDN DS1 Digital Port - Zone 3	Note 8	\$338.31	\$290.08	\$265.09	\$299.47	\$451.57	\$309.79	NA	\$333.85	\$176.99
RC - 4-Wire DS1 Digital Loop with 4-wire ISDN DS1 Digital Port - Zone 4	Note 8	NA	NA	NA	NA	NA	\$340.68	NA	NA	NA
Local Number Portability										
Local Number Portability (1 per port)	LNPCN	\$1.75	\$1.75	\$1.75	\$1.75	\$1.75	\$1.75	\$1.75	\$1.75	\$1.75
Interface (Provisioning Only)										
Voice/Data	PR71V	\$0.00	\$0.00	\$0.00	\$0.00	\$0.00	\$0.00	\$0.00	\$0.00	\$0.00
Digital Data	PR71D	\$0.00	\$0.00	\$0.00	\$0.00	\$0.00	\$0.00	\$0.00	\$0.00	\$0.00
Inward Data	PR71E	\$0.00	\$0.00	\$0.00	\$0.00	\$0.00	\$0.00	\$0.00	\$0.00	\$0.00
Non-Recurring Charges										
NRC - 4-Wire DS1 Digital Loop with 4-wire ISDN DS1 Digital Port Combination - 1st conversion	USACP	\$240.30	\$247.97	\$269.96	\$240.30	\$239.95	\$240.30	\$481.51	\$240.30	\$328.53
NRC - 4-Wire DS1 Digital Loop with 4-wire ISDN DS1 Digital Port Combination - Add'l conversion	USACP	\$157.17	\$157.17	\$269.96	\$157.17	\$156.94	\$157.17	\$481.51	\$157.17	\$328.53
NRC - 4 - Wire DS1 Digital Loop with 4 - Wire ISDN DS1 Digital Trunk Port - Subsequent Channel Activation - Per Channel	USASP	\$29.06	\$29.06	\$28.71	\$29.06	\$29.01	\$29.06	\$36.92	\$29.06	\$28.39
NRC - 4-Wire DS1 Digital Loop with 4-wire ISDN DS1 Digital Port Combination - Subsequent Inward/2-way Telephone Numbers	PR7TG	\$0.98	\$0.9804	\$0.9686	\$0.98	\$0.98	\$0.98	\$1.17	\$0.98	\$0.9353
NRC - 4-Wire DS1 Digital Loop with 4-wire ISDN DS1 Digital Port Combination - Subsequent Outward Telephone numbers	PR7TP	\$23.02	\$23.02	\$22.75	\$23.02	\$22.99	\$23.02	\$28.17	\$23.02	\$22.36
NRC - 4-Wire DS1 Digital Loop with 4-wire ISDN DS1 Digital Port Combination - Subsequent Inward Telephone Numbers	PR7ZT	\$46.05	\$46.05	\$45.49	\$46.05	\$45.98	\$46.05	\$56.33	\$46.05	\$44.71
NRC - 4-Wire DS1 Digital Loop with 4-wire ISDN DS1 Digital Port Combination - Subsequent Service Order Per Order	USASP	\$147.47	\$147.47	\$147.47	\$147.47	\$147.47	\$147.47	\$255.25	\$147.47	\$189.76
NRC - 2-Wire Voice Grade Loop/Line Port Combination - OSS LSR Charge, Electronic, per LSR received from the CLEC by one of the OSS interactive interfaces (Note 7)	SOMEK	\$3.50	\$2.75	\$3.50	\$3.50	\$3.50	\$3.50	\$3.50	\$3.50	\$3.50
NRC - 4-Wire DS1 Digital Loop with 4-wire ISDN Digital Port - Incremental Cost-Manual Service Order - 1st	SOMAN	\$19.99	\$21.56	\$19.99	\$19.99	\$19.99	\$19.99	\$19.99	\$19.99	\$19.99
NRC - 4-Wire ISDN Digital Loop with 4-wire ISDN Digital Port - Incremental Cost-Manual Service Order - Addl	SOMAN	\$19.99	\$21.56	\$19.99	\$19.99	\$19.99	\$19.99	\$19.99	\$19.99	\$19.99
NRC - Electronic Service Order Disconnect		\$0.42	\$0.42	\$0.42	\$0.42	\$0.42	\$0.42	\$0.42	\$0.42	\$0.42
NRC - Incremental Manual Service Order Disconnect		\$20.00	\$3.84	\$20.00	\$20.00	\$20.00	\$20.00	\$20.00	\$20.00	\$20.00
4 - Wire DS1 Digital Loop with 4 - Wire DDITS Trunk Port										
4 - Wire DDITS Digital Trunk Port (Formerly DID Trunk Port)	UDD1T	\$130.23	\$63.31	\$120.80	\$83.28	\$149.27	\$146.46	\$123.65	TBD	\$120.00
4 - Wire DS1 Digital Loop	USLDC									
4 - Wire DS1 Digital Loop - Statewide	USLDC	NA	NA	NA	NA	NA	NA	\$62.71	NA	NA
4 - Wire DS1 Digital Loop - Zone 1	USLDC	\$51.74	\$64.69	\$55.53	\$106.04	\$56.32	\$50.99	NA	\$59.61	\$57.73
4 - Wire DS1 Digital Loop - Zone 2	USLDC	\$84.05	\$94.71	\$64.13	\$135.15	\$96.73	\$67.58	NA	\$89.90	\$75.40
4 - Wire DS1 Digital Loop - Zone 3	USLDC	\$152.29	\$208.93	\$101.93	\$186.26	\$197.57	\$96.58	NA	\$119.06	\$98.59
4 - Wire DS1 Digital Loop - Zone 4	USLDC	NA	NA	NA	NA	NA	\$127.47	NA	NA	NA
Combination Rates										
4 - Wire DS1 Digital Loop with 4 - Wire DDITS Trunk Port - Statewide	Note 8	NA	NA	NA	NA	NA	NA	\$186.36	NA	NA
4 - Wire DS1 Digital Loop with 4 - Wire DDITS Trunk Port - Zone 1	Note 8	\$181.97	\$128.00	\$176.33	\$189.32	\$205.59	\$197.45	NA	TBD	\$93.28
4 - Wire DS1 Digital Loop with 4 - Wire DDITS Trunk Port - Zone 2	Note 8	\$214.28	\$158.02	\$184.93	\$218.43	\$246.00	\$214.04	NA	TBD	\$110.95
4 - Wire DS1 Digital Loop with 4 - Wire DDITS Trunk Port - Zone 3	Note 8	\$282.52	\$272.24	\$222.73	\$269.54	\$346.84	\$243.04	NA	TBD	\$134.14
4 - Wire DS1 Digital Loop with 4 - Wire DDITS Trunk Port - Zone 4	Note 8	NA	NA	NA	NA	NA	\$273.93	NA	NA	NA

BELLSOUTH/Xspedius RATES
 NETWORK ELEMENTS
 AND OTHER SERVICES
 LOOP/PORT COMBINATIONS

Attachment 2
 Exhibit C
 Rates - Page 9

DESCRIPTION	USOC	AL	FL	GA	KY	LA	MS	NC	SC	TN
Local number Portability per DSO Activated	LNPCP	\$3.15	\$3.15	\$3.15	\$3.15	\$3.15	\$3.15	\$3.15	\$3.15	\$3.15
Central Office Terminating Point	CTG	\$0.00	\$0.00	\$0.00	\$0.00	\$0.00	\$0.00	\$0.00	\$0.00	\$0.00
Telephone Number / Trunk Group establishments										
Telephone Number for 2-Way Trunk Group	UDTGX	\$0.00	\$0.00	\$0.00	\$0.00	\$0.00	\$0.00	\$0.00	\$0.00	\$0.00
Telephone Number for 1-Way Outward Trunk Group	UDTGY	\$0.00	\$0.00	\$0.00	\$0.00	\$0.00	\$0.00	\$0.00	\$0.00	\$0.00
Telephone Number for 1-Way Inward Trunk Group Without DID	UDTGZ	\$0.00	\$0.00	\$0.00	\$0.00	\$0.00	\$0.00	\$0.00	\$0.00	\$0.00
DID Numbers, Establish Trunk Group and Provide First Group of 20 DID Numbers (FL, GA, NC, & SC only)	NDZ	\$0.00	\$0.00	\$0.00	\$0.00	\$0.00	\$0.00	\$0.00	\$0.00	\$0.00
DID Numbers, Establish Trunk Group and Provide First Group of 20 DID Numbers (AL, KY, LA, MS, & TN). In addition, Provides Additional DID Numbers for each Group of 20 DID Numbers (Valid in All States)	ND4	\$0.00	\$0.00	\$0.00	\$0.00	\$0.00	\$0.00	\$0.00	\$0.00	\$0.00
DID Numbers, Non- consecutive DID Numbers , Per Number	ND5	\$0.00	\$0.00	\$0.00	\$0.00	\$0.00	\$0.00	\$0.00	\$0.00	\$0.00
Interoffice Channel Mileage - (Dedicated DS1) FX/FCO for 4 - Wire DS1 Digital Loop with 4 - Wire DDITS Trunk Port										
Fixed cost 0-8 miles (Facilities Termination)	1LNO1	\$79.69	\$92.62	\$63.39	\$55.05	\$93.40	\$74.40	\$71.29	\$94.98	\$75.83
Additional costs per mile 0-8 miles	1LNOA	\$0.6920	\$0.2000	\$0.3068	\$0.4500	\$0.7831	\$0.6598	\$0.0783	\$0.7598	\$0.3525
Fixed cost 9-25 miles (Facilities Termination)	1LNO2	\$0.00	\$0.00	\$0.00	\$0.00	\$0.00	\$0.00	\$0.00	\$0.00	\$0.00
additional costs per mile 9-25 miles	1LNOB	\$0.6920	\$0.2000	\$0.3068	\$0.4500	\$0.7831	\$0.6598	\$0.0783	\$0.7598	\$0.3525
Fixed cost 25 + miles (Facilities Termination)	1LNO3	\$0.00	\$0.00	\$0.00	\$0.00	\$0.00	\$0.00	\$0.00	\$0.00	\$0.00
Additional costs 25 + miles	1LNOC	\$0.6920	\$0.2000	\$0.3068	\$0.4500	\$0.7831	\$0.6598	\$0.0783	\$0.7598	\$0.3525
Enhanced Performance Charges										
Enhanced Performance Charges - as negotiated in contract	UDTPC	TBN	TBN	TBN	TBN	TBN	TBN	TBN	TBN	TBN
Non-recurring Charges										
NRC - 4-Wire DS1 Digital Loop with 4-Wire DDITS Trunk Port Combination - OSS LSR Charge, Electronic, per LSR received from the CLEC by one of the OSS interactive interfaces (Note 7)	SOMEK	\$3.50	\$2.75	\$3.50	\$3.50	\$3.50	\$3.50	\$3.50	\$3.50	\$3.50
NRC- 4-Wire DS1 Digital Loop with 4-Wire DDITS Trunk Port - Incremental Cost-Manual Service Order - 1st	SOMAN	\$19.99	\$21.56	\$37.88	\$19.99	\$19.99	\$19.99	\$19.99	\$19.99	\$19.99
NRC- 4-Wire DS1 Digital Loop with 4-Wire DDITS Trunk Port - Incremental Cost-Manual Service Order - Add'l	SOMAN	\$19.99	\$21.56	\$16.84	\$19.99	\$19.99	\$19.99	\$19.99	\$19.99	\$19.99
NRC - Electronic Service Order Disconnect	TBD	\$0.42	TBD	TBD	TBD	TBD	TBD	TBD	TBD	TBD
NRC - Incremental Manual Service Order Disconnect	TBD	\$20.00	\$3.84	\$20.00	\$20.00	\$20.00	\$20.00	\$20.00	\$20.00	\$20.00
NRC -4 - Wire DS1 Digital Loop with 4 - Wire DDITS Trunk Port -Conversion - Switch as is - 1st	USAC4	TBD	\$268.82	\$269.96	\$261.15	\$266.76	TBD	\$490.38	TBD	\$312.91
NRC -4 - Wire DS1 Digital Loop with 4 - Wire DDITS Trunk Port - Conversion - Switch as is - Additional	USAC4	TBD	\$134.07	\$269.96	\$134.08	\$123.16	TBD	\$490.38	TBD	\$312.91
NRC -4 - Wire DS1 Digital Loop with 4 - Wire DDITS Trunk Port - Conversion with DS1 changes - 1st	USAWA	TBD	\$268.82	\$269.96	\$261.15	\$266.76	TBD	\$490.38	TBD	\$312.91
NRC -4 - Wire DS1 Digital Loop with 4 - Wire DDITS Trunk Port - Conversion with DS1 Changes - Additional	USAWA	TBD	\$134.07	\$269.96	\$134.08	\$123.16	TBD	\$490.38	TBD	\$312.91
NRC -4 - Wire DS1 Digital Loop with 4 - Wire DDITS Trunk Port - Conversion with Change - Trunks - 1st	USAWB	TBD	\$268.82	\$269.96	\$261.15	\$266.76	TBD	\$490.38	TBD	\$312.91
NRC -4 - Wire DS1 Digital Loop with 4 - Wire DDITS Trunk Port - Conversion with Change - Trunks - Additional	USAWB	TBD	\$134.07	\$269.96	\$134.08	\$123.16	TBD	\$490.38	TBD	\$312.91
NRC -4 - Wire DS1 Digital Loop with 4 - Wire DDITS Digital Trunk Port - Subsequent Service Activity Per Service Order	USAS4	TBD	\$54.00	\$147.47	TBD	\$68.57	TBD	\$127.63	TBD	\$94.88
NRC -4 - Wire DS1 Digital Loop with 4 - Wire DDITS Trunk Port - New - 1st	UDDIT	NA	NA	\$858.30	NA	NA	NA	NA	NA	NA
NRC -4 - Wire DS1 Digital Loop with 4 - Wire DDITS Trunk Port - New - Additional	UDDIT	NA	NA	\$514.02	NA	NA	NA	NA	NA	NA
NRC -4 - Wire DS1 Digital Loop with 4 - Wire DDITS Trunk Port - New - 1st - Disconnect	UDDIT	NA	NA	TBD	NA	NA	NA	NA	NA	NA
NRC -4 - Wire DS1 Digital Loop with 4 - Wire DDITS Trunk Port - New - Additional Disconnect	UDDIT	TBD	NA	TBD	TBD	NA	TBD	\$11.98	TBD	\$15.29
NRC -4 - Wire DS1 Digital Loop with 4 - Wire DDITS Trunk Port - Subsequent Channel Activation - Per Channel - 2-Way Trunk	UDTTA	TBD	\$28.96	\$28.71	\$28.96	\$26.60	TBD	\$146.91	TBD	\$108.67

DESCRIPTION	USOC	AL	FL	GA	KY	LA	MS	NC	SC	TN
NRC -4 - Wire DS1 Digital Loop with 4 - Wire DDITS Trunk Port - Subsequent Channel Activation - Per Channel - 1-Way Outward Trunk	UDTTB	TBD	\$28.96	\$28.71	\$28.96	\$26.60	TBD	\$146.91	TBD	\$108.67
NRC -4 - Wire DS1 Digital Loop with 4 - Wire DDITS Trunk Port - Subsequent Channel Activation - Per Channel - 1-Way Inward Trunk Without DID	UDTTC	TBD	\$28.96	\$28.71	\$28.96	\$26.60	TBD	\$146.91	TBD	\$108.67
NRC -4 - Wire DS1 Digital Loop with 4 - Wire DDITS Trunk Port - Subsequent Channel Activation - Per Channel - 1-Way Inward Trunk With DID	UDTTD	TBD	\$28.96	\$28.71	\$28.96	\$26.60	TBD	\$146.91	TBD	\$108.67
NRC -4 - Wire DS1 Digital Loop with 4 - Wire DDITS Trunk Port - Subsequent Channel Activation - Per Channel - 2-Way DID with User Transfer	UDTTE	TBD	\$28.96	\$28.71	\$28.96	\$26.60	TBD	\$146.91	TBD	\$108.67
NRC -4 - Wire DS1 Digital Loop with 4 - Wire DDITS Digital Trunk Port - Subsequent Signaling Changes		TBD	TBD	TBD	TBD	TBD	TBD	\$29.65	TBD	\$22.92
NRC -4 - Wire DS1 Digital Loop with 4 - Wire DDITS Digital Trunk Port - Subsequent Telephone Numbers		TBD	TBD	TBD	TBD	TBD	TBD	\$120.96	TBD	\$88.68
NRC - Interoffice Channel Mileage - (Dedicated DS1) FX/FCO for 4 - Wire DS1 Digital Loop with 4 - Wire DDITS Trunk Port Fixed cost 0-8 miles (Facilities Termination) - 1st - New Only	1LNO1	\$198.15	NA	\$147.07	NA	NA	NA	NA	NA	NA
NRC - Interoffice Channel Mileage - (Dedicated DS1) FX/FCO for 4 - Wire DS1 Digital Loop with 4 - Wire DDITS Trunk Port Fixed cost 0-8 miles (Facilities Termination) - Additional - New Only	1LNO2	\$148.18	NA	\$111.75	NA	NA	NA	NA	NA	NA
NRC - Interoffice Channel Mileage - (Dedicated DS1) FX/FCO for 4 - Wire DS1 Digital Loop with 4 - Wire DDITS Trunk Port Fixed cost 0-8 miles (Facilities Termination) - Disconnect - 1st - New Only	1LNO3	\$25.44	NA	NA	NA	NA	NA	NA	NA	NA
NRC - Interoffice Channel Mileage - (Dedicated DS1) FX/FCO for 4 - Wire DS1 Digital Loop with 4 - Wire DDITS Trunk Port Fixed cost 0-8 miles (Facilities Termination) - Disconnect Additional - New Only	1LNO4	\$20.42	NA	NA	NA	NA	NA	NA	NA	NA
BIPOLAR 8 ZERO SUSTITUTION										
NRC - Superframe Format - Conversion or new install 1st	CCOSF	\$0.00	\$0.00	\$0.00	\$0.00	\$0.00	\$0.00	\$0.00	\$0.00	\$0.00
NRC - Superframe Format - Conversion or new install Additional	CCOSF	\$0.00	\$0.00	\$0.00	\$0.00	\$0.00	\$0.00	\$0.00	\$0.00	\$0.00
NRC - Extended Superframe Format - Change or Subsequent Activity - 1st	CCOSF	\$0.00	\$0.00	\$0.00	\$0.00	\$0.00	\$0.00	\$0.00	\$0.00	\$0.00
NRC - Extended Superframe Format - Change or Subsequent Activity - Additional	CCOSF	\$600.00	\$655.00	\$600.00	\$730.00	\$605.00	\$600.00	\$615.00	\$605.00	\$590.00
NRC - Extended Superframe Format - Conversion or New Install 1st	CCOEF	\$0.00	\$0.00	\$0.00	\$0.00	\$0.00	\$0.00	\$0.00	\$0.00	\$0.00
NRC - Extended Superframe Format - Conversion or New Install - Additional	CCOEF	\$0.00	\$0.00	\$0.00	\$0.00	\$0.00	\$0.00	\$0.00	\$0.00	\$0.00
NRC - Extended Superframe Format - Change or Subsequent Activity - 1st	CCOEF	\$0.00	\$0.00	\$0.00	\$0.00	\$0.00	\$0.00	\$0.00	\$0.00	\$0.00
NRC - Extended Superframe Format - Change or Subsequent Activity - Additional	CCOEF	\$600.00	\$655.00	\$600.00	\$730.00	\$605.00	\$600.00	\$615.00	\$605.00	\$590.00
Alternate Mark Inversion (AMI)										
NRC - Superframe Format - 1st	MCOSF	\$0.00	\$0.00	\$0.00	\$0.00	\$0.00	\$0.00	\$0.00	\$0.00	\$0.00
NRC - Superframe Format - Additional	MCOSF	\$0.00	\$0.00	\$0.00	\$0.00	\$0.00	\$0.00	\$0.00	\$0.00	\$0.00
NRC - Extended Superframe Format - 1st	MCOPO	\$0.00	\$0.00	\$0.00	\$0.00	\$0.00	\$0.00	\$0.00	\$0.00	\$0.00
NRC - Extended Superframe Format - Additional	MCOPO	\$0.00	\$0.00	\$0.00	\$0.00	\$0.00	\$0.00	\$0.00	\$0.00	\$0.00
2-Wire Voice Grade Loop with 2-Wire Line Port PBX										
2-Wire Analog Line Port (PBX), per month										
2 WIRE VOICE UNBUNDLED COMBINATION 2-WAY PBX TRUNK - Residence	UEPRD	\$2.20	\$1.35	\$1.79	\$2.61	\$2.55	\$2.12	\$2.28	\$3.69	\$4.54
LINE SIDE UNBUNDLED COMBINATION 2-WAY PBX TRUNK - BUSINESS	UEPPC	\$2.20	\$1.35	\$1.79	\$2.61	\$2.55	\$2.12	\$2.28	\$3.69	\$4.54
LINE SIDE UNBUNDLED OUTWARD PBX TRUNK - BUSINESS	UEPPO	\$2.20	\$1.35	\$1.79	\$2.61	\$2.55	\$2.12	\$2.28	\$3.69	\$4.54
LINE SIDE UNBUNDLED INCOMING PBX TRUNK - BUSINESS	UEPP1	\$2.20	\$1.35	\$1.79	\$2.61	\$2.55	\$2.12	\$2.28	\$3.69	\$4.54
2-WIRE VOICE UNBUNDLED 2-WAY COMBINATION PBX ALABAMA CALLING PORT	UEPA2	\$2.20	NA	NA	NA	NA	NA	NA	NA	NA
2-WIRE VOICE UNBUNDLED 2-WAY COMBINATION PBX LOUISIANA CALLING PORT	UEPL2	NA	NA	NA	NA	\$2.55	NA	NA	NA	NA
2-WIRE VOICE UNBUNDLED PBX LD TERMINAL PORTS	UEPLD	\$2.20	\$1.35	\$1.79	\$2.61	\$2.55	\$2.12	\$2.28	\$3.69	\$4.54
2-WIRE VOICE UNBUNDLED 2-WAY COMBINATION PBX TENNESSEE CALLING PORT	UEPT2	NA	NA	NA	NA	NA	NA	NA	NA	\$4.54

BELLSOUTH/Xspedius RATES
NETWORK ELEMENTS
AND OTHER SERVICES
LOOP/PORT COMBINATIONS

Attachment 2
Exhibit C
Rates - Page 11

DESCRIPTION	USOC	AL	FL	GA	KY	LA	MS	NC	SC	TN
2-WIRE VOICE UNBUNDLED 1-WAY OUTGOING PBX TENNESSEE CALLING PORT	UEPTO	NA	NA	NA	NA	NA	NA	NA	NA	\$4.54
2-WIRE VOICE UNBUNDLED 2-WAY COMBINATION PBX USAGE PORT	UEPXA	\$2.20	\$1.35	\$1.79	\$2.61	\$2.55	\$2.12	\$2.28	\$3.69	\$4.54
2-WIRE VOICE UNBUNDLED PBX TOLL TERMINAL HOTEL PORTS	UEPXB	\$2.20	\$1.35	\$1.79	\$2.61	\$2.55	\$2.12	\$2.28	\$3.69	\$4.54
2-WIRE VOICE UNBUNDLED PBX LD DDD TERMINALS PORT	UEPXC	\$2.20	\$1.35	\$1.79	\$2.61	\$2.55	\$2.12	\$2.28	\$3.69	\$4.54
2-WIRE VOICE UNBUNDLED PBX LD TERMINAL SWITCHBOARD PORT	UEPXD	\$2.20	\$1.35	\$1.79	\$2.61	\$2.55	\$2.12	\$2.28	\$3.69	\$4.54
2-WIRE VOICE UNBUNDLED PBX LD TERMINAL SWITCHBOARD IDD CAPABLE PORT	UEPXE	\$2.20	\$1.35	\$1.79	\$2.61	\$2.55	\$2.12	\$2.28	\$3.69	\$4.54
2-WIRE VOICE UNBUNDLED 2-WAY PBX KENTUCKY ROOM AREA CALLING PORT WITHOUT LUD	UEPXF	NA	NA	NA	\$2.61	NA	NA	NA	NA	NA
2-WIRE VOICE UNBUNDLED PBX KENTUCKY LUD AREA CALLING PORT	UEPXG	NA	NA	NA	\$2.61	NA	NA	NA	NA	NA
2-WIRE VOICE UNBUNDLED PBX KENTUCKY PREMIUM CALLING PORT	UEPXH	NA	NA	NA	\$2.61	NA	NA	NA	NA	NA
2-WIRE VOICE UNBUNDLED 2-WAY KENTUCKY AREA CALLING PORT WITHOUT LUD	UEPXJ	NA	NA	NA	\$2.61	NA	NA	NA	NA	NA
2-WIRE VOICE UNBUNDLED 2-WAY PBX LOUISIANA LOCAL OPTIONAL CALLING PORT	UEPXK	NA	NA	NA	NA	\$2.55	NA	NA	NA	NA
2-WIRE VOICE UNBUNDLED 2-WAY PBX HOTEL/HOSPITAL ECONOMY ADMINISTRATIVE CALLING PORT	UEPXL	\$2.20	\$1.35	\$1.79	\$2.61	\$2.55	\$2.12	\$2.28	\$3.69	\$4.54
2-WIRE VOICE UNBUNDLED 2-WAY PBX HOTEL/HOSPITAL ECONOMY ROOM CALLING PORT	UEPXM	\$2.20	\$1.35	\$1.79	\$2.61	\$2.55	\$2.12	\$2.28	\$3.69	\$4.54
2-WIRE VOICE UNBUNDLED 1-WAY OUTGOING PBX HOTEL/HOSPITAL ECONOMY ADMINIATRATIVE CALLING PORTTENNESSEE CALLING PORT	UEPXN	NA	NA	NA	NA	NA	NA	NA	NA	\$4.54
2-WIRE VOICE UNBUNDLED 1-WAY OUTGOING PBX HOTEL/HOSPITAL DIACOUNT ROOM CALLING PORT	UEPXO	\$2.20	\$1.35	\$1.79	\$2.61	\$2.55	\$2.12	\$2.28	\$3.69	\$4.54
2-WIRE VOICE UNBUNDLED 1-WAY OUTGOING PBX LOUISIANA LOCAL DISCOUNT CALLING PORT	UEPXP	NA	NA	NA	NA	\$2.55	NA	NA	NA	NA
2-WIRE VOICE UNBUNDLED 2-WAY PBX MISSISSIPPI LOCAL ECONOMY CALLING PORT	UEPXQ	NA	NA	NA	NA	NA	\$2.12	NA	NA	NA
2-WIRE VOICE UNBUNDLED 2-WAY PBX MISSISSIPPI LOCAL OPTIONAL CALLING PORT	UEPXR	NA	NA	NA	NA	NA	\$2.12	NA	NA	NA
2-WIRE VOICE UNBUNDLED 1-WAY OUTGOING PBXMEASURED PORT	UEPXS	\$2.20	\$1.35	\$1.79	\$2.61	\$2.55	\$2.12	\$2.28	\$3.69	\$4.54
2-WIRE VOICE UNBUNDLED 2-WAY PBX SOUTH CAROLINA AREA PLUS CALLING PORT	UEPXT	NA	NA	NA	NA	NA	NA	NA	\$3.69	NA
2-WIRE VOICE UNBUNDLED PBX COLLIERVERVILLE & MEMPHIS CALLING PORT	UEPXU	NA	NA	NA	NA	NA	NA	NA	NA	\$4.54
2-WIRE VOICE UNBUNDLED 2-WAY PBX TENNESSEE REGIONSERV CALLING PORT	UEPXV	NA	NA	NA	NA	NA	NA	NA	NA	\$4.54
LOCAL NUMBER PORTABILITY (REQUIRES ONE PER PORT)	LNPCP									
2-Wire Voice Grade Loop (SL1)										
RC - 2- Wire Voice Grade Loop - Statewide	UEPLX	NA	NA	NA	NA	NA	NA	\$14.18	NA	NA
RC - 2- Wire Voice Grade Loop - Zone 1	UEPLX	\$14.35	\$14.90	\$10.80	\$14.79	\$14.05	\$14.59	NA	\$17.02	\$12.48
RC - 2- Wire Voice Grade Loop - Zone 2	UEPLX	\$23.31	\$18.51	\$12.47	\$27.68	\$24.14	\$19.33	NA	\$25.66	\$14.42
RC - 2- Wire Voice Grade Loop - Zone 3	UEPLX	\$42.24	\$24.25	\$19.83	\$47.78	\$49.30	\$27.63	NA	\$33.99	\$21.77
RC - 2- Wire Voice Grade Loop - Zone 4	UEPLX	NA	NA	NA	NA	NA	\$36.47	NA	NA	NA
Combination Rates										
RC - 2-Wire Voice Grade Loop with 2-Wire Line Port, Statewide	Note 8	NA	NA	NA	NA	NA	NA	\$16.46	NA	NA
RC - 2-Wire Voice Grade Loop with 2-Wire Line Port, Zone 1 (Note 6)	Note 8	\$16.55	\$16.25	\$12.59	#VALUE!	\$16.60	\$16.71	NA	\$20.71	\$17.02
RC - 2-Wire Voice Grade Loop with 2-Wire Line Port, Zone 2 (Note 6)	Note 8	\$25.51	\$19.86	\$14.26	#VALUE!	\$26.69	\$21.45	NA	\$29.35	\$18.96
RC - 2-Wire Voice Grade Loop with 2-Wire Line Port, Zone 3 (Note 6)	Note 8	\$44.44	\$25.60	\$21.62	#VALUE!	\$51.85	\$29.75	NA	\$37.68	\$26.31
RC - 2-Wire Voice Grade Loop with 2-Wire Line Port, Zone 4 (Note 6)	Note 8	NA	NA	NA	NA	NA	\$38.59	NA	NA	NA
Nonrecurring Charges										
NRC - 2-Wire Voice Grade Loop/Line Port Combination - 1st, Switch as is	USAC2	\$2.80	\$15.82	\$2.01	\$10.00	\$3.80	\$5.20	\$2.77	\$1.59	\$1.03
NRC - 2-Wire Voice Grade Loop/Line Port Combination - Add'l, Switch as is	USAC2	\$0.41	\$3.80	\$0.3108	\$10.00	\$0.29	\$0.41	\$0.40	\$0.40	\$0.2886
NRC - 2-Wire Voice Grade Loop/Line Port Combination - 1st, Switch with change	USACC	\$2.80	\$15.82	\$2.01	\$10.00	\$3.80	\$5.20	\$2.77	\$1.59	\$1.03

BELLSOUTH/Xspedius RATES
NETWORK ELEMENTS
AND OTHER SERVICES
LOOP/PORT COMBINATIONS

Attachment 2
Exhibit C
Rates - Page 12

DESCRIPTION	USOC	AL	FL	GA	KY	LA	MS	NC	SC	TN
NRC - 2-Wire Voice Grade Loop/Line Port Combination - Add'l, Switch with change	USACC	\$0.41	\$3.80	\$0.3108	\$10.00	\$0.29	\$0.41	\$0.40	\$0.40	\$0.2886
NRC - 2-Wire Voice Grade Loop/Line Port Combination - Subsequent	USAS2	\$10.00	\$10.00	\$10.00	\$10.00	\$10.00	\$10.00	\$10.00	\$10.00	\$10.00
NRC - 2-Wire Voice Grade Loop/Line Port Combination - OSS LSR Charge, Electronic, per LSR received from the CLEC by one of the OSS interactive interfaces (Note 7)	SOMEK	\$3.50	\$2.75	\$3.50	\$3.50	\$3.50	\$3.50	\$3.50	\$3.50	\$3.50
NRC - 2-Wire Voice Grade Loop/Line Port Combination - Incremental Cost - Manual Svc.Order vs. Electronic - 1st	SOMAN	\$40.71	\$21.56	\$33.67	\$19.99	\$31.92	\$43.52	\$40.18	\$43.19	\$30.89
NRC - 2-Wire Voice Grade Loop/Line Port Combination - Incremental Cost - Manual Svc.Order vs. Electronic - Add'l	SOMAN	\$9.58	\$21.56	\$7.88	\$19.99	\$7.32	\$0.99	\$9.45	\$9.91	\$7.03
NRC- 2 Wire Voice Grade Loop/Line Port Combination - Subsequent Database Update Electronic		\$1.44	TBD	TBD	TBD	\$2.11	\$2.87	\$1.42	\$0.71	\$0.76
NRC- 2 Wire Voice Grade Loop/Line Port Combination - Subsequent Database Update Manual Service Order		\$8.25	TBD	TBD	TBD	\$5.12	\$6.88	\$10.27	\$8.91	\$7.97
NRC - Electronic Service Order Disconnect		TBD	\$0.42	TBD	TBD	TBD	TBD	TBD	TBD	TBD
NRC - Incremental Manual Service Order Disconnect		\$20.00	\$3.84	\$20.00	\$20.00	\$20.00	\$20.00	\$20.00	\$20.00	\$20.00
NRCs for New (not Currently Combined) as ordered in Georgia										
NRC - 2-Wire Voice Grade Loop with 2-Wire Line Port - New - 1s	UEPRD	NA	NA	\$22.14	NA	NA	NA	NA	NA	NA
NRC - 2-Wire Voice Grade Loop with 2-Wire Line Port - New - Add'	UEPRD	NA	NA	\$15.25	NA	NA	NA	NA	NA	NA
NRC - 2-Wire Voice Grade Loop with 2-Wire Line Port - New - 1s	UEPPC	NA	NA	\$22.14	NA	NA	NA	NA	NA	NA
NRC - 2-Wire Voice Grade Loop with 2-Wire Line Port - New - Add'	UEPPC	NA	NA	\$15.25	NA	NA	NA	NA	NA	NA
NRC - 2-Wire Voice Grade Loop with 2-Wire Line Port - New - 1s	UEPPO	NA	NA	\$22.14	NA	NA	NA	NA	NA	NA
NRC - 2-Wire Voice Grade Loop with 2-Wire Line Port - New - Add'	UEPPO	NA	NA	\$15.25	NA	NA	NA	NA	NA	NA
NRC - 2-Wire Voice Grade Loop with 2-Wire Line Port - New - 1s	UEPP1	NA	NA	\$22.14	NA	NA	NA	NA	NA	NA
NRC - 2-Wire Voice Grade Loop with 2-Wire Line Port - New - Add'	UEPP1	NA	NA	\$15.25	NA	NA	NA	NA	NA	NA
NRC - 2-Wire Voice Grade Loop with 2-Wire Line Port - New - 1s	UEPLD	NA	NA	\$22.14	NA	NA	NA	NA	NA	NA
NRC - 2-Wire Voice Grade Loop with 2-Wire Line Port - New - Add'	UEPLD	NA	NA	\$15.25	NA	NA	NA	NA	NA	NA
NRC - 2-Wire Voice Grade Loop with 2-Wire Line Port - New - 1s	UEPXA	NA	NA	\$22.14	NA	NA	NA	NA	NA	NA
NRC - 2-Wire Voice Grade Loop with 2-Wire Line Port - New - Add'	UEPXA	NA	NA	\$15.25	NA	NA	NA	NA	NA	NA
NRC - 2-Wire Voice Grade Loop with 2-Wire Line Port - New - 1st	UEPXB	NA	NA	\$22.14	NA	NA	NA	NA	NA	NA
NRC - 2-Wire Voice Grade Loop with 2-Wire Line Port - New - Add'l	UEPXB	NA	NA	\$15.25	NA	NA	NA	NA	NA	NA
NRC - 2-Wire Voice Grade Loop with 2-Wire Line Port - New - 1s	UEPXC	NA	NA	\$22.14	NA	NA	NA	NA	NA	NA
NRC - 2-Wire Voice Grade Loop with 2-Wire Line Port - New - Add'	UEPXC	NA	NA	\$15.25	NA	NA	NA	NA	NA	NA
NRC - 2-Wire Voice Grade Loop with 2-Wire Line Port - New - 1s	UEPXD	NA	NA	\$22.14	NA	NA	NA	NA	NA	NA
NRC - 2-Wire Voice Grade Loop with 2-Wire Line Port - New - Add'	UEPXD	NA	NA	\$15.25	NA	NA	NA	NA	NA	NA
NRC - 2-Wire Voice Grade Loop with 2-Wire Line Port - New - 1s	UEPXE	NA	NA	\$22.14	NA	NA	NA	NA	NA	NA
NRC - 2-Wire Voice Grade Loop with 2-Wire Line Port - New - Add'	UEPXE	NA	NA	\$15.25	NA	NA	NA	NA	NA	NA
NRC - 2-Wire Voice Grade Loop with 2-Wire Line Port - New - 1s	UEPXL	NA	NA	\$22.14	NA	NA	NA	NA	NA	NA
NRC - 2-Wire Voice Grade Loop with 2-Wire Line Port - New - Add'	UEPXL	NA	NA	\$15.25	NA	NA	NA	NA	NA	NA
NRC - 2-Wire Voice Grade Loop with 2-Wire Line Port - New - 1s	UEPXM	NA	NA	\$22.14	NA	NA	NA	NA	NA	NA
NRC - 2-Wire Voice Grade Loop with 2-Wire Line Port - New - Add'l	UEPXM	NA	NA	\$15.25	NA	NA	NA	NA	NA	NA
NRC - 2-Wire Voice Grade Loop with 2-Wire Line Port - New - 1s	UEPXO	NA	NA	\$22.14	NA	NA	NA	NA	NA	NA
NRC - 2-Wire Voice Grade Loop with 2-Wire Line Port - New - Add'	UEPXO	NA	NA	\$15.25	NA	NA	NA	NA	NA	NA
NRC - 2-Wire Voice Grade Loop with 2-Wire Line Port - New - 1s	UEPXS	NA	NA	\$22.14	NA	NA	NA	NA	NA	NA
NRC - 2-Wire Voice Grade Loop with 2-Wire Line Port - New - Add'	UEPXS	NA	NA	\$15.25	NA	NA	NA	NA	NA	NA
NRC - 2-Wire Voice Grade Loop/Line Port Combination - Subsequent	USAS2	NA	NA	\$10.00	NA	NA	NA	NA	NA	NA
NRC - 2-Wire Voice Grade Loop with 2-Wire Line Port - New - Disconnect - 1s		NA	NA	\$8.45	NA	NA	NA	NA	NA	NA
NRC - 2-Wire Voice Grade Loop with 2-Wire Line Port - New - Disconnect - Add'		NA	NA	\$3.91	NA	NA	NA	NA	NA	NA
NRC - 2-Wire Voice Grade Loop/Line Port Combination - OSS LSR Charge, Electronic, per LSR received from the CLEC by one of the OSS interactive interfaces (Note 7)	SOMEK	NA	NA	\$3.50	NA	NA	NA	NA	NA	NA

BELLSOUTH/Xspedius RATES
 NETWORK ELEMENTS
 AND OTHER SERVICES
 LOOP/PORT COMBINATIONS

DESCRIPTION	USOC	AL	FL	GA	KY	LA	MS	NC	SC	TN
NRC - 2-Wire Voice Grade Loop with 2-Wire Line Port - Incremental Cost Manual vs. Electronic - New - 1st		NA	NA	\$37.06	NA	NA	NA	NA	NA	NA
NRC - 2-Wire Voice Grade Loop with 2-Wire Line Port - Incremental Cost Manual vs. Electronic - New - Add'l		NA	NA	\$8.19	NA	NA	NA	NA	NA	NA
NRC- 2 Wire Voice Grade Loop/Line Port Combination - Subsequent Database Update Electronic		NA	NA	TBD	NA	NA	NA	NA	NA	NA
NRC- 2 Wire Voice Grade Loop/Line Port Combination - Subsequent Database Update Manual Service Order		NA	NA	TBD	NA	NA	NA	NA	NA	NA
NRC - 2-Wire Voice Grade Loop with 2-Wire Line Port - Incremental Cost Manual vs. Electronic - New - Disconnect		NA	NA	\$11.17	NA	NA	NA	NA	NA	NA
All Other Loop/Port Combinations		TBD	TBD	Note 2	TBD	TBD	TBD	TBD	TBD	TBD
LOCAL NUMBER PORTABILITY (REQUIRES ONE PER PORT)	LNPCX									
NOTES:										
1	Interim rates subject to true-up.									
1	Market Rates will apply in those areas where BellSouth is not required to provide circuit switching pursuant to FCC rules.									
2	In Georgia, rates will apply for Currently Combined as well as not Currently Combined loop/port combinations unless otherwise identified.									
3	In the absence of ordered rates by a State Commission, the recurring rates for Currently Combined combinations of loop/port network elements will be the sum of the recurring rates for the UNEs which make up the combinations, and the nonrecurring rates shall be as set forth in this section.									
4	End Office and Tandem Switching Usage and Common Transport Usage rates in the Port section of this rate exhibit shall apply to all combinations of loop/port network elements.									
5	Deleted									
6	Geographically Deaveraged UNE Zones and applicable rates have been established for certain services, as shown in this Agreement. Where Geographically Deaveraged UNE Zones and applicable rates are established, Statewide rates are obsolete. Further, BellSouth is in the process of enhancing its billing systems in order to accommodate this Geographically Deaveraged UNE Zone Rate Structure. Until these enhancements are accomplished, estimated to be mid 2001, the UNE Zone 1 rate will be billed for all services residing in Zones 1, 2, 3 or 4, i.e., Rates for services residing in UNE Zones 2, 3 and UNE Zone 4, where applicable, will not be billed. Once billing enhancements are complete, all applicable UNE Zone rates reflected in this Agreement will be billed. Reference Internet Website http://www.interconnection.bellsouth.com/become_clec/docs/interconnection/deavuzns.pdf to view Geographically Deaveraged UNE Zone Designations by Central Office.									
7	In the absence of ordered OSS rates by a state commission, BellSouth will offer regionwide rates									
8	There is not a unique combination USOC. CLEC should submit the loop and port USOCs.									
9	Rates in TN and FL are interim and shall be trued-up when final rates are ordered.									

BELLSOUTH/Xspedius RATES
 NETWORK ELEMENTS
 AND OTHER SERVICES
 ENHANCED EXTENDED LINKS

ENHANCED EXTENDED LINKS (EELs)											
New EEL rates are the sum of the individual UNE network elements (interoffice transport and loop [channelization if applicable]).											
DS1 Interoffice Channel and 2-wire VG Local Loop EEL:											
Recurring Charges											
2-wire VG Loop per month, statewide	UEAL2	NA	NA	NA	NA	NA	NA	NA	\$19.50	NA	NA
2-wire VG Loop per month, Zone 1 (Note 1)	UEAL2	NA	\$20.52	\$15.40	NA	\$17.65	NA	TBD	NA	NA	\$15.54
2-wire VG Loop per month, Zone 2 (Note 1)	UEAL2	NA	TBD	\$17.78	NA	\$30.32	NA	TBD	NA	NA	\$19.55
2-wire VG Loop per month, Zone 3 (Note 1)	UEAL2	NA	TBD	\$28.26	NA	\$61.93	NA	TBD	NA	NA	\$28.02
2-wire VG Loop per month, Zone 4 (Note 1)	NA	NA	NA	NA	NA	NA	NA	NA	NA	NA	NA
Interoffice Channel - Dedicated - DS1 - per mile per month	1L5XX	NA	\$0.6013	\$0.4523	NA	\$0.7831	NA	\$0.5753	NA	NA	\$0.3525
Interoffice Channel - Dedicated - DS1 - Facility Termination per month	U1TF1	NA	\$99.79	\$78.47	NA	\$93.40	NA	\$71.29	NA	NA	\$75.83
DS1 Channelized System per month	MQ1	NA	\$153.60	\$18.23	NA	\$209.87	NA	\$177.72	NA	NA	\$165.21
VG (COCL) interface card per month	1D1VG	NA	\$1.45	\$2.20	NA	\$1.62	NA	\$1.64	NA	NA	\$1.25
Non-Recurring Charges - New EEL (Note 2)(Note 3)											
NRC- DS1 interoffice Facility Termination - 1st	U1TF1	NA	\$171.01	\$142.64	NA	\$160.49	NA	\$217.17	NA	NA	\$165.53
NRC-DS1 interoffice Facility Termination - Add'l	U1TF1	NA	\$101.84	\$94.87	NA	\$123.03	NA	\$163.75	NA	NA	\$124.84
NRC-2-wire VG Local Loop - 1st	UEAL2	NA	\$38.02	\$77.54	NA	\$128.42	NA	\$142.97	NA	NA	\$103.76
NRC-2-wire VG Local Loop - Add'l	UEAL2	NA	\$35.15	\$51.57	NA	\$93.60	NA	\$106.56	NA	NA	\$65.84
NRC-DS1 Channelization System -1st	MQ1	NA	\$275.18	\$206.09	NA	\$220.07	NA	\$193.63	NA	NA	\$222.87
NRC-DS1 Channelization System - Add'l	MQ1	NA	\$137.77	\$137.06	NA	\$135.20	NA	\$118.37	NA	NA	\$135.80
NRC-VG(COCL)interface card -1st	1D1VG	NA	\$12.16	\$12.02	NA	\$12.29	NA	\$15.76	NA	NA	\$12.61
NRC-VG(COCL)interface card - Add'l	1D1VG	NA	\$8.77	\$8.66	NA	\$8.80	NA	\$11.28	NA	NA	\$9.03
NRC- 2-wire VG Local Loop and Channelized DS1 Interoffice Combination - Electronic Svc O	SOMECS	NA	\$3.17	\$3.50	NA	\$3.50	NA	\$3.50	NA	NA	\$3.50
NRC- 2-wire VG Local Loop and Channelized DS1 Interoffice Combination - Manual Svc O	SOMAN	NA	\$25.40	NA	NA	NA	NA	NA	NA	NA	\$19.99
NRC- 2-wire VG Local Loop and Channelized DS1 Interoffice Combination - Manual Svc O	SOMAN	NA	NA	\$33.63	NA	\$242.20	NA	\$66.20	NA	NA	NA
NRC- 2-wire VG Local Loop and Channelized DS1 Interoffice Combination - Manual Svc O	SOMAN	NA	NA	\$27.49	NA	\$153.37	NA	\$51.40	NA	NA	NA
NRC- 2-wire VG Local Loop and Channelized DS1 Interoffice Combination - Manual Svc O	SOMAN	NA	NA	\$19.88	NA	\$45.91	NA	NA	NA	NA	NA
NRC- 2-wire VG Local Loop and Channelized DS1 Interoffice Combination - Manual Svc O	SOMAN	NA	NA	\$11.85	NA	\$8.06	NA	NA	NA	NA	NA
DS1 Interoffice Channel and 4-wire VG Local Loop EEL:											
Recurring Charges											
4-wire VG Loop per month	UEAL4	NA	NA	NA	NA	NA	NA	\$27.49	NA	NA	NA
4-wire VG Loop per month, Zone 1 (Note 1)	UEAL4	NA	\$24.26	\$22.88	NA	\$24.36	NA	NA	NA	NA	\$15.92
4-wire VG Loop per month, Zone 2 (Note 1)	UEAL4	NA	\$35.51	\$26.42	NA	\$41.85	NA	NA	NA	NA	\$20.79
4-wire VG Loop per month, Zone 3 (Note 1)	UEAL4	NA	\$78.35	\$41.99	NA	\$86.47	NA	NA	NA	NA	\$27.18
4-wire VG Loop per month, Zone 4 (Note 1)	NA	NA	NA	NA	NA	NA	NA	NA	NA	NA	NA
Interoffice Channel - Dedicated - DS1 - per mile per month	1L5XX	NA	\$0.6013	\$0.4523	NA	\$0.7831	NA	\$0.0783	NA	NA	\$0.3525
Interoffice Channel - Dedicated - DS1 - Facility Termination per month	U1TF1	NA	\$99.79	\$78.47	NA	\$93.40	NA	\$71.29	NA	NA	\$75.83
DS1 Channelized System per month	MQ1	NA	\$153.60	\$18.23	NA	\$209.87	NA	\$177.72	NA	NA	\$165.21
VG (COCL) interface card per month	1D1VG	NA	\$1.45	\$2.67	NA	\$1.62	NA	\$1.64	NA	NA	\$1.25
Non-Recurring Charges - New EEL (Note 2) (Note 3)											
NRC- DS1 interoffice Facility Termination - 1st	U1TF1	NA	\$171.01	\$142.64	NA	\$160.49	NA	\$534.48	NA	NA	\$165.53
NRC-DS1 interoffice Facility Termination - Add'l	U1TF1	NA	\$101.84	\$94.87	NA	\$123.03	NA	\$462.69	NA	NA	\$124.84
NRC-4-wire VG Local Loop - 1st	UEAL4	NA	\$329.76	\$228.99	NA	\$128.42	NA	\$288.47	NA	NA	\$103.76
NRC-4-wire VG Local Loop - Add'l	UEAL4	NA	\$178.91	\$203.26	NA	\$93.60	NA	\$237.45	NA	NA	\$65.84
NRC-DS1 Channelization System -1st	MQ1	NA	\$275.18	\$206.09	NA	\$220.07	NA	\$301.74	NA	NA	\$222.87
NRC-DS1 Channelization System - Add'l	MQ1	NA	\$137.77	\$137.06	NA	\$135.20	NA	\$182.57	NA	NA	\$135.80
NRC-VG(COCL)interface card -1st	1D1VG	NA	\$12.16	\$12.02	NA	\$12.29	NA	\$15.76	NA	NA	\$12.61
NRC-VG(COCL)interface card - Add'l	1D1VG	NA	\$8.77	\$8.66	NA	\$8.80	NA	\$11.28	NA	NA	\$9.03
NRC-DS1 interoffice channel and 4-wire VG Local Loop Combination - Electronic Svc O	SOMECS	NA	\$3.17	\$3.50	NA	\$3.50	NA	\$3.50	NA	NA	\$3.50
NRC-DS1 interoffice channel and 4-wire VG Local Loop Combination - Manual Svc O	SOMAN	NA	\$25.40	NA	NA	NA	NA	NA	NA	NA	\$19.99
NRC-DS1 interoffice channel and 4-wire VG Local Loop Combination - Manual Svc O	SOMAN	NA	NA	\$33.63	NA	\$242.20	NA	\$66.20	NA	NA	NA
NRC-DS1 interoffice channel and 4-wire VG Local Loop Combination - Manual Svc O	SOMAN	NA	NA	\$27.49	NA	\$153.37	NA	\$51.40	NA	NA	NA
NRC-DS1 interoffice channel and 4-wire VG Local Loop Combination - Manual Svc O	SOMAN	NA	NA	\$19.88	NA	\$45.91	NA	NA	NA	NA	NA
NRC-DS1 interoffice channel and 4-wire VG Local Loop Combination - Manual Svc O	SOMAN	NA	NA	\$11.85	NA	\$8.06	NA	NA	NA	NA	NA

BELLSOUTH/Xspedius RATES
NETWORK ELEMENTS
AND OTHER SERVICES
ENHANCED EXTENDED LINKS

		New EEL rates are the sum of the individual UNE network elements (interoffice transport and loop [channelization if applicable]).										
		DS1 Interoffice Channel and 2-wire ISDN Local Loop:										
		Recurring Charges										
		2-wire ISDN Loop per month	U1L2X	NA	NA	NA	NA	NA	NA	\$24.98	NA	NA
		2-wire ISDN Loop per month, Zone 1 (Note 1)	U1L2X	NA	\$32.34	\$21.89	NA	\$21.15	NA	TBD	NA	\$15.54
		2-wire ISDN Loop per month, Zone 2 (Note 1)	U1L2X	NA	\$47.35	\$25.27	NA	\$36.22	NA	TBD	NA	\$19.55
		2-wire ISDN Loop per month, Zone 3 (Note 1)	U1L2X	NA	\$104.47	\$40.17	NA	\$74.19	NA	TBD	NA	\$28.02
		2-wire ISDN Loop per month, Zone 4 (Note 1)	NA	NA	NA	NA	NA	NA	NA	NA	NA	NA
		Interoffice Channel - Dedicated - DS1 - per mile per month	1L5XX	NA	\$0.6013	\$0.4523	NA	\$0.7831	NA	\$0.5753	NA	\$0.3525
		Interoffice Channel - Dedicated - DS1 - Facility Termination per month	U1TF1	NA	\$99.79	\$78.47	NA	\$93.40	NA	\$71.29	NA	\$75.83
		DS1 Channelized System per month	MQ1	NA	\$153.60	\$18.23	NA	\$209.87	NA	\$177.72	NA	\$165.21
		2-wire ISDN(BRITE COCI) per month	UC1CA	NA	\$3.83	\$3.71	NA	\$4.18	NA	\$3.76	NA	\$3.33
		Non-Recurring Charges - New EEL (Note 2)(Note 3)										
		NRC- DS1 interoffice Facility Termination - 1st	U1TF1	NA	\$171.01	\$142.64	NA	\$160.49	NA	\$217.17	NA	\$165.53
		NRC-DS1 interoffice Facility Termination - Add'l	U1TF1	NA	\$101.84	\$94.87	NA	\$123.03	NA	\$163.75	NA	\$124.84
		NRC- 2-wire ISDN Local Loop - 1st	U1L2X	NA	\$329.76	\$77.54	NA	\$223.27	NA	\$325.91	NA	\$58.50
		NRC- 2-wire ISDN Local Loop - Add'l	U1L2X	NA	\$148.55	\$51.57	NA	\$172.63	NA	\$251.31	NA	\$31.00
		NRC-DS1 Channelization System -1st	MQ1	NA	\$275.18	\$206.09	NA	\$220.07	NA	\$301.74	NA	\$222.87
		NRC-DS1 Channelization System - Add'l	MQ1	NA	\$137.77	\$137.06	NA	\$135.20	NA	\$182.57	NA	\$135.80
		NRC-2-wire BRITE(COCI)interface card -1st	UC1CA	NA	\$12.16	\$12.02	NA	\$12.29	NA	\$15.76	NA	\$12.61
		NRC-2-wire BRITE(COCI)interface card -Add'l	UC1CA	NA	\$8.77	\$8.66	NA	\$8.80	NA	\$11.28	NA	\$9.03
		NRC-DS1 interoffice channel and 2-wire ISDN Local Loop Combination - Electronic S	SOMECS	NA	\$3.17	\$3.50	NA	\$3.50	NA	\$3.50	NA	\$3.50
		NRC-DS1 interoffice channel and 2-wire ISDN Local Loop Combination - Manual Svc	SOMAN	NA	\$25.40	NA	NA	NA	NA	NA	NA	\$19.99
		NRC-DS1 interoffice channel and 2-wire ISDN Local Loop Combination - Manual Svc	SOMAN	NA	NA	\$33.63	NA	\$57.58	NA	\$38.07	NA	NA
		NRC-DS1 interoffice channel and 2-wire ISDN Local Loop Combination - Manual Svc	SOMAN	NA	NA	\$27.49	NA	\$36.31	NA	\$38.07	NA	NA
		NRC-DS1 interoffice channel and 2-wire ISDN Local Loop Combination - Manual Svc	SOMAN	NA	NA	\$19.88	NA	\$16.12	NA	NA	NA	NA
		NRC-DS1 interoffice channel and 2-wire ISDN Local Loop Combination - Manual Svc	SOMAN	NA	NA	\$11.85	NA	\$8.06	NA	NA	NA	NA
		DS1 Interoffice Channel and 4-wire 56 kbps Local Loop:										
		Recurring Charges										
		4-wire 56kbps Loop per month	UDL56	NA	NA	NA	NA	NA	NA	\$32.67	NA	NA
		4-wire 56kbps Loop per month, Zone 1 (Note 1)	UDL56	NA	\$39.08	\$26.44	NA	\$27.50	NA	TBD	NA	\$36.45
		4-wire 56kbps Loop per month, Zone 2 (Note 1)	UDL56	NA	\$57.21	\$26.42	NA	\$47.24	NA	TBD	NA	\$45.87
		4-wire 56kbps Loop per month, Zone 3 (Note 1)	UDL56	NA	\$126.22	\$46.53	NA	\$96.48	NA	TBD	NA	\$65.75
		4-wire 56kbps Loop per month, Zone 4 (Note 1)	NA	NA	NA	NA	NA	NA	NA	NA	NA	NA
		Interoffice Channel - Dedicated - DS1 - per mile per month	1L5XX	NA	\$0.6013	\$0.4523	NA	\$0.7831	NA	\$0.5753	NA	\$0.3525
		Interoffice Channel - Dedicated - DS1 - Facility Termination per month	U1TF1	NA	\$99.79	\$78.47	NA	\$93.40	NA	\$71.29	NA	\$75.83
		DS1 Channelized System per month	MQ1	NA	\$153.60	\$18.23	NA	\$209.87	NA	\$177.72	NA	\$165.21
		4-wire 56kbps card COCI per month	1D1DD	NA	\$2.20	\$1.06	NA	\$3.12	NA	\$2.88	NA	\$2.46
		Non-Recurring Charges - New EEL (Note 2) (Note 3)										
		NRC- DS1 interoffice Facility Termination - 1st	U1TF1	NA	\$171.01	\$142.64	NA	\$160.49	NA	\$217.17	NA	\$165.53
		NRC-DS1 interoffice Facility Termination - Add'l	U1TF1	NA	\$101.84	\$94.87	NA	\$123.03	NA	\$163.75	NA	\$124.84
		NRC-4-wire 56kbps Local Loop - 1st	UDL56	NA	\$329.76	\$395.14	NA	\$333.28	NA	\$489.04	NA	\$643.00
		NRC-4-wire 56kbps Local Loop - Add'l	UDL56	NA	\$148.55	\$206.98	NA	\$230.50	NA	\$337.51	NA	\$421.26
		NRC-DS1 Channelization System -1st	MQ1	NA	\$275.18	\$206.09	NA	\$220.07	NA	\$301.74	NA	\$222.87
		NRC-DS1 Channelization System - Add'l	MQ1	NA	\$137.77	\$137.06	NA	\$135.20	NA	\$182.57	NA	\$135.80
		NRC-4-wire 56kbps(COCI)interface card -1st	1D1DD	NA	\$12.16	\$12.02	NA	\$12.29	NA	\$15.76	NA	\$12.61
		NRC-4-wire 56kbps(COCI)interface card -Add'l	1D1DD	NA	\$8.77	\$8.66	NA	\$8.80	NA	\$11.28	NA	\$9.03
		NRC-DS1 interoffice channel and 4-wire 56kbps Local Loop Combination - Electronic	SOMECS	NA	\$3.17	\$3.50	NA	\$3.50	NA	\$3.50	NA	\$3.50
		NRC-DS1 interoffice channel and 4-wire 56kbps Local Loop Combination - Manual Svc	SOMAN	NA	\$25.40	NA	NA	NA	NA	NA	NA	\$19.99
		NRC-DS1 interoffice channel and 4-wire 56kbps Local Loop Combination - Manual Svc	SOMAN	NA	NA	\$33.63	NA	\$242.20	NA	\$65.01	NA	NA
		NRC-DS1 interoffice channel and 4-wire 56kbps Local Loop Combination - Manual Svc	SOMAN	NA	NA	\$27.49	NA	\$153.37	NA	\$50.83	NA	NA
		NRC-DS1 interoffice channel and 4-wire 56kbps Local Loop Combination - Manual Svc	SOMAN	NA	NA	\$19.88	NA	\$45.91	NA	NA	NA	NA
		NRC-DS1 interoffice channel and 4-wire 56kbps Local Loop Combination - Manual Svc	SOMAN	NA	NA	\$11.85	NA	\$8.06	NA	NA	NA	NA

BELLSOUTH/Xspedius RATES
 NETWORK ELEMENTS
 AND OTHER SERVICES
 ENHANCED EXTENDED LINKS

		New EEL rates are the sum of the individual UNE network elements (interoffice transport and loop [channelization if applicable]).										
		DS1 Interoffice Channel and 4-wire 64 kbps Local Loop:										
		Recurring Charges										
		4-wire 64kbps Loop per month	UDL64	NA	NA	NA	NA	NA	NA	\$32.67	NA	NA
		4-wire 64kbps Loop per month, Zone 1 (Note 1)	UDL64	NA	\$39.08	\$26.44	NA	\$27.50	NA	TBD	NA	\$36.45
		4-wire 64kbps Loop per month, Zone 2 (Note 1)	UDL64	NA	\$57.21	\$30.53	NA	\$47.24	NA	TBD	NA	\$45.87
		4-wire 64kbps Loop per month, Zone 3 (Note 1)	UDL64	NA	\$126.22	\$46.53	NA	\$96.48	NA	TBD	NA	\$65.75
		4-wire 64kbps Loop per month, Zone 4 (Note 1)	NA	NA	NA	NA	NA	NA	NA	NA	NA	NA
		Interoffice Channel - Dedicated - DS1 - per mile per month	1L5XX	NA	\$0.6013	\$0.4523	NA	\$0.7831	NA	\$0.5753	NA	\$0.3525
		Interoffice Channel - Dedicated - DS1 - Facility Termination per month	U1TF1	NA	\$99.79	\$78.47	NA	\$93.40	NA	\$71.29	NA	\$75.83
		DS1 Channelized System per month	MQ1	NA	\$153.60	\$18.23	NA	\$209.87	NA	\$177.72	NA	\$165.21
		4-wire 64kbps card COCI per month	1D1DD	NA	\$1.06	\$1.06	NA	\$3.12	NA	\$2.88	NA	\$2.46
		Non-Recurring Charges - New EEL (Note 2) (Note 3)										
		NRC- DS1 interoffice - 1st	U1TF1	NA	\$171.01	\$142.64	NA	\$160.49	NA	\$217.17	NA	\$165.53
		NRC- DS1 interoffice - Add'l	U1TF1	NA	\$101.84	\$94.87	NA	\$123.03	NA	\$163.75	NA	\$124.84
		NRC-4-wire 64kbps Local Loop - 1st	UDL64	NA	\$329.76	\$395.14	NA	\$333.28	NA	\$489.04	NA	\$103.76
		NRC-4-wire 64kbps Local Loop - Add'l	UDL64	NA	\$148.55	\$206.98	NA	\$230.50	NA	\$337.51	NA	\$65.84
		NRC-DS1 Channelization System -1st	MQ1	NA	\$275.18	\$206.09	NA	\$220.07	NA	\$301.74	NA	\$222.87
		NRC-DS1 Channelization System - Add'l	MQ1	NA	\$137.77	\$137.06	NA	\$135.20	NA	\$288.33	NA	\$135.80
		NRC-4-wire 64kbps(COCl)interface card -1st	1D1DD	NA	\$12.16	\$12.02	NA	\$12.29	NA	\$15.76	NA	\$12.61
		NRC-4-wire 64kbps(COCl)interface card -Add'l	1D1DD	NA	\$8.77	\$8.66	NA	\$8.80	NA	\$11.28	NA	\$9.03
		NRC-DS1 interoffice channel and 4-wire 64kbps Local Loop Combination - Electronic Svc Order	SOMEC	NA	\$3.17	\$3.50	NA	\$3.50	NA	\$3.50	NA	\$3.50
		NRC-DS1 interoffice channel and 4-wire 64kbps Local Loop Combination - Manual Svc Order	SOMAN	NA	\$25.40	NA	NA	NA	NA	NA	NA	\$19.99
		NRC-DS1 interoffice channel and 4-wire 64kbps Local Loop Combination - Manual Svc Order - Add'l	SOMAN	NA	NA	\$33.63	NA	\$242.20	NA	\$65.01	NA	NA
		NRC-DS1 interoffice channel and 4-wire 64kbps Local Loop Combination - Manual Svc Order - Add'l	SOMAN	NA	NA	\$27.49	NA	\$153.37	NA	\$50.83	NA	NA
		NRC-DS1 interoffice channel and 4-wire 64kbps Local Loop Combination - Manual Svc Order - Add'l	SOMAN	NA	NA	\$19.88	NA	\$45.91	NA	NA	NA	NA
		NRC-DS1 interoffice channel and 4-wire 64kbps Local Loop Combination - Manual Svc Order - Add'l	SOMAN	NA	NA	\$11.85	NA	\$8.06	NA	NA	NA	NA
		DS1 Interoffice Channel and DS1 Interoffice Local Loop:										
		Recurring Charges										
		DS1 Loop per month	USLXX	NA	NA	NA	NA	NA	NA	\$62.78	NA	NA
		DS1 Loop per month, Zone 1 (Note 1)	USLXX	NA	\$64.69	\$52.40	NA	\$56.32	NA	TBD	NA	NA
		DS1 Loop per month, Zone 2 (Note 1)	USLXX	NA	\$94.71	\$60.51	NA	\$96.73	NA	TBD	NA	NA
		DS1 Loop per month, Zone 3 (Note 1)	USLXX	NA	\$208.93	\$96.18	NA	\$197.57	NA	TBD	NA	NA
		DS1 Loop per month, Zone 4 (Note 1)	NA	NA	NA	NA	NA	NA	NA	NA	NA	NA
		Interoffice Channel - Dedicated - DS1 - per mile per month	1L5XX	NA	\$0.6013	\$0.4523	NA	\$0.7831	NA	\$0.5753	NA	NA
		Interoffice Channel - Dedicated - DS1 - Facility Termination per month	U1TF1	NA	\$99.79	\$78.47	NA	\$93.40	NA	\$71.29	NA	NA
		Non-Recurring Charges - New EEL (Note 2) (Note 3)										
		NRC- DS1 interoffice - 1st	U1TF1	NA	\$171.01	\$142.64	NA	\$160.49	NA	\$217.17	NA	NA
		NRC- DS1 interoffice - Add'l	U1TF1	NA	\$101.84	\$94.87	NA	\$123.03	NA	\$163.75	NA	NA
		NRC-DS1 Local Loop - 1st	USLXX	NA	\$627.78	\$627.44	NA	\$502.73	NA	\$714.84	NA	NA
		NRC-DS1 Local Loop - Add'l	USLXX	NA	\$377.43	\$231.49	NA	\$293.92	NA	\$421.47	NA	NA
		NRC-DS1 interoffice channel and DS1 Local Loop Combination - Electronic Svc Order	SOMEC	NA	\$3.17	\$3.50	NA	\$3.50	NA	\$3.50	NA	\$3.50
		NRC-DS1 interoffice channel and DS1 Local Loop Combination - Manual Svc Order	SOMAN	NA	\$25.40	NA	NA	NA	NA	NA	NA	\$19.99
		NRC-DS1 interoffice channel and DS1 Local Loop Combination - Manual Svc Order - Add'l	SOMAN	NA	NA	\$33.63	NA	\$242.20	NA	\$65.01	NA	NA
		NRC-DS1 interoffice channel and DS1 Local Loop Combination - Manual Svc Order - Add'l	SOMAN	NA	NA	\$27.49	NA	\$153.37	NA	\$50.83	NA	NA
		NRC-DS1 interoffice channel and DS1 Local Loop Combination - Manual Svc Order - Add'l	SOMAN	NA	NA	\$19.88	NA	\$45.91	NA	NA	NA	NA
		NRC-DS1 interoffice channel and DS1 Local Loop Combination - Manual Svc Order - Add'l	SOMAN	NA	NA	\$11.85	NA	\$8.06	NA	NA	NA	NA
		DS3 Interoffice Channel and DS3 Local Loop:										
		Recurring Charges										
		DS3 Loop per Facility Termination per month	UE3PX	NA	\$404.58	\$390.34	NA	\$669.01	NA	\$387.01	NA	\$607.28
		DS3 Loop per mile	1L5ND	NA	\$11.77	\$8.90	NA	\$30.34	NA	\$32.53	NA	\$23.76
		Interoffice Channel - Dedicated - DS3 - Facility Termination per month	U1TF3	NA	\$1,121.93	\$717.60	NA	\$1,101	NA	\$720.38	NA	\$760.20
		Interoffice Channel - Dedicated - DS3 - per mile per month	1L5XX	NA	\$4.17	\$6.46	NA	\$14.04	NA	\$12.98	NA	\$5.89
		Non-Recurring Charges - New EEL (Note 2)(Note 3)										

BELLSOUTH/Xspedius RATES
 NETWORK ELEMENTS
 AND OTHER SERVICES
 ENHANCED EXTENDED LINKS

		New EEL rates are the sum of the individual UNE network elements (interoffice transport and loop [channelization if applicable]).										
		NRC- DS3 interoffice - 1st	U1TF3	NA	\$154.30	\$633.41	NA	\$713.57	NA	\$794.94	NA	\$729.27
		NRC- DS3 interoffice - Add'l	U1TF3	NA	\$77.50	\$449.91	NA	\$404.36	NA	\$579.55	NA	\$411.98
		NRC-DS3 Local Loop - 1st	UE3PX	NA	\$1,020.45	\$761.81	NA	\$811.30	NA	\$964.04	NA	\$829.52

BELLSOUTH/Xspedius RATES
NETWORK ELEMENTS
AND OTHER SERVICES
ENHANCED EXTENDED LINKS

	New EEL rates are the sum of the individual UNE network elements (interoffice transport and loop [channelization if applicable]).										
	NRC-DS3 Local Loop - Add'l	UE3PX	NA	\$513.74	\$545.54	NA	\$502.09	NA	\$542.73	NA	\$512.23
	NRC-DS3 interoffice channel and DS3 Local Loop Combination - Electronic Svc Order	SOMEC	NA	\$3.17	\$3.50	NA	\$3.50	NA	\$3.50	NA	\$3.50
	NRC-DS3 interoffice channel and DS3 Local Loop Combination - Manual Svc Order	SOMAN	NA	\$25.40	NA	NA	NA	NA	NA	NA	\$19.99
	NRC-DS3 interoffice channel and DS3 Local Loop Combination - Manual Svc Order -	SOMAN	NA	NA	\$37.55	NA	\$100.50	NA	\$83.19	NA	NA
	NRC-DS3 interoffice channel and DS3 Local Loop Combination - Manual Svc Order -	SOMAN	NA	NA	\$37.55	NA	\$100.50	NA	\$69.01	NA	NA
	NRC-DS3 interoffice channel and DS3 Local Loop Combination - Manual Svc Order -	SOMAN	NA	NA	\$18.03	NA	\$41.88	NA	NA	NA	NA
	NRC-DS3 interoffice channel and DS3 Local Loop Combination - Manual Svc Order -	SOMAN	NA	NA	\$18.03	NA	\$41.88	NA	NA	NA	NA
	STS-1 Interoffice Channel and STS-1 Local Loop:										
	Recurring Charges										
	STS-1 Loop per Facility Termination per month	UDLS1	NA	\$446.09	\$421.59	NA	\$497.08	NA	\$387.01	NA	\$400.21
	STS-1 Loop per mile	1L5ND	NA	\$11.77	\$8.90	NA	\$38.98	NA	\$32.53	NA	\$30.53
	Interoffice Channel - Dedicated - STS-1 - Facility Termination per month	U1TFS	NA	\$1,105.98	\$788.00	NA	\$1,101	NA	\$800.94	NA	\$838.65
	Interoffice Channel - Dedicated - STS-1 - per mile per month	1L5XX	NA	\$4.17	\$2.72	NA	\$14.04	NA	\$6.29	NA	\$6.88
	Non-Recurring Charges - New EEL (Note 2)(Note 3)										
	NRC- STS-1 interoffice - 1st	U1TFS	NA	\$154.30	\$633.41	NA	\$713.57	NA	\$624.86	NA	\$961.62
	NRC- STS-1 interoffice - Add'l	U1TFS	NA	\$77.50	\$449.91	NA	\$404.36	NA	\$436.36	NA	\$625.84
	NRC-STS-1 Local Loop - 1st	UDLS1	NA	\$1,020.45	\$761.81	NA	\$811.30	NA	\$964.04	NA	\$829.52
	NRC-STS-1 Local Loop - Add'l	UDLS1	NA	\$513.74	\$545.54	NA	\$502.09	NA	\$542.73	NA	\$512.23
	NRC-STS-1 interoffice channel and STS-1 Local Loop Combination - Electronic Svc Order	SOMEC	NA	\$3.17	\$3.50	NA	\$3.50	NA	\$3.50	NA	\$3.50
	NRC-STS-1 interoffice channel and STS-1 Local Loop Combination - Manual Svc Order	SOMAN	NA	\$25.40	NA	NA	NA	NA	NA	NA	\$19.99
	NRC-STS-1 interoffice channel and STS-1 Local Loop Combination - Manual Svc Order	SOMAN	NA	NA	\$37.96	NA	\$100.50	NA	\$123.62	NA	NA
	NRC-STS-1 interoffice channel and STS-1 Local Loop Combination - Manual Svc Order	SOMAN	NA	NA	\$37.96	NA	\$100.50	NA	\$84.76	NA	NA
	NRC-STS-1 interoffice channel and STS-1 Local Loop Combination - Manual Svc Order	SOMAN	NA	NA	\$18.23	NA	\$41.88	NA	NA	NA	NA
	NRC-STS-1 interoffice channel and STS-1 Local Loop Combination - Manual Svc Order	SOMAN	NA	NA	\$18.23	NA	\$41.88	NA	NA	NA	NA
	DS3 Interoffice Channel and DS1 Local Loop:										
	Recurring Charges										
	DS1 Loop per month	USLXX	NA	NA	NA	NA	NA	NA	\$62.78	NA	NA

BELLSOUTH/Xspedius RATES
 NETWORK ELEMENTS
 AND OTHER SERVICES
 ENHANCED EXTENDED LINKS

		New EEL rates are the sum of the individual UNE network elements (interoffice transport and loop [channelization if applicable]).									
	DS1 Loop per month, Zone 1 (Note 1)	USLXX	NA	\$64.69	\$52.40	NA	\$56.32	NA	TBD	NA	NA
	DS1 Loop per month, Zone 2 (Note 1)	USLXX	NA	\$94.71	\$60.51	NA	\$96.73	NA	TBD	NA	NA
	DS1 Loop per month, Zone 3 (Note 1)	USLXX	NA	\$208.93	\$96.18	NA	\$197.57	NA	TBD	NA	NA
	DS1 Loop per month, Zone 4 (Note 1)	NA	NA	NA	NA	NA	NA	NA	NA	NA	NA
	Interoffice Channel - Dedicated - DS3 - Facility Termination per month	U1TF3	NA	\$1,121.93	\$717.60	NA	\$1,101	NA	\$720.38	NA	NA
	Interoffice Channel - Dedicated - DS3 - per mile per month	1L5XX	NA	\$4.17	\$6.46	NA	\$14.04	NA	\$12.98	NA	NA
	DS3 Channelized System per month	MQ3	NA	\$220.97	\$202.91	NA	\$245.84	NA	\$226.81	NA	NA
	DS3 Interface per month (DS1 COCI)	UC1D1	NA	\$14.40	\$0.67	NA	\$7.55	NA	\$4.61	NA	NA
	Non-Recurring Charges - New EEL (Note 2)(Note 3)										
	NRC- DS3 interoffice - 1st	U1TF3	NA	\$627.78	\$520.09	NA	\$713.57	NA	\$794.94	NA	NA
	NRC- DS3 interoffice - Add'l	U1TF3	NA	\$377.43	\$282.38	NA	\$404.36	NA	\$579.55	NA	NA
	NRC-DS1 Local Loop - 1st	USLXX	NA	\$338.52	\$142.64	NA	\$502.73	NA	\$714.84	NA	NA
	NRC-DS1 Local Loop - Add'l	USLXX	NA	\$124.84	\$94.87	NA	\$293.92	NA	\$421.47	NA	NA
	NRC-DS3 Channelization System - 1st	MQ3	NA	\$404.85	\$316.28	NA	\$320.72	NA	\$351.95	NA	NA
	NRC-DS3 Channelization System - Add'l	MQ3	NA	\$168.26	\$171.72	NA	\$233.10	NA	\$243.76	NA	NA
	NRC-DS1(COCI)interface card -1st	UC1D1	NA	\$12.16	\$12.02	NA	\$12.29	NA	\$15.76	NA	NA
	NRC-DS1(COCI)interface card -Add'l	UC1D1	NA	\$8.77	\$8.66	NA	\$8.80	NA	\$11.28	NA	NA
	NRC-DS3 interoffice channel and DS1 Local Loop Combination - Electronic Svc Order	SOMECS	NA	\$3.17	\$3.50	NA	\$3.50	NA	\$3.50	NA	NA
	NRC-DS3 interoffice channel and DS1 Local Loop Combination - Manual Svc Order	SOMAN	NA	\$25.40	\$33.63	NA	NA	NA	NA	NA	NA
	NRC-DS3 interoffice channel and DS1 Local Loop Combination - Manual Svc Order - Add'l	SOMAN	NA	NA	NA	NA	\$36.28	NA	\$118.20	NA	NA
	NRC-DS3 interoffice channel and DS1 Local Loop Combination - Manual Svc Order - Add'l	SOMAN	NA	NA	\$27.49	NA	\$26.20	NA	\$104.02	NA	NA
	NRC-DS3 interoffice channel and DS1 Local Loop Combination - Manual Svc Order - Add'l	SOMAN	NA	NA	\$19.88	NA	\$19.47	NA	NA	NA	NA
	NRC-DS3 interoffice channel and DS1 Local Loop Combination - Manual Svc Order - Add'l	SOMAN	NA	NA	\$11.85	NA	\$8.06	NA	NA	NA	NA
	STS-1 Interoffice Channel and DS1 Local Loop:										
	Recurring Charges										
	DS1 Loop per month, Zone 1 (Note 1)	USLXX	NA	\$64.69	\$52.40	NA	\$56.32	NA	TBD	NA	NA
	DS1 Loop per month, Zone 2 (Note 1)	USLXX	NA	\$94.71	\$60.51	NA	\$96.73	NA	TBD	NA	NA
	DS1 Loop per month, Zone 3 (Note 1)	USLXX	NA	\$208.93	\$96.18	NA	\$197.57	NA	TBD	NA	NA
	DS1 Loop per month, Zone 4 (Note 1)	NA	NA	NA	NA	NA	NA	NA	NA	NA	NA
	Interoffice Channel - Dedicated - STS-1 - Facility Termination per month	U1TFS	NA	\$1,105.98	\$717.60	NA	\$1,101	NA	\$387.01	NA	NA
	Interoffice Channel - Dedicated - STS-1 - per mile per month	1L5XX	NA	\$4.17	\$6.46	NA	\$14.04	NA	\$32.53	NA	NA
	DS3 Channelized System per month	MQ3	NA	\$220.97	\$202.91	NA	\$245.84	NA	\$226.81	NA	NA
	DS3 Interface per month (DS1 COCI)	UC1D1	NA	\$14.40	\$0.67	NA	\$7.55	NA	\$4.61	NA	NA
	Non-Recurring Charges - New EEL (Note 2)(Note 3)										
	NRC-DS1 Local Loop - 1st	USLXX	NA	\$627.78	\$520.09	NA	\$502.73	NA	\$714.84	NA	NA
	NRC-DS1 Local Loop - Add'l	USLXX	NA	\$377.43	\$282.38	NA	\$293.92	NA	\$421.47	NA	NA
	NRC- STS-1 interoffice - 1st	U1TFS	NA	\$154.30	\$142.64	NA	\$713.57	NA	\$624.86	NA	NA
	NRC- STS-1 interoffice - Add'l	U1TFS	NA	\$77.50	\$94.87	NA	\$404.36	NA	\$436.36	NA	NA
	NRC-DS3 Channelization System - 1st	MQ3	NA	\$404.85	\$316.28	NA	\$320.72	NA	\$351.95	NA	NA
	NRC-DS3 Channelization System - Add'l	MQ3	NA	\$168.26	\$171.72	NA	\$233.10	NA	\$243.76	NA	NA
	NRC-DS1(COCI)interface card -1st	UC1D1	NA	\$12.16	\$12.02	NA	\$12.29	NA	\$15.76	NA	NA
	NRC-DS1(COCI)interface card -Add'l	UC1D1	NA	\$8.77	\$8.66	NA	\$8.80	NA	\$11.28	NA	NA
	NRC-STS-1 interoffice channel and DS1 Local Loop Combination - Electronic Svc Order	SOMECS	NA	\$3.17	\$3.50	NA	\$3.50	NA	\$3.50	NA	NA
	NRC-STS-1 interoffice channel and DS1 Local Loop Combination - Manual Svc Order	SOMAN	NA	\$25.40	NA	NA	NA	NA	NA	NA	NA
	NRC-STS-1 interoffice channel and DS1 Local Loop Combination - Manual Svc Order - Add'l	SOMAN	NA	NA	\$33.63	NA	\$68.39	NA	\$81.94	NA	NA
	NRC-STS-1 interoffice channel and DS1 Local Loop Combination - Manual Svc Order - Add'l	SOMAN	NA	NA	\$27.49	NA	\$58.31	NA	\$67.76	NA	NA
	NRC-STS-1 interoffice channel and DS1 Local Loop Combination - Manual Svc Order - Add'l	SOMAN	NA	NA	\$19.88	NA	\$50.49	NA	NA	NA	NA
	NRC-STS-1 interoffice channel and DS1 Local Loop Combination - Manual Svc Order - Add'l	SOMAN	NA	NA	\$11.85	NA	\$29.00	NA	NA	NA	NA
	2-wire VG Interoffice Channel and 2-wire VG Local Loop:										
	Recurring Charges										
	2-wire VG Loop per month, statewide	UEAL2	NA	\$20.52	\$16.51	NA	\$19.35	NA	NA	NA	\$18.00
	2-wire VG Loop per month, Zone 1 (Note 1)	UEAL2	NA	TBD	\$15.40	NA	\$17.65	NA	NA	NA	\$15.54
	2-wire VG Loop per month, Zone 2 (Note 1)	UEAL2	NA	TBD	\$17.78	NA	\$30.32	NA	NA	NA	\$19.55

BELLSOUTH/Xspedius RATES
NETWORK ELEMENTS
AND OTHER SERVICES
ENHANCED EXTENDED LINKS

	New EEL rates are the sum of the individual UNE network elements (interoffice transport and loop [channelization if applicable]).											
	2-wire VG Loop per month, Zone 3 (Note 1)	UEAL2	NA	TBD	\$28.26	NA	\$61.93	NA	NA	NA	NA	\$28.02
	2-wire VG Loop per month, Zone 4 (Note 1)	NA	NA	NA	NA	NA	NA	NA	NA	NA	NA	NA
	Interoffice Channel - Dedicated - 2-wire VG - Facility Termination per month	U1TV2	NA	\$26.52	\$17.07	NA	\$19.10	NA	NA	NA	NA	\$18.33
	Interoffice Channel - Dedicated - 2-wire VG - per mile per month	1L5XX	NA	\$0.01	\$0.0222	NA	\$0.0384	NA	NA	NA	NA	\$0.0173
	Non-Recurring Charges - New EEL (Note 2)(Note 3)											
	NRC- 2-wire VG interoffice - 1st	U1TV2	NA	\$112.10	\$79.61	NA	\$104.23	NA	NA	NA	NA	\$83.35
	NRC- 2-wire VG interoffice - Add'l	U1TV2	NA	\$67.61	\$36.08	NA	\$39.91	NA	NA	NA	NA	\$20.88
	NRC-2-wire VG Local Loop - 1st	UEAL2	NA	\$38.02	\$104.17	NA	\$128.42	NA	NA	NA	NA	\$192.97
	NRC-2-wire VG Local Loop - Add'l	UEAL2	NA	\$35.15	\$78.10	NA	\$93.60	NA	NA	NA	NA	\$140.72
	NRC-2-wire VG interoffice channel and 2-wire VG Local Loop Combination - Electron	SOMEC	NA	\$3.17	\$3.50	NA	\$3.50	NA	NA	NA	NA	\$3.50
	NRC-2-wire VG interoffice channel and 2-wire VG Local Loop Combination - Manual	SOMAN	NA	\$25.40	NA	NA	NA	NA	NA	NA	NA	\$19.99
	NRC-2-wire VG interoffice channel and 2-wire VG Local Loop Combination - Manual	SOMAN	NA	NA	\$37.88	NA	\$36.28	NA	NA	NA	NA	NA
	NRC-2-wire VG interoffice channel and 2-wire VG Local Loop Combination - Manual	SOMAN	NA	NA	\$27.36	NA	\$26.20	NA	NA	NA	NA	NA
	NRC-2-wire VG interoffice channel and 2-wire VG Local Loop Combination - Manual	SOMAN	NA	NA	NA	NA	\$19.47	NA	NA	NA	NA	NA
	NRC-2-wire VG interoffice channel and 2-wire VG Local Loop Combination - Manual	SOMAN	NA	NA	NA	NA	\$8.06	NA	NA	NA	NA	NA
	4-wire VG Interoffice Channel and 4-wire VG Local Loop:											
	Recurring Charges											
	4-wire VG Loop per month, Zone 1 (Note 1)	UEAL4	NA	\$24.26	NA	NA	NA	NA	NA	NA	NA	NA
	4-wire VG Loop per month, Zone 2 (Note 1)	UEAL4	NA	\$35.51	NA	NA	NA	NA	NA	NA	NA	NA
	4-wire VG Loop per month, Zone 3 (Note 1)	UEAL4	NA	\$78.35	NA	NA	NA	NA	NA	NA	NA	NA
	4-wire VG Loop per month, Zone 4 (Note 1)	NA	NA	NA	NA	NA	NA	NA	NA	NA	NA	NA
	Interoffice Channel - Dedicated - 4-wire VG - Facility Termination per month	U1TV4	NA	\$23.64	NA	NA	NA	NA	NA	NA	NA	NA
	Interoffice Channel - Dedicated - 4-wire VG - per mile per month	1L5XX	NA	\$0.0098	NA	NA	NA	NA	NA	NA	NA	NA
	Non-Recurring Charges - New EEL (Note 2)(Note 3)											
	NRC- 4-wire VG interoffice - 1st	U1TV4	NA	\$160.33	NA	NA	NA	NA	NA	NA	NA	NA
	NRC- 4-wire VG interoffice - Add'l	U1TV4	NA	\$73.44	NA	NA	NA	NA	NA	NA	NA	NA
	NRC-4-wire VG Local Loop - 1st	UEAL4	NA	\$329.76	NA	NA	NA	NA	NA	NA	NA	NA
	NRC-4-wire VG Local Loop - Add'l	UEAL4	NA	\$148.55	NA	NA	NA	NA	NA	NA	NA	NA
	NRC-4-wire VG interoffice channel and 4-wire VG Local Loop Combination - Electron	SOMEC	NA	\$3.17	NA	NA	NA	NA	NA	NA	NA	NA
	NRC-4-wire VG interoffice channel and 4-wire VG Local Loop Combination - Manual	SOMAN	NA	\$25.40	NA	NA	NA	NA	NA	NA	NA	NA
	NRC-4-wire VG interoffice channel and 4-wire VG Local Loop Combination - Manual	SOMAN	NA	NA	NA	NA	NA	NA	NA	NA	NA	NA
	NRC-4-wire VG interoffice channel and 4-wire VG Local Loop Combination - Manual	SOMAN	NA	NA	NA	NA	NA	NA	NA	NA	NA	NA
	NRC-4-wire VG interoffice channel and 4-wire VG Local Loop Combination - Manual	SOMAN	NA	NA	NA	NA	NA	NA	NA	NA	NA	NA
	NRC-4-wire VG interoffice channel and 4-wire VG Local Loop Combination - Manual	SOMAN	NA	NA	NA	NA	NA	NA	NA	NA	NA	NA
	4-wire 56 kbps Interoffice Channel and 4-wire 56kbps Local Loop:											
	Recurring Charges											
	4-wire 56kbps Loop per month, Zone 1 (Note 1)	UDL56	NA	\$39.08	\$26.44	NA	\$24.36	NA	TBD	NA	NA	\$15.92
	4-wire 56kbps Loop per month, Zone 2 (Note 1)	UDL56	NA	\$57.21	\$26.42	NA	\$41.85	NA	TBD	NA	NA	\$20.79
	4-wire 56kbps Loop per month, Zone 3 (Note 1)	UDL56	NA	\$126.22	\$46.53	NA	\$86.47	NA	TBD	NA	NA	\$27.18
	4-wire 56kbps Loop per month, Zone 4 (Note 1)	NA	NA	NA	NA	NA	NA	NA	NA	NA	NA	NA
	Interoffice Channel - Dedicated - 4-wire 56kbps - Facility Termination per month	U1TD5	NA	\$23.64	\$16.45	NA	\$18.37	NA	\$17.40	NA	NA	\$17.74
	Interoffice Channel - Dedicated - 4-wire 56kbps - per mile per month	1L5XX	NA	\$0.0098	\$0.0222	NA	\$0.0384	NA	\$0.0282	NA	NA	\$0.1730
	Non-Recurring Charges - New EEL (Note 2)(Note 3)											
	NRC- 4-wire 56kbps interoffice - 1st	U1TD5	NA	\$160.33	\$79.61	NA	\$104.23	NA	\$137.48	NA	NA	\$83.35
	NRC- 4-wire 56kbps interoffice - Add'l	U1TD5	NA	\$73.44	\$36.08	NA	\$39.91	NA	\$52.58	NA	NA	\$20.88
	NRC-4-wire 56kbps Local Loop - 1st	UDL56	NA	\$329.76	\$348.55	NA	\$421.27	NA	\$489.04	NA	NA	\$643.00
	NRC-4-wire 56kbps Local Loop - Add'l	UDL56	NA	\$148.55	\$241.20	NA	\$274.74	NA	\$337.51	NA	NA	\$421.28
	NRC-4-wire 56kbps interoffice channel and 4-wire 56kbps Local Loop Combination -	SOMEC	NA	\$3.17	\$3.50	NA	\$3.50	NA	\$3.50	NA	NA	\$3.50
	NRC-4-wire 56kbps interoffice channel and 4-wire 56kbps Local Loop Combination -	SOMAN	NA	\$25.40	NA	NA	NA	NA	NA	NA	NA	\$19.99
	NRC-4-wire 56kbps interoffice channel and 4-wire 56kbps Local Loop Combination -	SOMAN	NA	NA	\$37.88	NA	\$36.28	NA	\$65.01	NA	NA	NA
	NRC-4-wire 56kbps interoffice channel and 4-wire 56kbps Local Loop Combination -	SOMAN	NA	NA	\$27.36	NA	\$26.20	NA	\$50.83	NA	NA	NA
	NRC-4-wire 56kbps interoffice channel and 4-wire 56kbps Local Loop Combination -	SOMAN	NA	NA	NA	NA	\$11.41	NA	NA	NA	NA	NA
	NRC-4-wire 56kbps interoffice channel and 4-wire 56kbps Local Loop Combination -	SOMAN	NA	NA	NA	NA	NA	NA	NA	NA	NA	NA

BELLSOUTH/Xspedius RATES
 NETWORK ELEMENTS
 AND OTHER SERVICES
 ENHANCED EXTENDED LINKS

		New EEL rates are the sum of the individual UNE network elements (interoffice transport and loop [channelization if applicable]).										
		4-wire 64 kbps Interoffice Channel and 4-wire 64 kbps Local Loop:										
		Recurring Charges										
		4-wire 64kbps Loop per month, Zone 1 (Note 1)	UDL64	NA	\$39.08	\$26.44	NA	\$27.50	NA	TBD	NA	\$36.45
		4-wire 64kbps Loop per month, Zone 2 (Note 1)	UDL64	NA	\$57.21	\$30.53	NA	\$47.24	NA	TBD	NA	\$45.87
		4-wire 64kbps Loop per month, Zone 3 (Note 1)	UDL64	NA	\$126.22	\$46.53	NA	\$96.48	NA	TBD	NA	\$65.75
		4-wire 64kbps Loop per month, Zone 4 (Note 1)	NA	NA	NA	NA	NA	NA	NA	NA	NA	NA
		Interoffice Channel - Dedicated - 4-wire 64kbps - Facility Termination per month	U1TD6	NA	\$19.31	\$16.45	NA	\$18.37	NA	\$17.40	NA	\$17.74
		Interoffice Channel - Dedicated - 4-wire 64kbps - per mile per month	1L5XX	NA	\$0.0098	\$0.0222	NA	\$0.0384	NA	\$0.0282	NA	\$0.1730
		Non-Recurring Charges - New EEL (Note 2)(Note 3)										
		NRC- 4-wire 64kbps interoffice - 1st	U1TD6	NA	\$160.33	\$79.61	NA	\$713.57	NA	\$137.48	NA	\$729.27
		NRC- 4-wire 64kbps interoffice - Add'l	U1TD6	NA	\$73.44	\$36.08	NA	\$404.36	NA	\$52.58	NA	\$411.98
		NRC-4-wire 64kbps Local Loop - 1st	UDL64	NA	\$329.76	\$348.55	NA	\$811.30	NA	\$489.04	NA	\$829.52
		NRC-4-wire 64kbps Local Loop - Add'l	UDL64	NA	\$148.55	\$241.20	NA	\$502.09	NA	\$337.51	NA	\$512.23
		NRC-4-wire 64kbps interoffice channel and 4-wire 64kbps Local Loop Combination - 1st	SOMEC	NA	\$3.17	\$3.50	NA	\$3.50	NA	\$3.50	NA	\$3.50
		NRC-4-wire 64kbps interoffice channel and 4-wire 64kbps Local Loop Combination - Add'l	SOMAN	NA	\$25.40	NA	NA	NA	NA	NA	NA	\$19.99
		NRC-4-wire 64kbps interoffice channel and 4-wire 64kbps Local Loop Combination - 1st	SOMAN	NA	NA	\$37.55	NA	\$100.50	NA	\$65.01	NA	NA
		NRC-4-wire 64kbps interoffice channel and 4-wire 64kbps Local Loop Combination - Add'l	SOMAN	NA	NA	\$37.55	NA	\$100.50	NA	\$50.83	NA	NA
		NRC-4-wire 64kbps interoffice channel and 4-wire 64kbps Local Loop Combination - 1st	SOMAN	NA	NA	\$18.03	NA	\$41.88	NA	NA	NA	NA
		NRC-4-wire 64kbps interoffice channel and 4-wire 64kbps Local Loop Combination - Add'l	SOMAN	NA	NA	\$18.03	NA	\$41.88	NA	NA	NA	NA
		Network Elements used in Existing Combinations at UNE Rates (Note4)										
		USOC	AL	FL	GA	KY	LA	MS	NC	SC	TN	
		Local Loop:										
		2-Wire Analog Voice Grade Loop - Service Level 2										
		2-Wire Analog Voice Grade Loop - per mile per month	UNCVX	1L5ND	\$0.00	\$0.00	\$0.00	\$0.00	\$0.00	\$0.00	\$0.00	\$0.00
		2-Wire Analog Voice Grade Loop -per month	UEAL2	NA	NA	NA	NA	NA	NA	\$19.50	NA	NA
		Zone 1	UEAL2	\$17.95	\$20.52	\$15.40	\$17.27	\$17.65	\$18.35	TBD	\$16.58	\$15.54
		Zone 2	UEAL2	\$29.16	TBD	\$17.78	\$32.32	\$30.32	\$24.33	TBD	\$27.59	\$19.55
		Zone 3	UEAL2	\$52.84	TBD	\$28.26	\$55.78	\$61.93	\$34.77	TBD	\$31.87	\$28.02
		Zone 4	UEAL2	NA	NA	NA	NA	NA	\$45.88	NA	NA	NA
		NRC - Ordinarily Combined in GA (Note 5)										
		NRC - 1st	UEAL2	NA	NA	\$104.17	NA	NA	NA	NA	NA	NA
		NRC - Add'l	UEAL2	NA	NA	\$78.10	NA	NA	NA	NA	NA	NA
		NRC - Disconnect Charge - 1st	UEAL2	NA	NA	NA	NA	NA	NA	NA	NA	NA
		NRC - Disconnect Charge - Add'l	UEAL2	NA	NA	NA	NA	NA	NA	NA	NA	NA
		NRC - Electronic Svc Order, per LSR	SOMEC	NA	NA	\$3.50	NA	NA	NA	NA	NA	NA
		NRC - Incremental Charge - Manual Service Order - 1st	SOMAN	NA	NA	\$18.94	NA	NA	NA	NA	NA	NA
		NRC - Incremental Charge - Manual Service Order - Add'l	SOMAN	NA	NA	\$8.42	NA	NA	NA	NA	NA	NA
		NRC - Incremental Charge - Manual Service Order - Disconnect	SOMAN	NA	NA	NA	NA	NA	NA	NA	NA	NA
		NRC-All Existing Combination "Switch As Is" Conversion Charge (Note 6)										
		NRC-2/4-WIRE COMBINATION - "Switch As Is" Conversion Charge - 1st	UNCCC	\$54.03	\$32.75	\$58.43	\$54.09	\$54.23	\$54.09	\$54.00	\$54.26	\$54.13
		NRC-2/4-WIRE COMBINATION - "Switch As Is" Conversion Charge - Add'l	UNCCC	\$32.11	\$32.75	\$26.99	\$32.16	\$32.24	\$32.16	\$32.10	\$32.25	\$32.17
		NRC- 2/4-WIRE COMBINATION - "Switch As Is" Conversion Charge - Disconnect - 1st	UNCCC	\$0.00	\$16.77	\$12.61	\$0.00	\$0.00	\$0.00	\$0.00	\$0.00	\$0.00
		NRC- 2/4-WIRE COMBINATION - "Switch As Is" Conversion Charge - Disconnect - Add'l	UNCCC	\$0.00	\$16.77	\$12.61	\$0.00	\$0.00	\$0.00	\$0.00	\$0.00	\$0.00
		2-Wire Analog Voice Grade Loop - Service Level 2 - (reverse battery)										
		2-Wire Analog Voice Grade Loop - Loop[Start - per mile per month	1L5ND	\$0.00	\$0.00	\$0.00	\$0.00	\$0.00	\$0.00	\$0.00	\$0.00	\$0.00
		2-Wire Analog Voice Grade Loop - Rev Bat - per month	UEAR2	NA	\$20.52	NA	NA	NA	NA	\$19.50	NA	NA
		Zone 1	UEAR2	\$17.95	\$23.23	\$16.84	\$17.27	\$17.65	\$18.35	TBD	\$21.57	\$15.54
		Zone 2	UEAR2	\$29.16	\$22.43	\$19.45	\$32.32	\$30.32	\$24.33	TBD	\$32.53	\$19.55
		Zone 3	UEAR2	\$52.84	\$27.87	\$30.92	\$55.78	\$61.93	\$34.77	TBD	\$43.08	\$28.02
		Zone 4	UEAR2	NA	NA	NA	NA	NA	\$45.88	NA	NA	NA
		NRC - Ordinarily Combined in GA (Note 5)										
		NRC - 1st	UEAR2	NA	NA	\$104.17	NA	NA	NA	NA	NA	NA
		NRC - Add'l	UEAR2	NA	NA	\$78.10	NA	NA	NA	NA	NA	NA

BELLSOUTH/Xpedius RATES
NETWORK ELEMENTS
AND OTHER SERVICES
ENHANCED EXTENDED LINKS

	New EEL rates are the sum of the individual UNE network elements (interoffice transport and loop [channelization if applicable]).											
	NRC - Disconnect Charge - 1st	UEAR2	NA	NA	NA	NA	NA	NA	NA	NA	NA	NA
	NRC - Disconnect Charge - Add'l	UEAR2	NA	NA	NA	NA	NA	NA	NA	NA	NA	NA
	NRC - Electronic Svc Order, per LSR	SOMEK	NA	NA	\$3.50	NA	NA	NA	NA	NA	NA	NA
	NRC - Incremental Charge - Manual Service Order - 1st	SOMAN	NA	NA	\$18.94	NA	NA	NA	NA	NA	NA	NA
	NRC - Incremental Charge - Manual Service Order - Add'l	SOMAN	NA	NA	\$8.42	NA	NA	NA	NA	NA	NA	NA
	NRC - Incremental Charge - Manual Service Order - Disconnect	SOMAN	NA	NA	NA	NA	NA	NA	NA	NA	NA	NA
	NRC-All Existing Combination "Switch As Is" Conversion Charge (Note 6)											
	NRC-2/4-WIRE COMBINATION - "Switch As Is" Conversion Charge - 1st	UNCCC	\$54.03	\$32.75	\$58.43	\$54.09	\$54.23	\$54.09	\$54.00	\$54.26	\$54.13	
	NRC-2/4-WIRE COMBINATION - "Switch As Is" Conversion Charge - Add'l	UNCCC	\$32.11	\$32.75	\$26.99	\$32.16	\$32.24	\$32.16	\$32.10	\$32.25	\$32.17	
	NRC- 2/4-WIRE COMBINATION - "Switch As Is" Conversion Charge - Disconnect - 1st	UNCCC	\$0.00	\$16.77	\$12.61	\$0.00	\$0.00	\$0.00	\$0.00	\$0.00	\$0.00	
	NRC- 2/4-WIRE COMBINATION - "Switch As Is" Conversion Charge - Disconnect - Add'l	UNCCC	\$0.00	\$16.77	\$12.61	\$0.00	\$0.00	\$0.00	\$0.00	\$0.00	\$0.00	
	4-Wire Analog Voice Grade Loop											
	4-Wire Analog Voice Grade Loop per mile per month	1L5ND	\$0.00	\$0.00	\$0.00	\$0.00	\$0.00	\$0.00	\$0.00	\$0.00	\$0.00	\$0.00
	Zone 1	UEAL4	\$24.01	\$24.26	\$22.88	\$20.92	\$24.36	\$22.38	\$23.51	\$49.47	\$15.54	
	Zone 2	UEAL4	\$39.00	\$35.51	\$26.42	\$39.14	\$41.85	\$29.67	\$38.53	\$44.44	\$19.55	
	Zone 3	UEAL4	\$70.67	\$78.35	\$41.99	\$67.56	\$85.47	\$42.40	\$44.38	\$58.85	\$28.02	
	Zone 4	UEAL4	NA	NA	NA	NA	NA	\$55.96	NA	NA	NA	
	NRC - Ordinarily Combined in GA (Note 5)											
	NRC - 1st	UEAL4	NA	NA	\$206.95	NA	NA	NA	NA	NA	NA	NA
	NRC - Add'l	UEAL4	NA	NA	\$170.57	NA	NA	NA	NA	NA	NA	NA
	NRC - Disconnect Charge - 1st	UEAL4	NA	NA	NA	NA	NA	NA	NA	NA	NA	NA
	NRC - Disconnect Charge - Add'l	UEAL4	NA	NA	NA	NA	NA	NA	NA	NA	NA	NA
	NRC - Electronic Svc Order, per LSR	SOMEK	NA	NA	\$3.50	NA	NA	NA	NA	NA	NA	NA
	NRC - Incremental Charge - Manual Service Order - 1st	SOMAN	NA	NA	NA	NA	NA	NA	NA	NA	NA	NA
	NRC - Incremental Charge - Manual Service Order - Add'l	SOMAN	NA	NA	\$8.42	NA	NA	NA	NA	NA	NA	NA
	NRC - Incremental Charge - Manual Service Order - Disconnect	SOMAN	NA	NA	NA	NA	NA	NA	NA	NA	NA	NA
	NRC-All Existing Combination "Switch As Is" Conversion Charge (Note 6)											
	NRC-2/4-WIRE COMBINATION - "Switch As Is" Conversion Charge - 1st	UNCCC	\$54.03	\$32.75	\$58.43	\$54.09	\$54.23	\$54.09	\$54.00	\$54.26	\$54.13	
	NRC-2/4-WIRE COMBINATION - "Switch As Is" Conversion Charge - Add'l	UNCCC	\$32.11	\$32.75	\$26.99	\$32.16	\$32.24	\$32.16	\$32.10	\$32.25	\$32.17	
	NRC- 2/4-WIRE COMBINATION - "Switch As Is" Conversion Charge - Disconnect - 1st	UNCCC	\$0.00	\$16.77	\$12.61	\$0.00	\$0.00	\$0.00	\$0.00	\$0.00	\$0.00	
	NRC- 2/4-WIRE COMBINATION - "Switch As Is" Conversion Charge - Disconnect - Add'l	UNCCC	\$0.00	\$16.77	\$12.61	\$0.00	\$0.00	\$0.00	\$0.00	\$0.00	\$0.00	
	2-Wire ISDN Digital Grade Loop											
	2-Wire ISDN Loop per mile per month	1L5ND	\$0.00	\$0.00	\$0.00	\$0.00	\$0.00	\$0.00	\$0.00	\$0.00	\$0.00	\$0.00
	2-Wire ISDN Digital Grade Loop per month	U1L2X	NA	NA	NA	NA	NA	NA	\$24.98	NA	NA	NA
	Zone 1	U1L2X	\$23.23	\$32.34	\$21.89	\$23.66	\$21.15	\$21.86	TBD	\$21.40	\$15.54	
	Zone 2	U1L2X	\$37.74	\$47.35	\$25.27	\$44.28	\$36.32	\$28.97	TBD	\$34.91	\$19.55	
	Zone 3	U1L2X	\$68.38	\$104.47	\$40.17	\$76.42	\$74.19	\$41.40	TBD	\$40.17	\$28.02	
	Zone 4	U1L2X	NA	NA	NA	NA	NA	\$54.64	NA	NA	NA	
	NRC - Ordinarily Combined in GA (Note 5)											
	NRC - 1st	U1L2X	NA	NA	\$233.38	NA	NA	NA	NA	NA	NA	NA
	NRC - Add'l	U1L2X	NA	NA	\$180.35	NA	NA	NA	NA	NA	NA	NA
	NRC - Disconnect Charge - 1st	U1L2X	NA	NA	NA	NA	NA	NA	NA	NA	NA	NA
	NRC - Disconnect Charge - Add'l	U1L2X	NA	NA	NA	NA	NA	NA	NA	NA	NA	NA
	NRC - Electronic Svc Order, per LSR	SOMEK	NA	NA	\$3.50	NA	NA	NA	NA	NA	NA	NA
	NRC - Incremental Charge - Manual Service Order - 1st	SOMAN	NA	NA	\$18.94	NA	NA	NA	NA	NA	NA	NA
	NRC - Incremental Charge - Manual Service Order - Add'l	SOMAN	NA	NA	\$8.42	NA	NA	NA	NA	NA	NA	NA
	NRC - Incremental Charge - Manual Service Order - Disconnect	SOMAN	NA	NA	NA	NA	NA	NA	NA	NA	NA	NA
	NRC-All Existing Combination "Switch As Is" Conversion Charge (Note 6)											
	NRC-2/4-WIRE COMBINATION - "Switch As Is" Conversion Charge - 1st	UNCCC	\$54.03	\$32.75	\$58.43	\$54.09	\$54.23	\$54.09	\$54.00	\$54.26	\$54.13	
	NRC-2/4-WIRE COMBINATION - "Switch As Is" Conversion Charge - Add'l	UNCCC	\$32.11	\$32.75	\$26.99	\$32.16	\$32.24	\$32.16	\$32.10	\$32.25	\$32.17	
	NRC- 2/4-WIRE COMBINATION - "Switch As Is" Conversion Charge - Disconnect - 1st	UNCCC	\$0.00	\$16.77	\$12.61	\$0.00	\$0.00	\$0.00	\$0.00	\$0.00	\$0.00	
	NRC- 2/4-WIRE COMBINATION - "Switch As Is" Conversion Charge - Disconnect - Add'l	UNCCC	\$0.00	\$16.77	\$12.61	\$0.00	\$0.00	\$0.00	\$0.00	\$0.00	\$0.00	

BELLSOUTH/Xpedius RATES
NETWORK ELEMENTS
AND OTHER SERVICES
ENHANCED EXTENDED LINKS

	New EEL rates are the sum of the individual UNE network elements (interoffice transport and loop [channelization if applicable]).										
	4-Wire 56 kbps Digital Grade Loop										
	4-Wire 56 kbps Digital Grade Loop per mile per month	1L5ND	\$0.00	\$0.00	\$0.00	\$0.00	\$0.00	\$0.00	\$0.00	\$0.00	\$0.00
	4-Wire 56 kbps Digital Grade Loop per month	UDL56	NA	NA	NA	NA	NA	NA	\$32.67	NA	NA
	Zone 1	UDL56	\$27.33	\$33.90	\$26.44	NA	\$27.50	\$25.61	TBD	\$27.94	\$36.45
	Zone 2	UDL56	\$44.40	\$44.72	\$30.53	NA	\$47.25	\$33.94	TBD	\$45.81	\$45.87
	Zone 3	UDL56	\$80.45	\$50.85	\$46.53	NA	\$96.48	\$48.51	TBD	\$52.76	\$65.75
	Zone 4	UDL56	NA	NA	NA	NA	NA	\$64.02	NA	NA	NA
	NRC - Ordinarily Combined in GA (Note 5)										
	NRC - 1st	UDL56	NA	NA	\$348.55	NA	NA	NA	NA	NA	NA
	NRC - Add'l	UDL56	NA	NA	\$241.20	NA	NA	NA	NA	NA	NA
	NRC - Disconnect Dcharge - 1st	UDL56	NA	NA	NA	NA	NA	NA	NA	NA	NA
	NRC - Disconnect Charge - Add'l	UDL56	NA	NA	NA	NA	NA	NA	NA	NA	NA
	NRC - Electronic Svc Order, per LSR	SOMEC	NA	NA	\$3.50	NA	NA	NA	NA	NA	NA
	NRC - Incremental Charge - Manual Service Order - 1st	SOMAN	NA	NA	\$18.94	NA	NA	NA	NA	NA	NA
	NRC - Incremental Charge - Manual Service Order - Add'l	SOMAN	NA	NA	\$8.42	NA	NA	NA	NA	NA	NA
	NRC - Incremental Charge - Manual Service Order - Disconnect	SOMAN	NA	NA	NA	NA	NA	NA	NA	NA	NA
	NRC-All Existing Combination "Switch As Is" Conversion Charge (Note 6)										
	NRC-2/4-WIRE COMBINATION - "Switch As Is" Conversion Charge - 1st	UNCCC	\$54.03	\$32.75	\$58.43	\$54.09	\$54.23	\$54.09	\$54.00	\$54.26	\$54.13
	NRC-2/4-WIRE COMBINATION - "Switch As Is" Conversion Charge - Add'l	UNCCC	\$32.11	\$32.75	\$26.99	\$32.16	\$32.24	\$32.16	\$32.10	\$32.25	\$32.17
	NRC- 2/4-WIRE COMBINATION - "Switch As Is" Conversion Charge - Disconnect - 1st	UNCCC	\$0.00	\$16.77	\$12.61	\$0.00	\$0.00	\$0.00	\$0.00	\$0.00	\$0.00
	NRC- 2/4-WIRE COMBINATION - "Switch As Is" Conversion Charge - Disconnect - Add'l	UNCCC	\$0.00	\$16.77	\$12.61	\$0.00	\$0.00	\$0.00	\$0.00	\$0.00	\$0.00
	4-Wire 64 kbps Digital Grade Loop										
	4-Wire 64 kbps Digital Grade Loop per mile per month	1L5ND	\$0.00	\$0.00	\$0.00	\$0.00	\$0.00	\$0.00	\$0.00	\$0.00	\$0.00
	4-Wire 64 kbps Digital Grade Loop per month	UDL64	NA	NA	NA	NA	NA	NA	\$32.67	NA	NA
	Zone 1	UDL64	\$27.33	\$33.90	\$26.44	NA	\$27.50	\$25.61	TBD	\$27.94	\$36.45
	Zone 2	UDL64	\$44.40	\$44.72	\$30.53	NA	\$47.25	\$33.94	TBD	\$45.81	\$45.87
	Zone 3	UDL64	\$80.45	\$50.85	\$46.53	NA	\$96.48	\$48.51	TBD	\$52.76	\$65.75
	Zone 4	UDL64	NA	NA	NA	NA	NA	\$64.02	NA	NA	NA
	NRC - Ordinarily Combined in GA (Note 5)										
	NRC - 1st	UDL64	NA	NA	\$348.55	NA	NA	NA	NA	NA	NA
	NRC - Add'l	UDL64	NA	NA	\$241.20	NA	NA	NA	NA	NA	NA
	NRC - Disconnect Dcharge - 1st	UDL64	NA	NA	NA	NA	NA	NA	NA	NA	NA
	NRC - Disconnect Charge - Add'l	UDL64	NA	NA	NA	NA	NA	NA	NA	NA	NA
	NRC - Electronic Svc Order, per LSR	SOMEC	NA	NA	\$3.50	NA	NA	NA	NA	NA	NA
	NRC - Incremental Charge - Manual Service Order - 1st	SOMAN	NA	NA	\$18.94	NA	NA	NA	NA	NA	NA
	NRC - Incremental Charge - Manual Service Order - Add'l	SOMAN	NA	NA	\$8.42	NA	NA	NA	NA	NA	NA
	NRC - Incremental Charge - Manual Service Order - Disconnect	SOMAN	NA	NA	NA	NA	NA	NA	NA	NA	NA
	NRC-All Existing Combination "Switch As Is" Conversion Charge (Note 6)										
	NRC-2/4-WIRE COMBINATION - "Switch As Is" Conversion Charge - 1st	UNCCC	\$54.03	\$32.75	\$58.43	\$54.09	\$54.23	\$54.09	\$54.00	\$54.26	\$54.13
	NRC-2/4-WIRE COMBINATION - "Switch As Is" Conversion Charge - Add'l	UNCCC	\$32.11	\$32.75	\$26.99	\$32.16	\$32.24	\$32.16	\$32.10	\$32.25	\$32.17
	NRC- 2/4-WIRE COMBINATION - "Switch As Is" Conversion Charge - Disconnect - 1st	UNCCC	\$0.00	\$16.77	\$12.61	\$0.00	\$0.00	\$0.00	\$0.00	\$0.00	\$0.00
	NRC- 2/4-WIRE COMBINATION - "Switch As Is" Conversion Charge - Disconnect - Add'l	UNCCC	\$0.00	\$16.77	\$12.61	\$0.00	\$0.00	\$0.00	\$0.00	\$0.00	\$0.00
	4-Wire DS1 Digital Loop										
	4-Wire DS1 Digital Loop per mile per month	1L5ND	\$0.00	\$0.00	\$0.00	\$0.00	\$0.00	\$0.00	\$0.00	\$0.00	\$0.00
	4-Wire DS1 Digital Loop per month	USLXX	NA	NA	NA	NA	NA	NA	\$62.78	NA	NA
	Zone 1	USLXX	\$51.74	\$64.69	\$52.40	\$50.28	\$56.32	\$50.99	TBD	\$53.00	NA
	Zone 2	USLXX	\$84.05	\$94.71	\$60.51	\$94.06	\$96.73	\$67.58	TBD	\$89.93	NA
	Zone 3	USLXX	\$152.29	\$208.93	\$96.18	\$162.34	\$197.57	\$96.58	TBD	\$104.30	NA
	Zone 4	USLXX	NA	NA	NA	NA	NA	\$127.47	NA	NA	NA
	NRC - Ordinarily Combined in GA (Note 5)										
	NRC - 1st	USLXX	NA	NA	\$429.98	NA	NA	NA	NA	NA	NA
	NRC - Add'l	USLXX	NA	NA	\$268.18	NA	NA	NA	NA	NA	NA
	NRC - Disconnect Charge - 1st	USLXX	NA	NA	NA	NA	NA	NA	NA	NA	NA

BELLSOUTH/Xspedius RATES
 NETWORK ELEMENTS
 AND OTHER SERVICES
 ENHANCED EXTENDED LINKS

	New EEL rates are the sum of the individual UNE network elements (interoffice transport and loop [channelization if applicable]).											
	NRC - Disconnect Charge - Add'l	USLXX	NA	NA	NA	NA	NA	NA	NA	NA	NA	NA
	NRC - Electronic Svc Order, per LSR	SOMEK	NA	NA	\$3.50	NA	NA	NA	NA	NA	NA	NA
	NRC - Incremental Charge - Manual Service Order - 1st	SOMAN	NA	NA	\$18.94	NA	NA	NA	NA	NA	NA	NA
	NRC - Incremental Charge - Manual Service Order - Add'l	SOMAN	NA	NA	\$8.42	NA	NA	NA	NA	NA	NA	NA
	NRC - Incremental Charge - Manual Service Order - Disconnect	SOMAN	NA	NA	NA	NA	NA	NA	NA	NA	NA	NA
	NRC-All Existing Combination "Switch As Is" Conversion Charge (Note 6)											
	NRC-DS1 COMBINATION - "Switch As Is" Conversion Charge - 1st	UNCCC	\$54.03	\$32.75	\$58.43	\$54.09	\$54.23	\$54.09	\$54.00	\$54.26	\$54.13	
	NRC-DS1 COMBINATION - "Switch As Is" Conversion Charge - Add'l	UNCCC	\$32.11	\$32.75	\$26.99	\$32.16	\$32.24	\$32.16	\$32.10	\$32.25	\$32.17	
	NRC- DS1 COMBINATION - "Switch As Is" Conversion Charge - Disconnect - 1st	UNCCC	\$0.00	\$16.77	\$12.61	\$0.00	\$0.00	\$0.00	\$0.00	\$0.00	\$0.00	
	NRC- DS1 COMBINATION - "Switch As Is" Conversion Charge - Disconnect - Add'l	UNCCC	\$0.00	\$16.77	\$12.61	\$0.00	\$0.00	\$0.00	\$0.00	\$0.00	\$0.00	
	DS3 Local Loop											
	per mile per month	1L5ND	\$10.85	\$11.77	\$8.90	\$43.69	\$38.98	\$54.39	\$32.53	\$15.53	\$30.53	
	facility termination per month	UE3PX	\$419.65	\$404.58	\$390.34	\$436.95	\$497.08	\$427.81	\$387.01	\$421.60	\$400.21	
	NRC - Ordinarily Combined in GA (Note 5)											
	NRC - Facility Termination - 1st	UE3PX	NA	NA	\$639.50	NA	NA	NA	NA	NA	NA	NA
	NRC - Facility Termination - Add'l	UE3PX	NA	NA	\$426.40	NA	NA	NA	NA	NA	NA	NA
	NRC - Facility Termination - Disconnect - 1st	UE3PX	NA	NA	\$122.31	NA	NA	NA	NA	NA	NA	NA
	NRC - Facility Termination - Disconnect - Add'l	UE3PX	NA	NA	\$119.14	NA	NA	NA	NA	NA	NA	NA
	NRC - Manual Svc Order, per LSR	SOMAN	NA	NA	NA	NA	NA	NA	NA	NA	NA	NA
	NRC - Manual Svc Order, per LSR disconnect	SOMAN	NA	NA	NA	NA	NA	NA	NA	NA	NA	NA
	NRC - Electronic Svc Order, per LSR	SOMEK	NA	NA	\$3.50	NA	NA	NA	NA	NA	NA	NA
	NRC - Electronic Svc Order, per LSR disconnect	SOMEK	NA	NA	NA	NA	NA	NA	NA	NA	NA	NA
	NRC - Incremental Charge--Manual Svc Order - 1st	SOMAN	NA	NA	\$37.55	NA	NA	NA	NA	NA	NA	NA
	NRC - Incremental Charge--Manual Svc Order - Add'l	SOMAN	NA	NA	\$37.55	NA	NA	NA	NA	NA	NA	NA
	NRC - Incremental Cost - Manual Svc. Order vs. Elect-Disconnect-1st	SOMAN	NA	NA	\$18.03	NA	NA	NA	NA	NA	NA	NA
	NRC - Incremental Cost - Manual Svc. Order vs. Elect-Disconnect-Add'l	SOMAN	NA	NA	\$18.03	NA	NA	NA	NA	NA	NA	NA
	NRC-All Existing Combination "Switch As Is" Conversion Charge (Note 6)											
	NRC-DS3 COMBINATION - "Switch As Is" Conversion Charge - 1st	UNCCC	\$54.03	\$32.75	\$58.43	\$54.09	\$54.23	\$54.09	\$54.00	\$54.26	\$54.13	
	NRC-DS3 COMBINATION - "Switch As Is" Conversion Charge - Add'l	UNCCC	\$32.11	\$32.75	\$26.99	\$32.16	\$32.24	\$32.16	\$32.10	\$32.25	\$32.17	
	NRC- DS3 COMBINATION - "Switch As Is" Conversion Charge - Disconnect - 1st	UNCCC	\$0.00	\$16.77	\$12.61	\$0.00	\$0.00	\$0.00	\$0.00	\$0.00	\$0.00	
	NRC- DS3 COMBINATION - "Switch As Is" Conversion Charge - Disconnect - Add'l	UNCCC	\$0.00	\$16.77	\$12.61	\$0.00	\$0.00	\$0.00	\$0.00	\$0.00	\$0.00	
	STS-1 Local Loop											
	per mile per month	1L5ND	\$10.85	\$11.77	\$8.90	\$43.69	\$38.98	\$54.39	\$32.53	\$15.53	\$30.53	
	facility termination per month	UDLS1	\$419.65	\$446.09	\$421.59	\$436.95	\$497.08	\$427.81	\$387.01	\$431.32	\$400.21	
	NRC - Ordinarily Combined in GA (Note 5)											
	NRC - STS-1 - Facility Termination - 1st	UDLS1	NA	NA	\$639.50	NA	NA	NA	NA	NA	NA	NA
	NRC - STS-1 - Facility Termination - Add'l	UDLS1	NA	NA	\$426.40	NA	NA	NA	NA	NA	NA	NA
	NRC - STS-1 - Facility Termination - Disconnect - 1st	UDLS1	NA	NA	\$122.31	NA	NA	NA	NA	NA	NA	NA
	NRC - STS-1 - Facility Termination - Disconnect - Add'l	UDLS1	NA	NA	\$119.14	NA	NA	NA	NA	NA	NA	NA
	NRC - Manual Svc Order, per LSR	SOMAN	NA	NA	NA	NA	NA	NA	NA	NA	NA	NA
	NRC - Manual Svc Order, per LSR disconnect	SOMAN	NA	NA	NA	NA	NA	NA	NA	NA	NA	NA
	NRC - Electronic Svc Order, per LSR	SOMEK	NA	NA	\$3.50	NA	NA	NA	NA	NA	NA	NA
	NRC - Electronic Svc Order, per LSR disconnect	SOMEK	NA	NA	NA	NA	NA	NA	NA	NA	NA	NA
	NRC - STS-1 - Incremental Charge--Manual Svc Order - 1st	SOMAN	NA	NA	\$37.55	NA	NA	NA	NA	NA	NA	NA
	NRC - STS-1 - Incremental Charge--Manual Svc Order - Add'l	SOMAN	NA	NA	\$37.55	NA	NA	NA	NA	NA	NA	NA
	NRC - STS-1 - Incremental Cost - Manual Svc. Order vs. Elect-Disconnect-1st	SOMAN	NA	NA	\$18.03	NA	NA	NA	NA	NA	NA	NA
	NRC - STS-1 - Incremental Cost - Manual Svc. Order vs. Elect-Disconnect-Add'l	SOMAN	NA	NA	\$18.03	NA	NA	NA	NA	NA	NA	NA
	NRC-All Existing Combination "Switch As Is" Conversion Charge (Note 6)											
	NRC-STS-1 COMBINATION - "Switch As Is" Conversion Charge - 1st	UNCCC	\$54.03	\$32.75	\$58.43	\$54.09	\$54.23	\$54.09	\$54.00	\$54.26	\$54.13	
	NRC-STS-1 COMBINATION - "Switch As Is" Conversion Charge - Add'l	UNCCC	\$32.11	\$32.75	\$26.99	\$32.16	\$32.24	\$32.16	\$32.10	\$32.25	\$32.17	
	NRC- STS-1 COMBINATION - "Switch As Is" Conversion Charge - Disconnect - 1st	UNCCC	\$0.00	\$16.77	\$12.61	\$0.00	\$0.00	\$0.00	\$0.00	\$0.00	\$0.00	
	NRC- STS-1 COMBINATION - "Switch As Is" Conversion Charge - Disconnect - Add'l	UNCCC	\$0.00	\$16.77	\$12.61	\$0.00	\$0.00	\$0.00	\$0.00	\$0.00	\$0.00	

BELLSOUTH/Xspedius RATES
NETWORK ELEMENTS
AND OTHER SERVICES
ENHANCED EXTENDED LINKS

	New EEL rates are the sum of the individual UNE network elements (interoffice transport and loop [channelization if applicable]).										
	OC-3 Local Loop										
	per mile per month	1L5ND	\$7.09	\$8.93	\$6.75	\$33.15	\$29.58	\$41.27	\$24.69	\$11.78	\$23.16
	facility termination per month		\$1,123	\$648.60	\$630.21	\$436.95	\$753.65	\$689.68	\$611.36	\$701.71	\$620.20
	NRC - Ordinarily Combined in GA (Note 5)										
	NRC - OC3 - Facility Termination - 1st		NA	NA	\$947.69	NA	NA	NA	NA	NA	NA
	NRC - OC3 - Facility Termination - Add'l		NA	NA	\$413.00	NA	NA	NA	NA	NA	NA
	NRC - OC3 - Facility Termination - Disconnect - 1st		NA	NA	\$122.31	NA	NA	NA	NA	NA	NA
	NRC - OC3 - Facility Termination - Disconnect - Add'l		NA	NA	\$119.14	NA	NA	NA	NA	NA	NA
	NRC - Electronic Svc Order, per LSR	SOMECS	NA	NA	\$3.50	NA	NA	NA	NA	NA	NA
	NRC - OC3 - Incremental Charge--Manual Svc Order - 1st	SOMAN	NA	NA	\$37.55	NA	NA	NA	NA	NA	NA
	NRC - OC3 - Incremental Charge--Manual Svc Order - Add'l	SOMAN	NA	NA	\$37.55	NA	NA	NA	NA	NA	NA
	NRC - OC3 -Incremental Cost - Manual Svc. Order vs. Elect-Disconnect-1st	SOMAN	NA	NA	\$18.03	NA	NA	NA	NA	NA	NA
	NRC - OC3 -Incremental Cost - Manual Svc. Order vs. Elect-Disconnect-Add'l	SOMAN	NA	NA	\$18.03	NA	NA	NA	NA	NA	NA
	NRC-All Existing Combination "Switch As Is" Conversion Charge (Note 6)										
	NRC-OC-3 COMBINATION - "Switch As Is" Conversion Charge - 1st	UNCCC	\$54.03	\$32.75	\$58.43	\$54.09	\$54.23	\$54.09	\$54.00	\$54.26	\$54.13
	NRC-OC-3 COMBINATION - "Switch As Is" Conversion Charge - Add'l	UNCCC	\$32.11	\$32.75	\$26.99	\$32.16	\$32.24	\$32.16	\$32.10	\$32.25	\$32.17
	NRC- OC-3 COMBINATION - "Switch As Is" Conversion Charge - Disconnect - 1st	UNCCC	\$0.00	\$16.77	\$12.61	\$0.00	\$0.00	\$0.00	\$0.00	\$0.00	\$0.00
	NRC- OC-3 COMBINATION - "Switch As Is" Conversion Charge - Disconnect - Add'l	UNCCC	\$0.00	\$16.77	\$12.61	\$0.00	\$0.00	\$0.00	\$0.00	\$0.00	\$0.00
	OC-12 Local Loop										
	per mile per month	1L5ND	\$10.13	\$11.18	\$8.31	\$40.80	\$36.40	\$50.79	\$30.38	\$14.50	\$28.51
	facility termination per month		\$5,630	\$2,068	\$2,109.00	\$2,457	\$2,571	\$2,371	\$2,122	\$2,663	\$2,079
	NRC - Ordinarily Combined in GA (Note 5)										
	NRC - OC12 - Facility Termination - 1st		NA	NA	\$1,162.00	NA	NA	NA	NA	NA	NA
	NRC - OC12 - Facility Termination - Add'l		NA	NA	\$413.00	NA	NA	NA	NA	NA	NA
	NRC - OC12 - Facility Termination - Disconnect - 1st		NA	NA	\$122.31	NA	NA	NA	NA	NA	NA
	NRC - OC12 - Facility Termination - Disconnect - Add'l		NA	NA	\$119.14	NA	NA	NA	NA	NA	NA
	NRC - Electronic Svc Order, per LSR	SOMECS	NA	NA	\$3.50	NA	NA	NA	NA	NA	NA
	NRC -OC12 - Incremental Charge - Manual Svc Order - 1st	SOMAN	NA	NA	\$37.55	NA	NA	NA	NA	NA	NA
	NRC - OC12 - Incremental Charge - Manual Svc Order - Add'l	SOMAN	NA	NA	\$37.55	NA	NA	NA	NA	NA	NA
	NRC - OC12 - Incremental Cost-Manual Svc. Order vs. Elect-Disconnect-1st	SOMAN	NA	NA	\$18.03	NA	NA	NA	NA	NA	NA
	NRC - OC12 - Incremental Cost-Manual Svc. Order vs. Elect-Disconnect-Add'l	SOMAN	NA	NA	\$18.03	NA	NA	NA	NA	NA	NA
	NRC-All Existing Combination "Switch As Is" Conversion Charge (Note 6)										
	NRC-OC-12 COMBINATION - "Switch As Is" Conversion Charge - 1st	UNCCC	\$54.03	\$32.75	\$58.43	\$54.09	\$54.23	\$54.09	\$54.00	\$54.26	\$54.13
	NRC-OC-12 COMBINATION - "Switch As Is" Conversion Charge - Add'l	UNCCC	\$32.11	\$32.75	\$26.99	\$32.16	\$32.24	\$32.16	\$32.10	\$32.25	\$32.17
	NRC- OC-12 COMBINATION - "Switch As Is" Conversion Charge - Disconnect - 1st	UNCCC	\$0.00	\$16.77	\$12.61	\$0.00	\$0.00	\$0.00	\$0.00	\$0.00	\$0.00
	NRC- OC-12 COMBINATION - "Switch As Is" Conversion Charge - Disconnect - Add'l	UNCCC	\$0.00	\$16.77	\$12.61	\$0.00	\$0.00	\$0.00	\$0.00	\$0.00	\$0.00
	OC-48 Local Loop										
	per mile per month	1L5ND	\$33.22	\$36.67	\$27.25	\$166.59	\$119.40	\$166.59	\$120.02	\$47.57	\$93.50
	facility termination per month		\$1,947	\$1,699	\$1,598.00	\$2,129	\$2,268	\$1,753	\$1,677	\$1,733	\$1,832
	OC-12 Interface on OC-48 Loop per month		\$699.62	\$592.09	\$594.80	\$725.77	\$723.29	\$667.00	\$582.66	\$773.40	\$570.54
	NRC - Ordinarily Combined in GA (Note 5)										
	NRC - OC48 - Facility Termination - 1st		NA	NA	\$1,162.00	NA	NA	NA	NA	NA	NA
	NRC - OC48 - Facility Termination - Add'l		NA	NA	\$413.00	NA	NA	NA	NA	NA	NA
	NRC - OC48 - Interface OC12 on OC48 - 1st		NA	NA	\$539.36	NA	NA	NA	NA	NA	NA
	NRC - OC48 - Interface OC12 on OC48 - Add'l		NA	NA	\$317.38	NA	NA	NA	NA	NA	NA
	NRC - OC48 - Facility Termination - Disconnect - 1st		NA	NA	\$122.31	NA	NA	NA	NA	NA	NA
	NRC - OC48 - Facility Termination - Disconnect - Add'l		NA	NA	\$119.14	NA	NA	NA	NA	NA	NA
	NRC - OC48 - Interface OC12 on OC48 - Disconnect - 1st		NA	NA	\$122.31	NA	NA	NA	NA	NA	NA
	NRC - OC48 - Interface OC12 on OC48 - Disconnect - Add'l		NA	NA	\$119.14	NA	NA	NA	NA	NA	NA
	NRC - Electronic Svc Order, per LSR	SOMECS	NA	NA	\$3.50	NA	NA	NA	NA	NA	NA
	NRC - OC48 - Facility Termination-Manual Svc Order vs Electronic-Disconnect-	SOMAN	NA	NA	\$37.55	NA	NA	NA	NA	NA	NA
	NRC - OC48 - Facility Termination-Manual Svc Order vs Electronic-Disconnect-	SOMAN	NA	NA	\$37.55	NA	NA	NA	NA	NA	NA
	NRC - OC48 - Interface - Manual Svc Order vs Electronic-Disconnect-1st	SOMAN	NA	NA	\$37.55	NA	NA	NA	NA	NA	NA

BELLSOUTH/Xpedius RATES
 NETWORK ELEMENTS
 AND OTHER SERVICES
 ENHANCED EXTENDED LINKS

New EEL rates are the sum of the individual UNE network elements (interoffice transport and loop [channelization if applicable]).											
	NRC - OC48 - Interface - Manual Svc Order vs Electronic-Disconnect-Add'l	SOMAN	NA	NA	\$37.55	NA	NA	NA	NA	NA	NA
	NRC - OC-48 - Incremental Charge--Manual Svc Order-1st	SOMAN	NA	NA	\$18.03	NA	NA	NA	NA	NA	NA
	NRC - OC-48 - Incremental Charge--Manual Svc Order-Add'l	SOMAN	NA	NA	\$18.03	NA	NA	NA	NA	NA	NA
	NRC - OC48 - Interface OC12 on OC48 - Incremental Charge--Manual Svc Ord	SOMAN	NA	NA	\$18.03	NA	NA	NA	NA	NA	NA
	NRC - OC48 - Interface OC12 on OC48 - Incremental Charge--Manual Svc Ord	SOMAN	NA	NA	\$18.03	NA	NA	NA	NA	NA	NA
	NRC-All Existing Combination "Switch As Is" Conversion Charge (Note 6)										
	NRC-OC-48 COMBINATION - "Switch As Is" Conversion Charge - 1st	UNCCC	\$54.03	\$32.75	\$58.43	\$54.09	\$54.23	\$54.09	\$54.00	\$54.26	\$54.13
	NRC-OC-48 COMBINATION - "Switch As Is" Conversion Charge - Add'l	UNCCC	\$32.11	\$32.75	\$26.99	\$32.16	\$32.24	\$32.16	\$32.10	\$32.25	\$32.17
	NRC - OC-48 COMBINATION - "Switch As Is" Conversion Charge - Disconnect - 1st	UNCCC	\$0.00	\$16.77	\$12.61	\$0.00	\$0.00	\$0.00	\$0.00	\$0.00	\$0.00
	NRC - OC-48 COMBINATION - "Switch As Is" Conversion Charge - Disconnect - Add'l	UNCCC	\$0.00	\$16.77	\$12.61	\$0.00	\$0.00	\$0.00	\$0.00	\$0.00	\$0.00
	Local Channels:										
	Local Channel - Dedicated - 2-Wire VG										
	Monthly Recurring per month	ULDV2	\$14.61	\$29.33	\$13.91	\$22.26	\$14.94	\$17.83	\$14.83	\$16.83	\$19.02
	Monthly Recurring per mile per month	1L5NC	\$0.00	\$0.00	\$0.00	\$0.00	\$0.00	\$0.00	\$0.00	\$0.00	\$0.00
	NRC - Ordinarily Combined in GA (Note 5)										
	NRC - 2-wire VG Local Channel - 1st	ULDV2	NA	NA	\$245.43	NA	NA	NA	NA	NA	NA
	NRC - 2-wire VG Local Channel -Add'l	ULDV2	NA	NA	\$33.90	NA	NA	NA	NA	NA	NA
	NRC - Electronic Svc Order, per LSR	SOMEK	NA	NA	\$3.50	NA	NA	NA	NA	NA	NA
	NRC - 2-Wire VG - Incremental Charge--Manual Svc Order - 1st	SOMAN	NA	NA	\$33.63	NA	NA	NA	NA	NA	NA
	NRC - 2-Wire VG - Incremental Charge--Manual Svc Order - Add'l	SOMAN	NA	NA	\$27.49	NA	NA	NA	NA	NA	NA
	NRC - 2-Wire VG - Incremental Charge--Manual Svc Order - Disconnect - 1st	SOMAN	NA	NA	\$22.24	NA	NA	NA	NA	NA	NA
	NRC - 2-Wire VG - Incremental Charge--Manual Svc Order - Disconnect - Add'l	SOMAN	NA	NA	\$8.08	NA	NA	NA	NA	NA	NA
	NRC-All Existing Combination "Switch As Is" Conversion Charge (Note 6)										
	NRC-2/4-WIRE COMBINATION - "Switch As Is" Conversion Charge - 1st	UNCCC	\$54.03	\$32.75	\$58.43	\$54.09	\$54.23	\$54.09	\$54.00	\$54.26	\$54.13
	NRC-2/4-WIRE COMBINATION - "Switch As Is" Conversion Charge - Add'l	UNCCC	\$32.11	\$32.75	\$26.99	\$32.16	\$32.24	\$32.16	\$32.10	\$32.25	\$32.17
	NRC- 2/4-WIRE COMBINATION - "Switch As Is" Conversion Charge - Disconnect - 1st	UNCCC	\$0.00	\$16.77	\$12.61	\$0.00	\$0.00	\$0.00	\$0.00	\$0.00	\$0.00
	NRC- 2/4-WIRE COMBINATION - "Switch As Is" Conversion Charge - Disconnect - Add'l	UNCCC	\$0.00	\$16.77	\$12.61	\$0.00	\$0.00	\$0.00	\$0.00	\$0.00	\$0.00
	Local Channel - Dedicated - 2-Wire VG - Rev Bat.										
	Monthly Recurring per month	ULDR2	\$14.61	\$26.31	\$13.91	\$22.26	\$14.94	\$17.83	\$14.82	\$16.83	\$19.02
	Monthly Recurring per mile per month	1L5NC	\$0.00	\$0.00	\$0.00	\$0.00	\$0.00	\$0.00	\$0.00	\$0.00	\$0.00
	NRC - Ordinarily Combined in GA (Note 5)										
	NRC - 2-wire VG Local Channel - 1st	ULDR2	NA	NA	\$245.43	NA	NA	NA	NA	NA	NA
	NRC - 2-wire VG Local Channel -Add'l	ULDR2	NA	NA	\$33.90	NA	NA	NA	NA	NA	NA
	NRC - Electronic Svc Order, per LSR	SOMEK	NA	NA	\$3.50	NA	NA	NA	NA	NA	NA
	NRC - 2-Wire VG - Incremental Charge--Manual Svc Order - 1st	SOMAN	NA	NA	\$33.63	NA	NA	NA	NA	NA	NA
	NRC - 2-Wire VG - Incremental Charge--Manual Svc Order - Add'l	SOMAN	NA	NA	\$27.49	NA	NA	NA	NA	NA	NA
	NRC - 2-Wire VG - Incremental Charge--Manual Svc Order - Disconnect - 1st	SOMAN	NA	NA	\$22.24	NA	NA	NA	NA	NA	NA
	NRC - 2-Wire VG - Incremental Charge--Manual Svc Order - Disconnect - Add'l	SOMAN	NA	NA	\$8.08	NA	NA	NA	NA	NA	NA
	NRC-All Existing Combination "Switch As Is" Conversion Charge (Note 6)										
	NRC-2/4-WIRE COMBINATION - "Switch As Is" Conversion Charge - 1st	UNCCC	\$54.03	\$32.75	\$58.43	\$54.09	\$54.23	\$54.09	\$54.00	\$54.26	\$54.13
	NRC-2/4-WIRE COMBINATION - "Switch As Is" Conversion Charge - Add'l	UNCCC	\$32.11	\$32.75	\$26.99	\$32.16	\$32.24	\$32.16	\$32.10	\$32.25	\$32.17
	NRC- 2/4-WIRE COMBINATION - "Switch As Is" Conversion Charge - Disconnect - 1st	UNCCC	\$0.00	\$16.77	\$12.61	\$0.00	\$0.00	\$0.00	\$0.00	\$0.00	\$0.00
	NRC- 2/4-WIRE COMBINATION - "Switch As Is" Conversion Charge - Disconnect - Add'l	UNCCC	\$0.00	\$16.77	\$12.61	\$0.00	\$0.00	\$0.00	\$0.00	\$0.00	\$0.00
	Local Channel - Dedicated - 4-Wire VG										
	Monthly Recurring per month	ULDV4	\$15.77	\$30.50	\$14.99	\$23.38	\$16.21	\$19.03	\$15.87	\$18.05	\$20.14
	Monthly Recurring per mile per month	1L5NC	\$0.00	\$0.00	\$0.00	\$0.00	\$0.00	\$0.00	\$0.00	\$0.00	\$0.00
	NRC - Ordinarily Combined in GA (Note 5)										
	NRC-4-wire VG Local Channel - 1st	ULDV4	NA	NA	\$245.43	NA	NA	NA	NA	NA	NA
	NRC-4-wire VG Local Channel - Add'l	ULDV4	NA	NA	\$33.90	NA	NA	NA	NA	NA	NA
	NRC - Electronic Svc Order, per LSR	SOMEK	NA	NA	\$3.50	NA	NA	NA	NA	NA	NA
	NRC - 4-Wire VG Local Channel - Incremental Charge--Manual Svc Order - 1st	SOMAN	NA	NA	\$33.63	NA	NA	NA	NA	NA	NA
	NRC - 4-Wire VG Local Channel - Incremental Charge--Manual Svc Order - Add'l	SOMAN	NA	NA	\$27.49	NA	NA	NA	NA	NA	NA

BELLSOUTH/Xpedius RATES
NETWORK ELEMENTS
AND OTHER SERVICES
ENHANCED EXTENDED LINKS

		New EEL rates are the sum of the individual UNE network elements (interoffice transport and loop [channelization if applicable]).										
		NRC - 4-Wire VG Local Channel - Incremental Charge--Manual Svc Order - Disconnect	SOMAN	NA	NA	\$22.24	NA	NA	NA	NA	NA	NA
		NRC - 4-Wire VG Local Channel - Incremental Charge--Manual Svc Order - Disconnect	SOMAN	NA	NA	\$8.08	NA	NA	NA	NA	NA	NA
		NRC-All Existing Combination "Switch As Is" Conversion Charge (Note 6)										
		NRC-2/4-WIRE COMBINATION - "Switch As Is" Conversion Charge - 1st	UNCCC	\$54.03	\$32.75	\$58.43	\$54.09	\$54.23	\$54.09	\$54.00	\$54.26	\$54.13
		NRC-2/4-WIRE COMBINATION - "Switch As Is" Conversion Charge - Add'l	UNCCC	\$32.11	\$32.75	\$26.99	\$32.16	\$32.24	\$32.16	\$32.10	\$32.25	\$32.17
		NRC - 2/4-WIRE COMBINATION - "Switch As Is" Conversion Charge - Disconnect - 1st	UNCCC	\$0.00	\$16.77	\$12.61	\$0.00	\$0.00	\$0.00	\$0.00	\$0.00	\$0.00
		NRC- 2/4-WIRE COMBINATION - "Switch As Is" Conversion Charge - Disconnect - Add'l	UNCCC	\$0.00	\$16.77	\$12.61	\$0.00	\$0.00	\$0.00	\$0.00	\$0.00	\$0.00
		Local Channel - Dedicated - DS1										
		DS1 Monthly Recurring per month	ULDF1	\$35.52	\$43.53	\$38.36	\$43.80	\$43.80	\$38.91	\$35.68	\$37.20	\$40.27
		Monthly Recurring per mile per month	1L5NC	\$0.00	\$0.00	\$0.00	\$0.00	\$0.00	\$0.00	\$0.00	\$0.00	\$0.00
		NRC - Ordinarily Combined in GA (Note 5)										
		NRC - DS1 Local Channel - 1st	ULDF1	NA	NA	\$166.88	NA	NA	NA	NA	NA	NA
		NRC - DS1 Local Channel - Add'l	ULDF1	NA	NA	\$84.14	NA	NA	NA	NA	NA	NA
		NRC - Electronic Svc Order, per LSR	SOMECS	NA	NA	\$3.50	NA	NA	NA	NA	NA	NA
		NRC - DS1 Local Channel - Incremental Charge--Manual Svc Order - 1st	SOMAN	NA	NA	\$65.60	NA	NA	NA	NA	NA	NA
		NRC - DS1 Local Channel - Incremental Charge--Manual Svc Order - Add'l	SOMAN	NA	NA	\$33.53	NA	NA	NA	NA	NA	NA
		NRC - DS1 Local Channel - Incremental Charge--Manual Svc Order - Disconnect - 1st	SOMAN	NA	NA	\$35.76	NA	NA	NA	NA	NA	NA
		NRC - DS1 Local Channel - Incremental Charge--Manual Svc Order - Disconnect - Add'l	SOMAN	NA	NA	\$14.05	NA	NA	NA	NA	NA	NA
		NRC-All Existing Combination "Switch As Is" Conversion Charge (Note 6)										
		NRC-DS1 COMBINATION - "Switch As Is" Conversion Charge - 1st	UNCCC	\$54.03	\$32.75	\$58.43	\$54.09	\$54.23	\$54.09	\$54.00	\$54.26	\$54.13
		NRC-DS1 COMBINATION - "Switch As Is" Conversion Charge - Add'l	UNCCC	\$32.11	\$32.75	\$26.99	\$32.16	\$32.24	\$32.16	\$32.10	\$32.25	\$32.17
		NRC- DS1 COMBINATION - "Switch As Is" Conversion Charge - Disconnect - 1st	UNCCC	\$0.00	\$16.77	\$12.61	\$0.00	\$0.00	\$0.00	\$0.00	\$0.00	\$0.00
		NRC- DS1 COMBINATION - "Switch As Is" Conversion Charge - Disconnect - Add'l	UNCCC	\$0.00	\$16.77	\$12.61	\$0.00	\$0.00	\$0.00	\$0.00	\$0.00	\$0.00
		Local Channel - Dedicated - DS3										
		DS3 Local Channel - per mile per month	1L5NC	\$8.44	\$9.32	\$6.92	\$34.00	\$30.34	NA	NA	\$12.08	\$23.76
		DS3 Local Channel - Facility Termination per month	ULDF3	\$535.92	\$556.27	\$515.91	\$635.09	\$669.01	\$533.33	\$498.87	\$493.31	\$607.28
		NRC - Ordinarily Combined in GA (Note 5)										
		NRC - DS3 Local Channel Facility Termination - 1st	ULDF3	NA	NA	\$639.50	NA	NA	NA	NA	NA	NA
		NRC - DS3 Local Channel - Facility Termination - Add'l	ULDF3	NA	NA	\$426.40	NA	NA	NA	NA	NA	NA
		NRC - Electronic Svc Order, per LSR	SOMECS	NA	NA	\$3.50	NA	NA	NA	NA	NA	NA
		NRC - DS3 Local Channel - Incremental Charge--Manual Svc Order - 1st	SOMAN	NA	NA	\$37.55	NA	NA	NA	NA	NA	NA
		NRC - DS3 Local Channel - Incremental Charge--Manual Svc Order - Add'l	SOMAN	NA	NA	\$37.55	NA	NA	NA	NA	NA	NA
		NRC - DS3 Local Channel - Incremental Charge--Manual Svc Order - Disconnect - 1st	SOMAN	NA	NA	\$18.03	NA	NA	NA	NA	NA	NA
		NRC - DS3 Local Channel - Incremental Charge--Manual Svc Order - Disconnect - Add'l	SOMAN	NA	NA	\$18.03	NA	NA	NA	NA	NA	NA
		NRC-All Existing Combination "Switch As Is" Conversion Charge (Note 6)										
		NRC-DS3 COMBINATION - "Switch As Is" Conversion Charge - 1st	UNCCC	\$54.03	\$32.75	\$71.04	\$54.09	\$54.23	\$54.09	\$54.00	\$54.26	\$54.13
		NRC-DS3 COMBINATION - "Switch As Is" Conversion Charge - Add'l	UNCCC	\$32.11	\$32.75	\$39.60	\$32.16	\$32.24	\$32.16	\$32.10	\$32.25	\$32.17
		NRC- DS3 COMBINATION - "Switch As Is" Conversion Charge - Disconnect - 1st	UNCCC	\$0.00	\$16.77	\$0.00	\$0.00	\$0.00	\$0.00	\$0.00	\$0.00	\$0.00
		NRC- DS3 COMBINATION - "Switch As Is" Conversion Charge - Disconnect - Add'l	UNCCC	\$0.00	\$16.77	\$0.00	\$0.00	\$0.00	\$0.00	\$0.00	\$0.00	\$0.00
		Local Channel - Dedicated - STS-1										
		STS-1 Local Channel - per mile per month	1L5NC	\$8.44	\$9.32	\$6.92	\$34.00	\$8.77	\$38.98	NA	\$12.08	\$25.11
		STS-1 Local Channel - Facility Termination per month	ULDFS	\$525.40	\$569.67	\$517.56	\$635.09	\$558.00	\$531.39	\$512.00	\$481.14	\$615.65
		NRC - Ordinarily Combined in GA (Note 5)										
		NRC - STS-1 Local Channel Facility Termination - 1st	ULDFS	NA	NA	\$761.81	NA	NA	NA	NA	NA	NA
		NRC - STS-1 Local Channel - Facility Termination - Add'l	ULDFS	NA	NA	\$545.54	NA	NA	NA	NA	NA	NA
		NRC - Electronic Svc Order, per LSR	SOMECS	NA	NA	\$3.50	NA	NA	NA	NA	NA	NA
		NRC - STS-1 Local Channel - Incremental Charge--Manual Svc Order - 1st	SOMAN	NA	NA	\$37.55	NA	NA	NA	NA	NA	NA
		NRC - STS-1 Local Channel - Incremental Charge--Manual Svc Order - Add'l	SOMAN	NA	NA	\$37.55	NA	NA	NA	NA	NA	NA
		NRC - STS-1 Local Channel - Incremental Charge--Manual Svc Order - Disconnect - 1st	SOMAN	NA	NA	\$18.03	NA	NA	NA	NA	NA	NA
		NRC - STS-1 Local Channel - Incremental Charge--Manual Svc Order - Disconnect - Add'l	SOMAN	NA	NA	\$18.03	NA	NA	NA	NA	NA	NA
		NRC-All Existing Combination "Switch As Is" Conversion Charge (Note 6)										
		NRC-STS-1 COMBINATION - "Switch As Is" Conversion Charge - 1st	UNCCC	\$54.03	\$32.75	\$58.43	\$54.09	\$54.23	\$54.09	\$54.00	\$54.26	\$54.13

BELLSOUTH/Xspedius RATES
NETWORK ELEMENTS
AND OTHER SERVICES
ENHANCED EXTENDED LINKS

	New EEL rates are the sum of the individual UNE network elements (interoffice transport and loop [channelization if applicable]).										
	NRC-ST5-1 COMBINATION - "Switch As Is" Conversion Charge - Add'l	UNCCC	\$32.11	\$32.75	\$26.99	\$32.16	\$32.24	\$32.16	\$32.10	\$32.25	\$32.17
	NRC - ST5-1 COMBINATION - "Switch As Is" Conversion Charge - Disconnect - 1st	UNCCC	\$0.00	\$16.77	\$12.61	\$0.00	\$0.00	\$0.00	\$0.00	\$0.00	\$0.00
	NRC - ST5-1 COMBINATION - "Switch As Is" Conversion Charge - Disconnect - Add'l	UNCCC	\$0.00	\$16.77	\$12.61	\$0.00	\$0.00	\$0.00	\$0.00	\$0.00	\$0.00
	Local Channel - OC3										
	Local Channel - OC3 - per Mile	1L5NC	\$8.23	\$7.83	\$6.75	\$33.15	\$29.58	\$41.27	\$24.69	\$11.78	\$23.16
	Local Channel - OC3 - per Facility Termination	TBA	\$691.33	\$940.35	\$630.21	\$713.29	\$753.65	\$689.68	\$611.36	\$701.71	\$620.20
	NRC - Ordinarily Combined in GA (Note 5)										
	NRC - OC3 - Facility Termination - 1st	TBA	NA	NA	\$947.69	NA	NA	NA	NA	NA	NA
	NRC - OC3 - Facility Termination - Add'l	TBA	NA	NA	\$413.00	NA	NA	NA	NA	NA	NA
	NRC - OC3 - Facility Termination - Disconnect - 1st	TBA	NA	NA	\$122.31	NA	NA	NA	NA	NA	NA
	NRC - OC3 - Facility Termination - Disconnect - Add'l	TBA	NA	NA	\$119.14	NA	NA	NA	NA	NA	NA
	NRC - Electronic Svc Order, per LSR	SOME	NA	NA	\$3.50	NA	NA	NA	NA	NA	NA
	NRC - OC3 - Incremental Charge--Manual Svc Order - 1st	SOMAN	NA	NA	\$37.55	NA	NA	NA	NA	NA	NA
	NRC - OC3 - Incremental Charge--Manual Svc Order - Add'l	SOMAN	NA	NA	\$37.55	NA	NA	NA	NA	NA	NA
	NRC - OC3 -Incremental Cost - Manual Svc. Order vs. Elect-Disconnect-1st	SOMAN	NA	NA	\$18.03	NA	NA	NA	NA	NA	NA
	NRC - OC3 -Incremental Cost - Manual Svc. Order vs. Elect-Disconnect-Add'l	SOMAN	NA	NA	\$18.03	NA	NA	NA	NA	NA	NA
	NRC-All Existing Combination "Switch As Is" Conversion Charge (Note 6)										
	NRC-OC-3 COMBINATION - "Switch As Is" Conversion Charge - 1st	UNCCC	\$54.03	\$32.75	\$58.43	\$54.09	\$54.23	\$54.09	\$54.00	\$54.26	\$54.13
	NRC-OC-3 COMBINATION - "Switch As Is" Conversion Charge - Add'l	UNCCC	\$32.11	\$32.75	\$26.99	\$32.16	\$32.24	\$32.16	\$32.10	\$32.25	\$32.17
	NRC - OC-3 COMBINATION - "Switch As Is" Conversion Charge - Disconnect - 1st	UNCCC	\$0.00	\$16.77	\$12.61	\$0.00	\$0.00	\$0.00	\$0.00	\$0.00	\$0.00
	NRC - OC-3 COMBINATION - "Switch As Is" Conversion Charge - Disconnect - Add'l	UNCCC	\$0.00	\$16.77	\$12.61	\$0.00	\$0.00	\$0.00	\$0.00	\$0.00	\$0.00
	Local Channel - OC12	USOC	AL	FL	GA	KY	LA	MS	NC	SC	TN
	Local Channel - OC12 - per Mile	1L5NC	\$10.13	\$11.18	\$8.31	\$40.80	\$36.40	\$50.79	\$30.38	\$14.50	\$28.51
	Local Channel - OC12 - per Facility Termination	TBA	\$2,557	\$2,753	\$2,109.00	\$2,457	\$2,571	\$2,371	\$2,122	\$2,663	\$2,079
	NRC - Ordinarily Combined in GA (Note 5)										
	NRC - OC12 - Facility Termination - 1st	TBA	NA	NA	\$1,162.00	NA	NA	NA	NA	NA	NA
	NRC - OC12 - Facility Termination - Add'l	TBA	NA	NA	\$413.00	NA	NA	NA	NA	NA	NA
	NRC - OC12 - Facility Termination - Disconnect - 1st	TBA	NA	NA	\$122.31	NA	NA	NA	NA	NA	NA
	NRC - OC12 - Facility Termination - Disconnect - Add'l	TBA	NA	NA	\$119.14	NA	NA	NA	NA	NA	NA
	NRC - Electronic Svc Order, per LSR	SOME	NA	NA	\$3.50	NA	NA	NA	NA	NA	NA
	NRC -OC12 - Incremental Charge - Manual Svc Order - 1st	SOMAN	NA	NA	\$37.55	NA	NA	NA	NA	NA	NA
	NRC - OC12 - Incremental Charge - Manual Svc Order - Add'l	SOMAN	NA	NA	\$37.55	NA	NA	NA	NA	NA	NA
	NRC - OC12 - Incremental Cost-Manual Svc. Order vs. Elect-Disconnect-1st	SOMAN	NA	NA	\$18.03	NA	NA	NA	NA	NA	NA
	NRC - OC12 - Incremental Cost-Manual Svc. Order vs. Elect-Disconnect-Add'l	SOMAN	NA	NA	\$18.03	NA	NA	NA	NA	NA	NA
	NRC-All Existing Combination "Switch As Is" Conversion Charge (Note 6)										
	NRC-OC-12 COMBINATION - "Switch As Is" Conversion Charge - 1st	UNCCC	\$54.03	\$32.75	\$58.43	\$54.09	\$54.23	\$54.09	\$54.00	\$54.26	\$54.13
	NRC-OC-12 COMBINATION - "Switch As Is" Conversion Charge - Add'l	UNCCC	\$32.11	\$32.75	\$26.99	\$32.16	\$32.24	\$32.16	\$32.10	\$32.25	\$32.17
	NRC - OC-12 COMBINATION - "Switch As Is" Conversion Charge - Disconnect - 1st	UNCCC	\$0.00	\$16.77	\$12.61	\$0.00	\$0.00	\$0.00	\$0.00	\$0.00	\$0.00
	NRC - OC-12 COMBINATION - "Switch As Is" Conversion Charge - Disconnect - Add'l	UNCCC	\$0.00	\$16.77	\$12.61	\$0.00	\$0.00	\$0.00	\$0.00	\$0.00	\$0.00
	Local Channel - OC48	USOC	AL	FL	GA	KY	LA	MS	NC	SC	TN
	Local Channel - OC48 - per Mile	1L5NC	\$33.22	\$36.67	\$27.25	\$133.84	\$119.40	\$166.59	\$120.02	\$47.57	\$93.50
	Local Channel - OC48 - per Facility Termination	TBA	\$1,713	\$1,944	\$1,598.00	\$2,129	\$2,268	\$1,753	\$1,677	\$1,733	\$1,832
	Local Channel - OC12 interface on OC48 Facility	TBA	\$736.71	\$586.28	\$594.80	\$725.77	\$723.29	\$667.00	\$582.66	\$773.40	\$570.54
	NRC - Ordinarily Combined in GA (Note 5)										
	NRC - OC48 - Facility Termination - 1st	TBA	NA	NA	\$1,162.00	NA	NA	NA	NA	NA	NA
	NRC - OC48 - Facility Termination - Add'l	TBA	NA	NA	\$413.00	NA	NA	NA	NA	NA	NA
	NRC - OC48 - Interface OC12 on OC48 - 1st	TBA	NA	NA	\$539.36	NA	NA	NA	NA	NA	NA
	NRC - OC48 - Interface OC12 on OC48 - Add'l	TBA	NA	NA	\$317.38	NA	NA	NA	NA	NA	NA
	NRC - OC48 - Facility Termination - Disconnect - 1st	TBA	NA	NA	\$122.31	NA	NA	NA	NA	NA	NA
	NRC - OC48 - Facility Termination - Disconnect - Add'l	TBA	NA	NA	\$119.14	NA	NA	NA	NA	NA	NA
	NRC - OC48 - Interface OC12 on OC48 - Disconnect - 1st	TBA	NA	NA	\$122.31	NA	NA	NA	NA	NA	NA
	NRC - OC48 - Interface OC12 on OC48 - Disconnect - Add'l	TBA	NA	NA	\$119.14	NA	NA	NA	NA	NA	NA

BELLSOUTH/Xspedius RATES
NETWORK ELEMENTS
AND OTHER SERVICES
ENHANCED EXTENDED LINKS

	New EEL rates are the sum of the individual UNE network elements (interoffice transport and loop [channelization if applicable]).											
	NRC - Electronic Svc Order, per LSR	SOME	NA	NA	\$3.50	NA	NA	NA	NA	NA	NA	NA
	NRC - OC48 - Facility Termination-Manual Svc Order vs Electronic-Disconnect-1st	SOMAN	NA	NA	\$18.03	NA	NA	NA	NA	NA	NA	NA
	NRC - OC48 - Facility Termination-Manual Svc Order vs Electronic-Disconnect-Add'l	SOMAN	NA	NA	\$18.03	NA	NA	NA	NA	NA	NA	NA
	NRC - OC48 - Interface - Manual Svc Order vs Electronic-Disconnect-1st	SOMAN	NA	NA	\$18.03	NA	NA	NA	NA	NA	NA	NA
	NRC - OC48 - Interface - Manual Svc Order vs Electronic-Disconnect-Add'l	SOMAN	NA	NA	\$18.03	NA	NA	NA	NA	NA	NA	NA
	NRC - OC-48 - Incremental Charge--Manual Svc Order-1st	SOMAN	NA	NA	\$37.55	NA	NA	NA	NA	NA	NA	NA
	NRC - OC-48 - Incremental Charge--Manual Svc Order-Add'l	SOMAN	NA	NA	\$37.55	NA	NA	NA	NA	NA	NA	NA
	NRC - OC48 - Interface OC12 on OC48 - Incremental Charge--Manual Svc Order-1st	SOMAN	NA	NA	\$37.55	NA	NA	NA	NA	NA	NA	NA
	NRC - OC48 - Interface OC12 on OC48 - Incremental Charge--Manual Svc Order-Add'l	SOMAN	NA	NA	\$37.55	NA	NA	NA	NA	NA	NA	NA
	NRC-All Existing Combination "Switch As Is" Conversion Charge (Note 6)											
	NRC-OC-48 COMBINATION - "Switch As Is" Conversion Charge - 1st	UNCCC	\$54.03	\$32.75	\$58.43	\$54.09	\$54.23	\$54.09	\$54.00	\$54.26	\$54.13	
	NRC-OC-48 COMBINATION - "Switch As Is" Conversion Charge - Add'l	UNCCC	\$32.11	\$32.75	\$26.99	\$32.16	\$32.24	\$32.16	\$32.10	\$32.25	\$32.17	
	NRC - OC-48 COMBINATION - "Switch As Is" Conversion Charge - Disconnect - 1st	UNCCC	\$0.00	\$16.77	\$12.61	\$0.00	\$0.00	\$0.00	\$0.00	\$0.00	\$0.00	
	NRC - OC-48 COMBINATION - "Switch As Is" Conversion Charge - Disconnect - Add'l	UNCCC	\$0.00	\$16.77	\$12.61	\$0.00	\$0.00	\$0.00	\$0.00	\$0.00	\$0.00	
	Interoffice Channels:											
	Interoffice Channel - Dedicated - 2-wire VG											
	Interoffice Channel - Dedicated 2-wire VG - per mile per month	1L5XX	\$0.0339	\$0.0100	\$0.0222	\$0.0301	\$0.0384	\$0.0323	\$0.0282	\$0.0373	\$0.0173	
	Interoffice Channel - Dedicated 2-wire VG - Facility Termination per month	U1TV2	\$18.49	\$26.72	\$17.07	\$27.66	\$19.10	\$21.33	\$18.01	\$21.42	\$18.33	
	NRC - Ordinarily Combined in GA (Note 5)											
	NRC - 2-wire VG Interoffice Channel - Facility Termination - 1st	U1TV2	NA	NA	\$79.61	NA	NA	NA	NA	NA	NA	
	NRC - 2-wire VG Interoffice Channel - Facility Termination - Add'l	U1TV2	NA	NA	\$36.08	NA	NA	NA	NA	NA	NA	
	NRC - Electronic Svc Order, per LSR	SOME	NA	NA	\$3.50	NA	NA	NA	NA	NA	NA	
	NRC - 2-wire VG Interoffice Channel - Incremental Charge--Manual Svc Order - 1st	SOMAN	NA	NA	\$18.94	NA	NA	NA	NA	NA	NA	
	NRC - 2-wire VG Interoffice Channel - Incremental Charge--Manual Svc Order - Add'l	SOMAN	NA	NA	\$18.94	NA	NA	NA	NA	NA	NA	
	NRC - 2-wire VG Interoffice Channel - Incremental Charge--Manual Svc Order - Disc	SOMAN	NA	NA	NA	NA	NA	NA	NA	NA	NA	
	NRC - 2-wire VG Interoffice Channel - Incremental Charge--Manual Svc Order - Disc	SOMAN	NA	NA	NA	NA	NA	NA	NA	NA	NA	
	NRC-All Existing Combination "Switch As Is" Conversion Charge (Note 6)											
	NRC-2/4-WIRE COMBINATION - "Switch As Is" Conversion Charge - 1st	UNCCC	\$54.03	\$32.75	\$58.43	\$54.09	\$54.23	\$54.09	\$54.00	\$54.26	\$54.13	
	NRC-2/4-WIRE COMBINATION - "Switch As Is" Conversion Charge - Add'l	UNCCC	\$32.11	\$32.75	\$26.99	\$32.16	\$32.24	\$32.16	\$32.10	\$32.25	\$32.17	
	NRC- 2/4-WIRE COMBINATION - "Switch As Is" Conversion Charge - Disconnect - 1st	UNCCC	\$0.00	\$16.77	\$12.61	\$0.00	\$0.00	\$0.00	\$0.00	\$0.00	\$0.00	
	NRC- 2/4-WIRE COMBINATION - "Switch As Is" Conversion Charge - Disconnect - Add'l	UNCCC	\$0.00	\$16.77	\$12.61	\$0.00	\$0.00	\$0.00	\$0.00	\$0.00	\$0.00	
	Interoffice Channel - Dedicated - 4-wire VG											
	Interoffice Channel - Dedicated 4-wire VG - per mile per month	1L5XX	NA	\$0.0100	NA	NA	NA	NA	NA	NA	NA	
	Interoffice Channel - Dedicated 4-wire VG - Facility Termination per month	U1TV4	NA	\$23.82	NA	NA	NA	NA	NA	NA	NA	
	NRC - Ordinarily Combined in GA (Note 5)											
	NRC - 4-wire VG Interoffice Channel - Facility Termination - 1st	U1TV4	NA	NA	NA	NA	NA	NA	NA	NA	NA	
	NRC - 4-wire VG Interoffice Channel - Facility Termination - Add'l	U1TV4	NA	NA	NA	NA	NA	NA	NA	NA	NA	
	NRC - Electronic Svc Order, per LSR	SOME	NA	NA	NA	NA	NA	NA	NA	NA	NA	
	NRC - 4-wire VG Interoffice Channel - Incremental Charge--Manual Svc Order - 1st	SOMAN	NA	NA	NA	NA	NA	NA	NA	NA	NA	
	NRC - 4-wire VG Interoffice Channel - Incremental Charge--Manual Svc Order - Add'l	SOMAN	NA	NA	NA	NA	NA	NA	NA	NA	NA	
	NRC - 4-wire VG Interoffice Channel - Incremental Charge--Manual Svc Order - Disc	SOMAN	NA	NA	NA	NA	NA	NA	NA	NA	NA	
	NRC - 4-wire VG Interoffice Channel - Incremental Charge--Manual Svc Order - Disc	SOMAN	NA	NA	NA	NA	NA	NA	NA	NA	NA	
	NRC-All Existing Combination "Switch As Is" Conversion Charge (Note 6)											
	NRC-2/4-WIRE COMBINATION - "Switch As Is" Conversion Charge - 1st	UNCCC	\$54.03	\$32.75	\$58.43	\$54.09	\$54.23	\$54.09	\$54.00	\$54.26	\$54.13	
	NRC-2/4-WIRE COMBINATION - "Switch As Is" Conversion Charge - Add'l	UNCCC	\$32.11	\$32.75	\$26.99	\$32.16	\$32.24	\$32.16	\$32.10	\$32.25	\$32.17	
	NRC - 2/4-WIRE COMBINATION - "Switch As Is" Conversion Charge - Disconnect - 1st	UNCCC	\$0.00	\$16.77	\$12.61	\$0.00	\$0.00	\$0.00	\$0.00	\$0.00	\$0.00	
	NRC- 2/4-WIRE COMBINATION - "Switch As Is" Conversion Charge - Disconnect - Add'l	UNCCC	\$0.00	\$16.77	\$12.61	\$0.00	\$0.00	\$0.00	\$0.00	\$0.00	\$0.00	
	Interoffice Channel - Dedicated - DS0 - 56kbps											
	Interoffice Channel - Dedicated - DS0 - 56kbps - per mile per month	1L5XX	\$0.0339	\$0.0100	\$0.0222	\$0.0301	\$0.0384	\$0.0323	\$0.0282	\$0.0373	\$0.1730	
	Interoffice Channel - Dedicated - DS0 - 56 kbps - Facility Termination per month	U1TD5	\$17.81	\$19.46	\$16.45	\$26.95	\$18.37	\$20.64	\$17.40	\$20.71	\$17.74	
	NRC - Ordinarily Combined in GA (Note 5)											
	NRC - 4-wire 56kbps Interoffice Channel - Facility Termination - 1st	U1TD5	NA	NA	\$79.61	NA	NA	NA	NA	NA	NA	

BELLSOUTH/Xpedius RATES
NETWORK ELEMENTS
AND OTHER SERVICES
ENHANCED EXTENDED LINKS

	New EEL rates are the sum of the individual UNE network elements (interoffice transport and loop [channalization if applicable]).										
	NRC - 4-wire 56 kbps Interoffice Channel - Facility Termination - Add'l	U1TD5	NA	NA	\$36.08	NA	NA	NA	NA	NA	NA
	NRC - Electronic Svc Order, per LSR	SOMECS	NA	NA	\$3.50	NA	NA	NA	NA	NA	NA
	NRC - 4-wire 56 kbps Interoffice Channel - Incremental Charge--Manual Svc Order -	SOMAN	NA	NA	\$18.94	NA	NA	NA	NA	NA	NA
	NRC - 4-wire 56 kbps Interoffice Channel - Incremental Charge--Manual Svc Order -	SOMAN	NA	NA	\$18.94	NA	NA	NA	NA	NA	NA
	NRC - 4-wire 56 kbps Interoffice Channel - Incremental Charge--Manual Svc Order -	SOMAN	NA	NA	NA	NA	NA	NA	NA	NA	NA
	NRC - 4-wire 56 kbps Interoffice Channel - Incremental Charge--Manual Svc Order -	SOMAN	NA	NA	NA	NA	NA	NA	NA	NA	NA
	NRC-All Existing Combination "Switch As Is" Conversion Charge (Note 6)										
	NRC-2/4-WIRE COMBINATION - "Switch As Is" Conversion Charge - 1st	UNCCC	\$54.03	\$32.75	\$58.43	\$54.09	\$54.23	\$54.09	\$54.00	\$54.26	\$54.13
	NRC-2/4-WIRE COMBINATION - "Switch As Is" Conversion Charge - Add'l	UNCCC	\$32.11	\$32.75	\$26.99	\$32.16	\$32.24	\$32.16	\$32.10	\$32.25	\$32.17
	NRC- 2/4-WIRE COMBINATION - "Switch As Is" Conversion Charge - Disconnect - 1st	UNCCC	\$0.00	\$16.77	\$12.61	\$0.00	\$0.00	\$0.00	\$0.00	\$0.00	\$0.00
	NRC- 2/4-WIRE COMBINATION - "Switch As Is" Conversion Charge - Disconnect - Add'l	UNCCC	\$0.00	\$16.77	\$12.61	\$0.00	\$0.00	\$0.00	\$0.00	\$0.00	\$0.00
	Interoffice Channel - Dedicated - DS0 - 64kbps										
	Interoffice Channel - Dedicated - DS0 - 64kbps - per mile per month	1L5XX	\$0.0339	\$0.0100	\$0.0222	\$0.0301	\$0.0384	\$0.0323	\$0.0282	\$0.0373	\$0.1730
	Interoffice Channel - Dedicated - DS0 - 64 kbps - Facility Termination per month	U1TD6	\$17.81	\$19.46	\$16.45	\$26.95	\$18.37	\$20.64	\$17.40	\$20.71	\$17.74
	NRC - Ordinarily Combined in GA (Note 5)										
	NRC - 4-wire 64kbps Interoffice Channel - Facility Termination - 1st	U1TD6	NA	NA	\$79.61	NA	NA	NA	NA	NA	NA
	NRC - 4-wire 64 kbps Interoffice Channel - Facility Termination - Add'l	U1TD6	NA	NA	\$36.08	NA	NA	NA	NA	NA	NA
	NRC - Electronic Svc Order, per LSR	SOMECS	NA	NA	\$3.50	NA	NA	NA	NA	NA	NA
	NRC - 4-wire 64 kbps Interoffice Channel - Incremental Charge--Manual Svc Order -	SOMAN	NA	NA	\$18.94	NA	NA	NA	NA	NA	NA
	NRC - 4-wire 64 kbps Interoffice Channel - Incremental Charge--Manual Svc Order -	SOMAN	NA	NA	\$18.94	NA	NA	NA	NA	NA	NA
	NRC - 4-wire 64 kbps Interoffice Channel - Incremental Charge--Manual Svc Order -	SOMAN	NA	NA	NA	NA	NA	NA	NA	NA	NA
	NRC - 4-wire 64 kbps Interoffice Channel - Incremental Charge--Manual Svc Order -	SOMAN	NA	NA	NA	NA	NA	NA	NA	NA	NA
	NRC-All Existing Combination "Switch As Is" Conversion Charge (Note 6)										
	NRC-2/4-WIRE COMBINATION - "Switch As Is" Conversion Charge - 1st	UNCCC	\$54.03	\$32.75	\$58.43	\$54.09	\$54.23	\$54.09	\$54.00	\$54.26	\$54.13
	NRC-2/4-WIRE COMBINATION - "Switch As Is" Conversion Charge - Add'l	UNCCC	\$32.11	\$32.75	\$26.99	\$32.16	\$32.24	\$32.16	\$32.10	\$32.25	\$32.17
	NRC- 2/4-WIRE COMBINATION - "Switch As Is" Conversion Charge - Disconnect - 1st	UNCCC	\$0.00	\$16.77	\$12.61	\$0.00	\$0.00	\$0.00	\$0.00	\$0.00	\$0.00
	NRC- 2/4-WIRE COMBINATION - "Switch As Is" Conversion Charge - Disconnect - Add'l	UNCCC	\$0.00	\$16.77	\$12.61	\$0.00	\$0.00	\$0.00	\$0.00	\$0.00	\$0.00
	Interoffice Channel - Dedicated - DS1										
	Interoffice Channel - Dedicated - DS1 - per mile per month	1L5XX	\$0.6920	\$0.6013	\$0.4523	\$0.4500	\$0.7831	\$0.6598	\$0.0783	\$0.7598	\$0.3525
	Interoffice Channel - Dedicated - DS1 - Facility Termination per month	U1TF1	\$79.69	\$99.79	\$78.47	\$55.05	\$93.40	\$74.40	\$71.29	\$94.98	\$75.83
	NRC - Ordinarily Combined in GA (Note 5)										
	NRC - DS1 Interoffice Channel - Facility Termination - 1st	U1TF1	NA	NA	\$169.57	NA	NA	NA	NA	NA	NA
	NRC - DS1 Interoffice Channel - Facility Termination - Add'l	U1TF1	NA	NA	\$112.77	NA	NA	NA	NA	NA	NA
	NRC - Electronic Svc Order, per LSR	SOMECS	NA	NA	\$3.50	NA	NA	NA	NA	NA	NA
	NRC - DS1 Interoffice Channel - Incremental Charge--Manual Svc Order - 1st	SOMAN	NA	NA	\$23.98	NA	NA	NA	NA	NA	NA
	NRC - DS1 Interoffice Channel - Incremental Charge--Manual Svc Order - Add'l	SOMAN	NA	NA	\$17.77	NA	NA	NA	NA	NA	NA
	NRC - DS1 Interoffice Channel - Incremental Charge--Manual Svc Order - Disconnect	SOMAN	NA	NA	\$15.13	NA	NA	NA	NA	NA	NA
	NRC - DS1 Interoffice Channel - Incremental Charge--Manual Svc Order - Disconnect	SOMAN	NA	NA	\$7.02	NA	NA	NA	NA	NA	NA
	NRC-All Existing Combination "Switch As Is" Conversion Charge (Note 6)										
	NRC-DS1 COMBINATION - "Switch As Is" Conversion Charge - 1st	UNCCC	\$54.03	\$32.75	\$58.43	\$54.09	\$54.23	\$54.09	\$54.00	\$54.26	\$54.13
	NRC-DS1 COMBINATION - "Switch As Is" Conversion Charge - Add'l	UNCCC	\$32.11	\$32.75	\$26.99	\$32.16	\$32.24	\$32.16	\$32.10	\$32.25	\$32.17
	NRC- DS1 COMBINATION - "Switch As Is" Conversion Charge - Disconnect - 1st	UNCCC	\$0.00	\$16.77	\$12.61	\$0.00	\$0.00	\$0.00	\$0.00	\$0.00	\$0.00
	NRC- DS1 COMBINATION - "Switch As Is" Conversion Charge - Disconnect - Add'l	UNCCC	\$0.00	\$16.77	\$12.61	\$0.00	\$0.00	\$0.00	\$0.00	\$0.00	\$0.00
	Interoffice Channel - Dedicated - DS3 - per mile per month										
	Interoffice Channel - Dedicated - DS3 - per mile per month	1L5XX	\$4.98	\$4.25	\$6.46	\$12.06	\$16.15	\$13.48	\$12.98	\$19.14	\$6.88
	Interoffice Channel - Dedicated - DS3 - Facility Termination per month	U1TF3	\$898.15	\$1,130	\$717.60	\$1,112.02	\$1,131.09	\$686.84	\$720.38	\$904.49	\$840.61
	NRC - Ordinarily Combined in GA (Note 5)										
	NRC - DS3 Interoffice Channel - Facility Termination - 1st	U1TF3	NA	NA	\$578.97	NA	NA	NA	NA	NA	NA
	NRC - DS3 Interoffice Channel - Facility Termination - Add'l	U1TF3	NA	NA	\$312.17	NA	NA	NA	NA	NA	NA
	NRC - Electronic Svc Order, per LSR	SOMECS	NA	NA	\$3.50	NA	NA	NA	NA	NA	NA
	NRC - DS3 Interoffice Channel - Incremental Charge--Manual Svc Order - 1st	SOMAN	NA	NA	\$51.27	NA	NA	NA	NA	NA	NA
	NRC - DS3 Interoffice Channel - Incremental Charge--Manual Svc Order - Add'l	SOMAN	NA	NA	\$38.87	NA	NA	NA	NA	NA	NA

BELLSOUTH/Xspedius RATES
NETWORK ELEMENTS
AND OTHER SERVICES
ENHANCED EXTENDED LINKS

		New EEL rates are the sum of the individual UNE network elements (interoffice transport and loop [channelization if applicable]).										
		NRC - DS3 Interoffice Channel - Incremental Charge--Manual Svc Order - Disconnect	SOMAN	NA	NA	\$30.42	NA	NA	NA	NA	NA	NA
		NRC - DS3 Interoffice Channel - Incremental Charge--Manual Svc Order - Disconnect	SOMAN	NA	NA	\$18.76	NA	NA	NA	NA	NA	NA
		NRC-All Existing Combination "Switch As Is" Conversion Charge (Note 6)										
		NRC-DS3 COMBINATION - "Switch As Is" Conversion Charge - 1st	UNCCC	\$54.03	\$32.75	\$58.43	\$54.09	\$54.23	\$54.09	\$54.00	\$54.26	\$54.13
		NRC-DS3 COMBINATION - "Switch As Is" Conversion Charge - Add'l	UNCCC	\$32.11	\$32.75	\$26.99	\$32.16	\$32.24	\$32.16	\$32.10	\$32.25	\$32.17
		NRC - DS3 COMBINATION - "Switch As Is" Conversion Charge - Disconnect - 1st	UNCCC	\$0.00	\$16.77	\$12.61	\$0.00	\$0.00	\$0.00	\$0.00	\$0.00	\$0.00
		NRC - DS3 COMBINATION - "Switch As Is" Conversion Charge - Disconnect - Add'l	UNCCC	\$0.00	\$16.77	\$12.61	\$0.00	\$0.00	\$0.00	\$0.00	\$0.00	\$0.00
		Interoffice Channel - Dedicated - STS-1										
		Interoffice Channel - Dedicated - STS-1 - per mile per month	1L5XX	\$4.98	\$9.32	\$2.72	\$12.62	\$14.04	\$15.02	\$12.98	\$8.13	\$5.89
		Interoffice Channel - Dedicated - STS-1 - Facility Termination per month	U1TFS	\$898.15	\$569.67	\$788.00	\$1,204	\$1,101	\$744.38	\$720.38	\$967.70	\$760.20
		NRC - Ordinarily Combined in GA (Note 5)										
		NRC - STS-1 Interoffice Channel - Facility Termination - 1st	U1TFS	NA	NA	\$587.08	NA	NA	NA	NA	NA	NA
		NRC - STS-1 Interoffice Channel - Facility Termination - Add'l	U1TFS	NA	NA	\$238.28	NA	NA	NA	NA	NA	NA
		NRC - Electronic Svc Order, per LSR	SOMECS	NA	NA	\$3.50	NA	NA	NA	NA	NA	NA
		NRC - STS-1 Interoffice Channel - Incremental Charge--Manual Svc Order - 1st	SOMAN	NA	NA	\$61.19	NA	NA	NA	NA	NA	NA
		NRC - STS-1 Interoffice Channel - Incremental Charge--Manual Svc Order - Add'l	SOMAN	NA	NA	\$61.19	NA	NA	NA	NA	NA	NA
		NRC - STS-1 Interoffice Channel - Incremental Charge--Manual Svc Order - Disconnect	SOMAN	NA	NA	\$3.17	NA	NA	NA	NA	NA	NA
		NRC - STS-1 Interoffice Channel - Incremental Charge--Manual Svc Order - Disconnect	SOMAN	NA	NA	\$3.17	NA	NA	NA	NA	NA	NA
		NRC-All Existing Combination "Switch As Is" Conversion Charge (Note 6)										
		NRC-STS-1 COMBINATION - "Switch As Is" Conversion Charge - 1st	UNCCC	\$54.03	\$32.75	\$58.43	\$54.09	\$54.23	\$54.09	\$54.00	\$54.26	\$54.13
		NRC-STS-1 COMBINATION - "Switch As Is" Conversion Charge - Add'l	UNCCC	\$32.11	\$32.75	\$26.99	\$32.16	\$32.24	\$32.16	\$32.10	\$32.25	\$32.17
		NRC - STS-1 COMBINATION - "Switch As Is" Conversion Charge - Disconnect - 1st	UNCCC	\$0.00	\$16.77	\$12.61	\$0.00	\$0.00	\$0.00	\$0.00	\$0.00	\$0.00
		NRC - STS-1 COMBINATION - "Switch As Is" Conversion Charge - Disconnect - Add'l	UNCCC	\$0.00	\$16.77	\$12.61	\$0.00	\$0.00	\$0.00	\$0.00	\$0.00	\$0.00
		Interoffice Channel - OC3										
		Interoffice Channel - OC3 - per Mile	1L5XX	\$7.35	\$8.38	\$4.37	\$27.97	\$23.89	\$18.35	\$14.10	\$9.75	\$13.45
		Interoffice Channel - OC3 - per Facility Termination	TBA	\$2,475	\$3,043	\$2,187.00	\$3,390	\$2,990	\$1,892.00	\$2,071	\$2,802	\$2,124
		NRC - Ordinarily Combined in GA (Note 5)										
		NRC - OC3 - Facility Termination - 1st	TBA	NA	NA	\$947.69	NA	NA	NA	NA	NA	NA
		NRC - OC3 - Facility Termination - Add'l	TBA	NA	NA	\$413.00	NA	NA	NA	NA	NA	NA
		NRC - OC3 - Facility Termination - Disconnect - 1st	TBA	NA	NA	\$122.31	NA	NA	NA	NA	NA	NA
		NRC - OC3 - Facility Termination - Disconnect - Add'l	TBA	NA	NA	\$119.14	NA	NA	NA	NA	NA	NA
		NRC - Electronic Svc Order, per LSR	SOMECS	NA	NA	\$3.50	NA	NA	NA	NA	NA	NA
		NRC - OC3 - Incremental Charge--Manual Svc Order - 1st	SOMAN	NA	NA	\$37.55	NA	NA	NA	NA	NA	NA
		NRC - OC3 - Incremental Charge--Manual Svc Order - Add'l	SOMAN	NA	NA	\$37.55	NA	NA	NA	NA	NA	NA
		NRC - OC3 - Incremental Cost - Manual Svc. Order vs. Elect-Disconnect-1st	SOMAN	NA	NA	\$18.03	NA	NA	NA	NA	NA	NA
		NRC - OC3 - Incremental Cost - Manual Svc. Order vs. Elect-Disconnect-Add'l	SOMAN	NA	NA	\$18.03	NA	NA	NA	NA	NA	NA
		NRC-All Existing Combination "Switch As Is" Conversion Charge (Note 6)										
		NRC-OC-3 COMBINATION - "Switch As Is" Conversion Charge - 1st	UNCCC	\$54.03	\$32.75	\$58.43	\$54.09	\$54.23	\$54.09	\$54.00	\$54.26	\$54.13
		NRC-OC-3 COMBINATION - "Switch As Is" Conversion Charge - Add'l	UNCCC	\$32.11	\$32.75	\$26.99	\$32.16	\$32.24	\$32.16	\$32.10	\$32.25	\$32.17
		NRC - OC-3 COMBINATION - "Switch As Is" Conversion Charge - Disconnect - 1st	UNCCC	\$0.00	\$16.77	\$12.61	\$0.00	\$0.00	\$0.00	\$0.00	\$0.00	\$0.00
		NRC - OC-3 COMBINATION - "Switch As Is" Conversion Charge - Disconnect - Add'l	UNCCC	\$0.00	\$16.77	\$12.61	\$0.00	\$0.00	\$0.00	\$0.00	\$0.00	\$0.00
		Interoffice Channel - OC12										
		Interoffice Channel - OC12 - per Mile	1L5XX	\$19.26	\$26.91	\$15.05	\$84.88	\$74.44	\$60.42	\$30.38	\$32.52	\$49.80
		Interoffice Channel - OC12 - per Facility Termination	TBA	\$9,763	\$11,685	\$8,202.00	\$12,344	\$11,517	\$7,182.00	\$7,676.00	\$11,132	\$8,015
		NRC - Ordinarily Combined in GA (Note 5)										
		NRC - OC12 - Facility Termination - 1st	TBA	NA	NA	\$1,034.00	NA	NA	NA	NA	NA	NA
		NRC - OC12 - Facility Termination - Add'l	TBA	NA	NA	\$317.38	NA	NA	NA	NA	NA	NA
		NRC - OC12 - Facility Termination - Disconnect - 1st	TBA	NA	NA	\$122.31	NA	NA	NA	NA	NA	NA
		NRC - OC12 - Facility Termination - Disconnect - Add'l	TBA	NA	NA	\$119.14	NA	NA	NA	NA	NA	NA
		NRC - Electronic Svc Order, per LSR	SOMECS	NA	NA	\$3.50	NA	NA	NA	NA	NA	NA
		NRC - OC12 - Incremental Charge - Manual Svc Order - 1st	SOMAN	NA	NA	\$37.55	NA	NA	NA	NA	NA	NA
		NRC - OC12 - Incremental Charge - Manual Svc Order - Add'l	SOMAN	NA	NA	\$37.55	NA	NA	NA	NA	NA	NA

BELLSOUTH/Xpedius RATES
NETWORK ELEMENTS
AND OTHER SERVICES
ENHANCED EXTENDED LINKS

		New EEL rates are the sum of the individual UNE network elements (interoffice transport and loop [channelization if applicable]).										
		NRC - OC12 - Incremental Cost-Manual Svc. Order vs. Elect-Disconnect-1st	SOMAN	NA	NA	\$18.03	NA	NA	NA	NA	NA	NA
		NRC - OC12 - Incremental Cost-Manual Svc. Order vs. Elect-Disconnect-Add'l	SOMAN	NA	NA	\$18.03	NA	NA	NA	NA	NA	NA
		NRC-All Existing Combination "Switch As Is" Conversion Charge (Note 6)										
		NRC-OC-12 COMBINATION - "Switch As Is" Conversion Charge - 1st	UNCCC	\$54.03	\$32.75	\$58.43	\$54.09	\$54.23	\$54.09	\$54.00	\$54.26	\$54.13
		NRC-OC-12 COMBINATION - "Switch As Is" Conversion Charge - Add'l	UNCCC	\$32.11	\$32.75	\$26.99	\$32.16	\$32.24	\$32.16	\$32.10	\$32.25	\$32.17
		NRC-OC-12 COMBINATION - "Switch As Is" Conversion Charge - Disconnect - 1st	UNCCC	\$0.00	\$16.77	\$12.61	\$0.00	\$0.00	\$0.00	\$0.00	\$0.00	\$0.00
		NRC-OC-12 COMBINATION - "Switch As Is" Conversion Charge - Disconnect - Add'l	UNCCC	\$0.00	\$16.77	\$12.61	\$0.00	\$0.00	\$0.00	\$0.00	\$0.00	\$0.00
		Interoffice Channel - OC48										
		Interoffice Channel - OC48 - per Mile	1L5XX	\$30.65	\$34.66	\$25.70	\$138.02	\$128.59	\$102.43	\$120.02	\$45.92	\$106.55
		Interoffice Channel - OC48 - per Facility Termination	TBA	\$11,691	\$12,554	\$11,134.00	\$16,017	\$14,950	\$11,480	\$10,952	\$967.58	\$11,632
		Interoffice Channel - OC12 interface on OC48 Facility	TBA	\$1,424	\$1,208	\$1,137.00	\$1,497	\$1,451	\$1,351.00	\$582.66	\$1,561	\$1,170
		NRC - Ordinarily Combined in GA (Note 5)										
		NRC - OC48 - Facility Termination - 1st	TBA	NA	NA	\$1,034.00	NA	NA	NA	NA	NA	NA
		NRC - OC48 - Facility Termination - Add'l	TBA	NA	NA	\$317.38	NA	NA	NA	NA	NA	NA
		NRC - OC48 - Interface OC12 on OC48 - 1st	TBA	NA	NA	\$539.36	NA	NA	NA	NA	NA	NA
		NRC - OC48 - Interface OC12 on OC48 - Add'l	TBA	NA	NA	\$317.38	NA	NA	NA	NA	NA	NA
		NRC - OC48 - Facility Termination - Disconnect - 1st	TBA	NA	NA	\$122.31	NA	NA	NA	NA	NA	NA
		NRC - OC48 - Facility Termination - Disconnect - Add'l	TBA	NA	NA	\$119.14	NA	NA	NA	NA	NA	NA
		NRC - OC48 - Interface OC12 on OC48 - Disconnect - 1st	TBA	NA	NA	\$122.31	NA	NA	NA	NA	NA	NA
		NRC - OC48 - Interface OC12 on OC48 - Disconnect - Add'l	TBA	NA	NA	\$37.55	NA	NA	NA	NA	NA	NA
		NRC - Electronic Svc Order, per LSR	SOMEK	NA	NA	\$3.50	NA	NA	NA	NA	NA	NA
		NRC - OC48 - Facility Termination-Manual Svc Order vs Electronic-Disconnect-1st	SOMAN	NA	NA	\$37.55	NA	NA	NA	NA	NA	NA
		NRC - OC48 - Facility Termination-Manual Svc Order vs Electronic-Disconnect-Add'l	SOMAN	NA	NA	\$37.55	NA	NA	NA	NA	NA	NA
		NRC - OC48 - Interface - Manual Svc Order vs Electronic-Disconnect-1st	SOMAN	NA	NA	\$37.55	NA	NA	NA	NA	NA	NA
		NRC - OC48 - Interface - Manual Svc Order vs Electronic-Disconnect-Add'l	SOMAN	NA	NA	\$18.03	NA	NA	NA	NA	NA	NA
		NRC - OC-48 - Incremental Charge--Manual Svc Order-1st	SOMAN	NA	NA	\$18.03	NA	NA	NA	NA	NA	NA
		NRC - OC-48 - Incremental Charge--Manual Svc Order-Add'l	SOMAN	NA	NA	\$18.03	NA	NA	NA	NA	NA	NA
		NRC - OC48 - Interface OC12 on OC48 - Incremental Charge--Manual Svc Order-1st	SOMAN	NA	NA	\$18.03	NA	NA	NA	NA	NA	NA
		NRC - OC48 - Interface OC12 on OC48 - Incremental Charge--Manual Svc Order-Add'l	SOMAN	NA	NA	\$18.03	NA	NA	NA	NA	NA	NA
		NRC-All Existing Combination "Switch As Is" Conversion Charge (Note 6)										
		NRC-OC-48 COMBINATION - "Switch As Is" Conversion Charge - 1st	UNCCC	\$54.03	\$32.75	\$58.43	\$54.09	\$54.23	\$54.09	\$54.00	\$54.26	\$54.13
		NRC-OC-48 COMBINATION - "Switch As Is" Conversion Charge - Add'l	UNCCC	\$32.11	\$32.75	\$26.99	\$32.16	\$32.24	\$32.16	\$32.10	\$32.25	\$32.17
		NRC-OC-48 COMBINATION - "Switch As Is" Conversion Charge - Disconnect - 1st	UNCCC	\$0.00	\$16.77	\$12.61	\$0.00	\$0.00	\$0.00	\$0.00	\$0.00	\$0.00
		NRC-OC-48 COMBINATION - "Switch As Is" Conversion Charge - Disconnect - Add'l	UNCCC	\$0.00	\$16.77	\$12.61	\$0.00	\$0.00	\$0.00	\$0.00	\$0.00	\$0.00
		Channelization:										
		DS3 Channelization										
		DS3 Channelized System per month	MQ3	\$225.36	\$222.61	\$182.04	\$236.32	\$245.84	\$229.30	\$226.81	\$200.01	\$222.98
		DS3 Interface per month (DS1 COCI)	UC1D1	\$17.22	\$14.51	\$11.02	\$8.52	\$7.55	\$5.58	\$4.61	\$11.99	\$3.91
		NRC - Ordinarily Combined in GA (Note 5)										
		NRC - DS3 Channelization - 1st	MQ3	NA	NA	\$316.28	NA	NA	NA	NA	NA	NA
		NRC - DS3 Channelization - Add'l	MQ3	NA	NA	\$171.72	NA	NA	NA	NA	NA	NA
		NRC - Channel Activation - 1st	UC1D1	NA	NA	\$12.02	NA	NA	NA	NA	NA	NA
		NRC - Channel Activation - Add'l	UC1D1	NA	NA	\$8.66	NA	NA	NA	NA	NA	NA
		NRC - Electronic Svc Order, per LSR	SOMEK	NA	NA	\$3.50	NA	NA	NA	NA	NA	NA
		NRC - DS3 Channelization - Incremental Charge--Manual Svc Order - 1st	SOMAN	NA	NA	\$50.72	NA	NA	NA	NA	NA	NA
		NRC - DS3 Channelization - Incremental Charge--Manual Svc Order - Add'l	SOMAN	NA	NA	\$38.45	NA	NA	NA	NA	NA	NA
		NRC - DS3 Channelization - Incremental Charge--Manual Svc Order - Disconnect - 1	SOMAN	NA	NA	\$30.09	NA	NA	NA	NA	NA	NA
		NRC - DS3 Channelization - Incremental Charge--Manual Svc Order - Disconnect - A	SOMAN	NA	NA	\$18.56	NA	NA	NA	NA	NA	NA
		NRC-All Existing Combination "Switch As Is" Conversion Charge (Note 6)										
		NRC-DS3/STS-1 COMBINATION - "Switch As Is" Conversion Charge - 1st	UNCCC	\$54.03	\$32.75	\$58.43	\$54.09	\$54.23	\$54.09	\$54.00	\$54.26	\$54.13
		NRC-DS3/STS-1 COMBINATION - "Switch As Is" Conversion Charge - Add'l	UNCCC	\$32.11	\$32.75	\$26.99	\$32.16	\$32.24	\$32.16	\$32.10	\$32.25	\$32.17
		NRC- DS3/STS-1 COMBINATION - "Switch As Is" Conversion Charge - Disconnect -	UNCCC	\$0.00	\$16.77	\$12.61	\$0.00	\$0.00	\$0.00	\$0.00	\$0.00	\$0.00
		NRC- DS3/STS-1 COMBINATION - "Switch As Is" Conversion Charge - Disconnect -	UNCCC	\$0.00	\$16.77	\$12.61	\$0.00	\$0.00	\$0.00	\$0.00	\$0.00	\$0.00

BELLSOUTH/Xpedius RATES
NETWORK ELEMENTS
AND OTHER SERVICES
ENHANCED EXTENDED LINKS

	New EEL rates are the sum of the individual UNE network elements (interoffice transport and loop [channelization if applicable].										
	DS1 Channelization										
	DS1 Channelized System per month	MQ1	\$136.82	\$154.74	\$126.22	\$200.01	\$209.87	\$146.87	\$177.72	\$147.51	\$165.21
	OCU-DP(data) interface card per month (2.4-64kbs)	1D1DD	\$1.66	\$2.22	\$1.86	\$2.94	\$3.12	\$2.86	\$2.88	\$2.34	\$2.46
	VG interface card per month	1D1VG	\$0.8586	\$1.46	\$1.17	\$1.40	\$1.62	\$1.45	\$1.64	\$1.47	\$1.25
	2-wire ISDN(BRITE card) per month	UC1CA	\$3.41	\$3.86	\$3.71	\$4.04	\$4.18	\$3.88	\$3.76	\$4.21	\$3.33
	NRC - Ordinarily Combined in GA (Note 5)										
	NRC - DS1 Channelization - 1st	MQ1	NA	NA	\$206.09	NA	NA	NA	NA	NA	NA
	NRC - DS1 Channelization - Add'l	MQ1	NA	NA	\$137.06	NA	NA	NA	NA	NA	NA
	NRC - Channel Activation VG - 1st	1D1VG	NA	NA	\$12.02	NA	NA	NA	NA	NA	NA
	NRC - Channel Activation VG - Add'l	1D1VG	NA	NA	\$8.66	NA	NA	NA	NA	NA	NA
	NRC - Channel Activation OCU-DP- 1st	1D1DD	NA	NA	\$12.02	NA	NA	NA	NA	NA	NA
	NRC - Channel Activation OCU-DP- Add'l	1D1DD	NA	NA	\$8.66	NA	NA	NA	NA	NA	NA
	NRC - Channel Activation BRITE - 1st	UC1CA	NA	NA	\$12.02	NA	NA	NA	NA	NA	NA
	NRC - Channel Activation BRITE - Add'l	UC1CA	NA	NA	\$8.66	NA	NA	NA	NA	NA	NA
	NRC - Electronic Svc Order, per LSR	SOMECS	NA	NA	\$3.50	NA	NA	NA	NA	NA	NA
	NRC - DS1 Channelization - Incremental Charge--Manual Svc Order - 1st	SOMAN	NA	NA	\$14.75	NA	NA	NA	NA	NA	NA
	NRC - DS1 Channelization - Incremental Charge--Manual Svc Order - Add'l	SOMAN	NA	NA	\$6.55	NA	NA	NA	NA	NA	NA
	NRC - DS1 Channelization - Incremental Charge--Manual Svc Order - Disconnect - 1	SOMAN	NA	NA	\$10.70	NA	NA	NA	NA	NA	NA
	NRC - DS1 Channelization - Incremental Charge--Manual Svc Order - Disconnect - A	SOMAN	NA	NA	\$0.00	NA	NA	NA	NA	NA	NA
	NRC-All Existing Combination "Switch As Is" Conversion Charge (Note 6)										
	NRC-DS1 COMBINATION - "Switch As Is" Conversion Charge - 1st	UNCCC	\$54.03	\$32.75	\$58.43	\$54.09	\$54.23	\$54.09	\$54.00	\$54.26	\$54.13
	NRC-DS1 COMBINATION - "Switch As Is" Conversion Charge - Add'l	UNCCC	\$32.11	\$32.75	\$26.99	\$32.16	\$32.24	\$32.16	\$32.10	\$32.25	\$32.17
	NRC- DS1 COMBINATION - "Switch As Is" Conversion Charge - Disconnect - 1st	UNCCC	\$0.00	\$16.77	\$12.61	\$0.00	\$0.00	\$0.00	\$0.00	\$0.00	\$0.00
	NRC- DS1 COMBINATION - "Switch As Is" Conversion Charge - Disconnect - Add'l	UNCCC	\$0.00	\$16.77	\$12.61	\$0.00	\$0.00	\$0.00	\$0.00	\$0.00	\$0.00
	Access to DCS - Customer Reconfiguration (FlexServ)										
	DS1 DSC Termination with DS0 Switching		TBD	\$28.72	\$22.86	TBD	TBD	TBD	TBD	TBD	TBD
	DS1 DSC Termination with DS1 Switching		TBD	\$12.23	\$8.64	TBD	TBD	TBD	TBD	TBD	TBD
	DS3 DSC Termination with DS1 Switching		TBD	\$154.31	\$151.85	TBD	TBD	TBD	TBD	TBD	TBD
	NRC - Ordinarily Combined in GA:										
	NRC - Customer Configuration Establishment		TBD	\$2.97	\$2.91	TBD	TBD	TBD	TBD	TBD	TBD
	NRC - Customer Configuration Establishment - Disconnect		TBD	\$3.44	\$3.36	TBD	TBD	TBD	TBD	TBD	TBD
	NRC- DS1 DSC Termination with DS0 Switching - 1st		TBD	\$51.50	\$32.07	TBD	TBD	TBD	TBD	TBD	TBD
	NRC- DS1 DSC Termination with DS0 Switching - Add'l		TBD	\$39.64	\$31.49	TBD	TBD	TBD	TBD	TBD	TBD
	NRC- DS1 DSC Termination with DS0 Switching - Disconnect - 1st		TBD	\$31.06	\$20.16	TBD	TBD	TBD	TBD	TBD	TBD
	NRC- DS1 DSC Termination with DS0 Switching - Disconnect - Add'l		TBD	\$24.98	\$20.16	TBD	TBD	TBD	TBD	TBD	TBD
	NRC- DS1 DSC Termination with NRC- DS1 Switching - 1st		TBD	\$37.23	\$18.07	TBD	TBD	TBD	TBD	TBD	TBD
	NRC- DS1 DSC Termination with NRC- DS1 Switching - Add'l		TBD	\$25.36	\$17.49	TBD	TBD	TBD	TBD	TBD	TBD
	NRC- DS1 DSC Termination with NRC- DS1 Switching - Disconnect - 1st		TBD	\$22.81	\$12.10	TBD	TBD	TBD	TBD	TBD	TBD
	NRC- DS1 DSC Termination with NRC- DS1 Switching - Disconnect - Add'l		TBD	\$16.73	\$12.10	TBD	TBD	TBD	TBD	TBD	TBD
	NRC- DS3 DSC Termination with DS1 Switching - 1st		TBD	\$51.50	\$32.07	TBD	TBD	TBD	TBD	TBD	TBD
	NRC- DS3 DSC Termination with DS1 Switching - Add'l		TBD	\$39.64	\$31.49	TBD	TBD	TBD	TBD	TBD	TBD
	NRC- DS3 DSC Termination with DS1 Switching - Disconnect - 1st		TBD	\$31.06	\$20.16	TBD	TBD	TBD	TBD	TBD	TBD
	NRC- DS3 DSC Termination with DS1 Switching - Disconnect - Add'l		TBD	\$24.98	\$20.16	TBD	TBD	TBD	TBD	TBD	TBD
	NRC-All Existing Combination "Switch As Is" Conversion Charge (Note 6)										
	NRC-DCS COMBINATION - "Switch As Is" Conversion Charge - 1st	UNCCC	\$54.03	\$32.75	\$58.43	\$54.09	\$54.23	\$54.09	\$54.00	\$54.26	\$54.13
	NRC-DCS COMBINATION - "Switch As Is" Conversion Charge - Add'l	UNCCC	\$32.11	\$32.75	\$26.99	\$32.16	\$32.24	\$32.16	\$32.10	\$32.25	\$32.17
	NRC- DCS COMBINATION - "Switch As Is" Conversion Charge - Disconnect - 1st	UNCCC	\$0.00	\$16.77	\$12.61	\$0.00	\$0.00	\$0.00	\$0.00	\$0.00	\$0.00
	NRC- DCS COMBINATION - "Switch As Is" Conversion Charge - Disconnect - Add'l	UNCCC	\$0.00	\$16.77	\$12.61	\$0.00	\$0.00	\$0.00	\$0.00	\$0.00	\$0.00
	Node (Synchronet)										
	Node per month	UNCNT	\$15.77	\$16.35	\$13.98	\$18.11	\$15.43	\$16.15	\$16.00	\$14.55	\$17.11
	NRC - Ordinarily Combined in GA:										
	NRC - Node - 1st	UNCNT	NA	NA	\$47.19	NA	NA	NA	NA	NA	NA

BELLSOUTH/Xspedius RATES
 NETWORK ELEMENTS
 AND OTHER SERVICES
 ENHANCED EXTENDED LINKS

	New EEL rates are the sum of the individual UNE network elements (interoffice transport and loop [channelization if applicable].											
	NRC - Node - Add'l	UNCNT	NA	NA	\$4.47	NA	NA	NA	NA	NA	NA	NA
	NRC - Node - Disconnect - 1st	UNCNT	NA	NA	\$13.81	NA	NA	NA	NA	NA	NA	NA
	NR C - Node - Disconnect - Add'l	UNCNT	NA	NA	\$3.95	NA	NA	NA	NA	NA	NA	NA
	NRC - Node - Incremental Charge - Manual Service Order - 1st	SOMAN	NA	NA	\$21.73	NA	NA	NA	NA	NA	NA	NA
	NRC - Node - Incremental Charge - Manual Service Order - Add'l	SOMAN	NA	NA	NA	NA	NA	NA	NA	NA	NA	NA
	NRC - Node - Incremental Charge - Manual Service Order - Disconnect - 1st	SOMAN	NA	NA	\$3.87	NA	NA	NA	NA	NA	NA	NA
	NRC - Node - Incremental Charge - Manual Service Order - Disconnect - Add'l	SOMAN	NA	NA	NA	NA	NA	NA	NA	NA	NA	NA
	NRC-All Existing Combination "Switch As Is" Conversion Charge (Note 6)											
	NRC-Node - "Switch As Is" Conversion Charge - 1st	UNCCC	\$54.03	\$32.75	\$58.43	\$54.09	\$54.23	\$54.09	\$54.00	\$54.26	\$54.13	
	NRC-Node - "Switch As Is" Conversion Charge - Add'l	UNCCC	\$32.11	\$32.75	\$26.99	\$32.16	\$32.24	\$32.16	\$32.10	\$32.25	\$32.17	
	NRC- Node - "Switch As Is" Conversion Charge - Disconnect - 1st	UNCCC	\$0.00	\$16.77	\$12.61	\$0.00	\$0.00	\$0.00	\$0.00	\$0.00	\$0.00	
	NRC- Node - "Switch As Is" Conversion Charge - Disconnect - Add'l	UNCCC	\$0.00	\$16.77	\$12.61	\$0.00	\$0.00	\$0.00	\$0.00	\$0.00	\$0.00	
	Optional Features & Functions:											
	NRC - Clear Channel Capability (B8ZS/ESF) Option - Subsequent - per DS1 Channel	CCOEF	\$184.85	\$184.92	\$184.62	\$184.91	\$184.65	\$184.60	\$184.76	\$185.26	\$185.16	
	NRC - Clear Channel Capability (B8ZS/ESF) Opti - Subsequent - per DS1 Channel	CCOEF	\$23.81	\$23.82	\$23.78	\$23.82	\$23.70	\$23.78	\$23.60	\$23.86	\$23.85	
	NRC - Clear Channel Capability (B8ZS/ESF) Option - Subsequent - per DS1 Channel	CCOEF	\$1.99	\$2.07	\$2.03	\$1.99	\$1.97	\$1.96	\$1.99	\$1.99	\$2.03	
	NRC - Clear Channel Capability (B8ZS/ESF) Option - Subsequent - per DS1 Channel	CCOEF	\$0.77	\$0.80	\$0.79	\$0.78	\$0.77	\$0.76	\$0.78	\$0.78	\$0.79	
	NRC - Clear Channel Capability (B8ZS/ESF) Option - Subsequent - Manual Service C	SOMAN	\$29.23	\$21.73	\$29.33	\$29.24	\$29.20	\$29.33	\$29.33	\$29.33	\$29.33	
	NRC - Clear Channel Capability (B8ZS/ESF) Option - Subsequent - Manual Service C	SOMAN	\$3.93	\$3.87	\$3.93	\$3.94	\$3.92	\$3.93	\$3.93	\$3.93	\$3.93	
	NRC - Clear Channel Capability (B8ZS/SF) Option - Subsequent - per DS1 Channel -	CCOSF	\$184.85	\$184.92	\$184.62	\$184.91	\$184.65	\$184.60	\$184.76	\$185.26	\$185.16	
	NRC - Clear Channel Capability (B8ZS/ESF) Option - Subsequent - per DS1 Channel	CCOSF	\$23.81	\$23.82	\$23.78	\$23.82	\$23.70	\$23.78	\$23.60	\$23.86	\$23.85	
	NRC - Clear Channel Capability (B8ZS/SF) Option - Subsequent - per DS1 Channel -	CCOSF	\$1.99	\$2.07	\$2.03	\$1.99	\$1.97	\$1.96	\$1.99	\$1.99	\$2.03	
	NRC - Clear Channel Capability (B8ZS/ESF) Option - Subsequent - per DS1 Channel	CCOSF	\$0.77	\$0.80	\$0.79	\$0.78	\$0.77	\$0.76	\$0.78	\$0.78	\$0.79	
	NRC - Clear Channel Capability (B8ZS/SF) Option - Subsequent - Manual Service Or	SOMAN	\$29.23	\$21.73	\$29.33	\$29.24	\$29.20	\$29.33	\$29.33	\$29.33	\$29.33	
	NRC - Clear Channel Capability (B8ZS/ESF) Option - Subsequent - Manual Service C	SOMAN	\$3.93	\$3.87	\$3.93	\$3.94	\$3.92	\$3.93	\$3.93	\$3.93	\$3.93	
	Notes :											
	Interim rates subject to true-up.											
	1 Geographically Deaveraged UNE Zones and applicable rates have been established for certain services, as shown in this Agreement. Where Geographically Deaveraged UNE Zones and applicable rates are established, Statewide rates are obsolete. Further, BellSouth is in the process of enhancing its billing systems in order to accommodate this Geographically Deaveraged UNE Zone Rate Structure. Until these enhancements are accomplished, estimated to be mid 2001, the UNE Zone 1 rate will be billed for all services residing in Zones 1, 2, 3 or 4, i.e., Rates for services residing in UNE Zones 2, 3 and UNE Zone 4, where applicable, will not be billed. Once billing enhancements are complete, all applicable UNE Zone rates reflected in this Agreement will be billed. Reference Internet Website http://www.interconnection.bellsouth.com/become_clec/docs/interconnection/deavuzns.pdf to view Geographically Deaveraged UNE Zone Designations by Central Office.											
	2 New EELs will only be available in the State of Georgia and in density Zone 1 of the following MSAs in the BellSouth Region: Florida - Miami, Orlando, Ft. Lauderdale Louisiana - New Orleans N. Carolina - Greensboro, Charlotte Tennessee - Nashville											
	3 Unapproved rates are subject to true up.											
	4 Add together the recurring rates of all the applicable network elements in order to obtain total monthly recurring rate.											
	* Examples: - 2-wire VG Loop + Voice Grade Interface Card + DS1 Channelization System + DS1 Interoffice Channel - DS1 Loop + DS1 Interface Card + DS3 Channelization System + DS3 Interoffice Channel											

BELLSOUTH/Xspedius RATES
 NETWORK ELEMENTS
 AND OTHER SERVICES
 ENHANCED EXTENDED LINKS

		New EEL rates are the sum of the individual UNE network elements (interoffice transport and loop [channelization if applicable].										
		- DS3 Local Channel + DS3 Interoffice Channel + DS3 Channelization System + DS1 Interface Card										
		5 The Ordinarily Combined in GA NRC applies to new combinations within the State of Georgia.										
		6 The "Switch As Is" NRC is a conversion charge. One SAI charge is applicable per circuit.										

DESCRIPTION	USOC	AL	FL	GA	KY	LA	MS	NC	SC	TN
Operational Support Systems										
Recovery of incremental OSS costs, per CLP, per month		NA	NA	NA	NA	NA	NA	\$305.00	NA	NA
RC - OSS OLEC Daily Usage File: Recording, Per Message		\$0.0002	\$0.008	\$0.0001275	\$0.0008611	\$0.00019	\$0.0001179	\$0.0003	\$0.0002862	\$0.008
RC - OSS OLEC Daily Usage File: Message Processing, Per Message		\$0.0033	\$0.004	\$0.0082548	\$0.0032357	\$0.0024	\$0.0032089	\$0.0032	\$0.0032344	\$0.004
RC - OSS OLEC Daily Usage File: Message Distribution, Per Magnetic Tape		\$55.19	\$54.95	\$28.85	\$55.68	\$47.3000	\$54.62	\$54.61	\$54.72	\$54.95
RC - OSS OLEC Daily Usage File: Data Transmission (CONNECT:DIRECT), Per		\$0.00004	\$0.001	\$0.0000434	\$0.0000365	\$0.0000300	\$0.0000354	\$0.00004	\$0.0000357	\$0.001
Access Daily Usage File (ADUF)										
RC - ADUF, Message Processing, per message		\$0.004	\$0.004	\$0.0136327	\$0.004	\$0.004	\$0.004	\$0.004	\$0.004	\$0.004
RC - ADUF, Message Distribution, per Magnetic Tape provisioned		NA	NA	NA	NA	NA	NA	NA	NA	NA
RC - ADUF, Data Transmission (CONNECT:DIRECT), per message		\$0.001	\$0.001	\$0.0000434	\$0.001	\$0.0000305	\$0.001	\$0.001	\$0.001	\$0.001
Enhanced Optional Daily Usage File (EODUF)										
Enhanced Optional Daily Usage File: Message Processing, Per Message		\$0.004	\$0.004	\$0.0034555	\$0.004	\$0.004	\$0.004	\$0.004	\$0.004	\$0.004
Enhanced Optional Daily Usage File: Message Processing, per magnetic tape		NA	NA	NA	NA	NA	NA	NA	NA	NA
Enhanced Optional Daily Usage File: Data Transmission (CONNECT:DIRECT), per		NA	NA	NA	NA	NA	NA	NA	NA	NA
SWA 8XX Toll Free Dialing Ten Digit Screening Service (Note 1)										
8XX Access Ten Digit Screening (all types), per call (Note 2)	N/A	\$0.0005	\$0.0006531	\$0.0004868	NA	\$0.0005305	\$0.0005321	\$0.00050	\$0.0005227	\$0.0005192
8XX Access Ten Digit Screening Svc. W/8XX No. Delivery										
per query	N/A	NA	NA	NA	\$0.0010	NA	NA	\$0.00365	NA	NA
for 8XX Numbers, with Optional Complex Features, per query	N/A	NA	NA	NA	\$0.0011	NA	NA	\$0.00431	NA	NA
8XX Access Ten Digit Screening Svc. W/POTS No. Delivery										
per query	N/A	NA	NA	NA	\$0.0010	NA	NA	\$0.00383	NA	NA
with Optional Complex Features, per query	N/A	NA	NA	NA	\$0.0011	NA	NA	\$0.00431	NA	NA
8XX Access Ten Digit Screening Svc. W/800 No. Delivery										
per message	N/A	NA	NA	NA	NA	NA	NA	NA	NA	NA
for 8XX Numbers, w/Optional Complex Features, per message	N/A	NA	NA	NA	NA	NA	NA	NA	NA	NA
8XX Access Ten Digit Screening Svc. W/POTS No. Delivery										
per message	N/A	NA	NA	NA	NA	NA	NA	NA	NA	NA
with Optional Complex Features, per message	N/A	NA	NA	NA	NA	NA	NA	NA	NA	NA
Reservation Charge per 8XX number reserved										
NRC - 1st	N8R1X	\$7.13	NA	\$6.57	\$10.05	\$6.29	\$8.46	\$7.05	\$6.38	\$30.00
NRC - Add'l	N8R1X	\$0.97	NA	\$0.76	\$1.19	\$0.73	\$0.96	\$0.96	\$0.9583	\$0.50
NRC - Incremental Charge - Manual Service Order - 1st	SOMAN	\$27.37	NA	\$18.94	NA	\$18.14	\$25.52	\$26.94	\$27.84	NA
NRC - Incremental Charge - Manual Service Order - Add'l	SOMAN	NA	NA	NA	NA	NA	NA	NA	NA	NA
Per 8XX # Established w/o POTS (w/8XX No.) Translations										
NRC - 1st	N/A	\$15.88	NA	\$12.81	\$30.59	\$12.27	\$17.04	\$23.82	\$22.63	\$67.50
NRC - Add'l	N/A	\$1.97	NA	\$1.45	\$3.22	\$1.39	\$1.93	\$2.73	\$2.73	\$1.50
NRC - Disconnect Charge - 1st	N/A	\$10.04	NA	NA	NA	\$8.30	\$11.32	NA	\$42.95	NA
NRC - Disconnect Charge - Add'l	N/A	\$0.97	NA	NA	NA	\$0.73	\$0.96	NA	NA	NA
NRC - Incremental Charge - Manual Service Order - 1st	SOMAN	\$27.37	NA	\$18.94	NA	\$18.14	\$25.52	\$41.35	NA	NA
NRC - Incremental Charge - Manual Service Order - Add'l	SOMAN	NA	NA	NA	NA	NA	NA	NA	NA	NA
NRC - Incremental Charge - Manual Service Order - Disconnect	SOMAN	\$17.75	NA	NA	NA	\$11.40	\$16.05	NA	NA	NA
Per 8XX # Established with POTS Translations										
NRC - 1st	N8FTX	\$15.88	NA	\$12.81	\$30.59	\$12.27	\$17.04	\$23.82	\$22.63	\$67.50
NRC - Add'l	N8FTX	\$1.97	NA	\$1.45	\$3.22	\$1.39	\$1.93	\$2.73	\$2.73	\$1.50
NRC - Disconnect Charge - 1st	N8FTX	\$10.04	NA	NA	NA	\$8.30	\$11.32	NA	\$42.95	NA
NRC - Disconnect Charge - Add'l	N8FTX	\$0.97	NA	NA	NA	\$0.73	\$0.96	NA	NA	NA
NRC - Incremental Charge - Manual Service Order - 1st	SOMAN	\$27.37	NA	\$18.94	NA	\$18.14	\$25.52	\$41.35	NA	NA
NRC - Incremental Charge - Manual Service Order - Add'l	SOMAN	NA	NA	NA	NA	NA	NA	NA	NA	NA
NRC - Incremental Charge - Manual Service Order - Disconnect	SOMAN	\$17.75	NA	NA	NA	\$11.40	\$16.05	NA	NA	NA
Customized Area of Service per 8XX Number										
NRC - 1st	N8FCX	\$5.69	NA	\$4.46	\$6.97	\$4.27	\$5.63	\$5.63	\$5.64	\$3.00
NRC - Add'l	N8FCX	\$2.85	NA	\$2.23	\$3.49	\$2.14	\$2.81	\$2.82	\$2.82	\$1.50
NRC - Incremental Charge - Manual Service Order - 1st	SOMAN	NA	NA	NA	NA	NA	NA	NA	NA	NA
NRC - Incremental Charge - Manual Service Order - Add'l	SOMAN	NA	NA	NA	NA	NA	NA	NA	NA	NA

BELLSOUTH/Xspedius RATES
NETWORK ELEMENTS
AND OTHER SERVICES
OSS/SWA 8XX/DATABASES

Attachment 2
Exhibit C
Rates - Page 2

DESCRIPTION	USOC	AL	FL	GA	KY	LA	MS	NC	SC	TN
Multiple Inter LATA Carrier Routing per Carrier Requested per 8XX #										
NRC - 1st	N8FMX	\$6.66	NA	\$5.22	\$8.16	\$5.00	\$6.59	\$6.59	\$6.60	\$3.50
NRC - Add'l	N8FMX	\$3.81	NA	\$2.99	\$4.67	\$2.86	\$3.77	\$3.77	\$3.78	\$2.00
NRC - Incremental Charge - Manual Service Order - 1st	SOMAN	NA	NA	NA	NA	NA	NA	NA	NA	NA
NRC - Incremental Charge - Manual Service Order - Add'l	SOMAN	NA	NA	NA	NA	NA	NA	NA	NA	NA
Change Charge per request										
NRC - 1st	N8FAX	\$8.10	NA	\$7.33	\$11.24	\$7.01	\$9.42	\$8.01	\$7.34	\$48.50
NRC - Add'l	N8FAX	\$0.97	NA	\$0.76	\$1.19	\$0.73	\$0.96	\$0.96	\$0.9583	\$0.50
NRC - Incremental Charge - Manual Service Order - 1st	SOMAN	\$27.37	NA	\$18.94	NA	\$18.14	\$25.52	\$26.94	\$27.84	NA
NRC - Incremental Charge - Manual Service Order - Add'l	SOMAN	NA	NA	NA	NA	NA	NA	NA	NA	NA
Call Handling and Destination Features										
NRC - 1st	N8FDX	\$5.69	NA	\$4.72	\$6.97	\$4.27	\$5.63	\$5.63	\$5.64	\$3.00
NRC - Add'l	N8FDX	NA	NA	\$4.46	\$6.97	\$4.27	\$5.63	NA	\$5.64	\$3.00
LINE INFORMATION DATABASE ACCESS (LIDB)										
LIDB Common Transport per query	OQT	\$0.00004	\$0.0003	\$0.0000338	\$0.00006	\$0.0000418	\$0.0000446	\$0.0003	\$0.0000442	\$0.0003
LIDB Validation per query	OQU	\$0.041003	\$0.041003	\$0.0105974	\$0.00938	\$0.0103774	\$0.0142132	\$0.013400	\$0.0141003	\$0.041003
LIDB Originating Point Code Establishment or Change - NRC	N/A	\$64.36	NA	\$50.30	\$107.60	\$48.17	\$63.63	\$91.00	\$61.62	NA
NRC - Incremental Charge - Electronic Service Order		NA	NA	NA	NA	NA	NA	\$62.26	NA	NA
NRC - Incremental Charge - Manual Service Order - 1st	SOMAN	\$25.93	NA	\$18.94	NA	\$18.14	\$25.52	\$26.94	\$27.84	\$91.00
NRC - Incremental Charge - Manual Service Order - Add'l	SOMAN	NA	NA	NA	NA	NA	NA	NA	\$27.84	NA
CCS7 SIGNALING TRANSPORT SERVICE										
CCS7 Signaling Connection, per link (A link) per month										
NRC		\$18.79	\$5.00	\$17.05	\$16.31	\$19.48	\$21.58	\$155.00	\$21.79	\$155.00
NRC - Disconnect		\$171.98	\$400.00	\$131.96	\$354.95	\$126.34	\$169.72	\$510.00	\$277.07	\$510.00
NRC - Incremental Charge - Manual Service Order	SOMAN	\$135.70	NA	NA	NA	\$101.10	\$134.08	NA	\$42.95	NA
NRC - Incremental Charge - Manual Service Order - Disconnect	SOMAN	\$25.93	NA	\$18.94	NA	\$18.14	\$25.52	NA	NA	NA
NRC - Incremental Charge - Manual Service Order - Disconnect	SOMAN	\$16.31	NA	NA	NA	\$11.40	\$16.05	NA	NA	NA
CCS7 Signaling Connection, per link (B link) (also known as D link) per month										
NRC		\$18.79	\$5.00	\$17.05	\$16.31	\$19.48	\$21.58	\$155.00	\$21.79	Not available
NRC - Disconnect		\$171.98	\$400.00	\$131.96	\$354.95	\$126.34	\$169.72	\$510.00	\$277.07	\$510.00
NRC - Incremental Charge - Manual Service Order	SOMAN	\$135.70	NA	NA	NA	\$101.10	\$134.08	NA	\$42.95	NA
NRC - Incremental Charge - Manual Service Order - Disconnect	SOMAN	\$25.93	NA	\$18.94	NA	\$18.14	\$25.52	NA	NA	NA
NRC - Incremental Charge - Manual Service Order - Disconnect	SOMAN	\$16.31	NA	NA	NA	\$11.40	\$16.05	NA	NA	NA
CCS7 Signaling Termination, per STP port per month		\$148.72	\$113.00	\$133.99	\$174.08	\$161.99	\$161.12	\$132.88	\$156.33	\$355.00
CCS7 Signaling Usage, per ISUP message		\$0.00004	\$0.00001	\$0.0000354	\$0.000037893	\$0.0000430	\$0.0000456	\$0.00004	\$0.0000452	\$0.000023
(applicable when measurement and billing capability exists.)										
CCS7 Signaling Usage, per TCAP message		\$0.0001	\$0.00004	\$0.0000870	\$0.000102042	\$0.0001052	\$0.0001115	\$0.00009	\$0.0001108	\$0.00005
(applicable when measurement and billing capability exists.)										
CCS7 Signaling Usage Surrogate, per link per LATA per mo (9)		\$376.12	\$64.00	\$340.67	\$329.98	\$406.71	\$406.53	\$338.98	\$396.55	\$395.00
CCS7 Signaling Point Code, Establishment or Change, per STP affected										
NRC		\$62.00	\$62.00	\$62.00	\$62.00	\$62.00	\$62.00	\$62.00	\$62.00	\$62.00
OPERATOR CALL PROCESSING										
Operator Provided Call Handling per min - Using BST LIDB	N/A	\$1.21	\$1.00	\$0.9680296	\$1.6016	\$0.91	\$1.19	\$1.20	\$1.21	NA
Call Completion Access Termination Charge per call attempt	N/A	\$0.08	NA	NA	NA	NA	NA	NA	\$0.08	NA
Operator Provided Call Handling per min - Using Foreign LIDB	N/A	\$1.25	\$1.00	\$1.02	\$1.6249	\$0.96	\$1.24	\$1.24	\$1.25	NA
Call Completion Access Termination Charge per call attempt	N/A	\$0.08	NA	NA	NA	NA	NA	NA	\$0.08	NA
Operator Provided Call Handling, per call	N/A	NA	NA	NA	NA	NA	NA	NA	NA	\$0.30
Fully Automated Call Handling per call - Using BST LIDB	N/A	\$0.11	\$0.10	\$0.0776409	\$0.0856	\$0.10	\$0.1072884	\$0.11	\$0.1115808	\$0.15
Fully Automated Call Handling per call - Using Foreign LIDB	N/A	\$0.13	\$0.10	\$0.0976984	\$0.1071	\$0.12	\$0.1253666	\$0.12	\$0.1293459	\$0.15
Professional recording of name (OCP alone)	USOD1	\$7,000.00	\$7,000.00	\$7,000.00	\$7,000.00	\$7,000.00	\$7,000.00	\$7,000.00	\$7,000.00	\$7,000.00
Professional recording of name (DA and OCP alone)	USOD1	\$7,000.00	\$7,000.00	\$7,000.00	\$7,000.00	\$7,000.00	\$7,000.00	\$7,000.00	\$7,000.00	\$7,000.00
DRAM or front-end loading, per TOPS switch	USOD2	\$250.00	\$250.00	\$250.00	\$250.00	\$250.00	\$250.00	\$250.00	\$250.00	\$250.00
AABS or back-end loading, per IVS	USOD2	\$225.00	\$225.00	\$225.00	\$225.00	\$225.00	\$225.00	\$225.00	\$225.00	\$225.00
EBAS or 0- automation loading, per NAV shelf	USOD2	\$270.00	\$270.00	\$270.00	\$270.00	\$270.00	\$270.00	\$270.00	\$270.00	\$270.00
Recording Charge per Branded Announcement - Disconnect - Initial	N/A	\$9.61	NA	NA	NA	NA	NA	NA	NA	NA

BELLSOUTH/Xpedius RATES
NETWORK ELEMENTS
AND OTHER SERVICES
OSS/SWA 8XX/DATABASES

DESCRIPTION	USOC	AL	FL	GA	KY	LA	MS	NC	SC	TN
Recording Charge per Branded Announcement – Disconnect – Subsequent	N/A	\$9.61	NA	NA	NA	NA	NA	NA	NA	NA
INWARD OPERATOR SERVICES										
Verification, per minute	N/A	\$1.16	NA	\$0.921083	NA	\$0.86	\$1.14	\$1.15	\$1.15	NA
Verification and Emergency Interrupt, per minute	N/A	\$1.16	NA	\$0.921083	NA	\$0.86	\$1.14	\$1.15	\$1.15	NA
Verification, per call	VIL	NA	\$0.80	NA	\$1.00	NA	NA	\$0.54	NA	\$0.90
Verification and Emergency Interrupt, per call	N/A	NA	\$1.00	NA	\$1.111	NA	NA	\$0.65	NA	\$1.95
DIRECTORY ASSISTANCE SERVICES										
Directory Assist Call Completion Access Svc (DACC), per call attempt	N/A	\$0.10	\$0.10	\$0.10	\$0.10	\$0.10	\$0.10	\$0.062	\$0.10	\$0.10
Call Completion Access Term charge per completed call	N/A	NA	NA	NA	NA	NA	NA	NA	\$0.08	NA
Number Services Intercept per query	N/A	\$0.0235	\$0.01	\$0.0097497	\$0.0086	\$0.02	\$0.0188268	\$0.0110	\$0.0124036	\$0.15
Number Services Intercept per Intercept Query Update	N/A	NA	NA	NA	\$0.0055	NA	NA	NA	NA	NA
Directory Assistance Access Service Calls, per call	N/A	\$0.275	\$0.275	\$0.275	\$0.275	\$0.275	\$0.275	\$0.260000	\$0.275	\$0.275
Professional recording of name (DA alone)	N/A	\$3,000.00	\$3,000.00	\$3,000.00	\$3,000.00	\$3,000.00	\$3,000.00	\$3,000.00	\$3,000.00	\$3,000.00
Professional recording of name (DA and OCP alone)	N/A	\$7,000.00	\$7,000.00	\$7,000.00	\$7,000.00	\$7,000.00	\$7,000.00	\$7,000.00	\$7,000.00	\$7,000.00
DRAM or front-end loading, per TOPS switch	N/A	\$250.00	\$250.00	\$250.00	\$250.00	\$250.00	\$250.00	\$250.00	\$250.00	\$250.00
AABS or back-end loading, per IVS	N/A	\$225.00	\$225.00	\$225.00	\$225.00	\$225.00	\$225.00	\$225.00	\$225.00	\$225.00
EBAS or 0- automation loading, per NAV shelf	N/A	\$270.00	\$270.00	\$270.00	\$270.00	\$270.00	\$270.00	\$270.00	\$270.00	\$270.00
Recording Charge per Branded Announcement – Disconnect – Initial	N/A	\$9.61	NA	NA	NA	NA	NA	NA	NA	NA
Recording Charge per Branded Announcement – Disconnect – Subsequent	N/A	\$9.61	NA	NA	NA	NA	NA	NA	NA	NA
Directory Transport										
Directory Transport - Local Channel DS1, per month	N/A	\$35.52	\$43.64	\$38.36	\$36.32	\$43.83	\$38.91	\$35.68	\$37.20	\$133.81
NRC - 1st	N/A	\$503.57	\$242.45	\$356.15	\$637.46	\$339.69	\$494.83	\$534.48	\$534.81	\$868.97
NRC - Add'l	N/A	\$442.84	\$226.44	\$312.89	\$546.94	\$298.29	\$435.28	\$462.69	\$462.81	\$486.83
NRC - Disconnect Charge - 1st	N/A	\$46.28	NA	NA	NA	\$33.02	\$46.85	NA	NA	NA
NRC - Disconnect Charge - Add'l	N/A	\$32.18	NA	NA	NA	\$23.32	\$33.02	NA	NA	NA
NRC - Incremental Charge-Manual Svc Order - NRC - 1st	SOMAN	\$61.99	NA	\$44.22	NA	\$42.34	\$59.58	\$86.15	\$87.99	NA
NRC - Incremental Charge-Manual Svc Order - NRC - add'l	NA	NA	NA	NA	NA	NA	NA	\$1.77	NA	NA
NRC - Incremental Charge-Manual Svc Order - NRC-Disconnect	SOMAN	\$29.27	NA	NA	NA	\$19.48	\$27.41	NA	\$3.11	NA
Directory Transport - Dedicated DS1 Level Interoffice per mile per mo	N/A	\$0.6923	\$0.6013	\$0.4523	\$0.45	\$0.78	\$0.6598	\$0.5753	\$0.7598	\$23.00
Directory Transport - Dedicated DS1 Level Interoffice per facility termination per mo	N/A	\$79.69	\$99.79	\$78.47	\$55.05	\$93.40	\$74.40	\$71.29	\$94.98	\$90.00
NRC - 1st	N/A	\$198.15	\$45.91	\$147.07	\$298.18	\$140.49	\$196.28	\$217.17	\$216.27	\$100.49
NRC - Add'l	N/A	\$148.18	\$44.18	\$111.75	\$231.18	\$106.69	\$147.31	\$163.75	\$162.70	\$100.49
NRC - Disconnect Charge - 1st	N/A	\$25.44	NA	NA	NA	\$20.00	\$26.56	NA	NA	NA
NRC - Disconnect Charge - Add'l	N/A	\$20.42	NA	NA	NA	\$16.34	\$21.61	NA	NA	NA
NRC - Incremental Charge - Manual Service Order - 1st	SOMAN	\$27.37	NA	\$18.94	NA	\$18.14	\$25.52	\$38.07	\$39.63	NA
NRC - Incremental Charge - Manual Service Order - Add'l	SOMAN	\$27.37	NA	NA	NA	\$18.14	\$25.52	\$38.07	\$39.63	NA
NRC - Incremental Charge - Manual Service Order - Disconnect - 1st	SOMAN	\$12.97	NA	NA	NA	\$8.06	\$11.34	NA	NA	NA
NRC - Incremental Charge - Manual Service Order - Disconnect - Add'l	SOMAN	\$12.97	NA	NA	NA	\$8.06	\$11.34	NA	NA	NA
Switched Common Transport per DA Access Service per call	N/A	\$0.0003	\$0.0003	\$0.0002906	\$0.000175	\$0.0003274	\$0.0002997	\$0.00020	\$0.000327	NA
Switched Common Transport per DA Access Service per call per mile	N/A	\$0.00003	\$0.00001	\$0.0000186	\$0.000004	\$0.0000175	\$0.0000202	\$0.00003	\$0.0000303	NA
Access Tandem Switching per DA Access Service per call	N/A	\$0.0023	\$0.00055	\$0.0019152	\$0.000783	\$0.0025257	\$0.0023713	\$0.0021	\$0.0024809	NA
DA Interconnection, per DA Access Service Call	N/A	\$0.00269	NA	\$0.00269	NA	NA	NA	\$0.00	\$0.000269	NA
Directory Transport-Installation NRC, per trunk or signaling connection										
NRC - 1st	N/A	\$260.69	\$206.06	\$204.23	\$501.98	\$195.54	\$257.73	NA	\$407.81	NA
NRC - Add'l	N/A	\$5.95	\$4.71	\$4.42	\$13.32	\$4.23	\$5.85	NA	\$11.00	NA
NRC - Disconnect Charge - 1st	N/A	\$173.46	NA	NA	NA	NA	NA	NA	NA	NA
NRC - Disconnect Charge - Add'l	N/A	\$5.95	NA	NA	NA	NA	NA	NA	NA	NA
NRC - Incremental Charge - Manual Service Order - 1st	SOMAN	NA	NA	\$44.22	NA	\$130.05	\$171.49	NA	NA	NA
NRC - Incremental Charge - Manual Service Order - Add'l	SOMAN	NA	NA	NA	NA	\$4.23	\$5.85	NA	NA	NA
NRC - Manual Service Order - 1st	NA	NA	NA	NA	NA	NA	NA	\$407.53	NA	NA
NRC - Manual Service Order - Add'l	NA	NA	NA	NA	NA	NA	NA	\$10.98	NA	NA
Directory Assistance Database Service (DADS)										
Directory Assistance Database Service charge per listing	N/A	\$0.0446	\$0.001	\$0.0445	\$0.0193	\$0.0443	\$0.0447	\$0.04460	\$0.0444	NA

BELLSOUTH/Xspedius RATES
NETWORK ELEMENTS
AND OTHER SERVICES
OSS/SWA 8XX/DATABASES

Attachment 2
Exhibit C
Rates - Page 4

DESCRIPTION	USOC	AL	FL	GA	KY	LA	MS	NC	SC	TN
Directory Assistance Database Service, per month	DBSOF	\$128.55	\$100.00	\$95.50	\$120.76	\$90.54	\$126.17	\$126.26	\$127.23	NA
AIN (Note 4)										TBD
AIN, per message	CAM	NA	\$0.00004	NA	NA	NA	NA	NA	NA	NA
AIN - BellSouth AIN SMS Access Service	CAM								NA	NA
Service Establishment Charge, per state, initial set-up										
NRC	CAMSE	\$197.49	NA	\$90.25	NA	\$153.31	\$174.03	\$294.77	\$296.16	NA
NRC - Disconnect	CAMSE	\$114.22	NA	NA	NA	\$78.06	\$135.96	NA	NA	NA
Port Connection - Dial/Shared Access										
NRC	CAMDP	\$64.05	NA	\$29.66	NA	\$50.07	\$53.47	\$86.94	\$87.29	NA
NRC - Disconnect	CAMDP	\$27.04	NA	NA	NA	\$18.61	\$37.70	NA	NA	NA
Port Connection - ISDN Access										
NRC	CAM1P	\$64.05	NA	\$29.66	NA	\$50.07	\$53.47	\$86.94	\$87.29	NA
NRC - Disconnect	CAM1P	\$27.04	NA	NA	NA	\$18.61	\$37.70	NA	NA	NA
User ID Codes - per User ID Code										
NRC	CAMAU	\$141.84	NA	\$84.43	NA	\$104.95	\$129.83	\$200.83	\$202.08	NA
NRC - Disconnect	CAMAU	\$70.05	NA	NA	NA	\$48.95	\$79.91	NA	NA	NA
Security Card per User ID Code, initial or replacement										
NRC	CAMRC	\$142.13	NA	\$35.44	NA	\$125.33	\$131.54	\$172.05	\$172.26	NA
NRC - Disconnect	CAMRC	\$35.26	NA	NA	NA	\$24.40	\$45.77	NA	NA	NA
Storage, per unit (100Kb)	N/A	\$0.0026	NA	\$0.0023	NA	\$0.0029	\$0.0029	\$0.0023	\$0.0028	NA
Session per minute	N/A	\$0.0892	NA	\$0.0795604	NA	\$0.10	\$0.0975650	\$0.0791	\$0.0942966	NA
C0. Performed Session, per minute					NA	\$1.97	\$2.09	\$2.08	\$2.07	NA
AIN - BellSouth AIN Toolkit Service										
AIN, Service Creation Tools	CAMBP	NA	TBD	NA	NA	NA	NA	NA	NA	NA
Service Establishment Charge, per state, initial set-up										
NRC	BAPSC	\$192.69	NA	\$86.74	NA	\$153.25	\$169.31	\$290.05	\$291.41	NA
NRC - Disconnect	BAPSC	\$114.22	NA	NA	NA	\$78.05	\$135.96	NA	NA	NA
Training Session, per customer										
NRC	BAPVX	\$8,363.00	NA	\$8,348.00	NA	\$8,315.00	\$8,379.00	\$8,363.00	\$8,333.00	NA
NRC - Disconnect	BAPVX	NA	NA	NA	NA	NA	NA	NA	NA	NA
Trigger Access Charge, per trigger, per DN, Term. Attempt										
NRC	BAPTT	\$49.64	NA	\$19.13	NA	\$41.08	\$39.30	\$72.76	\$73.02	NA
NRC - Disconnect	BAPTT	\$27.04	NA	NA	NA	\$18.60	\$37.70	NA	NA	NA
Trigger Access Charge, per trigger per DN, Off-Hook Delay										
NRC	BAPTD	\$49.64	NA	\$114.80	NA	\$41.08	\$39.30	\$72.76	\$73.02	NA
NRC - Disconnect	BAPTD	\$27.04	NA	NA	NA	\$18.60	\$37.70	NA	NA	NA
Trigger Access Charge, per trigger, per DN, Off-Hook Immediate										
NRC	BAPTM	\$49.64	NA	\$19.13	NA	\$41.08	\$39.30	\$72.76	\$73.02	NA
NRC - Disconnect	BAPTM	\$27.04	NA	NA	NA	\$18.60	\$37.70	NA	NA	NA
Trigger Access Charge, per trigger, per DN, 10-Digit PODP										
NRC	BAPTO	\$117.98	NA	\$70.06	NA	\$92.99	\$106.90	\$149.95	\$150.25	NA
NRC - Disconnect	BAPTO	\$37.90	NA	NA	NA	\$26.73	\$48.44	NA	NA	NA
Trigger Access Charge, per trigger, per DN, CDP										
NRC	BAPTC	\$117.98	NA	\$70.06	NA	\$92.99	\$106.90	\$149.95	\$150.25	NA
NRC - Disconnect	BAPTC	\$37.90	NA	NA	NA	\$26.73	\$48.44	NA	NA	NA
Trigger Access Charge, per trigger, per DN, Feature Code										
NRC	BAPTF	\$117.98	NA	\$70.06	NA	\$92.99	\$106.90	\$149.95	\$150.25	NA
NRC - Disconnect	BAPTF	\$37.90	NA	NA	NA	\$26.73	\$48.44	NA	NA	NA
Query Charge, per query		\$0.024	NA	\$0.0209223	NA	\$0.03	\$0.0256138	\$0.02	\$0.0250662	NA
Type 1 Node Charge, per AIN Toolkit Subscription, per node, per query		\$0.006	NA	\$0.0053137	NA	\$0.0065	\$0.0065161	\$0.005	\$0.0062979	NA
SCP Storage Charge, per SMS Access Acct, per 100 Kb	N/A	\$1.63	NA	\$1.46	NA	\$1.79	\$1.79	\$1.45	\$1.73	NA
Monthly Report - per AIN Toolkit Service Subscription	BAPMS	\$16.00	NA	\$15.96	NA	\$15.89	\$16.01	\$15.98	\$15.93	NA
NRC	BAPMS	\$44.56	NA	\$22.64	NA	\$34.61	\$44.02	\$71.80	\$72.15	NA

BELLSOUTH/Xspedius RATES
NETWORK ELEMENTS
AND OTHER SERVICES
OSS/SWA 8XX/DATABASES

Attachment 2
Exhibit C
Rates - Page 5

DESCRIPTION	USOC	AL	FL	GA	KY	LA	MS	NC	SC	TN
NRC - Disconnect	BAPMS	\$31.84	NA	NA	NA	\$21.97	\$31.28	NA	NA	NA
Special Study - per AIN Toolkit Service Subscription	BAPLS	\$0.10	NA	\$0.0861109	NA	\$0.08	\$0.0810536	\$0.08	\$0.0872769	NA
NRC	BAPLS	\$47.74	NA	\$22.64	NA	\$37.77	\$47.21	\$47.20	\$47.35	NA
NRC - Disconnect	BAPLS	\$15.90	NA	NA	NA	NA	NA	NA	NA	NA
Call Event Report - per AIN Toolkit Service Subscription	BAPDS	\$15.90	NA	\$15.87	NA	\$15.81	\$15.93	\$15.90	\$15.84	NA
NRC	BAPDS	\$44.56	NA	\$22.64	NA	\$34.61	\$44.02	\$71.80	\$72.15	NA
NRC - Disconnect	BAPDS	\$31.84	NA	NA	NA	\$21.97	\$31.28	NA	NA	NA
Call Event special Study - per AIN Toolkit Service Subscription	BAPES	\$0.003	NA	\$0.0028704	NA	\$0.0026	\$0.0027018	\$0.003	\$0.0029092	NA
NRC	BAPES	\$47.74	NA	\$22.64	NA	\$37.77	\$47.21	\$47.20	\$47.35	NA
NRC - Disconnect	BAPES	\$15.90	NA	NA	NA	\$37.77	NA	NA	NA	NA
CALLING NAME (CNAM) QUERY SERVICE										
CNAM (Database Owner), Per Query	N/A	\$0.016	\$0.016	\$0.016	\$0.016	\$0.016	\$0.016	\$0.016	\$0.016	\$0.016
CNAM (Non-Database Owner), Per Query *	N/A	\$0.01	\$0.01	\$0.01	\$0.01	\$0.01	\$0.01	\$0.01	\$0.01	\$0.01
NRC, applicable when CLEC-1 uses the Character Based User Interface (CHUI)	N/A	\$595.00	\$595.00	\$595.00	\$595.00	\$595.00	\$595.00	\$595.00	\$595.00	\$595.00
* Volume and term arrangements are also available.										
SELECTIVE ROUTING (Note 5)										
Per Line or PBX Trunk, each		NA	NA	NA	\$10.00 (Interim)	NA	NA	NA	NA	TBD
NRC		NA	NA	NA	NA	NA	NA	NA	NA	TBD
Customized routing per unique line class code, per request, per switch										
NRC	USRCR	\$230.60	\$229.65	\$180.62	\$229.65	\$229.65	\$227.99	\$229.65	\$226.22	\$229.65
NRC - Incremental Charge - Manual Service Order		\$25.93	NA	\$18.94	NA	NA	\$25.52	NA	\$27.84	NA
VIRTUAL COLLOCATION										
2-wire Cross-Connect										
RC	UEAC2	\$0.28	\$0.524	\$0.30	\$0.31	\$0.26	\$0.3996	\$0.09	\$0.3648	\$0.30
NRC - 1st	UEAC2	\$30.76	\$11.57	\$12.60	\$54.21	\$23.04	\$30.93	\$41.78	\$41.50	\$19.20
NRC - Add'l	UEAC2	\$29.40	\$11.57	\$12.60	\$51.07	\$22.11	\$29.59	\$39.23	\$38.94	\$19.20
NRC - 1st - Manual Service Order		NA	NA	NA	NA	NA	NA	\$4.75	NA	NA
NRC - Add'l - Manual Service Order		NA	NA	NA	NA	NA	NA	\$4.75	NA	NA
NRC - Disconnect - 1st	UEAC2	\$12.75	NA	NA	NA	\$9.48	\$12.76	NA	NA	NA
NRC - Disconnect - Add'l	UEAC2	\$11.38	NA	NA	NA	\$8.54	\$11.43	NA	NA	NA
4-wire Cross-Connect										
RC	UEAC4	\$0.56	\$0.524	\$0.50	\$0.62	\$0.52	\$0.7992	\$0.18	\$0.7297	\$0.50
NRC - 1st	UEAC4	\$66.71	\$11.57	\$12.60	\$54.23	\$23.23	\$31.17	\$41.91	\$41.56	\$19.20
NRC - Add'l	UEAC4	\$50.43	\$11.57	\$12.60	\$50.96	\$22.24	\$29.77	\$39.25	\$38.90	\$19.20
NRC - 1st - Manual Service Order		NA	NA	NA	NA	NA	NA	\$4.73	NA	NA
NRC - Add'l - Manual Service Order		NA	NA	NA	NA	NA	NA	\$4.73	NA	NA
NRC - Disconnect - 1st	UEAC4	\$12.82	NA	NA	NA	\$9.53	\$12.83	NA	NA	NA
NRC - Disconnect - Add'l	UEAC4	\$11.39	NA	NA	NA	\$8.55	\$11.43	NA	NA	NA
2-fiber Cross-Connect										
RC	CNC2F	\$12.10	NA	\$15.64	\$15.64	\$19.13	\$15.64	\$15.99	\$15.06	\$15.64
NRC - 1st	CNC2F	\$55.46	NA	\$41.56	\$41.56	\$41.07	\$41.56	\$67.34	\$69.28	\$41.56
NRC - Add'l	CNC2F	\$39.18	NA	\$29.82	\$29.82	\$29.63	\$29.82	\$48.55	\$48.89	\$29.82
NRC - Disconnect - 1st	CNC2F	\$16.83	NA	NA	NA	\$12.84	\$12.96	NA	NA	NA
NRC - Disconnect - Add'l	CNC2F	\$13.27	NA	NA	NA	\$10.29	\$10.34	NA	NA	NA
4-fiber Cross-Connect										
RC	CNC4F	\$21.75	NA	\$28.11	\$28.11	\$34.38	\$28.11	\$28.74	\$27.08	\$28.11
NRC - 1st	CNC4F	\$66.71	NA	\$50.53	\$50.53	\$49.81	\$50.53	\$82.35	\$84.07	\$50.53
NRC - Add'l	CNC4F	\$50.43	NA	\$38.78	\$38.78	\$38.37	\$38.78	\$63.56	\$63.68	\$38.78
NRC - Disconnect - 1st	CNC4F	\$21.86	NA	NA	NA	\$16.75	\$16.97	NA	NA	NA
NRC - Disconnect - Add'l	CNC4F	\$18.31	NA	NA	NA	\$14.20	\$14.35	NA	NA	NA
DS1 Cross-Connects										
RC		NA	NA	NA	NA	NA	NA	\$0.97	NA	NA
NRC - 1st		NA	NA	NA	NA	NA	NA	\$71.02	NA	NA

BELLSOUTH/Xspedius RATES
 NETWORK ELEMENTS
 AND OTHER SERVICES
 OSS/SWA 8XX/DATABASES

DESCRIPTION		USOC	AL	FL	GA	KY	LA	MS	NC	SC	TN
	NRC - Add'l		NA	NA	NA	NA	NA	NA	\$51.08	NA	NA
	NRC - Manual Service Order - 1st		NA	NA	NA	NA	NA	NA	\$4.70	NA	NA
	NRC - Manual Service Order - Add'l		NA	NA	NA	NA	NA	NA	\$4.70	NA	NA
DS3 Cross-Connects											
	RC		NA	NA	NA	NA	NA	NA	\$12.33	NA	NA
	NRC - 1st		NA	NA	NA	NA	NA	NA	\$69.84	NA	NA
	NRC - Add'l		NA	NA	NA	NA	NA	NA	\$49.43	NA	NA
	NRC - Manual Service Order - 1st		NA	NA	NA	NA	NA	NA	\$4.70	NA	NA
	NRC - Manual Service Order - Add'l		NA	NA	NA	NA	NA	NA	\$4.70	NA	NA
If no rate is identified in the contract, the rate for the specific service or function will be as set forth in applicable BellSouth tariff or as negotiated by the parties upon request by either party.											
	Interim rates subject to true-up.										
1	BellSouth and CLEC shall negotiate rates for this offering. If agreement is not reached within sixty (60) days of the Effective Date, either party may petition the Florida PSC to settle the disputed charge or charges. (FL)										
2	This rate element is for those states w/o separate rates for 800 calls with 800 No. Delivery vs. POTS No. Delivery and calls with Optional Complex Features vs. w/o Optional Complex Features.										
3	This charge is only applicable where signaling usage measurement or billing capability does not exist.										
4	Prices for AIN to be determined upon development of mediation device. (TN)										
5	Price for Line Class Codes for Selective Routing shall be determined by the TRA. (TN)										

**Amendment to the Interconnection Agreement
By and Between BellSouth Telecommunications, Inc.
And Xspedius Corp. (TSP00184-A)
Dated January 1, 2000**

This Agreement refers to the Interconnection Agreement (“the Agreement”) entered into by Xspedius Corp. (“Xspedius”) and BellSouth Telecommunications, Inc. (“BellSouth”) effective January 1, 2000. This Amendment (“Amendment”) is made by and between Xspedius and BellSouth and shall be deemed effective on the date executed by Xspedius and BellSouth.

NOW THEREFORE, in consideration of the mutual provisions contained herein and other good and valuable consideration, the receipt and sufficiency of which are hereby acknowledged, Xspedius and BellSouth (individually, a “Party” and collectively, the “Parties”) hereby covenant and agree as follows:

1. The Parties hereby mutually agree to amend the agreement between Parties to add Exhibit A, attached, to the General Terms and Conditions of the agreement between Parties effective on January 1, 2000.
2. All of the other provisions of the Interconnection Agreement, effective on January 1, 2000, shall remain unchanged and in full force and effect.
3. Either or both of the Parties are authorized to submit this Amendment to the appropriate State Public Service Commissions or other Regulatory Agencies for approval subject to Section 252 (e) of the Federal Telecommunications Act of 1996.

IN WITNESS WHEREOF, the Parties hereto have caused this Amendment to be executed by their respective duly authorized representatives on the date indicated below.

Xspedius Corp.

Signature on File

Signature
Thomas G. Henning

Name
Secretary

Title
4/2/2001

Date

BellSouth Telecommunications, Inc.

Signature on File

Signature
C. W. Boltz

Name
Managing Director

Title
4/4/2001

Date

SCHEDULE OF XSPEDIUS CORP. OPERATING AFFILIATES

LEC Unwired L.L.C. (AL, FL, GA, KY, LA, MS, NC, SC, TN)

FIFTH AMENDMENT TO
INTERCONNECTION AGREEMENT BETWEEN
BELLSOUTH TELECOMMUNICATIONS, INC.
AND Xspedius Corp.
DATED 01/1/2000

This Agreement (the "Amendment") is made and entered into as of 06/19/2001 between BellSouth Telecommunications, Inc. ("BellSouth") a Georgia corporation, and Xspedius Corp. ("Xspedius") a Louisiana corporation.

WHEREAS, The Parties desire to amend that certain Interconnection Agreement between BellSouth and Xspedius dated 01/1/2000 (the "Interconnection Agreement") in order to incorporate rates established by the Tennessee Regulatory Authority ("TRA") in Docket Number 00-00544, on September 26, 2000 and November 7, 2000;

NOW THEREFORE, in consideration of the mutual provisions contained herein and other good and valuable consideration, the receipt and sufficiency of which are hereby acknowledged, BellSouth and Xspedius hereby covenant and agree as follows:

1. Those interim rates established by the TRA in Docket No. 00-00544 for certain Unbundled Network Elements in Tennessee are as set forth in Exhibit 1-TN-Int attached hereto and incorporated herein by this reference.

2. To the extent that any rate element set forth in Exhibit 1-TN-Int corresponds to a rate element set forth in the Interconnection Agreement, such rate element in the Interconnection Agreement is hereby deleted and replaced with the corresponding rate element in Exhibit 1-TN-Int. These rates shall be subject to retroactive true-up once permanent rates for such products and services have been established by the TRA.

3. To the extent that the existing Interconnection Agreement does not contain terms and conditions for such products and services, then prior to Xspedius's ordering any such elements pursuant to this Amendment, Xspedius and BellSouth shall amend the existing Interconnection Agreement to incorporate such terms and conditions.

4. Any rate element in the Interconnection Agreement that is not expressly replaced by the rates set forth in Exhibit 1-TN-Int as described in paragraphs 2 and 3 above shall remain in full force and effect in accordance with the terms of the Interconnection Agreement.

5. The Parties agree that all of the other provisions of the Interconnection Agreement, dated 01/1/2000, shall remain in full force and effect.

6. The Parties further agree that either or both of the Parties is authorized to submit this Amendment to the Tennessee Regulatory Authority or other regulatory body having jurisdiction over the subject matter of this Amendment, for approval subject to Section 252(e) of the federal Telecommunications Act of 1996.

IN WITNESS WHEREOF, the parties hereto have caused this Amendment to be executed by their respective duly authorized representatives on the data indicated below.

BellSouth Telecommunications, Inc.

Xspedius Corp.

By: Signature on File

By: Signature on File

Title: Managing Director

Title: President

Date: 6/15/2001

Date: 6/19/2001

**Unbundled Network Elements
TENNESSEE
Xspedius**

	UNBUNDLED NETWORK ELEMENT	Interim or Permanent	Zone	BCS	USOC	RATES				OSS RATES								
						Nonrecurring		Nonrecurring Disconnect		Svc Order Submitted Elec per LSR	Svc Order Submitted Manually per LSR	Incremental Charge - Manual Svc Order vs. Electronic-1st	Incremental Charge - Manual Svc Order vs. Electronic-	Incremental Charge - Manual Svc Order vs. Electronic-	Incremental Charge - Manual Svc Order vs. Electronic-			
						Rec	First	Add'l	First							Add'l		
						SOME	SOMAN	SOMAN	SOMAN	SOMAN	SOMAN							
LOOP MODIFICATION																		
	Unbundled Loop Modification - Load Coil / Equipment Removal per 2 Wire pair - short	I		UAL, UHL, UCL	ULM2L		\$65.40						\$20.35	\$10.54				
	Unbundled Loop Modification - Load Coil / Equipment Removal per 2 Wire pair - long	I		UAL, UHL, UCL	ULM2G		\$710.71	\$23.77					\$20.35	\$10.54				
	Unbundled Loop Modification - Load Coil / Equipment Removal per 4 Wire pair - short	I		UAL, UHL, UCL	ULM4L		\$65.40						\$20.35	\$10.54				
	Unbundled Loop Modification - Load Coil / Equipment Removal per 4 Wire pair - long	I		UAL, UHL, UCL	ULM4G		\$710.71	\$23.77					\$20.35	\$10.54				
	Unbundled Loop Modification - Bridged Tap Removal, per pair unloaded	I		UAL, UHL, UCL	ULMBT		\$65.44						\$20.35	\$10.54				
SUB-LOOPS																		
Sub-Loop Distribution																		
	Sub-Loop - Per Building Equipment Room - CLEC Feeder Facility Set-Up	I		UEANL	USBSC		\$313.01						\$20.35	\$10.54	\$13.32			
	Sub-Loop - Per Building Equipment Room - Per 25 Pair Panel Set Up	I		UEANL	USBSD		\$108.06	\$108.06					\$20.35	\$10.54	\$13.32			
	Sub-Loop 2-Wire Intra-building Network Cable (INC)	I		UEANL	USBR2	\$1.35	\$94.56	\$29.35					\$20.35	\$10.54	\$13.32			
	Sub-Loop 4-Wire Intra-building Network Cable (INC)	I		UEANL	USBR4	\$2.26	\$116.14	\$37.10					\$20.35	\$10.54	\$13.32			
Unbundled Network Terminating Wire (UNTW)																		
	Unbundled Network Terminating Wire (UNTW) per Pair	I		UENTW	UENPP	\$0.4555	\$2.48	\$2.48										
LOOP MAKE-UP																		
	LMU - Preordering Without Reservation, per working facility queried (Manual).	I			UMKLW		\$100.00	\$100.00										
	LMU - Preordering Without Reservation, per spare facility queried (Manual)	I			UMKLW		\$100.00	\$100.00										
	LMU - Preordering With Reservation, per spare facility queried (Manual)	I			UMKLP		\$100.00	\$100.00										
	LMU - Preordering Without Reservation, per working facility queried (Mechanized)	I					\$0.6888	\$0.6888										
	LMU - Preordering Without Reservation, per spare facility queried (Mechanized)	I					\$0.6888	\$0.6888										
	LMU - Preordering With Reservation, per spare facility queried (Mechanized)	I					\$0.6888	\$0.6888										
	Note: Max number of spare facilities per manual LMUSI is 3. Max number of spare facilities per mechanized LMUSI is 10.																	
LINE SHARING																		
Line Sharing Splitter																		
	Line Sharing Splitter, per System 96 Line Capacity	I			ULSDA	\$100.00	\$150.00	\$0.00	\$150.00	\$0.00			\$20.35	\$10.54	\$13.32			
	Line Sharing Splitter, per System 24 Line Capacity	I			ULSDB	\$25.00	\$150.00	\$0.00	\$150.00	\$0.00			\$20.35	\$10.54	\$13.32			
	Line Sharing Splitter - per Line Activation **	I			ULSDC	\$0.61	\$40.00	\$21.39					\$20.35	\$10.54	\$13.32			
	Line Sharing Splitter - per Subsequent Activity per Line Rearrangement	I			ULSDS		\$30.00	\$15.00					\$20.35	\$10.54	\$13.32			
UNBUNDLED EXCHANGE ACCESS LOOP																		
	2 Wire ADSL compatible loop including manual service inquiry and facility reservation																	
	2 Wire ADSL compatible loop including manual service inquiry and facility reservation - Zone 1		1	UAL	UAL2X	\$ 13.82	\$ 270.01	\$ 234.63	\$ 74.54	\$ 39.14			\$ 20.35	\$ 10.54	\$ 13.32			
	2 Wire ADSL compatible loop including manual service inquiry and facility reservation - Zone 2		2	UAL	UAL2X	\$ 18.05												

**Unbundled Network Elements
TENNESSEE
Xspedius**

UNBUNDLED NETWORK ELEMENT	Interim or Permanent	Zone	BCS	USOC	RATES					OSS RATES								
					Rec	Nonrecurring		Nonrecurring Disconnect		Svc Order Submitted Elec per LSR	Svc Order Submitted Manually per LSR	Incremental Charge - Manual Svc Order vs. Electronic-1st	Incremental Charge - Manual Svc Order vs. Electronic-	Incremental Charge - Manual Svc Order vs. Electronic-	Incremental Charge - Manual Svc Order vs. Electronic-			
						First	Add'l	First	Add'l									
						SOMECS	SOMAN	SOMAN	SOMAN							SOMAN	SOMAN	
2 Wire ADSL compatible loop including manual service inquiry and facility reservation - Zone 3		3	UAL	UAL2X	\$ 23.60													
Order Coordination-Time Specific, per LSR			UAL	OCOSL		\$ 34.29												
2 Wire ADSL compatible loop without manual service inquiry and facility reservation																		
2 Wire ADSL compatible loop without manual service inquiry and facility reservation - Zone 1	I*	1	UAL	UAL2W	\$ 13.82	\$ 31.99	\$ 20.02	\$ 10.65	\$ 1.41			\$ 20.35	\$ 10.54	\$ 13.32				
2 Wire ADSL compatible loop without manual service inquiry and facility reservation - Zone 2	I*	2	UAL	UAL2W	\$ 18.05													
2 Wire ADSL compatible loop without manual service inquiry and facility reservation - Zone 3	I*	3	UAL	UAL2W	\$ 23.60													
Order Coordination-Time Specific, per LSR			UAL	OCOSL		\$ 34.29												
2 Wire HDSL compatible loop including manual service inquiry and facility reservation																		
2 Wire HDSL compatible loop including manual service inquiry and facility reservation - Zone 1		1	UHL	UHL2X	\$ 10.83	\$ 270.01	\$ 234.63	\$ 74.54	\$ 39.14			\$ 20.35	\$ 10.54	\$ 13.32				
2 Wire HDSL compatible loop including manual service inquiry and facility reservation - Zone 2		2	UHL	UHL2X	\$ 14.15													
2 Wire HDSL compatible loop including manual service inquiry and facility reservation - Zone 3		3	UHL	UHL2X	\$ 18.50													
Order Coordination-Time Specific, per LSR			UHL	OCOSL		\$ 34.29												
2 Wire HDSL compatible loop without manual service inquiry and facility reservation																		
2 Wire HDSL compatible loop without manual service inquiry and facility reservation - Zone 1	I*	1	UHL	UHL2W	\$ 10.83	\$ 31.99	\$ 20.02	\$ 10.65	\$ 1.41			\$ 20.35	\$ 10.54	\$ 13.32				
2 Wire HDSL compatible loop without manual service inquiry and facility reservation - Zone 2	I*	2	UHL	UHL2W	\$ 14.15													
2 Wire HDSL compatible loop without manual service inquiry and facility reservation - Zone 3	I*	3	UHL	UHL2W	\$ 18.50													
Order Coordination-Time Specific, per LSR			UHL	OCOSL		\$ 34.29												
4 Wire HDSL compatible loop including manual service inquiry and facility reservation																		
4 Wire HDSL compatible loop including manual service inquiry and facility reservation - Zone 1		1	UHL	UHL4X	\$ 13.93	\$ 279.60	\$ 244.22	\$ 74.54	\$ 39.14			\$ 20.35	\$ 10.54	\$ 13.32				
4 Wire HDSL compatible loop including manual service inquiry and facility reservation - Zone 2		2	UHL	UHL4X	\$ 18.20													
4 Wire HDSL compatible loop including manual service inquiry and facility reservation - Zone 3		3	UHL	UHL4X	\$ 23.80													
Order Coordination-Time Specific, per LSR			UHL	OCOSL		\$ 34.29												
4 Wire HDSL compatible loop without manual service inquiry and facility reservation																		
4 Wire HDSL compatible loop without manual service inquiry and facility reservation - Zone 1	I*	1	UHL	UHL4W	\$ 13.93	\$ 31.99	\$ 20.02	\$ 10.65	\$ 1.41			\$ 20.35	\$ 10.54	\$ 13.32				
4 Wire HDSL compatible loop without manual service inquiry and facility reservation - Zone 2	I*	2	UHL	UHL4W	\$ 18.20													
4 Wire HDSL compatible loop without manual service inquiry and facility reservation - Zone 3	I*	3	UHL	UHL4W	\$ 23.80													
Order Coordination-Time Specific, per LSR			UHL	OCOSL		\$ 34.29												
2 Wire UCL/Short including manual service inquiry and facility reservation																		

**Unbundled Network Elements
TENNESSEE
Xspedius**

UNBUNDLED NETWORK ELEMENT	Interim or Permanent	Zone	BCS	USOC	RATES					OSS RATES					
					Rec	Nonrecurring		Nonrecurring Disconnect		Svc Order Submitted Elec per LSR SOMECS	Svc Order Submitted Manually per LSR SOMAN	Incremental Charge - Manual Svc Order vs. Electronic-1st SOMAN	Incremental Charge - Manual Svc Order vs. Electronic- SOMAN	Incremental Charge - Manual Svc Order vs. Electronic- SOMAN	Incremental Charge - Manual Svc Order vs. Electronic- SOMAN
						First	Add'l	First	Add'l						
2 Wire UCL/Short <u>including</u> manual service inquiry and facility reservation - Statewide	I	sw	UCL	UCLPB	\$ 12.16	\$ 131.99	\$ 120.02	\$ 10.65	\$ 1.41			\$ 20.35	\$ 10.54	\$ 13.32	
Order Coordination for UCL, per loop			UCL	UCLMC		\$ 36.52									
2 Wire UCL/Short <u>without</u> manual service inquiry and facility reservation															
2 Wire UCL/Short <u>without</u> manual service inquiry and facility reservation - Statewide	I	sw	UCL	UCLPW	\$ 12.16	\$ 31.99	\$ 20.02	\$ 10.65	\$ 1.41			\$ 20.35	\$ 10.54	\$ 13.32	
Order Coordination for UCL, per loop			UCL	UCLMC		\$ 36.52									
2 Wire UCL/Long <u>including</u> manual service inquiry and facility reservation															
2 Wire UCL/Long <u>including</u> manual service inquiry and facility reservation - Statewide	I	sw	UCL	UCL2L	\$ 12.16	\$ 131.99	\$ 120.02	\$ 10.65	\$ 1.41			\$ 20.35	\$ 10.54	\$ 13.32	
Order Coordination for UCL, per loop			UCL	UCLMC		\$ 36.52									
2 Wire UCL/Long <u>without</u> manual service inquiry and facility reservation															
2 Wire UCL/Long <u>without</u> manual service inquiry and facility reservation - Statewide	I	sw	UCL	UCL2W	\$ 12.16	\$ 31.99	\$ 20.02	\$ 10.65	\$ 1.41			\$ 20.35	\$ 10.54	\$ 13.32	
Order Coordination for UCL, per loop			UCL	UCLMC		\$ 36.52									
4 Wire UCL/Short <u>including</u> manual service inquiry and facility reservation															
4 Wire UCL/Short <u>including</u> manual service inquiry and facility reservation - Statewide	I	sw	UCL	UCL4S	\$ 12.16	\$ 131.99	\$ 120.02	\$ 10.65	\$ 1.41			\$ 20.35	\$ 10.54	\$ 13.32	
Order Coordination for UCL, per loop			UCL	UCLMC		\$ 36.52									
4 Wire UCL/Short <u>without</u> manual service inquiry and facility reservation															
4 Wire UCL/Short <u>without</u> manual service inquiry and facility reservation - Statewide	I	sw	UCL	UCL4W	\$ 12.16	\$ 31.99	\$ 20.02	\$ 10.65	\$ 1.41			\$ 20.35	\$ 10.54	\$ 13.32	
Order Coordination for UCL, per loop			UCL	UCLMC		\$ 36.52									
4 Wire UCL/Long <u>including</u> manual service inquiry and facility reservation															
4 Wire UCL/Long <u>including</u> manual service inquiry and facility reservation - Statewide	I	sw	UCL	UCL4L	\$ 12.16	\$ 131.99	\$ 120.02	\$ 10.65	\$ 1.41			\$ 20.35	\$ 10.54	\$ 13.32	
Order Coordination for UCL, per loop			UCL	UCLMC		\$ 36.52									
4 Wire UCL/Long <u>without</u> manual service inquiry and facility reservation															
4 Wire UCL/Long <u>without</u> manual service inquiry and facility reservation - Statewide	I	sw	UCL	UCL4O	\$ 12.16	\$ 31.99	\$ 20.02	\$ 10.65	\$ 1.41			\$ 20.35	\$ 10.54	\$ 13.32	
Order Coordination for UCL, per loop			UCL	UCLMC		\$ 36.52									
I Pursuant to the Tennessee Regulatory Authority's orders in Docket No. 00-00544, the Recurring, the Non-Recurring 1st, Non-Recurring Add'l, Disconnect 1st, and Disconnect Add'l rates are interim rates subject to true-up once permanent rates are established by the Authority.															
I* Pursuant to the Tennessee Regulatory Authority's orders in Docket No. 00-00544, the Non-Recurring 1st, Non-Recurring Add'l, Disconnect 1st, and Disconnect Add'l rates are interim rates subject to true-up once permanent rates are established by the Authority.															
Note: Interim rates are subject to retroactive true-up.															
** Recurring rate for Line Sharing Splitter per Line Activation is as a result of a regional settlement for that rate element.															

Fourth AMENDMENT TO
INTERCONNECTION AGREEMENT BETWEEN
BELLSOUTH TELECOMMUNICATIONS, INC.
AND Xspedius Corp.
DATED 01/1/2000

This Agreement (the "Amendment") is made and entered into between BellSouth Telecommunications, Inc. ("BellSouth") a Georgia corporation, and Xspedius Corp. ("Xspedius") a Delaware corporation.

WHEREAS, The Parties desire to amend that certain Interconnection Agreement between BellSouth and Xspedius dated 01/01/2000 (the "Interconnection Agreement") in order to incorporate rates established by the Tennessee Regulatory Authority ("TRA") in Docket Number 97-01262, on December 19, 2000, as amended by BellSouth's corrected submissions of January 31, 2001 and February 12, 2001;

NOW THEREFORE, in consideration of the mutual provisions contained herein and other good and valuable consideration, the receipt and sufficiency of which are hereby acknowledged, BellSouth and Xspedius hereby covenant and agree as follows:

1. Those permanent rates established by the TRA in Docket No. 97-01262 for certain Unbundled Network Elements and Local Interconnection in Tennessee are as set forth in Exhibit 1-TN attached hereto and incorporated herein by this reference.

2. To the extent that any product or service set forth in Exhibit 2-TN corresponds to a product or service set forth in the Interconnection Agreement, all rate elements and rates associated with such product or service in the Interconnection Agreement are hereby deleted and replaced with the corresponding rates and rate elements in Exhibit 1-TN.

3. Any rate element and rate for products or services in the Interconnection Agreement that is not expressly replaced by the rates and rate elements set forth in Exhibit 1-TN as described in paragraph 2 above shall remain in full force and effect in accordance with the terms of the Interconnection Agreement.

4. To the extent Xspedius and BellSouth have not previously negotiated terms and conditions corresponding to any rate element set forth in Exhibit 1-TN, then any Order for such element shall be provisioned in accordance to the terms and conditions set forth in the Competitive Local Exchange Carrier Tariff for the State of Tennessee, incorporated herein by this reference.

5. The Parties agree that all of the other provisions of the Interconnection Agreement, dated 1/1/2000, shall remain in full force and effect.

6. The Parties further agree that either or both of the Parties is authorized to submit this Amendment to the Tennessee Regulatory Authority or other regulatory body having jurisdiction over the subject matter of this Amendment, for approval subject to Section 252(e) of the federal Telecommunications Act of 1996.

This Amendment is made effective upon the date that it is signed by both Parties.

IN WITNESS WHEREOF, the parties hereto have caused this Amendment to be executed by their respective duly authorized representatives on the data indicated below.

BellSouth Telecommunications, Inc.

Xspedius Corp.

By: Signature On File

By: Signature on File

Title: Managing Director

Title: President

Date: 06/15/2001

Date: 06/19/2001

**ODUF/EODUF
Tennessee
Xspedius**

UNBUNDLED NETWORK ELEMENT	UNBUNDLED NETWORK ELEMENT AS STATED IN DOCKET 97-01262	Not in TRA Docket 97-01262	Zone	BCS	USOC	RATES				OSS RATES								
						Rec	Nonrecurring		Disconnect		Svc Order Submitted Elec per LSR	Svc Order Submitted Manually per LSR	Incremental Charge - Manual Svc Order vs. Electronic-1st	Incremental Charge - Manual Svc Order vs. Electronic-Add'l	Incremental Charge - Manual Svc Order vs. Electronic-Disc 1st			
							First	Add'l	First	Add'l								
							SOME	SOMAN	SOMAN	SOMAN						SOMAN		
ODUF/EDOUF/CMD5/CNAM-Resale																		
OPTIONAL DAILY USAGE FILE (ODUF)																		
ODUF: Recording, per message	OSS OLEC Daily Usage File Recording per message				N/A	\$0.0000044												
ODUF: Message Processing, per message	OSS OLEC Daily Usage File Message Distribution per message				N/A	\$0.0027366												
ODUF: Message Processing, per Magnetic Tape provisioned	OSS OLEC Daily Usage File Message Distribution per magnetic tape provisioned				N/A	\$52.75												
ODUF: Data Transmission (CONNECT:DIRECT), per message	OSS OLEC Daily Usage File Data Transmission (Connect: Direct), per message				N/A	\$0.0000339												

Unbundled Network Elements
TENNESSEE

UNBUNDLED NETWORK ELEMENT	UNBUNDLED NETWORK ELEMENT AS STATED IN DOCKET 97-01262	Not in TRA Docket 97-01262	Zone	BCS	USOC	RATES					OSS RATES							
						Nonrecurring		Nonrecurring			Svc Order Submitted Elec per LSR	Svc Order Submitted Manually per LSR	Incremental Charge - Manual Svc Order vs. Electronic-1st	Incremental Charge - Manual Svc Order vs. Electronic-Add'l	Incremental Charge - Manual Svc Order vs. Electronic-Disc 1st	Incremental Charge - Manual Svc Order vs. Electronic-Disc Add'l		
						Rec	First	Add'l	First	Add'l							SOMECE	SOMAN
									Disconnect									
The "Zone" shown in the section for stand-alone loops or loops as part of a combination refer to Geographically Deaveraged UNE Zones. To view Geographically Deaveraged UNE Zone Designations by Central Office, refer to Internet Website: http://www.interconnection.bellsouth.com/become_a_clec/html/interconnection/htm .																		
UNBUNDLED EXCHANGE ACCESS LOOP																		
2-WIRE ANALOG VOICE GRADE LOOP																		
2-Wire Analog Voice Grade Loop - Service Level 1- Zone 1	2-Wire Analog Voice Grade Loop - Service Level 1 - Zone 1		1	UEANL	UEAL2	\$13.19	\$31.99	\$20.02	\$10.65	\$1.41		\$20.35	\$10.54	\$13.32				
2-Wire Analog Voice Grade Loop - Service Level 1- Zone 2	2-Wire Analog Voice Grade Loop - Service Level 1 - Zone 2		2	UEANL	UEAL2	\$17.23	\$31.99	\$20.02	\$10.65	\$1.41		\$20.35	\$10.54	\$13.32				
2-Wire Analog Voice Grade Loop - Service Level 1- Zone 3	2-Wire Analog Voice Grade Loop - Service Level 1 - Zone 3		3	UEANL	UEAL2	\$22.53	\$31.99	\$20.02	\$10.65	\$1.41		\$20.35	\$10.54	\$13.32				
Manual Order Coordination for UVL-SL1s (per loop)*	2-WAVGL - SL1 - Manual Order Coordination			UEANL	UEAMC		\$36.52	\$36.52	\$9.18	\$9.18								
Order Coordination for Specified Conversion Time for UVL-SL1 (per LSR) *	2-WAVGL - SL1 - Order Coordination for Specified Conversion Time			UEANL	OCOSL		\$34.29	\$34.29										
2-Wire Analog Voice Grade Loop - Service Level 2 w/Loop or Ground Start Signaling - Zone 1	2-Wire Analog Voice Grade Loop - Service Level 2 - Zone 1		1	UEA	UEAL2	\$16.56	\$75.06	\$48.20	\$28.70	\$17.64		\$20.35	\$10.54	\$13.32				
2-Wire Analog Voice Grade Loop - Service Level 2 w/Loop or Ground Start Signaling - Zone 2	2-Wire Analog Voice Grade Loop - Service Level 2 - Zone 2		2	UEA	UEAL2	\$21.63	\$75.06	\$48.20	\$28.70	\$17.64		\$20.35	\$10.54	\$13.32				
2-Wire Analog Voice Grade Loop - Service Level 2 w/Loop or Ground Start Signaling - Zone 3	2-Wire Analog Voice Grade Loop - Service Level 2 - Zone 3		3	UEA	UEAL2	\$28.28	\$75.06	\$48.20	\$28.70	\$17.64		\$20.35	\$10.54	\$13.32				
Order Coordination for Specified Conversion Time (per LSR)	2-WAVGL - SL2 - Order Coordination for Specified Conversion Time			UEA	OCOSL		\$34.29	\$34.29										
2-Wire Analog Voice Grade Loop - Service Level 2 w/Reverse Battery Signaling - Zone 1	2-Wire Analog Voice Grade Loop - Service Level 2 - Zone 1		1	UEA	UEAR2	\$16.56	\$75.06	\$48.20	\$28.70	\$17.64		\$20.35	\$10.54	\$13.32				
2-Wire Analog Voice Grade Loop - Service Level 2 w/Reverse Battery Signaling - Zone 2	2-Wire Analog Voice Grade Loop - Service Level 2 - Zone 2		2	UEA	UEAR2	\$21.63	\$75.06	\$48.20	\$28.70	\$17.64		\$20.35	\$10.54	\$13.32				
2-Wire Analog Voice Grade Loop - Service Level 2 w/Reverse Battery Signaling - Zone 3	2-Wire Analog Voice Grade Loop - Service Level 2 - Zone 3		3	UEA	UEAR2	\$28.28	\$75.06	\$48.20	\$28.70	\$17.64		\$20.35	\$10.54	\$13.32				
Order Coordination for Specified Conversion Time (per LSR)	2-WAVGL - SL2 - Order Coordination for Specified Conversion Time			UEA	OCOSL		\$34.29	\$34.29										
4-WIRE ANALOG VOICE GRADE LOOP																		
4-Wire Analog Voice Grade Loop - Zone 1	4-Wire Analog Voice Grade Loop - Zone 1		1	UEA	UEAL4	\$24.70	\$122.76	\$85.57	\$76.35	\$39.16		\$20.35	\$10.54	\$13.32				
4-Wire Analog Voice Grade Loop - Zone 2	4-Wire Analog Voice Grade Loop - Zone 2		2	UEA	UEAL4	\$32.25	\$122.76	\$85.57	\$76.35	\$39.16		\$20.35	\$10.54	\$13.32				
4-Wire Analog Voice Grade Loop - Zone 3	4-Wire Analog Voice Grade Loop - Zone 3		3	UEA	UEAL4	\$42.17	\$122.76	\$85.57	\$76.35	\$39.16		\$20.35	\$10.54	\$13.32				
Order Coordination for Specified Conversion Time (per LSR)	4-Wire AVGL - Order Coordination for Specified Conversion Time			UEA	OCOSL		\$34.29	\$34.29										
2-WIRE ISDN DIGITAL GRADE LOOP																		
2-Wire ISDN Digital Grade Loop - Zone 1	2-Wire ISDN Digital Grade Loop - Zone 1		1	UDN	U1L2X	\$22.00	\$142.76	\$88.88	\$76.35	\$39.16		\$20.35	\$10.54	\$13.32				

Unbundled Network Elements
TENNESSEE

UNBUNDLED NETWORK ELEMENT	UNBUNDLED NETWORK ELEMENT AS STATED IN DOCKET 97-01262	Not in TRA Docket 97-01262	Zone	BCS	USOC	RATES					OSS RATES					
						Nonrecurring		Disconnect			Svc Order Submitted Elec per LSR	Svc Order Submitted Manually per LSR	Incremental Charge - Manual Svc Order vs. Electronic-1st	Incremental Charge - Manual Svc Order vs. Electronic-Add'l	Incremental Charge - Manual Svc Order vs. Electronic-Disc 1st	Incremental Charge - Manual Svc Order vs. Electronic-Disc Add'l
						Rec	First	Add'l	First	Add'l						
						SOMECS	SOMAN	SOMAN	SOMAN	SOMAN	SOMAN					
2-Wire ISDN Digital Grade Loop - Zone 2	2-Wire ISDN Digital Grade Loop - Zone 2		2	UDN	U1L2X	\$29.02	\$142.76	\$88.88	\$76.35	\$39.16			\$20.35	\$10.54	\$13.32	
2-Wire ISDN Digital Grade Loop - Zone 3	2-Wire ISDN Digital Grade Loop - Zone 3		3	UDN	U1L2X	\$37.95	\$142.76	\$88.88	\$76.35	\$39.16			\$20.35	\$10.54	\$13.32	
Order Coordination For Specified Conversion Time (per LSR)	Order Coordination for Specified Conversion Time			UDN	OCOSL		\$34.29	\$34.29								
2-WIRE ASYMMETRICAL DIGITAL SUBSCRIBER LINE (ADSL) COMPATIBLE LOOP																
2-Wire ADSL Compatible Loop including Man Svc Inquiry and Facility Reservation - Zone 1	2-Wire ADSL Compatible Loop - Zone 1		1	UAL	UAL2X	\$13.82	\$270.01	\$234.63	\$74.54	\$39.14			\$20.35	\$10.54	\$13.32	
2-Wire ADSL Compatible Loop including Man Svc Inquiry and Facility Reservation - Zone 2	2-Wire ADSL Compatible Loop - Zone 2		2	UAL	UAL2X	\$18.05	\$270.01	\$234.63	\$74.54	\$39.14			\$20.35	\$10.54	\$13.32	
2-Wire ADSL Compatible Loop including Man Svc Inquiry and Facility Reservation - Zone 3	2-Wire ADSL Compatible Loop - Zone 3		3	UAL	UAL2X	\$23.60	\$270.01	\$234.63	\$74.54	\$39.14			\$20.35	\$10.54	\$13.32	
Order Coordination for Specified Conversion Time	Order Coordination for Specified Conversion Time			UAL	OCOSL		\$34.29	\$34.29								
2-WIRE HIGH BIT RATE DIGITAL SUBSCRIBER LINE (HDSL) COMPATIBLE LOOP																
2-Wire HDSL Compatible Loop including manual service inquiry and facility reservation - Zone 1	2-Wire High Bit Rate DSL Compatible Loop - Zone 1		1	UHL	UHL2X	\$10.83	\$270.01	\$234.63	\$74.54	\$39.14			\$20.35	\$10.54	\$13.32	
2-Wire HDSL Compatible Loop including manual service inquiry and facility reservation - Zone 2	2-Wire High Bit Rate DSL Compatible Loop - Zone 2		2	UHL	UHL2X	\$14.15	\$270.01	\$234.63	\$74.54	\$39.14			\$20.35	\$10.54	\$13.32	
2-Wire HDSL Compatible Loop including manual service inquiry and facility reservation - Zone 3	2-Wire High Bit Rate DSL Compatible Loop - Zone 3		3	UHL	UHL2X	\$18.50	\$270.01	\$234.63	\$74.54	\$39.14			\$20.35	\$10.54	\$13.32	
Order Coordination for Specified Conversion Time	Coordination for Specified Conversion Time			UHL	OCOSL		\$34.29	\$34.29								
4-WIRE HIGH BIT RATE DIGITAL SUBSCRIBER LINE (HDSL) COMPATIBLE LOOP																
4-Wire HDSL Compatible Loop including manual service inquiry and facility reservation - Zone 1	4-Wire HDSL Compatible Loop - Zone 1		1	UHL	UHL4X	\$13.93	\$279.60	\$244.22	\$74.54	\$39.14			\$20.35	\$10.54	\$13.32	
4-Wire HDSL Compatible Loop including manual service inquiry and facility reservation - Zone 2	4-Wire HDSL Compatible Loop - Zone 2		2	UHL	UHL4X	\$18.20	\$279.60	\$244.22	\$74.54	\$39.14			\$20.35	\$10.54	\$13.32	
4-Wire HDSL Compatible Loop including manual service inquiry and facility reservation - Zone 3	4-Wire HDSL Compatible Loop - Zone 3		3	UHL	UHL4X	\$23.80	\$279.60	\$244.22	\$74.54	\$39.14			\$20.35	\$10.54	\$13.32	
Order Coordination for Specified Conversion Time	Coordination for Specified Conversion Time			UHL	OCOSL		\$34.29	\$34.29								
4-WIRE DS1 DIGITAL LOOP																
4-Wire DS1 Digital Loop - Zone 1	4-Wire DS1 Digital Loop - Zone 1		1	USL	USLXX	\$57.73	\$313.08	\$219.72	\$96.86	\$40.45			\$18.98	\$8.43	\$11.95	
4-Wire DS1 Digital Loop - Zone 2	4-Wire DS1 Digital Loop - Zone 2		2	USL	USLXX	\$75.40	\$313.08	\$219.72	\$96.86	\$40.45			\$18.98	\$8.43	\$11.95	
4-Wire DS1 Digital Loop - Zone 3	4-Wire DS1 Digital Loop - Zone 3		3	USL	USLXX	\$98.59	\$313.08	\$219.72	\$96.86	\$40.45			\$18.98	\$8.43	\$11.95	

Unbundled Network Elements
TENNESSEE

UNBUNDLED NETWORK ELEMENT	UNBUNDLED NETWORK ELEMENT AS STATED IN DOCKET 97-01262	Not in TRA Docket 97-01262	Zone	BCS	USOC	RATES					OSS RATES						
						Nonrecurring		Nonrecurring			Svc Order Submitted Elec per LSR	Svc Order Submitted Manually per LSR	Incremental Charge - Manual Svc Order vs. Electronic-1st	Incremental Charge - Manual Svc Order vs. Electronic-Add'l	Incremental Charge - Manual Svc Order vs. Electronic-Disc 1st	Incremental Charge - Manual Svc Order vs. Electronic-Disc Add'l	
						Rec	First	Add'l	First	Add'l							SOMECS
											Disconnect						
Order Coordination for Specified Conversion Time	4-Wire DS1 Loop - Order Coordination for Specified Conversion Time			USL	OCOSL		\$34.59	\$34.59									
4-WIRE 56 OR 64 Kbps DIGITAL GRADE LOOP																	
4-Wire 56 Kbps Digital Grade Loop - Zone 1	4-Wire 56 or 64 Kbps Digital Grade Loop - Zone 1		1	UDL	UDL56	\$31.10	\$207.01	\$141.38	\$90.70	\$44.18			\$20.35	\$10.54	\$13.32		
4-Wire 56 Kbps Digital Grade Loop - Zone 2	4-Wire 56 or 64 Kbps Digital Grade Loop - Zone 2		2	UDL	UDL56	\$40.61	\$207.01	\$141.38	\$90.70	\$44.18			\$20.35	\$10.54	\$13.32		
4-Wire 56 Kbps Digital Grade Loop - Zone 3	4-Wire 56 or 64 Kbps Digital Grade Loop - Zone 3		3	UDL	UDL56	\$53.11	\$207.01	\$141.38	\$90.70	\$44.18			\$20.35	\$10.54	\$13.32		
Order Coordination for Specified Conversion Time	4-Wire 56/64 kbps Dig. GL - Order Coordination for Specified Conversion Time			UDL	OCOSL		\$34.29	\$34.29									
4-Wire 64 Kbps Digital Grade Loop - Zone 1	4-Wire 56 or 64 Kbps Digital Grade Loop - Zone 1		1	UDL	UDL64	\$31.10	\$207.01	\$141.38	\$90.70	\$44.18			\$20.35	\$10.54	\$13.32		
4-Wire 64 Kbps Digital Grade Loop - Zone 2	4-Wire 56 or 64 Kbps Digital Grade Loop - Zone 2		2	UDL	UDL64	\$40.61	\$207.01	\$141.38	\$90.70	\$44.18			\$20.35	\$10.54	\$13.32		
4-Wire 64 Kbps Digital Grade Loop - Zone 3	4-Wire 56 or 64 Kbps Digital Grade Loop - Zone 3		3	UDL	UDL64	\$53.11	\$207.01	\$141.38	\$90.70	\$44.18			\$20.35	\$10.54	\$13.32		
Order Coordination for Specified Conversion Time	4-Wire 56/64 kbps Dig. GL - Order Coordination for Specified Conversion Time			UDL	OCOSL		\$34.29	\$34.29									
SUB-LOOPS																	
Sub-Loop Distribution																	
Sub-Loop - Per Cross Box Location - CLEC Feeder Facility Set-Up		*		UEANL	USBSA		\$517.25	\$517.25					\$20.35	\$10.54	\$13.32		
Sub-Loop - Per Cross Box Location - Per 25 Pair Panel Set-Up		*		UEANL	USBSB		\$42.68	\$42.68					\$20.35	\$10.54	\$13.32		
Sub-Loop Distribution Per 2-Wire Analog Voice Grade Loop - Statewide	Loop Distribution - per 2-WAVGL		sw	UEANL	USBN2	\$10.02	\$148.84	\$112.34	\$73.14	\$36.65			\$20.35	\$10.54	\$13.32		
Sub-Loop Distribution - Order Coordination per sub-loop pair		*		UEANL	USBMC		\$36.52										
Sub-Loop Distribution - Order Coordination for Specified Time Conversion, per LSR	Sub-Loop Distribution - Order Coordination for Specified Conversion Time			UEANL	OCOSL		\$34.29										
Sub-Loop Feeder																	
DS0 Set-up per Cross Box location - CLEC Distribution Facility set-up (for access to Feeder)		*		UEA, UDN, UCL, UDL	USBFW		\$517.25	\$517.25					\$20.35	\$10.54	\$13.32		
DS0 Set-up per Cross Box location - per 25 pair panel set-up (for access to Feeder)		*		UEA, UDN, UCL, UDL	USBFX		\$42.68	\$42.68					\$20.35	\$10.54	\$13.32		
Sub-Loop Feeder- Per 2-Wire Analog Voice Grade Ground-Start Loop - Statewide	Loop Feeder per 2-WAVGL		sw	UEA	USBFA	\$12.05	\$122.24	\$85.05	\$76.35	\$39.16			\$20.35	\$10.54	\$13.32		
Sub-Loop Feeder- Per 2-Wire Analog Voice Grade Loop-Start Loop - Statewide	Loop Feeder per 2-WAVGL		sw	UEA	USBFB	\$12.05	\$122.24	\$85.05	\$76.35	\$39.16			\$20.35	\$10.54	\$13.32		
Sub-Loop Feeder - Per 2-Wire Analog Voice Grade Reverse Battery Loop - Statewide	Loop Feeder per 2-WAVGL		sw	UEA	USBFC	\$12.05	\$122.24	\$85.05	\$76.35	\$39.16			\$20.35	\$10.54	\$13.32		
Sub-Loop Feeder - Order Coordination for Specified Conversion Time, per LSR	Sub-Loop Feeder - Order Coordination for Specified Conversion Time			UEA	OCOSL		\$34.29										

Unbundled Network Elements
TENNESSEE

UNBUNDLED NETWORK ELEMENT	UNBUNDLED NETWORK ELEMENT AS STATED IN DOCKET 97-01262	Not in TRA Docket 97-01262	Zone	BCS	USOC	RATES					OSS RATES					
						Nonrecurring		Disconnect			Svc Order Submitted Elec per LSR	Svc Order Submitted Manually per LSR	Incremental Charge - Manual Svc Order vs. Electronic-1st	Incremental Charge - Manual Svc Order vs. Electronic-Add'l	Incremental Charge - Manual Svc Order vs. Electronic-Disc 1st	Incremental Charge - Manual Svc Order vs. Electronic-Disc Add'l
						Rec	First	Add'l	First	Add'l						
						SOMECE	SOMAN	SOMAN	SOMAN	SOMAN	SOMAN					
Network Interface Device (NID)																
Network Interface Device Cross Connect	NID per 2-Wire Loop			UENTW	UNDC2	\$1.15	\$0.74				\$3.50		\$19.99	\$19.99	\$19.99	\$19.99
Network Interface Device Cross Connect	NID per 4-Wire Loop			UENTW	UNDC4	\$1.27	\$0.74				\$3.50		\$19.99	\$19.99	\$19.99	\$19.99
UNBUNDLED LOOP CONCENTRATION																
Loop Channelization System	Loop Channelization system - DLC (Inside CO)			ULC	ULCCS	\$307.07	\$307.34	\$74.37	\$4.18		\$3.50		\$20.35	\$10.54	\$13.32	
CO Channel Interface - 2-Wire Voice Grade	CO Channel Interface - 2-Wire Voice Grade			ULC	ULCC2	\$1.20	\$9.57	\$9.52	\$8.66	\$8.60	\$3.50		\$20.35	\$10.54	\$13.32	
Unbundled Loop Concentration - Channel Interface-2 Wire Voice-Loop Start or Ground Start	CO Channel Interface - 2-Wire Voice Grade			UEA	ULCC2	\$1.20	\$9.57	\$9.52	\$8.66	\$8.60	\$3.50		\$20.35	\$10.54	\$13.32	
UNBUNDLED SUB-LOOP CONCENTRATION (OUTSIDE CO)																
Loop Concentration - Channelization System	Loop Concentration - Channelization System (Outside CO)			TBD	UCT8A	\$328.28	\$651.09	\$283.42	\$207.92	\$50.94	\$3.50		\$20.35	\$10.54	\$13.32	
Remote Channel Interface - 2-Wire Voice Grade Loop	Loop Concentration - Remote Channel Interface - 2-WAVGL (Outside CO)			TBD	ULCC2	\$0.88	\$9.43	\$9.40	\$4.71	\$4.70	\$3.50		\$20.35	\$10.54	\$13.32	
Loop Concentration - Remote terminal Cabinet (Outside CO)	Loop Concentration - Remote Terminal Cabinet (Outside CO)				ICB						\$3.50					
Channel Interface - 2 Wire Voice-Loop Start or Ground Start	Loop Concentration - Remote Channel Interface - 2-WAVGL (Outside CO)			TBD	ULCC2	\$0.88	\$9.43	\$9.40	\$4.71	\$4.70	\$3.50		\$20.35	\$10.54	\$13.32	
UNBUNDLED LOCAL EXCHANGE SWITCHING(PORTS)																
Exchange Ports																
Exchange Ports - 2-Wire Analog Line Port- Res.	Exchange Ports - 2-Wire Analog Line Port (Res./Bus.)			UEPSR	UEPRL	\$1.89	\$9.93	\$9.19	\$3.66	\$2.92			\$20.35	\$10.54	\$13.32	\$1.40
Note: Although the Port rate includes all available vertical features in TN, the desired feature(s) will need to be ordered.)																
Exchange Ports - 2-Wire Analog Line Port with Caller ID - Res.	Exchange Ports - 2-Wire Analog Line Port (Res./Bus.)			UEPSR	UEPRC	\$1.89	\$9.93	\$9.19	\$3.66	\$2.92			\$20.35	\$10.54	\$13.32	\$1.40
Exchange Ports - 2-Wire Analog Line Port outgoing only - Res.	Exchange Ports - 2-Wire Analog Line Port (Res./Bus.)			UEPSR	UEPRO	\$1.89	\$9.93	\$9.19	\$3.66	\$2.92			\$20.35	\$10.54	\$13.32	\$1.40
Exchange Ports - 2-Wire VG unbundled TN extended local dialing parity Port with Caller ID - Res.	Exchange Ports - 2-Wire Analog Line Port (Res./Bus.)			UEPSR	UEPAQ	\$1.89	\$9.93	\$9.19	\$3.66	\$2.92			\$20.35	\$10.54	\$13.32	\$1.40
Exchange Ports - 2-Wire VG unbundled Tennessee Area Calling port with Caller ID - Res (F2R)	Exchange Ports - 2-Wire Analog Line Port (Res./Bus.)			UEPSR	UEPAK	\$1.89	\$9.93	\$9.19	\$3.66	\$2.92			\$20.35	\$10.54	\$13.32	\$1.40
Exchange Ports - 2-Wire VG unbundled Tennessee Area Calling port with Caller ID - Res (TACER)	Exchange Ports - 2-Wire Analog Line Port (Res./Bus.)			UEPSR	UEPAL	\$1.89	\$9.93	\$9.19	\$3.66	\$2.92			\$20.35	\$10.54	\$13.32	\$1.40
Exchange Ports - 2-Wire VG unbundled Tennessee Area Calling port with Caller ID - Res (TACSR)	Exchange Ports - 2-Wire Analog Line Port (Res./Bus.)			UEPSR	UEPAM	\$1.89	\$9.93	\$9.19	\$3.66	\$2.92			\$20.35	\$10.54	\$13.32	\$1.40
Exchange Ports - 2-Wire VG unbundled Tennessee Area Calling port with Caller ID - Res (1MF2X)	Exchange Ports - 2-Wire Analog Line Port (Res./Bus.)			UEPSR	UEPAN	\$1.89	\$9.93	\$9.19	\$3.66	\$2.92			\$20.35	\$10.54	\$13.32	\$1.40

Unbundled Network Elements
TENNESSEE

UNBUNDLED NETWORK ELEMENT	UNBUNDLED NETWORK ELEMENT AS STATED IN DOCKET 97-01262	Not in TRA Docket 97-01262	Zone	BCS	USOC	RATES					OSS RATES					
						Nonrecurring		Disconnect			Svc Order Submitted Elec per LSR	Svc Order Submitted Manually per LSR	Incremental Charge - Manual Svc Order vs. Electronic-1st	Incremental Charge - Manual Svc Order vs. Electronic-Add'l	Incremental Charge - Manual Svc Order vs. Electronic-Disc 1st	Incremental Charge - Manual Svc Order vs. Electronic-Disc Add'l
						Rec	First	Add'l	First	Add'l						
						SOMECS	SOMAN	SOMAN	SOMAN	SOMAN	SOMAN					
Exchange Ports - 2-Wire VG unbundled Tennessee Area Calling port with Caller ID - Res (2MR)	Exchange Ports - 2-Wire Analog Line Port (Res./Bus.)			UEPSR	UEPAO	\$1.89	\$9.93	\$9.19	\$3.66	\$2.92			\$20.35	\$10.54	\$13.32	\$1.40
Exchange Ports - 2-Wire VG unbundled res, low usage line port with Caller ID (LUM)	Exchange Ports - 2-Wire Analog Line Port (Res./Bus.)			UEPSR	UEPAP	\$1.89	\$9.93	\$9.19	\$3.66	\$2.92			\$20.35	\$10.54	\$13.32	\$1.40
Subsequent Activity		*		UEPSR	USASC		\$10.00	\$10.00								
All Available Vertical Features	[Exchange Ports includes all Applicable Features.]			UEPSR	UEPVF	\$0.00	\$0.00	\$0.00								
Exchange Ports - 2-Wire Analog Line Port without Caller ID - Bus	Exchange Ports - 2-Wire Analog Line Port (Res./Bus.)			UEPSB	UEPBL	\$1.89	\$9.93	\$9.19	\$3.66	\$2.92			\$20.35	\$10.54	\$13.32	\$1.40
Exchange Ports - 2-Wire VG unbundled Line Port with unbundled port with Caller+E484 ID - Bus.	Exchange Ports - 2-Wire Analog Line Port (Res./Bus.)			UEPSB	UEPBC	\$1.89	\$9.93	\$9.19	\$3.66	\$2.92			\$20.35	\$10.54	\$13.32	\$1.40
Exchange Ports - 2-Wire Analog Line Port outgoing only - Bus.	Exchange Ports - 2-Wire Analog Line Port (Res./Bus.)			UEPSB	UEPBO	\$1.89	\$9.93	\$9.19	\$3.66	\$2.92			\$20.35	\$10.54	\$13.32	\$1.40
Exchange Ports - 2-Wire VG unbundled TN extended local dialing parity port with Caller ID - Bus.	Exchange Ports - 2-Wire Analog Line Port (Res./Bus.)			UEPSB	UEPAV	\$1.89	\$9.93	\$9.19	\$3.66	\$2.92			\$20.35	\$10.54	\$13.32	\$1.40
Exchange Ports - 2-Wire VG unbundled incoming only port with Caller ID - Bus	Exchange Ports - 2-Wire Analog Line Port (Res./Bus.)			UEPSB	UEPB1	\$1.89	\$9.93	\$9.19	\$3.66	\$2.92			\$20.35	\$10.54	\$13.32	\$1.40
Exchange Ports - 2-Wire VG unbundled TN Bus 2-Way Area Calling Port Economy Option - Bus (TACC1)	Exchange Ports - 2-Wire Analog Line Port (Res./Bus.)			UEPSB	UEPAC	\$1.89	\$9.93	\$9.19	\$3.66	\$2.92			\$20.35	\$10.54	\$13.32	\$1.40
Exchange Ports - 2-Wire VG unbundled TN Bus 2-Way Area Calling Port Standard Option - Bus (TACC2)	Exchange Ports - 2-Wire Analog Line Port (Res./Bus.)			UEPSB	UEPAD	\$1.89	\$9.93	\$9.19	\$3.66	\$2.92			\$20.35	\$10.54	\$13.32	\$1.40
Exchange Ports-2-Wire VG unbundled TN Bus 2-Way Collierville & Memphis Local Calling Port-Bus (B2F)	Exchange Ports - 2-Wire Analog Line Port (Res./Bus.)			UEPSB	UEPAE	\$1.89	\$9.93	\$9.19	\$3.66	\$2.92			\$20.35	\$10.54	\$13.32	\$1.40
Subsequent Activity		*		UEPSB	USASC		\$10.00	\$10.00								
All Available Vertical Features	[Exchange Ports includes all Applicable Features.]			UEPSB	UEPVF	\$0.00	\$0.00	\$0.00								
Exchange Ports - 4-Wire Analog Voice Grade Port	Exchange Ports - 4-Wire Analog Voice Grade Port				UEP4A	\$8.27	\$9.93	\$9.19	\$3.66	\$2.92			\$20.35	\$10.54	\$13.32	\$1.40
Subsequent Activity		*			USASC		\$10.00	\$10.00								
All Available Vertical Features	[Exchange Ports includes all Applicable Features.]				UEPVF	\$0.00	\$0.00	\$0.00								
Exchange Ports - 2-Wire DID Port	Exchange Ports - 2-Wire DID Port			UEPEX	UEPP2	\$8.97	\$47.75	\$47.01	\$9.21	\$8.47			\$20.35	\$10.54	\$13.32	\$1.40
Subsequent Activity		*		UEPEX	USASC		\$10.00	\$10.00								
All Available Vertical Features	[Exchange Ports includes all Applicable Features.]			UEPEX	UEPVF	\$0.00	\$0.00	\$0.00								
Exchange Ports - DDITS Port - 4-Wire DS1 Port with DID capability	Exchange Ports - 4-Wire DID Port			UEPDD	UEPDD	\$35.74	\$75.93	\$38.15	\$8.77	\$8.04			\$20.35	\$10.54	\$13.32	\$1.40
Subsequent Activity		*		UEPDD	USACP		\$10.00	\$10.00								
Exchange Ports - 2-Wire ISDN Port (See Notes below.)	Exchange Ports - 2-Wire ISDN Port			U1PMA	U1PMA	\$16.26	\$30.23	\$29.49	\$4.10	\$4.10			\$41.43	\$42.17	\$9.80	\$9.80
Subsequent Activity		*		UEPDD	USASC		\$10.00	\$10.00								
All Available Vertical Features	[Exchange Ports includes all Applicable Features.]			UEPDD	UEPVF	\$0.00	\$0.00	\$0.00								
NOTE: Transmission/usage charges associated with POTS circuit switched usage will also apply to circuit switched voice and/or circuit switched data transmission by B-Channels associated with 2-wire ISDN ports.																

Unbundled Network Elements
TENNESSEE

UNBUNDLED NETWORK ELEMENT	UNBUNDLED NETWORK ELEMENT AS STATED IN DOCKET 97-01262	Not in TRA Docket 97-01262	Zone	BCS	USOC	RATES					OSS RATES					
						Nonrecurring		Disconnect			Svc Order Submitted Elec per LSR	Svc Order Submitted Manually per LSR	Incremental Charge - Manual Svc Order vs. Electronic-1st	Incremental Charge - Manual Svc Order vs. Electronic-Add'l	Incremental Charge - Manual Svc Order vs. Electronic-Disc 1st	Incremental Charge - Manual Svc Order vs. Electronic-Disc Add'l
						Rec	First	Add'l	First	Add'l						
						SOME C	SOMAN	SOMAN	SOMAN	SOMAN	SOMAN					
NOTE: Access to B Channel or D Channel Packet capabilities will be available only through BFR/New Business Request Process. Rates for the packet capabilities will be determined via the Bona Fide Request/New Business Request																
Exchange Ports - 2-Wire ISDN Port -- Channel Profiles		*			U1UMA	\$0.00	\$0.00	\$0.00								
Exchange Ports - 4-Wire ISDN DS1 Port	Exchange Ports - 4-Wire ISDN DS1 Port			UEPEX	UEPEX	\$75.04	\$148.66	\$147.18	\$38.46	\$36.98		\$40.69	\$42.17	\$9.07	\$10.54	
2-Wire VG Unbundled 2-Way PBX Trunk - Res	Exchange Ports - 2-Wire Analog Line Port (PBX)			UEPSE	UEPRD	\$1.79	\$9.93	\$9.19	\$3.66	\$2.92		\$20.35	\$10.54	\$13.32	\$1.40	
2-Wire VG Line Side Unbundled 2-Way PBX Trunk - Bus	Exchange Ports - 2-Wire Analog Line Port (PBX)			UEPSP	UEPPC	\$1.79	\$9.93	\$9.19	\$3.66	\$2.92		\$20.35	\$10.54	\$13.32	\$1.40	
2-Wire VG Line Side Unbundled Outwarc PBX Trunk - Bus	Exchange Ports - 2-Wire Analog Line Port (PBX)			UEPSP	UEPPO	\$1.79	\$9.93	\$9.19	\$3.66	\$2.92		\$20.35	\$10.54	\$13.32	\$1.40	
2-Wire VG Line Side Unbundled Incoming PBX Trunk - Bus	Exchange Ports - 2-Wire Analog Line Port (PBX)			UEPSP	UEPP1	\$1.79	\$9.93	\$9.19	\$3.66	\$2.92		\$20.35	\$10.54	\$13.32	\$1.40	
2-Wire Analog Long Distance Terminal PBX Trunk - Bus	Exchange Ports - 2-Wire Analog Line Port (PBX)			UEPSP	UEPLD	\$1.79	\$9.93	\$9.19	\$3.66	\$2.92		\$20.35	\$10.54	\$13.32	\$1.40	
2-Wire Analog TN 2-Way Calling Plan PBX Trunk - Bus	Exchange Ports - 2-Wire Analog Line Port (PBX)			UEPSP	UEPT2	\$1.79	\$9.93	\$9.19	\$3.66	\$2.92		\$20.35	\$10.54	\$13.32	\$1.40	
2-Wire TN Outward Calling Plan PBX Trunk Bus	Exchange Ports - 2-Wire Analog Line Port (PBX)			UEPSP	UEPTO	\$1.79	\$9.93	\$9.19	\$3.66	\$2.92		\$20.35	\$10.54	\$13.32	\$1.40	
2-Wire Voice Unbundled PBX LD Terminal Ports	Exchange Ports - 2-Wire Analog Line Port (PBX)			UEPSP	UEPLD	\$1.79	\$9.93	\$9.19	\$3.66	\$2.92		\$20.35	\$10.54	\$13.32	\$1.40	
2-Wire Voice Unbundled 2-Way PBX Tennessee Calling Port	Exchange Ports - 2-Wire Analog Line Port (PBX)			UEPSP	UEPT2	\$1.79	\$9.93	\$9.19	\$3.66	\$2.92		\$20.35	\$10.54	\$13.32	\$1.40	
2-Wire Voice Unbundled 1-Way Outgoing PBX Tennessee Calling Port	Exchange Ports - 2-Wire Analog Line Port (PBX)			UEPSP	UEPTO	\$1.79	\$9.93	\$9.19	\$3.66	\$2.92		\$20.35	\$10.54	\$13.32	\$1.40	
2-Wire Voice Unbundled 2-Way PBX Usage Port	Exchange Ports - 2-Wire Analog Line Port (PBX)			UEPSP	UEPXA	\$1.79	\$9.93	\$9.19	\$3.66	\$2.92		\$20.35	\$10.54	\$13.32	\$1.40	
2-Wire Voice Unbundled PBX Toll Terminal Hotel Ports	Exchange Ports - 2-Wire Analog Line Port (PBX)			UEPSP	UEPXB	\$1.79	\$9.93	\$9.19	\$3.66	\$2.92		\$20.35	\$10.54	\$13.32	\$1.40	
2-Wire Voice Unbundled PBX LD DDD Terminals Port	Exchange Ports - 2-Wire Analog Line Port (PBX)			UEPSP	UEPXC	\$1.79	\$9.93	\$9.19	\$3.66	\$2.92		\$20.35	\$10.54	\$13.32	\$1.40	
2-Wire Voice Unbundled PBX LD Terminal Switchboard Port	Exchange Ports - 2-Wire Analog Line Port (PBX)			UEPSP	UEPXD	\$1.79	\$9.93	\$9.19	\$3.66	\$2.92		\$20.35	\$10.54	\$13.32	\$1.40	
2-Wire Voice Unbundled PBX LD Terminal Switchboard IDD Capable Port	Exchange Ports - 2-Wire Analog Line Port (PBX)			UEPSP	UEPXE	\$1.79	\$9.93	\$9.19	\$3.66	\$2.92		\$20.35	\$10.54	\$13.32	\$1.40	
2-Wire Voice Unbundled 2-Way PBX Hotel/Hospital Economy Administrative Calling Port	Exchange Ports - 2-Wire Analog Line Port (PBX)			UEPSP	UEPXL	\$1.79	\$9.93	\$9.19	\$3.66	\$2.92		\$20.35	\$10.54	\$13.32	\$1.40	
2-Wire Voice Unbundled 2-Way PBX Hotel/Hospital Economy Room Calling Port	Exchange Ports - 2-Wire Analog Line Port (PBX)			UEPSP	UEPXM	\$1.79	\$9.93	\$9.19	\$3.66	\$2.92		\$20.35	\$10.54	\$13.32	\$1.40	
2-Wire Voice Unbundled 1-Way Outgoing PBX Hotel/Hospital Economy Admin Calling Port TN Calling Port	Exchange Ports - 2-Wire Analog Line Port (PBX)			UEPSP	UEPXM	\$1.79	\$9.93	\$9.19	\$3.66	\$2.92		\$20.35	\$10.54	\$13.32	\$1.40	
2-Wire Voice Unbundled 1-Way Outgoing PBX Hotel/Hospital Discount Room Calling Port	Exchange Ports - 2-Wire Analog Line Port (PBX)			UEPSP	UEPXD	\$1.79	\$9.93	\$9.19	\$3.66	\$2.92		\$20.35	\$10.54	\$13.32	\$1.40	
2-Wire Voice Unbundled 1-Way Outgoing PBX Measured Port	Exchange Ports - 2-Wire Analog Line Port (PBX)			UEPSP	UEPXS	\$1.79	\$9.93	\$9.19	\$3.66	\$2.92		\$20.35	\$10.54	\$13.32	\$1.40	
2-Wire Voice Unbundled PBX Collierville and Memphis Calling Port	Exchange Ports - 2-Wire Analog Line Port (PBX)			UEPSP	UEPXU	\$1.79	\$9.93	\$9.19	\$3.66	\$2.92		\$20.35	\$10.54	\$13.32	\$1.40	
2-Wire Voice Unbundled 2-Way PBX Tennessee Region Serv Calling Port	Exchange Ports - 2-Wire Analog Line Port (PBX)			UEPSP	UEPXV	\$1.79	\$9.93	\$9.19	\$3.66	\$2.92		\$20.35	\$10.54	\$13.32	\$1.40	
Subsequent Activity		*		UEPSP	USASC		\$10.00	\$10.00								

Unbundled Network Elements
TENNESSEE

UNBUNDLED NETWORK ELEMENT	UNBUNDLED NETWORK ELEMENT AS STATED IN DOCKET 97-01262	Not in TRA Docket 97-01262	Zone	BCS	USOC	RATES					OSS RATES					
						Nonrecurring		Nonrecurring			Svc Order Submitted Elec per LSR	Svc Order Submitted Manually per LSR	Incremental Charge - Manual Svc Order vs. Electronic-1st	Incremental Charge - Manual Svc Order vs. Electronic-Add'l	Incremental Charge - Manual Svc Order vs. Electronic-Disc 1st	Incremental Charge - Manual Svc Order vs. Electronic-Disc Add'l
						Rec	First	Add'l	First	Add'l						
												SOMECE	SOMAN	SOMAN	SOMAN	SOMAN
All Available Vertical Features	[Exchange Ports includes all Applicable Features.]			UEPSP	UEPVF	\$0.00	\$0.00	\$0.00								
Exchange Ports - Coin Port	Exchange Ports - Coin Port					\$2.11	\$9.93	\$9.19	\$3.66	\$2.92			\$20.35	\$10.54	\$13.32	\$1.40
UNBUNDLED LOCAL SWITCHING, PORT USAGE																
End Office Switching (Port Usage)																
End Office Switching Function, Per MOU	End Office Switching Function					\$0.0008041										
End Office Trunk Port - Shared, Per MOU	End Office Interoffice Trunk Port - Shared, per MOU															
Tandem Switching (Port Usage) (Local or Access Tandem)																
Tandem Switching Function Per MOU	Tandem Switching Function					\$0.0009778										
Tandem Trunk Port - Shared, Per MOU	Tandem Interoffice Trunk Port - Shared, per MOU															
UNBUNDLED TRANSPORT																
COMMON TRANSPORT (Shared)																
Common Transport - Per Mile, Per MOU	Common Transport - per mile, per MOU					\$0.0000064										
Common Transport - Facilities Termination Per MOU	Common Transport - Facilities Termination per MOU					\$0.0003871										
INTEROFFICE CHANNEL - DEDICATED TRANSPORT - VOICE GRADE																
Interoffice Channel - Dedicated Transport - 2-Wire Voice Grade - Per Mile per month	Interoffice Transport - Dedicated - Voice Grade - per mile per MOU			U1TVX	1L5XX	\$0.0174										
Interoffice Channel - Dedicated Transport- 2-Wire Voice Grade - Facility Termination per month	Interoffice Transport - Dedicated - 2-Wire Voice Grade - Facility Termination			U1TVX	U1TV2	\$18.58	\$55.39	\$17.37	\$27.96	\$3.51			\$20.35	\$21.09	\$9.80	\$10.54
Interoffice Channel - Dedicated Transport- 1-Wire Voice Grade Rev Bat. - Per Mile per month	Interoffice Transport - Dedicated - Voice Grade - per mile per MOU			U1TVX	1L5XX	\$0.0174										
Interoffice Channel - Dedicated Transport- 2-Wire Voice Grade Rev Bat.-Facility Termination per month	Interoffice Transport - Dedicated - 2-Wire Voice Grade - Facility Termination			U1TVX	U1TR2	\$18.58	\$55.39	\$17.37	\$27.96	\$3.51			\$20.35	\$21.09	\$9.80	\$10.54
INTEROFFICE CHANNEL - DEDICATED TRANSPORT- 56/64 KBPS																
Interoffice Channel - Dedicated Transport - 56 kbps - per mile per month	Interoffice Transport - Dedicated - DSO - 56/64 kbps - per mile			U1TDX	1L5XX	\$0.0174										
Interoffice Channel - Dedicated Transport - 56 kbps - Facility Termination per month	Interoffice Transport - Dedicated - DSO - 56/64 kbps - Facility Termination			U1TDX	U1TD5	\$17.98	\$55.39	\$17.37	\$27.96	\$3.51			\$20.35	\$21.09	\$9.80	\$10.54
Interoffice Channel - Dedicated Transport - 64 kbps - per mile per month	Interoffice Transport - Dedicated - DSO - 56/64 kbps - per mile			U1TDX	1L5XX	\$0.0174										
Interoffice Channel - Dedicated Transport - 64 kbps - Facility Termination per month	Interoffice Transport - Dedicated - DSO - 56/64 kbps - Facility Termination			U1TDX	U1TD6	\$17.98	\$55.39	\$17.37	\$27.96	\$3.51			\$20.35	\$21.09	\$9.80	\$10.54
INTEROFFICE CHANNEL - DEDICATED TRANSPORT - DS1																
Interoffice Channel - Dedicated Channel DS1 - Per Mile per month	Interoffice Transport - Dedicated - DS1 - per mile			U1TD1	1L5XX	\$0.3562										
Interoffice Channel - Dedicated Transport - DS1 - Facility Termination per month	Interoffice Transport - Dedicated - DS1 - Facility Termination			U1TD1	U1TF1	\$77.86	\$112.40	\$76.27	\$19.55	\$14.99			\$20.35	\$21.09	\$9.80	\$10.54

Unbundled Network Elements
TENNESSEE

	UNBUNDLED NETWORK ELEMENT	UNBUNDLED NETEORK ELEMENT AS STATED IN DOCKET 97-01262	Not in TRA Docket 97-01262	Zone	BCS	USOC	RATES					OSS RATES										
							Nonrecurring		Nonrecurring			Svc Order Submitted Elec per LSR	Svc Order Submitted Manually per LSR	Incremental Charge - Manual Svc Order vs. Electronic-1st	Incremental Charge - Manual Svc Order vs. Electronic-Add'l	Incremental Charge - Manual Svc Order vs. Electronic-Disc 1st	Incremental Charge - Manual Svc Order vs. Electronic-Disc Add'l					
							Rec	First	Add'l	First	Add'l							SOMECE	SOMAN	SOMAN	SOMAN	SOMAN
							Nonrecurring		Disconnect													
LOCAL CHANNEL - DEDICATED TRANSPORT																						
	Local Channel - Dedicated - 2-Wire Voice Grade per month	Local Channel - Dedicated - 2 Wire Voice Grade [shown here deaveraged]			ULDVX	ULDV2	\$17.18	\$199.33	\$24.16	\$54.81	\$4.80			\$20.35	\$10.54	\$13.30	\$0.00					
	Local Channel - Dedicated - 2-Wire Voice Grade Rev. Bat. Per month	Local Channel - Dedicated - 2 Wire Voice Grade [shown here deaveraged]			ULDVX	ULDR2	\$17.18	\$199.33	\$24.16	\$54.81	\$4.80			\$20.35	\$10.54	\$13.30	\$0.00					
	Local Channel - Dedicated - 4-Wire Voice Grade per month	Local Channel - Dedicated - 4 Wire Voice Grade [shown here deaveraged]			ULDVX	ULDV4	\$18.18	\$201.53	\$24.83	\$55.52	\$5.51			\$20.35	\$10.54	\$13.30	\$0.00					
	Local Channel - Dedicated - DS1 per month	Local Channel - Dedicated DS1 [shown here deaveraged]			ULDD1	ULDF1	\$36.24	\$277.35	\$233.26	\$33.18	\$22.30			\$45.68	\$1.76	\$21.75	\$1.76					
MULTIPLEXERS																						
	Channelization - DS1 to DS0 Channe System	Channelization - Channel Systerr DS1 to DS0			UXTD1	MQ1	\$80.77	\$141.87	\$77.11	\$14.51	\$13.46			\$20.35	\$9.80	\$11.49	\$1.18					
	OCU-DP COCI (data) - DS1 to DS0 Channel System - per month (2.4-64kbs)	Interface Unit - Interface DS1 to DSO - OCU - DP Card			UDL	1D1DD	\$1.82	\$6.07	\$4.66					\$20.35	\$9.80	\$11.49	\$1.18					
	2-wire ISDN COCI (BRITE) - DS1 to DS0 Channel System - per month	Interface Unit - Interface DS1 to DSO - Brite Card			UDN	UC1CA	\$3.10	\$6.07	\$4.66					\$20.35	\$9.80	\$11.49	\$1.18					
	Voice Grade COCI - DS1 to DS0 Channel System - per month	Interface Unit - Interface DS1 to DSO - Voice Grade Card			UEA	1D1VG	\$.91	\$6.07	\$4.66					\$20.35	\$9.80	\$11.49	\$1.18					
	DS3 to DS1 Channel System per month	Channelization - Channel Systerr DS3 to DS1			UXTD3	MQ3	\$222.98	\$308.03	\$108.47	\$44.47	\$42.62			\$20.35	\$9.80	\$11.49	\$1.18					
	STS1 to DS1 Channel System per month	Channelization - Channel Systerr DS3 to DS1			UXTS1	MQ3	\$222.98	\$308.03	\$108.47	\$44.47	\$42.62			\$20.35	\$9.80	\$11.49	\$1.18					
	DS3 Interface Unit (DS1 COCI) used with Loop per month	Interface Unit - Interface DS3 to DS1			USL	UC1D1	\$17.58	\$6.07	\$4.66					\$20.35	\$9.80	\$11.49	\$1.18					
	DS3 Interface Unit (DS1 COCI) used with Local Channel per month	Interface Unit - Interface DS3 to DS1			ULDD1	UC1D1	\$17.58	\$6.07	\$4.66					\$20.35	\$9.80	\$11.49	\$1.18					
	DS3 Interface Unit (DS1 COCI) used with Interoffice Channel per month	Interface Unit - Interface DS3 to DS1			U1TD1	UC1D1	\$17.58	\$6.07	\$4.66					\$20.35	\$9.80	\$11.49	\$1.18					
DARK FIBER																						
	Dark Fiber, Four Fiber Strands, Per Route Mile or Fraction Thereof per month - Local Channel	Dark Fiber, per 4 fiber strands, per route mile or fraction thereof			UDF	1L5DC	\$53.23															
	NRC Dark Fiber - Local Channel	Dark Fiber, per 4 fiber strands, per route mile or fraction thereof			UDF	UDFC4		\$1,219.22	\$169.75	\$453.22	\$339.34											
	Dark Fiber, Four Fiber Strands, Per Route Mile or Fraction Thereof per month - Interoffice Channel	Dark Fiber, per 4 fiber strands, per route mile or fraction thereof			UDF	1L5DF	\$53.23															
	NRC Dark Fiber - Interoffice Channel	Dark Fiber, per 4 fiber strands, per route mile or fraction thereof			UDF	UDF14		\$1,219.22	\$169.75	\$453.22	\$339.34											
	Dark Fiber, Four Fiber Strands, Per Route Mile or Fraction Thereof per month - Local Loop	Dark Fiber, per 4 fiber strands, per route mile or fraction thereof			UDF	1L5DL	\$53.23															
	NRC Dark Fiber - Local Loop	Dark Fiber, per 4 fiber strands, per route mile or fraction thereof			UDF	UDFL4		\$1,219.22	\$169.75	\$453.22	\$339.34											
8XX ACCESS TEN DIGIT SCREENING																						
	8XX Access Ten Digit Screening, Per Call	800 Access Ten digit screening (800 ATDS) per call					\$0.0005192															

Unbundled Network Elements
TENNESSEE

UNBUNDLED NETWORK ELEMENT	UNBUNDLED NETEORK ELEMENT AS STATED IN DOCKET 97-01262	Not in TRA Docket 97-01262	Zone	BCS	USOC	RATES				OSS RATES					
						Nonrecurring		Disconnect		Svc Order Submitted Elec per LSR	Svc Order Submitted Manually per LSR	Incremental Charge - Manual Svc Order vs. Electronic-1st	Incremental Charge - Manual Svc Order vs. Electronic-Add'l	Incremental Charge - Manual Svc Order vs. Electronic-Disc 1st	Incremental Charge - Manual Svc Order vs. Electronic-Disc Add'l
						Rec	First	Add'l	First						
						SOMEC	SOMAN	SOMAN	SOMAN	SOMAN	SOMAN				
8XX Access Ten Digit Screening, Reservation Charge Per 8XX Number Reserved	800 Access Ten digit screening Reservation Charge per 800 Number Reserved				N8R1X		\$5.21	\$0.76					\$20.35		
8XX Access Ten Digit Screening, Per 8XX No. Established W/O POTS Translations	800 Access Ten digit screening pe 800 # established w/o POTS Translations						\$11.47	\$1.46	\$7.34	\$0.7602			\$20.35	\$13.28	
8XX Access Ten Digit Screening, Per 8XX No. Established With POTS Translations	800 Access Ten digit screening pe 800 # established with POTS Translations				N8FTX		\$11.47	\$1.46	\$7.34	\$0.7602			\$20.35	\$13.28	
8XX Access Ten Digit Screening, Customized Area of Service Per 8XX Number	800 Access Ten digit screening Customized Area of Service per 800 Number				N8FCX		\$4.47	\$2.24							
8XX Access Ten Digit Screening, Multiple InterLATA CXR Routing Per CXR Requested Per 8XX No.	800 ATDS, Multiple InterLATA CXR Routing per CXR Requested per 800 #				N8FMX		\$5.23	\$3.00							
8XX Access Ten Digit Screening, Change Charge Per Request	800 Access Ten digit screening, Change Charge per Request				N8FAX		\$5.97	\$0.76					\$20.35		
8XX Access Ten Digit Screening, Call Handling and Destination Features	800 Access Ten digit screening, Call Handling and Destination Features				N8FDX		\$4.47								
LINE INFORMATION DATA BASE ACCESS (LIDB)															
LIDB Common Transport Per Query	LIDB Common Transport per Query				OQT	\$0.0000354									
LIDB Validation Per Query	LIDB Validation per Query				OQU	\$0.0117403									
LIDB Originating Point Code Establishment or Change	LIDB Originating Point Code Establishment or Change						\$49.03						\$20.35		
SIGNALING (CCS7)															
CCS7 Signaling Termination, Per STP Port	CCS7 Signaling Termination per STP Port					\$138.41									
CCS7 Signaling Usage, Per TCAP Message	CCS7 Signaling Usage per TCAP Message					\$0.0000916									
CCS7 Signaling Connection, Per link (A link)	CCS7 Signaling Connection per 56 kbps facility					\$17.84	\$130.84						\$20.35		
CCS7 Signaling Connection, Per link (B link) (also known as D link)	CCS7 Signaling Connection per 56 kbps facility					\$17.84	\$130.84						\$20.35		
CCS7 Signaling Usage, Per ISUP Message	CCS7 Signaling Usage, per call setup message					\$0.0000373									
CCS7 Signaling Usage Surrogate, per link per LATA	CCS7 Signaling Usage Surrogate, per 56 kbps facility per LATA per month					\$352.30							\$20.35		
SELECTIVE ROUTING															
Selective Routing Per Unique Line Class Code Per Request Per Switch	Selective Routing (Interim Solution Line Class Codes) per Unique Line Class Code per Request per Switch				USRCR	\$179.60							\$20.35		
AIN - BELLSOUTH AIN SMS ACCESS SERVICE															
AIN SMS Access Service - Service Establishment, Per State, Initial Setup	AIN SMS Access Service - Service Establishment, per State, Initial Setup				CAMSE	\$135.56									
AIN SMS Access Service - Port Connection - Dial/Shared Access	AIN SMS Access Service - Port Connection - Dial/Shared Access				CAMDP	\$41.75									
AIN SMS Access Service - Port Connection - ISDN Access	AIN SMS Access Service - Port Connection - ISDN Access				CAM1P	\$41.75									

Unbundled Network Elements
TENNESSEE

UNBUNDLED NETWORK ELEMENT	UNBUNDLED NETWORK ELEMENT AS STATED IN DOCKET 97-01262	Not in TRA Docket 97-01262	Zone	BCS	USOC	RATES				OSS RATES							
						Nonrecurring		Nonrecurring		Svc Order Submitted Elec per LSR	Svc Order Submitted Manually per LSR	Incremental Charge - Manual Svc Order vs. Electronic-1st	Incremental Charge - Manual Svc Order vs. Electronic-Add'l	Incremental Charge - Manual Svc Order vs. Electronic-Disc 1st	Incremental Charge - Manual Svc Order vs. Electronic-Disc Add'l		
						Rec	First	Add'l	First							Add'l	
						Nonrecurring		Disconnect		SOMEC	SOMAN	SOMAN	SOMAN	SOMAN	SOMAN		
AIN SMS Access Service - User Identification Codes - Per User ID Code	AIN SMS Access Service - User Identification Codes - Per User ID Code				CAMAU		\$96.63										
AIN SMS Access Service - Security Card, Per User ID Code, Initial or Replacement	AIN SMS Access Service - Security Card, per User ID Code, Initial or Replacement				CAMRC		\$113.67										
AIN SMS Access Service - Storage, Per Unit (100 Kilobytes)	AIN SMS Access Service - Storage, per unit (100 kilobytes)						\$0.0024										
AIN SMS Access Service - Session, Per Minute	AIN SMS Access Service - Session, per minute						\$0.0820123										
AIN SMS Access Service - Company Performed Session, Per Minute	AIN SMS Access Service - company performed session, per minute						\$2.27										
AIN - BELL SOUTH AIN TOOLKIT SERVICE																	
AIN Toolkit Service - Service Establishment Charge, Per State, Initial Setup	AIN TS - Service Establishment Charge per State, Initial Setup				BAPSC		\$132.04										
AIN Toolkit Service - Training Session, Per Customer	AIN TS - Training Session, per Customer				BAPVX		\$7,915										
AIN Toolkit Service - Trigger Access Charge, Per Trigger, Per DN, Term. Attempt	AIN TS - Trigger Access Charge, per Trigger per DN, Term Attempt				BAPTT		\$31.21										
AIN Toolkit Service - Trigger Access Charge, Per Trigger, Per DN, Off-Hook Delay	AIN TS - Trigger Access Charge, per Trigger per DN, Off Hook Delay				BAPTD		\$31.21										
AIN Toolkit Service - Trigger Access Charge, Per Trigger, Per DN, Off-Hook Immediate	AIN TS - Trigger Access Charge, per Trigger per DN, Off Hook Immediate				BAPTM		\$31.21										
AIN Toolkit Service - Trigger Access Charge, Per Trigger, Per DN, 10-Digit PODP	AIN TS - Trigger Access Charge, per Trigger per DN, 10-Digit PODP				BAPTO		\$85.24										
AIN Toolkit Service - Trigger Access Charge, Per Trigger, Per DN, CDP	AIN TS - Trigger Access Charge, per Trigger per DN, CDP				BAPTC		\$85.24										
AIN Toolkit Service - Trigger Access Charge, Per Trigger, Per DN, Feature Code	AIN TS - Trigger Access Charge, per Trigger per DN, Feature Code				BAPTF		\$85.24										
AIN Toolkit Service - Query Charge, Per Query	AIN TS - Query Charge, Per Query						\$0.0211882										
AIN Toolkit Service - Type 1 Node Charge, Per AIN Toolkit Subscription, Per Node, Per Query	AIN TS - Type 1 Node Charge, per AIN Toolkit subscription, per Node, per query						\$0.0054774										
AIN Toolkit Service - SCP Storage Charge, Per SMS Access Account, Per 100 Kilobytes	AIN TS - SCP Storage charge, per SMS access account, per 100 kilobytes						\$1.50										
AIN Toolkit Service - Monthly report - Per AIN Toolkit Service Subscription	AIN TS - Monthly Report - per AIN TS Subscription				BAPMS	\$17.43	\$33.52										
AIN Toolkit Service - Special Study - Per AIN Toolkit Service Subscription	AIN TS - Special Study - per AIN TS Subscription				BAPLS	\$0.1321116	\$36.23										
AIN Toolkit Service - Call Event Report - Per AIN Toolkit Service Subscription	AIN TS - Call Event Report - per AIN TS Subscription				BAPDS	\$17.35	\$33.52										
AIN Toolkit Service - Call Event Special Study - Per AIN Toolkit Service Subscription	AIN TS - Call Event Special Study - per AIN TS Subscription				BAPES	\$0.0511435	\$36.23										
ODUF/EDOUF/ADUF/CMDS																	
OPTIONAL DAILY USAGE FILE (ODUF)																	

Unbundled Network Elements
TENNESSEE

UNBUNDLED NETWORK ELEMENT	UNBUNDLED NETWORK ELEMENT AS STATED IN DOCKET 97-01262	Not in TRA Docket 97-01262	Zone	BCS	USOC	RATES				OSS RATES						
						Nonrecurring		Disconnect		Svc Order Submitted Elec per LSR	Svc Order Submitted Manually per LSR	Incremental Charge - Manual Svc Order vs. Electronic-1st	Incremental Charge - Manual Svc Order vs. Electronic-Add'l	Incremental Charge - Manual Svc Order vs. Electronic-Disc 1st	Incremental Charge - Manual Svc Order vs. Electronic-Disc Add'l	
						Rec	First	Add'l	First							Add'l
						SOMECE	SOMAN	SOMAN	SOMAN	SOMAN	SOMAN					
ODUF: Recording, per message	OSS OLEC Daily Usage File Recording per message					\$0.0000044										
ODUF: Message Processing, per message	OSS OLEC Daily Usage File Message Distribution per message					\$0.0027366										
ODUF: Message Processing, per Magnetic Tape provisioned	OSS OLEC Daily Usage File Message Distribution per magnetic tape provisioned					\$52.75										
ODUF: Data Transmission (CONNECT:DIRECT), per message	OSS OLEC Daily Usage File Data Transmission (Connect: Direct), per message					\$0.0000339										
UNBUNDLED PORT/LOOP COMBINATIONS - COST BASED RATES																
Cost Based Rates are applied where BellSouth is required by FCC and/or State Commission rule to provide Unbundled Local Switching or Switch Ports. BellSouth is required to offer unbundled port/loop combinations that are Currently Combined in Tennessee unless the end user has four or more DS0 equivalent lines and is in Zone 1 of one of the Top 8 MSAs in BellSouth's region.																
In the absence of ordered rates by a State Commission, the recurring rates for combination of port/loop network elements will be the sum of the recurring rates for the UNEs which make up the combinations, and the nonrecurring rates shall be as set forth in this section.																
Vertical features shall apply to the Unbundled Port/Loop Combination - Cost Based Rate section in the same manner as they are applied to the Stand-Alone Unbundled Port section of this Rate Exhibit.																
End Office and Tandem Switching Usage and Common Transport Usage rates in the Port section of this rate exhibit shall apply to all combinations of loop/port network elements except for UNE Coin Port/Loop Combinations which have a flat rate usage charge (USOC: URECU).																
For Currently Combined Combs in TN, the nonrecurring charges shall be those identified in the Nonrecurring Charges - Currently Combined sections.																
2-WIRE VOICE GRADE LOOP WITH 2-WIRE LINE PORT (RES)																
UNE Port/Loop Combination Rates																
	2-Wire VG Loop/Port Combo - Zone 1	2-Wire Voice Grade Loop with 2-Wire Line Port - Zone 1		1		\$14.18										
	2-Wire VG Loop/Port Combo - Zone 2	2-Wire Voice Grade Loop with 2-Wire Line Port - Zone 2		2		\$18.01										
	2-Wire VG Loop/Port Combo - Zone 3	2-Wire Voice Grade Loop with 2-Wire Line Port - Zone 3		3		\$23.02										
UNE Loop Rates																
	2-Wire Voice Grade Loop (SL1) - Zone 1		**	1	UEPRX	UEPLX	\$12.29									
	2-Wire Voice Grade Loop (SL1) - Zone 2		**	2	UEPRX	UEPLX	\$16.12									
	2-Wire Voice Grade Loop (SL1) - Zone 3		**	3	UEPRX	UEPLX	\$21.13									

Unbundled Network Elements
TENNESSEE

UNBUNDLED NETWORK ELEMENT	UNBUNDLED NETWORK ELEMENT AS STATED IN DOCKET 97-01262	Not in TRA Docket 97-01262	Zone	BCS	USOC	RATES				OSS RATES										
						Nonrecurring		Disconnect		Svc Order Submitted Elec per LSR	Svc Order Submitted Manually per LSR	Incremental Charge - Manual Svc Order vs. Electronic-1st	Incremental Charge - Manual Svc Order vs. Electronic-Add'l	Incremental Charge - Manual Svc Order vs. Electronic-Disc 1st	Incremental Charge - Manual Svc Order vs. Electronic-Disc Add'l					
						Rec	First	Add'l	First							Add'l				
						SOMECC	SOMAN	SOMAN	SOMAN	SOMAN	SOMAN									
2-Wire Voice Grade Line Port Rates (Res)																				
2-Wire voice unbundled port - residence		**		UEPRX	UEPRL	\$1.89														
2-Wire voice unbundled port with Caller ID res		**		UEPRX	UEPRC	\$1.89														
2-Wire voice unbundled port outgoing only res		**		UEPRX	UEPRO	\$1.89														
2-Wire voice Grade unbundled Tennessee extended local dialing parity port with Caller ID - res		**		UEPRX	UEPAQ	\$1.89														
2-Wire voice unbundled Tennessee Area Calling port with Caller ID - res (F2R)		**		UEPRX	UEPAK	\$1.89														
2-Wire voice unbundled Tennessee Area Calling port with Caller ID - res (TACER)		**		UEPRX	UEPAL	\$1.89														
2-Wire voice unbundled Tennessee Area Calling port with Caller ID - res (TACSR)		**		UEPRX	UEPAM	\$1.89														
2-Wire voice unbundled Tennessee Area Calling port with Caller ID - res (1MF2X)		**		UEPRX	UEPAN	\$1.89														
2-Wire voice unbundled Tennessee Area Calling port with Caller ID - res (2MR)		**		UEPRX	UEPAO	\$1.89														
2-Wire voice unbundles res, low usage line port with Caller ID (LUM)		**		UEPRX	UEPAP	\$1.89														
FEATURES																				
All Available Vertical Features	[Exchange Ports includes all Applicable Features.]	**		UEPRX	UEPVF	\$0.00	\$0.00	\$0.00												
LOCAL NUMBER PORTABILITY																				
Local Number Portability (1 per port)		**		UEPRX	LNPCX	\$0.35														
NONRECURRING CHARGES (NRCs) - CURRENTLY COMBINED																				
2-Wire Voice Grade Loop / Line Port Combination - Conversion - Switch-as-is	2-Wire Voice Grade Loop/Line Port Combo - Switch-as-is			UEPRX	USAC2		\$1.03	\$0.29				\$30.89	\$7.03							
2-Wire Voice Grade Loop / Line Port Combination - Conversion - Switch with change		*		UEPRX	USACC		\$1.03	\$0.29				\$30.89	\$7.03							
2-Wire Voice Grade Loop / Line Port Combination - Conversion - Subsequent Database Update	2-Wire Voice Grade Loop/Line Port Combo - Subsequent Database Update						\$0.76					\$7.97								
ADDITIONAL NRCs																				
2-Wire Voice Grade Loop/Line Port Combination - Subsequent Activity		**		UEPRX	USAS2		\$10.00	\$10.00												
2-WIRE VOICE GRADE LOOP WITH 2-WIRE LINE PORT (BUS)																				
UNE Port/Loop Combination Rates																				
2-Wire VG Loop/Port Combo - Zone 1	2-Wire Voice Grade Loop with 2 Wire Line Port - Zone 1		1			\$14.18														
2-Wire VG Loop/Port Combo - Zone 2	2-Wire Voice Grade Loop with 2 Wire Line Port - Zone 2		2			\$18.01														
2-Wire VG Loop/Port Combo - Zone 3	2-Wire Voice Grade Loop with 2 Wire Line Port - Zone 3		3			\$23.02														
UNE Loop Rates																				
2-Wire Voice Grade Loop (SL1) - Zone 1		**	1	UEPBX	UEPLX	\$12.29														
2-Wire Voice Grade Loop (SL1) - Zone 2		**	2	UEPBX	UEPLX	\$16.12														

Unbundled Network Elements
TENNESSEE

UNBUNDLED NETWORK ELEMENT	UNBUNDLED NETWORK ELEMENT AS STATED IN DOCKET 97-01262	Not in TRA Docket 97-01262	Zone	BCS	USOC	RATES				OSS RATES							
						Rec	Nonrecurring		Disconnect		Svc Order Submitted Elec per LSR	Svc Order Submitted Manually per LSR	Incremental Charge - Manual Svc Order vs. Electronic-1st	Incremental Charge - Manual Svc Order vs. Electronic-Add'l	Incremental Charge - Manual Svc Order vs. Electronic-Disc 1st	Incremental Charge - Manual Svc Order vs. Electronic-Disc Add'l	
							First	Add'l	First	Add'l							
							SOMAN		SOMAN								
2-Wire Voice Grade Loop (SL1) - Zone 3		**	3	UEPBX	UEPLX	\$21.13											
2-Wire Voice Grade Line Port (Bus)																	
2-Wire voice unbundled port without Caller ID - bus		**		UEPBX	UEPBL	\$1.89											
2-Wire voice unbundled port with Caller ID - bus		**		UEPBX	UEPBC	\$1.89											
2-Wire voice unbundled port outgoing only bus		**		UEPBX	UEPBO	\$1.89											
2-Wire voice Grade unbundled Tennessee extended local dialing parity port with Caller ID - bus		**		UEPBX	UEPAV	\$1.89											
2-Wire voice unbundled incoming only port with Caller ID - Bus		**		UEPBX	UEPB1	\$1.89											
2-Wire voice unbundled Tennessee Bus 2 Way Area Calling Port Economy Option (TACC1)		**		UEPBX	UEPAC	\$1.89											
2-Wire voice unbundled Tennessee Bus 2 Way Area Calling Port Standard Option (TACC2)		**		UEPBX	UEPAD	\$1.89											
2-Wire voice unbundled Tennessee Bus 2 Way Collierville and Memphis Local Calling Port (B2F)		**		UEPBX	UEPAE	\$1.89											
LOCAL NUMBER PORTABILITY																	
Local Number Portability (1 per port)		**		UEPBX	LNPCX	\$0.35											
FEATURES																	
All Available Vertical Features	[Exchange Ports includes all Applicable Features.]	**		UEPBX	UEPVF	\$0.00	\$0.00	\$0.00									
NONRECURRING CHARGES (NRCs) - CURRENTLY COMBINED																	
2-Wire Voice Grade Loop / Line Port Combination - Conversion - Switch-as-is	2-Wire Voice Grade Loop/Line Port Combo - Switch-as-is			UEPBX	USAC2		\$1.03	\$0.29				\$30.89	\$7.03				
2-Wire Voice Grade Loop / Line Port Combination - Conversion - Switch with change		*		UEPBX	USACC		\$1.03	\$0.29				\$30.89	\$7.03				
2-Wire Voice Grade Loop / Line Port Combination - Conversion - Subsequent Database Update	2-Wire Voice Grade Loop/Line Port Combo - Subsequent Database Update						\$0.76					\$7.97					
ADDITIONAL NRCs																	
2-Wire Voice Grade Loop/Line Port Combination - Subsequent Activity		**		UEPBX	USAS2		\$10.00	\$10.00									
2-WIRE VOICE GRADE LOOP WITH 2-WIRE LINE PORT (RES - PBX)																	
UNE Port/Loop Combination Rates																	
2-Wire VG Loop/Port Combo - Zone 1	2-Wire Voice Grade Loop with 2 Wire Line Port - Zone 1		1			\$14.18											
2-Wire VG Loop/Port Combo - Zone 2	2-Wire Voice Grade Loop with 2 Wire Line Port - Zone 2		2			\$18.01											
2-Wire VG Loop/Port Combo - Zone 3	2-Wire Voice Grade Loop with 2 Wire Line Port - Zone 3		3			\$23.02											
UNE Loop Rates																	
2-Wire Voice Grade Loop (SL 1) - Zone 1		**	1	UEPRG	UEPLX	\$12.39											

Unbundled Network Elements
TENNESSEE

UNBUNDLED NETWORK ELEMENT	UNBUNDLED NETWORK ELEMENT AS STATED IN DOCKET 97-01262	Not in TRA Docket 97-01262	Zone	BCS	USOC	RATES				OSS RATES						
						Rec	Nonrecurring		Disconnect		Svc Order Submitted Elec per LSR	Svc Order Submitted Manually per LSR	Incremental Charge - Manual Svc Order vs. Electronic-1st	Incremental Charge - Manual Svc Order vs. Electronic-Add'l	Incremental Charge - Manual Svc Order vs. Electronic-Disc 1st	Incremental Charge - Manual Svc Order vs. Electronic-Disc Add'l
							First	Add'l	First	Add'l						
							SOMECH	SOMAN	SOMECH	SOMAN						
2-Wire Voice Grade Loop (SL 1) - Zone 2		**	2	UEPRG	UEPLX	\$16.22										
2-Wire Voice Grade Loop (SL 1) - Zone 3		**	3	UEPRG	UEPLX	\$21.23										
2-Wire Voice Grade Line Port Rates (RES - PBX)																
2-Wire VG Unbundled Combination 2-Way PBX Trunk Port - Res		**		UEPRG	UEPRD	\$1.79										
LOCAL NUMBER PORTABILITY																
Local Number Portability (1 per port)		**		UEPRG	LNPCP	\$3.15										
FEATURES																
All Available Vertical Features	[Exchange Ports includes all Applicable Features.]	**		UEPRG	UEPVF	\$0.00	\$0.00	\$0.00								
NONRECURRING CHARGES (NRCs) - CURRENTLY COMBINED																
2-Wire Voice Grade Loop/ Line Port Combination (PBX) - Conversion - Switch-As-Is	2-Wire Voice Grade Loop/Line Port Combo - Switch-as-is			UEPRG	USAC2		\$1.03	\$0.29				\$30.89	\$7.03			
2-Wire Voice Grade Loop/ Line Port Combination (PBX) - Conversion - Switch with Change		*		UEPRG	USACC		\$1.03	\$0.29				\$30.89	\$7.03			
2-Wire Voice Grade Loop / Line Port Combination - Conversion - Subsequent Database Update	2-Wire Voice Grade Loop/Line Port Combo - Subsequent Database Update						\$0.76					\$7.97				
ADDITIONAL NRCs																
2-Wire Voice Grade Loop/ Line Port Combination (PBX) - Subsequent Activity		**		UEPRG	USAS2		\$10.00	\$10.00				\$30.89	\$7.03			
2-WIRE VOICE GRADE LOOP WITH 2-WIRE LINE PORT (BUS - PBX)																
UNE Port/Loop Combination Rates																
2-Wire VG Loop/Port Combo - Zone 1	2-Wire Voice Grade Loop with 2 Wire Line Port - Zone 1		1			\$14.18										
2-Wire VG Loop/Port Combo - Zone 2	2-Wire Voice Grade Loop with 2 Wire Line Port - Zone 2		2			\$18.01										
2-Wire VG Loop/Port Combo - Zone 3	2-Wire Voice Grade Loop with 2 Wire Line Port - Zone 3		3			\$23.02										
UNE Loop Rates																
2-Wire Voice Grade Loop (SL 1) - Zone 1		**	1	UEPPX	UEPLX	\$12.39										
2-Wire Voice Grade Loop (SL 1) - Zone 2		**	2	UEPPX	UEPLX	\$16.22										
2-Wire Voice Grade Loop (SL 1) - Zone 3		**	3	UEPPX	UEPLX	\$21.23										
2-Wire Voice Grade Line Port Rates (BUS - PBX)																
Line Side Unbundled Combination 2-Way PBX Trunk Port - Bus		**		UEPPX	UEPPC	\$1.79										
Line Side Unbundled Outward PBX Trunk Port - Bus		**		UEPPX	UEPPO	\$1.79										
Line Side Unbundled Incoming PBX Trunk Port - Bus		**		UEPPX	UEPP1	\$1.79										
2-Wire Voice Unbundled PBX LD Terminal Ports		**		UEPPX	UEPLD	\$1.79										
2-Wire Voice Unbundled 2-Way Combination PBX Tennessee Calling Port		**		UEPPX	UEPT2	\$1.79										
2-Wire Voice Unbundled 1-Way Outgoing PBX Tennessee Calling Port		**		UEPPX	UEPTO	\$1.79										

Unbundled Network Elements
TENNESSEE

UNBUNDLED NETWORK ELEMENT	UNBUNDLED NETWORK ELEMENT AS STATED IN DOCKET 97-01262	Not in TRA Docket 97-01262	Zone	BCS	USOC	RATES				OSS RATES							
						Nonrecurring		Nonrecurring		Svc Order Submitted Elec per LSR	Svc Order Submitted Manually per LSR	Incremental Charge - Manual Svc Order vs. Electronic-1st	Incremental Charge - Manual Svc Order vs. Electronic-Add'l	Incremental Charge - Manual Svc Order vs. Electronic-Disc 1st	Incremental Charge - Manual Svc Order vs. Electronic-Disc Add'l		
						Rec	First	Add'l	First							Add'l	SOMECS
									Disconnect								
2-Wire Voice Unbundled 2-Way Combination PBX Usage Port		**		UEPPX	UEPXA	\$1.79											
2-Wire Voice Unbundled PBX Toll Terminal Hotel Ports		**		UEPPX	UEPXB	\$1.79											
2-Wire Voice Unbundled PBX LD DDD Terminals Port		**		UEPPX	UEPXC	\$1.79											
2-Wire Voice Unbundled PBX LD Terminal Switchboard Port		**		UEPPX	UEPXD	\$1.79											
2-Wire Voice Unbundled PBX LD Terminal Switchboard IDD Capable Port		**		UEPPX	UEPXE	\$1.79											
2-Wire Voice Unbundled 2-Way PBX Hotel/Hospital Economy Administrative Calling Port		**		UEPPX	UEPXL	\$1.79											
2-Wire Voice Unbundled 2-Way PBX Hotel/Hospital Economy Room Calling Port		**		UEPPX	UEPXM	\$1.79											
2-Wire Voice Unbundled 1-Way Outgoing PBX Hotel/Hospital Economy Admin Calling Port TN Calling Port		**		UEPPX	UEPXN	\$1.79											
2-Wire Voice Unbundled 1-Way Outgoing PBX Hotel/Hospital Discount Room Calling Port		**		UEPPX	UEPXO	\$1.79											
2-Wire Voice Unbundled 1-Way Outgoing PBX Measured Port		**		UEPPX	UEPXS	\$1.79											
2-Wire Voice Unbundled PBX Collierville and Memphis Calling Port		**		UEPPX	UEPXU	\$1.79											
2-Wire Voice Unbundled 2-Way PBX Tennessee RegionServ Calling Port		**		UEPPX	UEPXV	\$1.79											
LOCAL NUMBER PORTABILITY																	
Local Number Portability (1 per port)		**		UEPPX	LNPCP	\$3.15											
FEATURES																	
All Available Vertical Features	[Exchange Ports includes all Applicable Features.]	**		UEPPX	UEPVF	\$0.00	\$0.00	\$0.00									
NONRECURRING CHARGES (NRCs) - CURRENTLY COMBINED																	
2-Wire Voice Grade Loop/ Line Port Combination (PBX) - Conversion - Switch-As-Is	2-Wire Voice Grade Loop/Line Port Combo - Switch-as-is			UEPPX	USAC2		\$1.03	\$0.29				\$30.89	\$7.03				
2-Wire Voice Grade Loop/ Line Port Combination (PBX) - Conversion - Switch with Change		*		UEPPX	USACC		\$1.03	\$0.29				\$30.89	\$7.03				
2-Wire Voice Grade Loop / Line Port Combination - Conversion - Subsequent Database Update	2-Wire Voice Grade Loop/Line Port Combo - Subsequent Database Update						\$0.76					\$7.97					
ADDITIONAL NRCs																	
2-Wire Voice Grade Loop/ Line Port Combination (PBX) - Subsequent Activity		**		UEPPX	USAS2		\$10.00	\$10.00				\$30.89	\$7.03				
2-WIRE VOICE GRADE LOOP- BUS ONLY - WITH 2-WIRE DID TRUNK PORT																	
UNE Port/Loop Combination Rates																	
2-Wire VG Loop/2-Wire DID Trunk Port Combo - Zone 1	2-Wire Voice Grade Loop with 2 Wire DID Trunk Port - Zone 1		1			\$18.38											
2-Wire VG Loop/2-Wire DID Trunk Port Combo - Zone 2	2-Wire Voice Grade Loop with 2 Wire DID Trunk Port - Zone 2		2			\$19.87											

Unbundled Network Elements
TENNESSEE

UNBUNDLED NETWORK ELEMENT	UNBUNDLED NETWORK ELEMENT AS STATED IN DOCKET 97-01262	Not in TRA Docket 97-01262	Zone	BCS	USOC	RATES				OSS RATES					
						Nonrecurring		Nonrecurring		Svc Order Submitted Elec per LSR	Svc Order Submitted Manually per LSR	Incremental Charge - Manual Svc Order vs. Electronic-1st	Incremental Charge - Manual Svc Order vs. Electronic-Add'l	Incremental Charge - Manual Svc Order vs. Electronic-Disc 1st	Incremental Charge - Manual Svc Order vs. Electronic-Disc Add'l
						Rec	First	Add'l	Disconnect						
						Rec	First	Add'l	Disconnect	SOMEC	SOMAN	SOMAN	SOMAN	SOMAN	SOMAN
2-Wire VG Loop/2-Wire DID Trunk Port Combo - Zone 3	2-Wire Voice Grade Loop with 2 Wire DID Trunk Port - Zone 3		3			\$25.52									
NONRECURRING CHARGES - CURRENTLY COMBINED															
2-Wire Voice Grade Loop / 2-Wire DID Trunk Port Combination - Switch-as-is	2-Wire Voice Grade Loop with 2 Wire DID Trunk Port Combo - Switch-as-is			UEPPX	USAC1	\$8.76	\$5.75					\$41.43	\$9.80		
2-Wire Voice Grade Loop / 2-Wire DID Trunk Port Combination Conversion with Changes		*		UEPPX	USA1C	\$8.76	\$5.75	\$3.50				\$41.43	\$9.80	\$20.00	\$20.00
Telephone Number/Trunk Group Establishment Charges															
DID Trunk Termination (One Per Port)		**		UEPPX	NDT	\$0.00	\$0.00	\$0.00	\$3.50			\$41.43	\$9.80	\$20.00	\$20.00
DID Numbers, Establish Trunk Group and Provide First Group of 20 DID Numbers		**		UEPPX	NDZ	\$0.00	\$0.00	\$0.00	\$3.50			\$41.43	\$9.80	\$20.00	\$20.00
Additional DID Numbers for each Group of 20 DID Numbers		**		UEPPX	ND4	\$0.00	\$0.00	\$0.00	\$3.50			\$41.43	\$9.80	\$20.00	\$20.00
DID Numbers, Non- consecutive DID Numbers , Per Number		**		UEPPX	ND5	\$0.00	\$0.00	\$0.00	\$3.50			\$41.43	\$9.80	\$20.00	\$20.00
LOCAL NUMBER PORTABILITY															
Local Number Portability (1 per port)		**		UEPPX	LNPCP	\$3.15	\$0.00	\$0.00							
2-WIRE ISDN DIGITAL GRADE LOOP WITH 2-WIRE ISDN DIGITAL LINE SIDE PORT															
UNE Port/Loop Combination Rates															
2W ISDN Digital Grade Loop/2W ISDN Digital Line Side Port - Zone 1	2-Wire ISDN Digital Grade Loop with 2-Wire ISDN Digital Line Side Port - Zone 1		1			\$32.27						\$19.99	\$19.99	\$20.00	\$20.00
2W ISDN Digital Grade Loop/2W ISDN Digital Line Side Port - Zone 2	2-Wire ISDN Digital Grade Loop with 2-Wire ISDN Digital Line Side Port - Zone 2		2			\$34.78						\$19.99	\$19.99	\$20.00	\$20.00
2W ISDN Digital Grade Loop/2W ISDN Digital Line Side Port - Zone 3	2-Wire ISDN Digital Grade Loop with 2-Wire ISDN Digital Line Side Port - Zone 3		3			\$44.32						\$19.99	\$19.99	\$20.00	\$20.00
NONRECURRING CHARGES - CURRENTLY COMBINED															
2-Wire ISDN Digital Grade Loop / 2-Wire ISDN Line Side Port Combination - Conversion	2-Wire ISDN Digital Grade Loop 2 Wire ISDN Line Side Port Combo - Switch-as-is			UEPPB	USACB	\$117.23	\$117.23		\$3.50			\$19.99	\$19.99	\$20.00	\$20.00
ADDITIONAL NRCs															
2-Wire ISDN Digital Grade Loop / 2-Wire ISDN Line Side Port Combination-Non Feature Subs Activity	2-Wire ISDN Digital Grade Loop 2-Wire ISDN Line Side Port Combo - Non Feature Subsequent Activity			UEPPB	USASB	\$212.88			\$3.50			\$19.99	\$19.99	\$20.00	\$20.00
LOCAL NUMBER PORTABILITY															
Local Number Portability (1 per port)		**		UEPPR	LNPCX	\$0.35	\$0.00	\$0.00							
B-CHANNEL USER PROFILE ACCESS:															
CVS/CSD (DMS/5ESS)		**		UEPPB	U1UCA	\$0.00	\$0.00	\$0.00							
CVS (EWSD)		**		UEPPB	U1UCB	\$0.00	\$0.00	\$0.00							
CSD		**		UEPPB	U1UCC	\$0.00	\$0.00	\$0.00							

Unbundled Network Elements
TENNESSEE

UNBUNDLED NETWORK ELEMENT	UNBUNDLED NETEORK ELEMENT AS STATED IN DOCKET 97-01262	Not in TRA Docket 97-01262	Zone	BCS	USOC	RATES				OSS RATES								
						Nonrecurring		Disconnect		Svc Order Submitted Elec per LSR	Svc Order Submitted Manually per LSR	Incremental Charge - Manual Svc Order vs. Electronic-1st	Incremental Charge - Manual Svc Order vs. Electronic-Add'l	Incremental Charge - Manual Svc Order vs. Electronic-Disc 1st	Incremental Charge - Manual Svc Order vs. Electronic-Disc Add'l			
						Rec	First	Add'l	First							Add'l		
						SOMECC	SOMAN	SOMAN	SOMAN	SOMAN	SOMAN							
B-CHANNEL AREA PLUS USER PROFILE ACCESS: (AL,KY,LA,MS SC,MS, & TN)																		
CVS/CSD (DMS/6ESS)		**		UEPPB	U1UCD	\$0.00	\$0.00	\$0.00										
CVS (EWSD)		**		UEPPB	U1UCE	\$0.00	\$0.00	\$0.00										
CSD		**		UEPPB	U1UCF	\$0.00	\$0.00	\$0.00										
USER TERMINAL SERVICE PROFILE (EWSD)																		
		**		UEPPB	U1UMA	\$0.00	\$0.00	\$0.00										
VERTICAL FEATURES																		
One per Channel B User Profile		**		UEPPB	UEPVF	\$0.00	\$0.00	\$0.00										
4-WIRE DS1 DIGITAL LOOP WITH 4-WIRE ISDN DS1 DIGITAL TRUNK PORT																		
UNE Port/Loop Combination Rates																		
4W DS1 Digital Loop/4W ISDN DS1 Digital Trunk Port - Zone 1	4-Wire DS1 Digital Loop with 4 Wire ISDN DS1 Digital Trunk Port - Zone 1		1			\$132.58						\$19.99	\$19.99	\$20.00	\$20.00			
4W DS1 Digital Loop/4W ISDN DS1 Digital Trunk Port - Zone 2	4-Wire DS1 Digital Loop with 4 Wire ISDN DS1 Digital Trunk Port - Zone 2		2			\$150.25						\$19.99	\$19.99	\$20.00	\$20.00			
4W DS1 Digital Loop/4W ISDN DS1 Digital Trunk Port - Zone 3	4-Wire DS1 Digital Loop with 4 Wire ISDN DS1 Digital Trunk Port - Zone 3		3			\$173.44						\$19.99	\$19.99	\$20.00	\$20.00			
NONRECURRING CHARGES - CURRENTLY COMBINED																		
4-Wire DS1 Digital Loop / 4-Wire ISDN DS1 Digital Trunk Port Combination - Conversion Switch-as-is	4-Wire DS1 Digital Loop with 4 Wire ISDN DS1 Digital Trunk Port Combo - Switch-as-is			UEPPP	USACP		\$328.53	\$328.53				\$19.99	\$19.99	\$20.00	\$20.00			
ADDITIONAL NRCs																		
4-Wire DS1 Dig Loop / 4-Wire ISDN DS1 Dig Trunk Port Combination-Sub Channel Activation-Per Channel	4-Wire DS1 Digital Loop with 4-Wire ISDN DS1 Digital Trunk Port Combo - Subsequent Channel Activation - Per Channel			UEPPP	USASP		\$28.39					\$19.99	\$19.99	\$20.00	\$20.00			
4-Wire DS1 Dig Loop / 4-Wire ISDN DS1 Dig Trunk Port Combination-Sub Inward/2-Way Telephone Numbers	4-Wire DS1 Digital Loop with 4-Wire ISDN DS1 Digital Trunk Port Combo - Subsequent Inward/2-way Telephone Numbers			UEPPP	PR7TG		\$0.94					\$19.99	\$19.99	\$20.00	\$20.00			
4-Wire DS1 Dig Loop / 4-Wire ISDN DS1 Dig Trunk Port Combination-Sub Outward Telephone Numbers	4-Wire DS1 Digital Loop with 4-Wire ISDN DS1 Digital Trunk Port Combo - Subsequent Outward Telephone Numbers			UEPPP	PR7TP		\$22.36					\$19.99	\$19.99	\$20.00	\$20.00			
4-Wire DS1 Dig Loop / 4-Wire ISDN DS1 Dig Trunk Port Combination-Subsequent Inward Telephone Numbers	4-Wire DS1 Digital Loop with 4-Wire ISDN DS1 Digital Trunk Port Combo - Subsequent Inward Telephone Numbers			UEPPP	PR7ZT		\$44.71					\$19.99	\$19.99	\$20.00	\$20.00			
4-Wire DS1 Dig Loop / 4-Wire ISDN DS1 Dig Trunk Port Combination-Subsequent Service Order Per Order	4-Wire DS1 Digital Loop with 4-Wire ISDN DS1 Digital Trunk Port Combo - Subsequent Service Order Per Order			UEPPP	USASP		\$189.76					\$19.99	\$19.99	\$20.00	\$20.00			
LOCAL NUMBER PORTABILITY																		
Local Number Portability (1 per port)		**		UEPPP	LNPCN	\$1.75												
INTERFACE (Provsioning Only)																		

Unbundled Network Elements
TENNESSEE

UNBUNDLED NETWORK ELEMENT	UNBUNDLED NETWORK ELEMENT AS STATED IN DOCKET 97-01262	Not in TRA Docket 97-01262	Zone	BCS	USOC	RATES				OSS RATES						
						Nonrecurring		Disconnect		Svc Order Submitted Elec per LSR	Svc Order Submitted Manually per LSR	Incremental Charge - Manual Svc Order vs. Electronic-1st	Incremental Charge - Manual Svc Order vs. Electronic-Add'l	Incremental Charge - Manual Svc Order vs. Electronic-Disc 1st	Incremental Charge - Manual Svc Order vs. Electronic-Disc Add'l	
						Rec	First	Add'l	First							Add'l
						SOME C	SOMAN	SOMAN	SOMAN	SOMAN	SOMAN					
Voice/Data		**		UEPPP	PR71V	\$0.00										
Digital Data		**		UEPPP	PR71D	\$0.00										
Inward Data		**		UEPPP	PR71E	\$0.00										
CALL TYPES																
Inward		**		UEPPP	PR7C1	\$0.00										
Outward		**		UEPPP	PR7C0	\$0.00										
Two-way		**		UEPPP	PR7CC	\$0.00										
4-WIRE DS1 DIGITAL LOOP WITH 4-WIRE DDITS TRUNK PORT																
UNE Port/Loop Combination Rates																
4W DS1 Digital Loop/4W DDITS Trunk Port Zone 1	4-Wire DS1 Digital Loop With 4 Wire DID Trunk Port - Zone 1		1			\$93.28										
4W DS1 Digital Loop/4W DDITS Trunk Port Zone 2	4-Wire DS1 Digital Loop With 4 Wire DID Trunk Port - Zone 2		2			\$110.95										
4W DS1 Digital Loop/4W DDITS Trunk Port Zone 3	4-Wire DS1 Digital Loop With 4 Wire DID Trunk Port - Zone 3		3			\$134.14										
NONRECURRING CHARGES - CURRENTLY COMBINED																
4-Wire DS1 Digital Loop / 4-Wire DDITS Trunk Port Combination - Switch-as-is	4-Wire DS1 Digital Loop / 4-Wire DDITS Trunk Port Combination - Conversion with DS1 Changes			UEPDC	USAC4	\$312.91	\$312.91			\$3.50		\$19.99	\$19.99	\$20.00	\$20.00	
4-Wire DS1 Digital Loop / 4-Wire DDITS Trunk Port Combination - Conversion with DS1 Changes	4-Wire DS1 Digital Loop / 4-Wire DDITS Trunk Port Combination - Conversion with DS1 Changes	*		UEPDC	USAWA	\$312.91	\$312.91			\$3.50		\$19.99	\$19.99	\$20.00	\$20.00	
4-Wire DS1 Digital Loop / 4-Wire DDITS Trunk Port Combination - Conversion with Change - Trunk	4-Wire DS1 Digital Loop / 4-Wire DDITS Trunk Port Combination - Conversion with Change - Trunk			UEPDC	USAWB	\$312.91	\$312.91			\$3.50		\$19.99	\$19.99	\$20.00	\$20.00	
ADDITIONAL NRCs																
4-Wire DS1 Dig Loop / 4-Wire DDITS Trunk Port Combination-Subsequent Service Activity Per Svc Order	4-Wire DS1 Digital Loop 4-Wire DID Trunk Port Combo - Subsequent Service Order Per Order			UEPDC	USAS4	\$94.88	\$94.88			\$3.50		\$19.99	\$19.99	\$20.00	\$20.00	
4-Wire DS1 Dig Loop/4-Wire DDITS Trk Port Combination-NRC-Sub Channel Activation-Per Chanl-2-Way Trk	4-Wire DS1 Digital Loop/4-Wire DID Trunk Port Combo - Subsequent Channel Activation Per Channel			UEPDC	UDTTA	\$108.67				\$3.50		\$19.99	\$19.99	\$20.00	\$20.00	
4-Wire DS1 Dig Loop/4-Wire DDITS Trk Port Combo-Sub Channel Activation-Per Chanl-1-Way Outward Trk	4-Wire DS1 Digital Loop/4-Wire DID Trunk Port Combo - Subsequent Channel Activation Per Channel			UEPDC	UDTTB	\$108.67				\$3.50		\$19.99	\$19.99	\$20.00	\$20.00	
4-Wire DS1 Dig Loop/4-Wire DDITS Trk Port Combo-Sub Chan Activation-Per Chan-1-Way Inwrd Trk w/o DID	4-Wire DS1 Digital Loop/4-Wire DID Trunk Port Combo - Subsequent Channel Activation Per Channel			UEPDC	UDTTC	\$108.67				\$3.50		\$19.99	\$19.99	\$20.00	\$20.00	
4-Wire DS1 Dig Loop/4-Wire DDITS Trk Port Combo-Sub Chan Activation-Per Chan-1-Way Inwrd Trk with DID	4-Wire DS1 Digital Loop/4-Wire DID Trunk Port Combo - Subsequent Channel Activation Per Channel			UEPDC	UDTTD	\$108.67				\$3.50		\$19.99	\$19.99	\$20.00	\$20.00	
4-Wire DS1 Dig Loop/4-Wire DDITS Trk Port Combo-Sub Chan Activ'n-Per Chan-2-Way DID with User Trans	4-Wire DS1 Digital Loop/4-Wire DID Trunk Port Combo - Subsequent Channel Activation Per Channel			UEPDC	UDTTE	\$108.67				\$3.50		\$19.99	\$19.99	\$20.00	\$20.00	
4-Wire DS1 Digital Loop / 4-Wire DDITS Trunk Port Combination - Subsequent Signaling Changes	4-Wire DS1 Digital Loop 4-Wire DID Trunk Port Combo - Subsequent Signaling Changes			UEPDC		\$22.92				\$3.50		\$19.99	\$19.99	\$20.00	\$20.00	

Unbundled Network Elements
TENNESSEE

UNBUNDLED NETWORK ELEMENT	UNBUNDLED NETWORK ELEMENT AS STATED IN DOCKET 97-01262	Not in TRA Docket 97-01262	Zone	BCS	USOC	RATES				OSS RATES						
						Nonrecurring		Disconnect		Svc Order Submitted Elec per LSR	Svc Order Submitted Manually per LSR	Incremental Charge - Manual Svc Order vs. Electronic-1st	Incremental Charge - Manual Svc Order vs. Electronic-Add'l	Incremental Charge - Manual Svc Order vs. Electronic-Disc 1st	Incremental Charge - Manual Svc Order vs. Electronic-Disc Add'l	
						Rec	First	Add'l	First							Add'l
						SOMECS	SOMAN	SOMAN	SOMAN	SOMAN	SOMAN					
4-Wire DS1 Digital Loop / 4-Wire DDITS Trunk Port Combination - Subsequent Service Order Per Order	4-Wire DS1 Digital Loop 4-Wire DID Trunk Port Combo - Subsequent Service Order Per Order			UEPDC	USAS4		\$94.88	\$94.88			\$3.50		\$19.99	\$19.99	\$20.00	\$20.00
4-Wire DS1 Dig Loop/4-Wire ISDN DS1 Digital Trunk Port Combination - Subsequent Telephone Numbers	4-Wire DS1 Digital Loop 4-Wire DID Trunk Port Combo - Subsequent Telephone Numbers			UEPDC			\$88.68				\$3.50		\$19.99	\$19.99	\$20.00	\$20.00
BIPOLAR 8 ZERO SUBSTITUTION																
Superframe Format - Conversion or New Install		**		UEPDC	CC0SF	\$0.00	\$0.00	\$0.00								
Extended Superframe Format - Conversion or New Install		**		UEPDC	CC0EF	\$0.00	\$0.00	\$0.00								
Superframe Format - Subsequent Activity		**		UEPDC	CC0SF	\$0.00	\$590.00	\$590.00			\$3.50		\$19.99	\$19.99	\$20.00	\$20.00
Extended Superframe Format - Subsequent Activity		**		UEPDC	CC0EF	\$0.00	\$590.00	\$590.00			\$3.50		\$19.99	\$19.99	\$20.00	\$20.00
Alternate Mark Inversion																
Superframe Format		**		UEPDC	MC0SF		\$0.00	\$0.00								
Extended SuperFrame Format		**		UEPDC	MCOPO		\$0.00	\$0.00								
Telephone Number/Trunk Group Establishment Charges																
Telephone Number for 2-Way Trunk Group		**		UEPDC	UDTGX	\$0.00					\$3.50		\$19.99	\$19.99	\$20.00	\$20.00
Telephone Number for 1-Way Outward Trunk Group		**		UEPDC	UDTGY	\$0.00					\$3.50		\$19.99	\$19.99	\$20.00	\$20.00
Telephone Number for 1-Way Inward Trunk Group Without DID		**		UEPDC	UDTGZ	\$0.00					\$3.50		\$19.99	\$19.99	\$20.00	\$20.00
DID Numbers, Establish Trunk Group and Provide First Group of 20 DID Numbers		**		UEPDC	NDZ	\$0.00					\$3.50		\$19.99	\$19.99	\$20.00	\$20.00
Additional DID Numbers for each Group of 20 DID Numbers		**		UEPDC	ND4	\$0.00					\$3.50		\$19.99	\$19.99	\$20.00	\$20.00
DID Numbers, Non- consecutive DID Numbers , Per Number		**		UEPDC	ND5	\$0.00					\$3.50		\$19.99	\$19.99	\$20.00	\$20.00
Dedicated DS1 (Interoffice Channel Mileage) - FX/FCO for 4-Wire DS1 Digital Loop with 4-Wire DDITS Trunk Port																
Interoffice Channel Mileage - Fixed rate 0-4 miles (Facilities Termination)		**		UEPDC	1LNO1	\$75.83					\$3.50		\$19.99	\$19.99	\$20.00	\$20.00
Interoffice Channel Mileage - Additional rate per mile - 0-8 miles		**		UEPDC	1LNOA	\$0.3525					\$3.50		\$19.99	\$19.99	\$20.00	\$20.00
Interoffice Channel Mileage - Fixed rate 9-25 miles (Facilities Termination)		**		UEPDC	1LNO2	\$0.0000										
Interoffice Channel Mileage - Additional rate per mile - 9-25 miles		**		UEPDC	1LNOB	\$0.3525					\$3.50		\$19.99	\$19.99	\$20.00	\$20.00
Interoffice Channel Mileage - Fixed rate 25+ miles (Facilities Termination)		**		UEPDC	1LNO3	\$0.0000										
Interoffice Channel Mileage - Additional rate per mile - 25+ miles		**		UEPDC	1LNOC	\$0.3525					\$3.50		\$19.99	\$19.99	\$20.00	\$20.00
Local Number Portability, per DS0 Activated Central Office Terminating Point		**		UEPDC	LNPCP	\$3.15										
		**		UEPDC	CTG	\$0.00										
ENHANCED EXTENDED LINK (EELs)																

Unbundled Network Elements
TENNESSEE

UNBUNDLED NETWORK ELEMENT	UNBUNDLED NETWORK ELEMENT AS STATED IN DOCKET 97-01262	Not in TRA Docket 97-01262	Zone	BCS	USOC	RATES					OSS RATES													
						Nonrecurring		Disconnect			Svc Order Submitted Elec per LSR	Svc Order Submitted Manually per LSR	Incremental Charge - Manual Svc Order vs. Electronic-1st	Incremental Charge - Manual Svc Order vs. Electronic-Add'l	Incremental Charge - Manual Svc Order vs. Electronic-Disc 1st	Incremental Charge - Manual Svc Order vs. Electronic-Disc Add'l								
						Rec	First	Add'l	First	Add'l							SOMECC	SOMAN	SOMAN	SOMAN	SOMAN			
						Rec	First	Add'l	First	Add'l														
<p>NOTE: New (not currently combined) loop/transport (EEL) combinations are only available in density Zone 1 of the Nashville MSA in TN</p> <p>For Currently Combined EELs, network element recurring and Switch As Is Charges apply. For new EELs, network element recurring and nonrecurring apply (no Switch As Is Charge).</p>																								
2-WIRE VOICE GRADE EXTENDED LOOP WITH DEDICATED DS1 INTEROFFICE TRANSPORT (EEL)																								
First 2-Wire Analog Voice Grade Loop - SL2/DS1 Interofficed Transport Combination Zone 1	Loop With DS1 Dedicated Interoffice Transport (First 2-Wire Voice Grade with DS1 excluding		1	UNCVX	UEAL2	\$16.56	\$108.76	\$35.47	\$72.94	\$10.88			\$20.35	\$21.09	\$9.80	\$10.54								
First 2-Wire Analog Voice Grade Loop - SL2/DS1 Interofficed Transport Combination Zone 2	Loop With DS1 Dedicated Interoffice Transport (First 2-Wire Voice Grade with DS1 excluding		2	UNCVX	UEAL2	\$21.63	\$108.76	\$35.47	\$72.94	\$10.88			\$20.35	\$21.09	\$9.80	\$10.54								
First 2-Wire Analog Voice Grade Loop - SL2/DS1 Interofficed Transport Combination Zone 3	Loop With DS1 Dedicated Interoffice Transport (First 2-Wire Voice Grade with DS1 excluding		3	UNCVX	UEAL2	\$28.28	\$108.76	\$35.47	\$72.94	\$10.88			\$20.35	\$21.09	\$9.80	\$10.54								
Interoffice Transport - Dedicated - DS1 combination - Per Mile per month	Interoffice Transport Dedicated DS1 - Per Mile			UNC1X	1L5XX	\$0.3562																		
Interoffice Transport - Dedicated - DS1 Facility Termination in combination - Per Month				UNC1X	U1TF1	\$77.8600	\$171.24	\$113.12	\$70.70	\$30.90			\$20.35	\$21.09	\$9.80	\$10.54								
DS1 Channelization System in combination Per Month				UNC1X	MQ1	\$80.7700	\$214.52	\$49.95	\$75.98	\$13.60														
Voice Grade COCI - DS1 to DS0 Interface in combination - per month				UNCVX	1D1VG	\$0.9100																		
Each Additional 2-Wire Analog VG Loop-SL2 in the same DS1 Interoffice Transport Combination-Zone 1	Loop With DS1 Dedicated Interoffice Transport (Additional 2-Wire Voice Grade Loop in same		1	UNCVX	UEAL2	\$16.56	\$108.76	\$35.47	\$72.94	\$10.88			\$20.35	\$0.00	\$0.00	\$0.00								
Each Additional 2-Wire Analog VG Loop-SL2 in the same DS1 Interoffice Transport Combination-Zone 2	Loop With DS1 Dedicated Interoffice Transport (Additional 2-Wire Voice Grade Loop in same		2	UNCVX	UEAL2	\$21.63	\$108.76	\$35.47	\$72.94	\$10.88			\$20.35	\$21.09	\$9.80	\$10.54								
Each Additional 2-Wire Analog VG Loop-SL2 in the same DS1 Interoffice Transport Combination-Zone 3	Loop With DS1 Dedicated Interoffice Transport (Additional 2-Wire Voice Grade Loop in same		3	UNCVX	UEAL2	\$28.28	\$108.76	\$35.47	\$72.94	\$10.88			\$20.35	\$0.00	\$0.00	\$0.00								
Each Additional VG Loop COCI - DS1 to DS0 Interface in combination - per month				UNCVX	1D1VG	\$0.9100																		
Nonrecurring Currently Combined Network Elements Switch -As-Is Charge	Loop or Local Channel and Interoffice Combination - Switch-as-is			UNC1X	UNCCC		\$52.73	\$24.62	\$9.12	\$9.12														
4-WIRE VOICE GRADE EXTENDED LOOP WITH DEDICATED DS1 INTEROFFICE TRANSPORT (EEL)																								
First 4-Wire Analog Voice Grade Loop/DS1 Interoffice Transport Combination - Zone 1	4-Wire Voice Grade Extended Loop With DS1 Dedicated Interoffice Transport (First 4-Wire 56 or 64 kbps Digital Grade Loop with DS1 excluding mileage) - Zone 1		1	UNCVX	UEAL4	\$24.70	\$108.76	\$35.47	\$72.04	\$10.86			\$20.35	\$21.09	\$9.80	\$10.54								

Unbundled Network Elements
TENNESSEE

UNBUNDLED NETWORK ELEMENT	UNBUNDLED NETWORK ELEMENT AS STATED IN DOCKET 97-01262	Not in TRA Docket 97-01262	Zone	BCS	USOC	RATES					OSS RATES					
						Nonrecurring		Nonrecurring			Svc Order Submitted Elec per LSR	Svc Order Submitted Manually per LSR	Incremental Charge - Manual Svc Order vs. Electronic-1st	Incremental Charge - Manual Svc Order vs. Electronic-Add'l	Incremental Charge - Manual Svc Order vs. Electronic-Disc 1st	Incremental Charge - Manual Svc Order vs. Electronic-Disc Add'l
						Rec	First	Add'l	First	Add'l						
						Rec	First	Add'l	First	Add'l	SOMECC	SOMAN	SOMAN	SOMAN	SOMAN	SOMAN
First 4-Wire Analog Voice Grade Loop/DS1 Interoffice Transport Combination - Zone 2	4-Wire Voice Grade Extended Loop With DS1 Dedicated Interoffice Transport (First 4-Wire 56 or 64 kbps Digital Grade Loop with DS1 excluding mileage) - Zone 2		2	UNCVX	UEAL4	\$32.25	\$108.76	\$35.47	\$72.04	\$10.86			\$20.35	\$21.09	\$9.80	\$10.54
First 4-Wire Analog Voice Grade Loop/DS1 Interoffice Transport Combination - Zone 3	4-Wire Voice Grade Extended Loop With DS1 Dedicated Interoffice Transport (First 4-Wire 56 or 64 kbps Digital Grade Loop with DS1 excluding mileage) - Zone 3		3	UNCVX	UEAL4	\$42.17	\$108.76	\$35.47	\$72.04	\$10.86			\$20.35	\$21.09	\$9.80	\$10.54
Interoffice Transport - Dedicated - DS1 combination - Per Mile Per Month	Interoffice Transport - Dedicated - DS1 - Per Mile			UNC1X	1L5XX	\$0.3562										
Interoffice Transport - Dedicated - DS1 Facility Termination in combination- Per Month				UNC1X	U1TF1	\$77.8600	\$171.24	\$113.12	\$70.70	\$30.90			\$20.35	\$21.09	\$9.80	\$10.54
DS1 Channelization System in combinator Per Month				UNC1X	MQ1	\$80.7700	\$214.52	\$49.95	\$75.98	\$13.60						
Voice Grade COCI - DS1 to DS0 Interface in combination - per month				UNCVX	1D1VG	\$0.9100										
Additional 4-Wire Analog Voice Grade Loop in same DS1 Interoffice Transport Combination - Zone 1	4-Wire Voice Grade Extended Loop With DS1 Dedicated Interoffice Transport (Additional 4-Wire 56 or 64 kbps in same DS1 excluding mileage) -Zone 1		1	UNCVX	UEAL4	\$24.70	\$108.76	\$35.47	\$72.04	\$10.86			\$20.35	\$21.09	\$9.80	\$10.54
Additional 4-Wire Analog Voice Grade Loop in same DS1 Interoffice Transport Combination - Zone 2	4-Wire Voice Grade Extended Loop With DS1 Dedicated Interoffice Transport (Additional 4-Wire 56 or 64 kbps in same DS1 excluding mileage) -Zone 2		2	UNCVX	UEAL4	\$32.25	\$108.76	\$35.47	\$72.04	\$10.86			\$20.35	\$21.09	\$9.80	\$10.54
Additional 4-Wire Analog Voice Grade Loop in same DS1 Interoffice Transport Combination - Zone 3	4-Wire Voice Grade Extended Loop With DS1 Dedicated Interoffice Transport (Additional 4-Wire 56 or 64 kbps in same DS1 excluding mileage) -Zone 3		3	UNCVX	UEAL4	\$42.17	\$108.76	\$35.47	\$72.04	\$10.86			\$20.35	\$21.09	\$9.80	\$10.54
Voice Grade COCI - DS1 to DS0 Interface in combination - per month				UNCVX	1D1VG	\$0.9100										
Nonrecurring Currently Combined Network Elements Switch -As-Is Charge	Non-Recurring Cost for Extended Loop or Local Channel and Interoffice combination Switch-as-is			UNC1X	UNCCC		\$52.73	\$24.62	\$9.12	\$9.12						
4-WIRE 56 KBPS EXTENDED DIGITAL LOOP WITH DEDICATED DS1 INTEROFFICE TRANSPORT (EEL)																
First 4-Wire 56Kbps Digital Grade Loop/DS1 Interoffice Transport Combination - Zone 1	4-Wire 56 or 64 kbps Extended Digital Loop With Dedicated DS1 Interoffice Transport (First 4-Wire 56 or 64 kbps Digital Grade Loop with DS1 excluding mileage) - Zone 1		1	UNCDX	UDL56	\$31.10	\$108.76	\$35.47	\$72.94	\$10.86			\$20.35	\$21.09	\$9.80	\$10.54
First 4-Wire 56Kbps Digital Grade Loop/DS1 Interoffice Transport Combination - Zone 2	4-Wire 56 or 64 kbps Extended Digital Loop With Dedicated DS1 Interoffice Transport (First 4-Wire 56 or 64 kbps Digital Grade Loop with DS1 excluding mileage) - Zone 2		2	UNCDX	UDL56	\$40.76	\$108.76	\$35.47	\$72.94	\$10.86			\$20.35	\$21.09	\$9.80	\$10.54

Unbundled Network Elements
TENNESSEE

UNBUNDLED NETWORK ELEMENT	UNBUNDLED NETEORK ELEMENT AS STATED IN DOCKET 97-01262	Not in TRA Docket 97-01262	Zone	BCS	USOC	RATES					OSS RATES						
						Nonrecurring		Nonrecurring			Svc Order Submitted Elec per LSR	Svc Order Submitted Manually per LSR	Incremental Charge - Manual Svc Order vs. Electronic-1st	Incremental Charge - Manual Svc Order vs. Electronic-Add'l	Incremental Charge - Manual Svc Order vs. Electronic-Disc 1st	Incremental Charge - Manual Svc Order vs. Electronic-Disc Add'l	
						Rec	First	Add'l	First	Add'l							Disconnect
						Rec	First	Add'l	First	Add'l	SOMECC	SOMAN	SOMAN	SOMAN	SOMAN	SOMAN	
First 4-Wire 56Kbps Digital Grade Loop/DS1 Interoffice Transport Combination - Zone 3	4-Wire 56 or 64 kbps Extended Digital Loop With Dedicated DS1 Interoffice Transport (First 4-Wire 56 or 64 kbps Digital Grade Loop with DS1 excluding mileage) - Zone 3		3	UNCDX	UDL56	\$53.11	\$108.76	\$35.47	\$72.94	\$10.86				\$20.35	\$21.09	\$9.80	\$10.54
Interoffice Transport - Dedicated - DS1 combination - Per Mile Per Month	Interoffice Transport - Dedicated - DS1 - Per Mile			UNC1X	1L5XX	\$0.3562											
Interoffice Transport - Dedicated - DS1 Facility Termination in combination- Per Month				UNC1X	U1TF1	\$77.8600	\$171.24	\$113.12	\$70.70	\$30.90				\$20.35	\$21.09	\$9.80	\$10.54
DS1 Channelization System in combinator Per Month				UNC1X	MQ1	\$80.7700	\$214.52	\$49.95	\$75.98	\$13.60							
OCU-DP COCI (data) - DS1 to DS0 Channel System - per month (2.4-64kbs)				UNCDX	1D1DD	\$1.82	\$6.07	\$4.66									
Additional 4-Wire 56Kbps Digital Grade Loopin same DS1 Interoffice Transport Combination - Zone 1	4-Wire 56 or 64 kbps Extended Digital Loop With Dedicated DS1 Interoffice Transport (Additional 4-Wire 56 or 64 kbps Digital Grade Loop in same DS1 excluding mileage) -Zone 1		1	UNCDX	UDL56	\$31.10	\$108.76	\$35.47	\$72.94	\$10.86				\$20.35	\$21.09	\$9.80	\$10.54
Additional 4-Wire 56Kbps Digital Grade Loopin same DS1 Interoffice Transport Combination - Zone 2	4-Wire 56 or 64 kbps Extended Digital Loop With Dedicated DS1 Interoffice Transport (Additional 4-Wire 56 or 64 kbps Digital Grade Loop in same DS1 excluding mileage) -Zone 2		2	UNCDX	UDL56	\$40.76	\$108.76	\$35.47	\$72.94	\$10.86				\$20.35	\$21.09	\$9.80	\$10.54
Additional 4-Wire 56Kbps Digital Grade Loopin same DS1 Interoffice Transport Combination - Zone 3	4-Wire 56 or 64 kbps Extended Digital Loop With Dedicated DS1 Interoffice Transport (Additional 4-Wire 56 or 64 kbps Digital Grade Loop in same DS1 excluding mileage) -Zone 3		3	UNCDX	UDL56	\$53.11	\$108.76	\$35.47	\$72.94	\$10.86				\$20.35	\$21.09	\$9.80	\$10.54
OCU-DP COCI (data) - DS1 to DS0 Channel System - per month (2.4-64kbs)				UNCDX	1D1DD	\$1.82	\$6.07	\$4.66									
Nonrecurring Currently Combined Network Elements Switch -As-Is Charge	Nonrecurring Cost for Extended Loop or Local Channel and Interoffice Combination Switch-as-is			UNC1X	UNCCC		\$52.73	\$24.62	\$9.12	\$9.12							
4-WIRE 64 KBPS EXTENDED DIGITAL LOOP WITH DEDICATED DS1 INTEROFFICE TRANSPORT (EEL)																	
First 4-Wire 64Kbps Digital Grade Loop/DS1 Interoffice Transport Combination - Zone 1	4-Wire 56 or 64 kbps Extended Digital Loop With Dedicated DS1 Interoffice Transport (First 4-Wire 56 or 64 kbps Digital Grade Loop with DS1 excluding mileage) - Zone 1		1	UNCDX	UDL64	\$31.10	\$108.76	\$35.47	\$72.94	\$10.86				\$20.35	\$21.09	\$9.80	\$10.54
First 4-Wire 64Kbps Digital Grade Loop/DS1 Interoffice Transport Combination - Zone 2	4-Wire 56 or 64 kbps Extended Digital Loop With Dedicated DS1 Interoffice Transport (First 4-Wire 56 or 64 kbps Digital Grade Loop with DS1 excluding mileage) - Zone 2		2	UNCDX	UDL64	\$40.76	\$108.76	\$35.47	\$72.94	\$10.86				\$20.35	\$21.09	\$9.80	\$10.54
First 4-Wire 64Kbps Digital Grade Loop/DS1 Interoffice Transport Combination - Zone 3	4-Wire 56 or 64 kbps Extended Digital Loop With Dedicated DS1 Interoffice Transport (First 4-Wire 56 or 64 kbps Digital Grade Loop with DS1 excluding mileage) - Zone 3		3	UNCDX	UDL64	\$53.11	\$108.76	\$35.47	\$72.94	\$10.86				\$20.35	\$21.09	\$9.80	\$10.54

Unbundled Network Elements
TENNESSEE

UNBUNDLED NETWORK ELEMENT	UNBUNDLED NETWORK ELEMENT AS STATED IN DOCKET 97-01262	Not in TRA Docket 97-01262	Zone	BCS	USOC	RATES				OSS RATES					
						Nonrecurring		Disconnect		Svc Order Submitted Elec per LSR	Svc Order Submitted Manually per LSR	Incremental Charge - Manual Svc Order vs. Electronic-1st	Incremental Charge - Manual Svc Order vs. Electronic-Add'l	Incremental Charge - Manual Svc Order vs. Electronic-Disc 1st	Incremental Charge - Manual Svc Order vs. Electronic-Disc Add'l
						Rec	First	Add'l	First						
						SOME C	SOMAN	SOMAN	SOMAN	SOMAN	SOMAN				
Interoffice Transport - Dedicated - DS1 combination - Per Mile Per Month	Interoffice Transport - Dedicated - DS1 - Per Mile			UNC1X	1L5XX	\$0.3562									
Interoffice Transport - Dedicated - DS1 Facility Termination in combination- Per Month				UNC1X	U1TF1	\$77.8600	\$171.24	\$113.12	\$70.70	\$30.90		\$20.35	\$21.09	\$9.80	\$10.54
DS1 Channelization System in combinator Per Month				UNC1X	MQ1	\$80.7700	\$214.52	\$49.95	\$75.98	\$13.60					
OCU-DP COCI (data) - DS1 to DS0 Channel System - per month (2.4-64kbs)				UNC1X	1D1DD	\$1.82	\$6.07	\$4.66							
Additional 4-Wire546Kbps Digital Grade Loopin same DS1 Interoffice Transport Combination - Zone 1	4-Wire 56 or 64 kbps Extended Digital Loop With Dedicated DS1 Interoffice Transport (Additional 4-Wire 56 or 64 kbps Digital Grade Loop in same DS1 excluding mileage) -Zone 1		1	UNC1X	UDL64	\$31.10	\$108.76	\$35.47	\$72.94	\$10.86		\$20.35	\$21.09	\$9.80	\$10.54
Additional 4-Wire546Kbps Digital Grade Loopin same DS1 Interoffice Transport Combination - Zone 2	4-Wire 56 or 64 kbps Extended Digital Loop With Dedicated DS1 Interoffice Transport (Additional 4-Wire 56 or 64 kbps Digital Grade Loop in same DS1 excluding mileage) -Zone 2		2	UNC1X	UDL64	\$40.76	\$108.76	\$35.47	\$72.94	\$10.86		\$20.35	\$21.09	\$9.80	\$10.54
Additional 4-Wire546Kbps Digital Grade Loopin same DS1 Interoffice Transport Combination - Zone 3	4-Wire 56 or 64 kbps Extended Digital Loop With Dedicated DS1 Interoffice Transport (Additional 4-Wire 56 or 64 kbps Digital Grade Loop in same DS1 excluding mileage) -Zone 3		3	UNC1X	UDL64	\$53.11	\$108.76	\$35.47	\$72.94	\$10.86		\$20.35	\$21.09	\$9.80	\$10.54
Nonrecurring Currently Combined Network Elements Switch -As-Is Charge	Nonrecurring Cost for Extended Loop or Local Channel and Interoffice Combination Switch-as-is			UNC1X	UNCCC		\$52.73	\$24.62	\$9.12	\$9.12					
2-WIRE VOICE GRADE DEDICATED EXTENDED LOCAL CHANNEL WITH DEDICATED DS1 INTEROFFICE TRANSPORT (EEL)															
First 2-Wire Local Channel with/DS1 Interoffice Transport Combination - Zone 1	Extended 2-Wire Voice Grade Dedicated Local Channel with Dedicated DS1 Interoffice Transport (First 2-Wire Local Channel with DS1 excluding mileage) - Zone 1		1	UNC1X	ULDV2	\$17.18	\$108.76	\$35.47	\$72.94	\$10.88		\$20.35	\$21.09	\$9.80	\$10.54
First 2-Wire Local Channel with/DS1 Interoffice Transport Combination - Zone 2	Extended 2-Wire Voice Grade Dedicated Local Channel with Dedicated DS1 Interoffice Transport (First 2-Wire Local Channel with DS1 excluding mileage) - Zone 2		2	UNC1X	ULDV2	\$22.44	\$108.76	\$35.47	\$72.94	\$10.88		\$20.35	\$21.09	\$9.80	\$10.54
First 2-Wire Local Channel with/DS1 Interoffice Transport Combination - Zone 3	Extended 2-Wire Voice Grade Dedicated Local Channel with Dedicated DS1 Interoffice Transport (First 2-Wire Local Channel with DS1 excluding mileage) - Zone 3		3	UNC1X	ULDV2	\$29.34	\$108.76	\$35.47	\$72.94	\$10.88		\$20.35	\$21.09	\$9.80	\$10.54
Interoffice Transport - Dedicated - DS1 combination - Per Mile Per Month	Interoffice Transport - Dedicated - DS1 - Per Mile			UNC1X	1L5XX	\$0.3562									
Interoffice Transport - Dedicated - DS1 Facility Termination in combination- Per Month				UNC1X	U1TF1	\$77.8600	\$171.24	\$113.12	\$70.70	\$30.90		\$20.35	\$21.09	\$9.80	\$10.54
DS1 Channelization System in combinator Per Month				UNC1X	MQ1	\$80.7700	\$214.52	\$49.95	\$75.98	\$13.60					
Voice Grade COCI - DS1 to DS0 Interface in combination - per month				UNC1X	1D1VG	\$0.9100									

Unbundled Network Elements
TENNESSEE

UNBUNDLED NETWORK ELEMENT	UNBUNDLED NETWORK ELEMENT AS STATED IN DOCKET 97-01262	Not in TRA Docket 97-01262	Zone	BCS	USOC	RATES					OSS RATES					
						Nonrecurring		Disconnect			Svc Order Submitted Elec per LSR	Svc Order Submitted Manually per LSR	Incremental Charge - Manual Svc Order vs. Electronic-1st	Incremental Charge - Manual Svc Order vs. Electronic-Add'l	Incremental Charge - Manual Svc Order vs. Electronic-Disc 1st	Incremental Charge - Manual Svc Order vs. Electronic-Disc Add'l
						Rec	First	Add'l	First	Add'l						
Additional 2-Wire Voice Grade Channel in Same DSI Interoffice Transport Combination Zone 1	Extended 2-Wire Voice Grade Dedicated Local Channel with Dedicated DS1 Interoffice Transport (Additional 2-Wire Voice Grade Channel in same DS1 excluding mileage) -Zone 1		1	UNCVX	ULDV2	\$17.18	\$108.76	\$35.47	\$72.94	\$10.88			\$20.35	\$21.09	\$9.80	\$10.54
Additional 2-Wire Voice Grade Channel in Same DSI Interoffice Transport Combination Zone 2	Extended 2-Wire Voice Grade Dedicated Local Channel with Dedicated DS1 Interoffice Transport (Additional 2-Wire Voice Grade Channel in same DS1 excluding mileage) -Zone 2		2	UNCVX	ULDV2	\$22.44	\$108.76	\$35.47	\$72.94	\$10.88			\$20.35	\$21.09	\$9.80	\$10.54
Additional 2-Wire Voice Grade Channel in Same DSI Interoffice Transport Combination Zone 3	Extended 2-Wire Voice Grade Dedicated Local Channel with Dedicated DS1 Interoffice Transport (Additional 2-Wire Voice Grade Channel in same DS1 excluding mileage) -Zone 3		3	UNCVX	ULDV2	\$29.34	\$108.76	\$35.47	\$72.94	\$10.88			\$20.35	\$21.09	\$9.80	\$10.54
Voice Grade COCI - DS1 to DS0 Interface in combination - per month				UNCVX	1D1VG	\$0.9100										
Nonrecurring Currently Combined Network Elements Switch -As-Is Charge	Nonrecurring Cost for Extended Loop or Local Channel and Interoffice combination Switch-as-is			UNC1X	UNCCC		\$52.73	\$24.62	\$9.12	\$9.12						
4-WIRE VOICE GRADE DEDICATED EXTENDED LOCAL CHANNEL WITH DEDICATED DS1 INTEROFFICE TRANSPORT (EEL)																
First 4-Wire Local Channel with/DS1 Interoffice Transport Combination - Zone 1	Extended 4-Wire Voice Grade Dedicated Local Channel with Dedicated DS1 Interoffice Transport (First 4-Wire Local Channel with DS1 excluding mileage) - Zone 1		1			\$18.18	\$108.76	\$35.47	\$72.94	\$10.88			\$20.35	\$21.09	\$9.80	\$10.54
First 4-Wire Local Channel with/DS1 Interoffice Transport Combination - Zone 2	Extended 4-Wire Voice Grade Dedicated Local Channel with Dedicated DS1 Interoffice Transport (First 4-Wire Local Channel with DS1 excluding mileage) - Zone 2		2			\$23.75	\$108.76	\$35.47	\$72.94	\$10.88			\$20.35	\$21.09	\$9.80	\$10.54
First 4-Wire Local Channel with/DS1 Interoffice Transport - Zone 3	Extended 4-Wire Voice Grade Dedicated Local Channel with Dedicated DS1 Interoffice Transport (First 4-Wire Local Channel with DS1 excluding mileage) - Zone 3		3			\$31.05	\$108.76	\$35.47	\$72.94	\$10.88			\$20.35	\$21.09	\$9.80	\$10.54
Interoffice Transport - Dedicated - DS1 combination - Per Mile Per Month	Interoffice Transport - Dedicated - DS1 - Per Mile			UNC1X	U1TF1	\$0.3562										
Interoffice Transport - Dedicated - DS1 Facility Termination in combination - Per Month				UNC1X	U1TF1	\$77.8600	\$171.24	\$113.12	\$70.70	\$30.90			\$20.35	\$21.09	\$9.80	\$10.54
DS1 Channelization System in combination Per Month				UNC1X	MQ1	\$80.7700	\$214.52	\$49.95	\$75.98	\$13.60						
Voice Grade COCI - DS1 to DS0 Interface in combination - per month				UNCVX	1D1VG	\$0.9100										

Unbundled Network Elements
TENNESSEE

UNBUNDLED NETWORK ELEMENT	UNBUNDLED NETWORK ELEMENT AS STATED IN DOCKET 97-01262	Not in TRA Docket 97-01262	Zone	BCS	USOC	RATES					OSS RATES					
						Nonrecurring		Disconnect			Svc Order Submitted Elec per LSR	Svc Order Submitted Manually per LSR	Incremental Charge - Manual Svc Order vs. Electronic-1st	Incremental Charge - Manual Svc Order vs. Electronic-Add'l	Incremental Charge - Manual Svc Order vs. Electronic-Disc 1st	Incremental Charge - Manual Svc Order vs. Electronic-Disc Add'l
						Rec	First	Add'l	First	Add'l						
Additional 4-Wire Voice Grade Channel in Same DSI Interoffice Transport Combination Zone 1	Extended 4-Wire Voice Grade Dedicated Local Channel with Dedicated DS1 Interoffice Transport (Additional 4-Wire Voice Grade Channel in same DS1 excluding mileage) -Zone 1		1			\$18.18	\$108.76	\$35.47	\$72.94	\$10.88			\$20.35	\$21.09	\$9.80	\$10.54
Additional 4-Wire Voice Grade Channel in Same DSI Interoffice Transport Combination Zone 2	Extended 4-Wire Voice Grade Dedicated Local Channel with Dedicated DS1 Interoffice Transport (Additional 4-Wire Voice Grade Channel in same DS1 excluding mileage) -Zone 2		2			\$23.75	\$108.76	\$35.47	\$72.94	\$10.88			\$20.35	\$21.09	\$9.80	\$10.54
Additional 4-Wire Voice Grade Channel in Same DSI Interoffice Transport Combination Zone 3	Extended 4-Wire Voice Grade Dedicated Local Channel with Dedicated DS1 Interoffice Transport (Additional 4-Wire Voice Grade Channel in same DS1 excluding mileage) -Zone 3		3			\$31.05	\$108.76	\$35.47	\$72.94	\$10.88			\$20.35	\$21.09	\$9.80	\$10.54
Voice Grade COCI - DS1 to DS0 Interface in combination - per month				UNCVX	1D1VG	\$0.9100										
Nonrecurring Currently Combined Network Elements Switch -As-Is Charge	Nonrecurring Cost for Extended Loop or Local Channel and Interoffice Combination Switch-as-is			UNC1X	UNCCC		\$52.73	\$24.62	\$9.12	\$9.12						
4-WIRE DS1 DIGITAL EXTENDED LOOP WITH DEDICATED DS1 INTEROFFICE TRANSPORT (EEL)																
4-Wire DS1 Digital Loop in Combination with DS1 Interoffice Transport - Zone 1	Extended 4-Wire DS1 Digital Loop With Dedicated DS1 Interoffice Transport (First 4-Wire DS1 Digital Loop with DS1 excluding mileage) Zone 1		1	UNC1X	USLXX	\$57.73	\$228.40	\$161.74	\$79.87	\$24.88			\$20.35	\$21.09	\$9.60	\$10.54
4-Wire DS1 Digital Loop in Combination with DS1 Interoffice Transport - Zone 2	Extended 4-Wire DS1 Digital Loop With Dedicated DS1 Interoffice Transport (First 4-Wire DS1 Digital Loop with DS1 excluding mileage) Zone 2		2	UNC1X	USLXX	\$75.40	\$228.40	\$161.74	\$79.87	\$24.88			\$20.35	\$21.09	\$9.60	\$10.54
4-Wire DS1 Digital Loop in Combination with DS1 Interoffice Transport - Zone 3	Extended 4-Wire DS1 Digital Loop With Dedicated DS1 Interoffice Transport (First 4-Wire DS1 Digital Loop with DS1 excluding mileage) Zone 3		3	UNC1X	USLXX	\$98.56	\$228.40	\$161.74	\$79.87	\$24.88			\$20.35	\$21.09	\$9.60	\$10.54
Interoffice Transport - Dedicated - DS1 combination - Per Mile Per Month	Interoffice Transport - Dedicated - DS1 - Per Mile			UNC1X	1L5XX	\$0.3562										
Interoffice Transport - Dedicated - DS1 combination - Facility Termination Per Month				UNC1X	U1TF1	\$77.8300	\$171.24	\$113.12	\$70.07	\$30.90			\$20.35	\$21.05	\$9.60	\$10.54
Nonrecurring Currently Combined Network Elements Switch -As-Is Charge	Nonrecurring Cost for Extended Loop or Local Channel and Interoffice Combination Switch-as-is			UNC1X	UNCCC		\$52.73	\$24.62	\$9.12	\$9.12						
Currently Combined Network Transport Elements (Non-Switched Combinations Resulting from a Conversion)																
Local Channel - Dedicated - 2-Wire VG																
Per Month - Zone 1		**	1	UNCVX	ULDV2	\$17.18										
Per Month - Zone 2			2	UNCVX	ULDV2	\$22.44										
Per Month - Zone 3			3	UNCVX	ULDV2	\$29.34										
Local Channel - Dedicated - 2-Wire VG - Rev																

Unbundled Network Elements
TENNESSEE

UNBUNDLED NETWORK ELEMENT	UNBUNDLED NETWORK ELEMENT AS STATED IN DOCKET 97-01262	Not in TRA Docket 97-01262	Zone	BCS	USOC	RATES				OSS RATES							
						Rec	Nonrecurring		Disconnect		Svc Order Submitted Elec per LSR	Svc Order Submitted Manually per LSR	Incremental Charge - Manual Svc Order vs. Electronic-1st	Incremental Charge - Manual Svc Order vs. Electronic-Add'l	Incremental Charge - Manual Svc Order vs. Electronic-Disc 1st	Incremental Charge - Manual Svc Order vs. Electronic-Disc Add'l	
							First	Add'l	First	Add'l							
							SOMECC	SOMAN	SOMAN	SOMAN							
Per Month - Zone 1			1	UNCVX	ULDR2	\$17.18											
Per Month - Zone 2			2	UNCVX	ULDV2	\$22.44											
Per Month - Zone 3		**	3	UNCVX	ULDV2	\$29.34											
Local Channel - Dedicated - 4-Wire VG																	
Monthly Recurring per month		**		UNCVX	ULDV4	\$20.56											
Local Channel - Dedicated - DS1																	
DS1 Monthly Recurring per month		**		UNC1X	ULDF1	\$20.56	\$201.53	\$24.83	\$55.52	\$5.51		\$20.35	\$10.54	\$13.30			
Interoffice Channel - Dedicated - 2-wire VG																	
Interoffice Channel - Dedicated 2-wire VG - per mile per month		**		UNCVX	1L5XX	\$0.0174											
Interoffice Channel - Dedicated 2-wire VG - Facility Termination per month		**		UNCVX	U1TV2	\$18.58											
Interoffice Channel - Dedicated - 2-wire VG Rev Battery																	
Interoffice Channel - Dedicated 2-wire VG - per mile per month		**		UNCVX	1L5XX	\$0.0174											
Interoffice Channel - Dedicated 2-wire VG - Facility Termination per month		**		UNCVX	U1TR2	\$18.58											
Interoffice Channel - Dedicated - 56kbps																	
Interoffice Channel - Dedicated- 56 kbps - per mile per month		**		UNCDX	1L5XX	\$0.0174											
Interoffice Channel - Dedicated - 56 kbps - Facility Termination per month		**		UNCDX	U1TD5	\$17.98											
Interoffice Channel - Dedicated - 64kbps																	
Interoffice Channel - Dedicated - 64 kbps - per mile per month		**		UNCDX	1L5XX	\$0.0174											
Interoffice Channel - Dedicated - 64 kbps - Facility Termination per month		**		UNCDX	U1TD6	\$17.98											
Interoffice Channel - Dedicated - DS1																	
Interoffice Channel - Dedicated - DS1 - per mile per month		**		UNC1X	1L5XX	\$0.3562											
Interoffice Channel - Dedicated - DS1 - Facility Termination per month		**		UNC1X	U1TF1	\$77.86											
Local Loop - Dedicated - 2-Wire VG																	
Local Loop - Dedicated - 2-Wire VG - Monthly Recurring per month - Zone 1		**	1	UNCVX	UEAL2	\$16.56											
Local Loop - Dedicated - 2-Wire VG - Monthly Recurring per month - Zone 2		**	2	UNCVX	UEAL2	\$21.63											
Local Loop - Dedicated - 2-Wire VG - Monthly Recurring per month - Zone 3		**	3	UNCVX	UEAL2	\$28.28											
Local Loop - Dedicated - 2-Wire VG - Monthly Recurring per mile per month		**		UNCVX	1L5ND	\$0.00											
Local Loop - Dedicated - 2-Wire VG - Rev Bat.																	
Local Loop - Dedicated - 2-Wire VG - Rev Bat - Monthly Recurring per month - Zone 1		**	1	UNCVX	UEAR2	\$16.56											
Local Loop - Dedicated - 2-Wire VG - Rev Bat - Monthly Recurring per month - Zone 2		**	2	UNCVX	UEAR2	\$21.63											
Local Loop - Dedicated - 2-Wire VG - Rev Bat - Monthly Recurring per month - Zone 3		**	3	UNCVX	UEAR2	\$28.28											

Unbundled Network Elements
TENNESSEE

UNBUNDLED NETWORK ELEMENT	UNBUNDLED NETEORK ELEMENT AS STATED IN DOCKET 97-01262	Not in TRA Docket 97-01262	Zone	BCS	USOC	RATES				OSS RATES					
						Nonrecurring		Disconnect		Svc Order Submitted Elec per LSR	Svc Order Submitted Manually per LSR	Incremental Charge - Manual Svc Order vs. Electronic-1st	Incremental Charge - Manual Svc Order vs. Electronic-Add'l	Incremental Charge - Manual Svc Order vs. Electronic-Disc 1st	Incremental Charge - Manual Svc Order vs. Electronic-Disc Add'l
						Rec	First	Add'l	First						
						SOMEc	SOMAN	SOMAN	SOMAN	SOMAN					
Local Loop - Dedicated - 4-Wire VG															
Local Loop - Dedicated - 4-Wire VG - Monthly Recurring per month - Zone 1		**	1	UNCVX	UEAL4	\$24.70									
Local Loop - Dedicated - 4-Wire VG - Monthly Recurring per month - Zone 2		**	2	UNCVX	UEAL4	\$32.25									
Local Loop - Dedicated - 4-Wire VG - Monthly Recurring per month - Zone 3		**	3	UNCVX	UEAL4	\$42.17									
Local Loop - Dedicated - 2-Wire ISDN Digital															
Local Loop - Dedicated - 2-Wire ISDN - Monthly Recurring per month - Zone 1		**	1	UNCVX	U1L2X	\$22.00									
Local Loop - Dedicated - 2-Wire ISDN - Monthly Recurring per month - Zone 2		**	2	UNCVX	U1L2X	\$29.02									
Local Loop - Dedicated - 2-Wire ISDN - Monthly Recurring per month - Zone 3		**	3	UNCVX	U1L2X	\$37.95									
Local Loop - Dedicated - 4-Wire 56 kbps															
Local Loop - Dedicated - 4-Wire 56 kbps Digital - Monthly Recurring per month - Zone 1		**	1	UNCVX	UDL56	\$31.10									
Local Loop - Dedicated - 4-Wire 56 kbps Digital - Monthly Recurring per month - Zone 2		**	2	UNCVX	UDL56	\$40.61									
Local Loop - Dedicated - 4-Wire 56 kbps Digital - Monthly Recurring per month - Zone 3		**	3	UNCVX	UDL56	\$53.11									
Local Loop - Dedicated - 4-Wire 64 kbps															
Local Loop - Dedicated - 4-Wire 64 kbps Digital - Monthly Recurring per month - Zone 1		**	1	UNCVX	UDL64	\$31.10									
Local Loop - Dedicated - 4-Wire 64 kbps Digital - Monthly Recurring per month - Zone 2		**	2	UNCVX	UDL64	\$40.61									
Local Loop - Dedicated - 4-Wire 64 kbps Digital - Monthly Recurring per month - Zone 3		**	3	UNCVX	UDL64	\$53.11									
Local Loop - Dedicated - DS1															
Local Loop - Dedicated - DS1 - Monthly Recurring per month - Zone 1		**	1	UNC1X	USLXX	\$57.73									
Local Loop - Dedicated - DS1 - Monthly Recurring per month - Zone 2		**	2	UNC1X	USLXX	\$75.40									
Local Loop - Dedicated - DS1 - Monthly Recurring per month - Zone 3		**	3	UNC1X	USLXX	\$98.59									
DS1 Channelization															
DS1 to DS0 Channel System per month		**		UNC1X	MQ1	\$80.77									
OCU-DP COCI (data) - DS1 to DS0 Channel System - per month (2.4-64kbs)		**		UNCDX	1D1DD	\$1.82									
2-wire ISDN COCI (BRITE) - DS1 to DS0 Channel System - per month		**		UNCNX	UC1CA	\$3.10									
Voice Grade COCI - DS1 to DS0 Channel System - per month		**		UNCVX	1D1VG	\$0.91									
MULTIPLEXERS															
DS3 to DS1 Channel System per month		**		UNC3X	MQ3	\$222.98									

Unbundled Network Elements
TENNESSEE

	UNBUNDLED NETWORK ELEMENT	UNBUNDLED NETEORK ELEMENT AS STATED IN DOCKET 97-01262	Not in TRA Docket 97-01262	Zone	BCS	USOC	RATES				OSS RATES						
							Rec	Nonrecurring		Disconnect		Svc Order Submitted Elec per LSR	Svc Order Submitted Manually per LSR	Incremental Charge - Manual Svc Order vs. Electronic-1st	Incremental Charge - Manual Svc Order vs. Electronic-Add'l	Incremental Charge - Manual Svc Order vs. Electronic-Disc 1st	Incremental Charge - Manual Svc Order vs. Electronic-Disc Add'l
								First	Add'l	First	Add'l						
								SOMECH	SOMAN	SOMAN	SOMAN						
	STS1 to DS1 Channel System per month		**		UNCSX	MQ3	\$222.98										
	DS3 Interface Unit (DS1 COCI) used with Loop per month		**		UNC1X	UC1D1	\$17.58										
* Rates for these elements, products or services were not ordered by the TRA in Docket No. 97-01262. However, such elements, products or services are necessary for the provision of other elements, products or services for which permanent rates were ordered.																	
** Rates for these elements, products or services are related to a combination(s) ordered by the TRA in Docket No. 97-01262.																	

LOCAL INTERCONNECTION
Tennessee
Xspedius

UNBUNDLED NETWORK ELEMENT	UNBUNDLED NETWORK ELEMENT AS STATED IN DOCKET 97-01262	Not in TRA Docket 97-01262	Zone	BCS	USOC	RATES				OSS RATES					
						Nonrecurring		Disconnect		Svc Order Sub-mitted Elec per LSR	Svc Order Submitted Manually per LSR	Incremental Charge - Manual Svc Order vs. Electronic-1st	Incremental Charge - Manual Svc Order vs. Electronic-Add1	Incremental Charge - Manual Svc Order vs. Electronic-Disc 1st	Incremental Charge - Manual Svc Order vs. Electronic-Add1
						Rec	First	Add1	First						
						Rec	First	Add1	First	Add1	SOMECS	SOMAN	SOMAN	SOMAN	SOMAN
LOCAL INTERCONNECTION (CALL TRANSPORT AND TERMINATION)															
END OFFICE SWITCHING															
End Office Switching Function, Per MOU	End office switching function					\$0.0008041									
TANDEM SWITCHING															
Tandem Switching Function Per MOU	Tandem switching function					\$0.0009778									
LOCAL INTERCONNECTION (TRANSPORT)															
COMMON TRANSPORT (Shared)															
Common Transport - Per Mile, Per MOU	Common transport - per mile, per MOU					\$0.0000064									
Common Transport - Facilities Termination Per MOU	Common Transport - Facilities Termination per MOU					\$0.0003871									
INTEROFFICE CHANNEL - DEDICATED TRANSPORT - VOICE GRADE															
Interoffice Channel - Dedicated Transport - 2-Wire Voice Grade - Per Mile per month	Interoffice Transport - Dedicated - Voice Grade			U1TVX	1L5XF	\$0.0174									
Interoffice Channel - Dedicated Transport- 2-Wire Voice Grade - Facility Termination per month	Interoffice Transport - Dedicated - 2-Wire Voice Grade - Facility Termination			U1TVX	1L5XF	\$18.58	\$55.39	\$17.37	\$27.96	\$3.51	\$20.35	\$21.09	\$9.80	\$10.54	
INTEROFFICE CHANNEL - DEDICATED TRANSPORT - 56/64 Kbps															
Interoffice Channel - Dedicated Transport - 56 kbps - per mile per month	Interoffice Transport - Dedicated DSO - 56/64 kbps - Interoffice Transport - Dedicated - DSO - per mile			U1TDX	1L5XK	\$0.0174									
Interoffice Channel - Dedicated Transport - 56 kbps - Facility Termination per month	Interoffice Transport - Dedicated DSO - 56/64 kbps - Interoffice Transport - Dedicated - DSO - Facility Termination			U1TDX	1L5XK	\$17.98	\$55.39	\$17.37	\$27.96	\$3.51	\$20.35	\$21.09	\$9.80	\$10.54	
Interoffice Channel - Dedicated Transport - 64 kbps - per mile per month	Interoffice Transport - Dedicated DSO - 56/64 kbps - Interoffice Transport - Dedicated - DSO - per mile			U1TDX	1L5XK	\$0.0174									
Interoffice Channel - Dedicated Transport - 64 kbps - Facility Termination per month	Interoffice Transport - Dedicated DSO - 56/64 kbps - Interoffice Transport - Dedicated - DSO - Facility Termination			U1TDX	1L5XK	\$17.98	\$55.39	\$17.37	\$27.96	\$3.51	\$20.35	\$21.09	\$9.80	\$10.54	
INTEROFFICE CHANNEL - DEDICATED TRANSPORT - DS1															
Interoffice Channel - Dedicated Channel - DS1 Per Mile per month	Interoffice Transport - Dedicated - DS1 - per mile			U1TD1	1L5XIL	\$0.3562									
Interoffice Channel - Dedicated Transport - DS1 Facility Termination per month	Interoffice Transport - Dedicated - DS1 - Facility Termination			U1TD1	1L5XIL	\$77.86	\$112.40	\$76.27	\$19.55	\$14.99	\$20.35	\$21.09	\$9.80	\$10.54	
LOCAL CHANNEL - DEDICATED TRANSPORT															
Local Channel - Dedicatd - 2-Wire Voice Grade per month - Zone 1	Local Channel - Dedicated - 2-Wire Voice Grade [shown here deaveraged]		1	ULDVX	TEFV3	\$17.18	\$199.33	\$24.16	\$54.81	\$4.80	\$20.35	\$10.54	\$13.30	\$0.00	
Local Channel - Dedicatd - 2-Wire Voice Grade per month - Zone 2	Local Channel - Dedicated - 2-Wire Voice Grade [shown here deaveraged]		2	ULDVX	TEFV3	\$22.44	\$199.33	\$24.16	\$54.81	\$4.80	\$20.35	\$10.54	\$13.30	\$0.00	
Local Cahnnel - Dedicated 2-Wire Voice Grade per month - Zone 3	Local Channel - Dedicated - 2-Wire Voice Grade [shown here deaveraged]		3	ULDVX	TEFV3	\$29.34	\$199.33	\$24.16	\$54.81	\$4.80	\$20.35	\$10.54	\$13.30	\$0.00	
Local Channel - Dedicated - 4-Wire Voice Grade per month - Zone 1	Local Channel - Dedicated - 4-Wire Voice Grade [shown here deaveraged]		1	ULDDX	TEFV4	\$18.18	\$201.53	\$24.83	\$55.52	\$5.51	\$20.35	\$10.54	\$13.30	\$0.00	
Local Channel - Dedicated - 4-Wire Voice Grade per month - Zone 2	Local Channel - Dedicated - 4-Wire Voice Grade [shown here deaveraged]		2	ULDDX	TEFV4	\$23.74	\$201.53	\$24.83	\$55.52	\$5.51	\$20.35	\$10.54	\$13.30	\$0.00	
Local Channel - Dedicated - 4-Wire Voice Grade per month - Zone 3	Local Channel - Dedicated - 4-Wire Voice Grade [shown here deaveraged]		3	ULDDX	TEFV4	\$31.05	\$201.53	\$24.83	\$55.52	\$5.51	\$20.35	\$10.54	\$13.30	\$0.00	
Local Channel - Dedicated - DS1 per month - Zone 1	Local Channel - Dedicated - Dedicated DS1 [shown here deaveraged]		1	ULDD1	TEFHG	\$36.24	\$277.35	\$233.26	\$33.18	\$22.30	\$45.68	\$1.76	\$21.75	\$1.76	
Local Channel - Dedicated - DS1 per month - Zone 2	Local Channel - Dedicated - Dedicated DS1 [shown here deaveraged]		2	ULDD1	TEFHG	\$47.33	\$277.35	\$233.26	\$33.18	\$22.30	\$45.68	\$1.76	\$21.75	\$1.76	
Local Channel - Dedicated - DS1 per month - Zone 3	Local Channel - Dedicated - Dedicated DS1 [shown here deaveraged]		3	ULDD1	TEFHG	\$61.89	\$277.35	\$233.26	\$33.18	\$22.30	\$45.68	\$1.76	\$21.75	\$1.76	
MULTIPLEXERS															

LOCAL INTERCONNECTION
Tennessee
Xspedius

UNBUNDLED NETWORK ELEMENT	UNBUNDLED NETWORK ELEMENT AS STATED IN DOCKET 97-01262	Not in TRA Docket 97- 01262	Zone	BCS	USOC	RATES					OSS RATES					
						Rec	Nonrecurring		Disconnect		Svc Order Sub-mitted Elec per LSR	Svc Order Submitted Manually per LSR	Incremental Charge - Manual Svc Order vs. Electronic-1st	Incremental Charge - Manual Svc Order vs. Electronic-Add'l	Incremental Charge - Manual Svc Order vs. Electronic-Disc 1st	Incremental Charge - Manual Svc Order vs. Electronic-Disc Add'l
							First	Add'l	First	Add'l						
							SOMECS	SOMAN	SOMAN	SOMAN						
Channelization - DS1 to DS0 Channel System	Channelization - Channel System DS1 to DSO			UXTD1	SATC1	\$80.77	\$141.87	\$77.11	\$14.51	\$13.46			\$20.35	\$9.80	\$11.49	\$1.18
OCU-DP COCI (data) - DS1 to DS0 Channel System - per month (2.4-64kbs)	Interface Unit - Interface DS1 to DSO - OCU - DP Card			UDL	SATSA	\$1.82	\$6.07	\$4.66					\$20.35	\$9.80	\$11.49	\$1.18
2-wire ISDN COCI (BRITE) - DS1 to DS0 Channel System - per month	Interface Unit - Interface DS1 to DSO - Brite Card			UDN	SATSA	\$3.10	\$6.07	\$4.66					\$20.35	\$9.80	\$11.49	\$1.18
Voice Grade COCI - DS1 to DS0 Channel System - per month	Interface Unit - Interface DS1 to DSO - Voice Grade Card			UEA	SATSA	\$0.91	\$6.07	\$4.66					\$20.35	\$9.80	\$11.49	\$1.18
DS3 to DS1 Channel System per month	Channelization - Channel System DS3 to DS1			UXTD3	SATCS	\$222.98	\$308.03	\$108.47	\$44.47	\$42.62			\$20.35	\$9.80	\$11.49	\$1.18
DS3 Interface Unit (DS1 COCI) per month	Interface Unit - Interface DS3 to DS1			USL	SATCO	\$17.58	\$6.07	\$4.66					\$20.35	\$9.80	\$11.49	\$1.18

ODUF/ADUF/CMD5
Tennessee
Xspedius

UNBUNDLED NETWORK ELEMENT	UNBUNDLED NETWORK ELEMENT AS STATED IN DOCKET 97-01262	Not in TRA Docket 97-01262	Zone	BCS	USOC	RATES				OSS RATES					
						Rec	Nonrecurring		Disconnect		Svc Order Submitted Elec per LSR	Svc Order Submitted Manually per LSR	Incremental Charge - Manual Svc Order vs. Electronic-1st	Incremental Charge - Manual Svc Order vs. Electronic-Add'l	Incremental Charge - Manual Svc Order vs. Electronic-Disc 1st
							First	Add'l	First	Add'l					
							SOMECH	SOMAN	SOMAN	SOMAN					
ODUF/EDOUF/ADUF/CMD5															
OPTIONAL DAILY USAGE FILE (ODUF)															
ODUF: Recording, per message	OSS OLEC Daily Usage File Recording per message				N/A	\$0.0000044									
ODUF: Message Processing, per message	OSS OLEC Daily Usage File Message Distribution per message				N/A	\$0.0027366									
ODUF: Message Processing, per Magnetic Tape provisioned	OSS OLEC Daily Usage File Message Distribution per magnetic tape provisioned				N/A	\$52.75									
ODUF: Data Transmission (CONNECT:DIRECT), per message	OSS OLEC Daily Usage File Data Transmission (Connect: Direct), per message				N/A	\$0.0000339									

AMENDMENT TO
INTERCONNECTION AGREEMENT BETWEEN
BELLSOUTH TELECOMMUNICATIONS, INC.
AND
Xspedius Corp.
DATED January 1, 2000

This Agreement (the "Amendment") is made and entered into between BellSouth Telecommunications, Inc. ("BellSouth") a Georgia corporation, and Xspedius Corp ("Xspedius"), a Louisiana corporation.

WHEREAS, the Parties desire to amend that certain Interconnection Agreement between BellSouth and Xspedius dated January 1, 2000 (the "Interconnection Agreement") in order to incorporate vertical features and charges.

NOW THEREFORE, in consideration of the mutual provisions contained herein and other good and valuable consideration, the receipt and sufficiency of which are hereby acknowledged, BellSouth and Xspedius hereby covenant and agree as follows:

1. The Interconnection Agreement is hereby amended to restructure vertical features and feature charges located in the Port and Loop/Port Combination sections of Attachment 2, Exhibit C, as follows:
 - a. Delete individual feature charges and the 'three available' feature category and charges;
 - b. Delete non-recurring charges for features; only OSS will apply;
 - c. Provide 'all available' features and charges as reflected in Exhibit 1 and by reference made a part of this Amendment.
3. The Parties agree that all of the other provisions of the Interconnection Agreement, dated January 1, 2000, shall remain in full force and effect.
4. The Parties further agree that either or both of the Parties is authorized to submit this Amendment to the appropriate regulatory body having jurisdiction over the subject matter of this Amendment, for approval subject to Section 252(e) of the federal Telecommunications Act of 1996.

This Amendment is made effective upon the date that it is signed by both Parties.

IN WITNESS WHEREOF, the parties hereto have caused this Amendment to be executed by their respective duly authorized representatives on the data indicated below.

Signed:

BellSouth Telecommunications, Inc.

Xspedius Corp.

By: Signature on File

By: Signature on File

Title: Senior Director

Title: CFO

Date: 10-15-2001

Date: 10-08-2001

Unbundled Network Elements
ALABAMA

CATEGORY	NOTES	UNBUNDLED NETWORK ELEMENT	Interim	Zone	BCS	USOC	RATES (\$)						OSS RATES (\$)							
							Nonrecurring			Nonrecurring Disconnect			SOMEC	SOMAN	SOMAN	SOMAN	SOMAN	SOMAN		
							Rec	First	Add'l	First	Add'l									
UNBUNDLED LOCAL EXCHANGE SWITCHING(PORTS)																				
		2-WIRE VOICE GRADE LINE PORT RATES (RES)																		
		All Available Vertical Feature			UEPSR	UEPVF	2.64	0	0								27.37	12.97	17.77	1.44
		2-WIRE VOICE GRADE LINE PORT RATES (BUS)																		
		All Available Vertical Feature			UEPSB	UEPVF	2.64	0	0								27.37	12.97	17.77	1.44
		EXCHANGE PORT RATES (2-WIRE ISDN - RES)																		
		All Available Vertical Feature			UEPTX	UEPVF	2.64	0	0											
		EXCHANGE PORT RATES (2-WIRE ISDN - BUS)																		
		All Available Vertical Feature			UEPSX	UEPVF	2.64	0	0											
		EXCHANGE PORT RATES (2-WIRE PBX - RES)																		
		All Available Vertical Feature			UEPSE	UEPVF	2.64	0	0								27.37	12.97	17.77	0.48
		EXCHANGE PORT RATES (2-WIRE PBX - BUS)																		
		All Available Vertical Features			UEPSP	UEPVF	2.64	0	0								27.37	12.97	17.77	0.48
UNBUNDLED PORT/LOOP COMBINATIONS - COST BASED RATES																				
		Features shall apply to the Unbundled Port/Loop Combination - Cost Based Rate section in the same manner as they are applied to the Stand-Alone Unbundled Port section of this Rate Exhibit.																		
		2-WIRE VOICE GRADE LOOP WITH 2-WIRE LINE PORT (RES)																		
		All Available Vertical Feature			UEPRX	UEPVF	2.64	0	0								40.71	9.58		
		2-WIRE VOICE GRADE LOOP WITH 2-WIRE LINE PORT (BUS)																		
		All Available Vertical Feature			UEPBX	UEPVF	2.64	0	0								40.71	9.58		
		2-WIRE VOICE GRADE LOOP WITH 2-WIRE LINE PORT (RES - PBX)																		
		All Available Vertical Feature			UEPRG	UEPVF	2.64	0	0								40.71	9.58		
		2-WIRE VOICE GRADE LOOP WITH 2-WIRE LINE PORT (BUS - PBX)																		
		All Available Vertical Feature			UEPPX	UEPVF	2.64	0	0								40.71	9.58		
		2-WIRE ISDN DIGITAL GRADE LOOP WITH 2-WIRE ISDN DIGITAL LINE SIDE PORT (RES)																		
		All Vertical Features - One per Channel B User Profile			UEPPR	UEPVF	2.64	0	0								19.99	19.99	0.42	20
		2-WIRE ISDN DIGITAL GRADE LOOP WITH 2-WIRE ISDN DIGITAL LINE SIDE PORT (RES)																		
		All Vertical Features - One per Channel B User Profile			UEPPB	UEPVF	2.64	0	0								19.99	19.99	0.42	20
		Exchange Ports Associated with 4-Wire DS1 Loop with Channelization with Port FEATURES - Vertical and Optional																		
		Local Switching Features Offered with Line Side Ports Only																		
		All Available Vertical Feature			UEPPX	UEPVF	2.64	0	0								19.99			

Unbundled Network Elements
FLORIDA

CATEGORY	NOTES	UNBUNDLED NETWORK ELEMENT	Interim	Zone	BCS	USOC	RATES (\$)					OSS RATES (\$)											
							Nonrecurring			Nonrecurring Disconnect		Svc Order Submitted Elec per LSR	Svc Order Submitted Manually per LSR	Incremental Charge - Manual Svc Order vs. Electronic-1st	Incremental Charge - Manual Svc Order vs. Electronic-Add'l	Incremental Charge - Manual Svc Order vs. Electronic-Disc 1st	Incremental Charge - Manual Svc Order vs. Electronic-Disc Add'l						
							Rec	First	Add'l	First	Add'l							SOMEc	SOMAN	SOMAN	SOMAN	SOMAN	SOMAN
UNBUNDLED LOCAL EXCHANGE SWITCHING(PORTS)																							
		2-WIRE VOICE GRADE LINE PORT RATES (RES)																					
		All Available Vertical Feature			UEPSR	UEPVF	2.17	0	0														
		2-WIRE VOICE GRADE LINE PORT RATES (BUS)																					
		All Available Vertical Feature			UEPSB	UEPVF	2.17	0	0														
		EXCHANGE PORT RATES (2-WIRE ISDN - RES)																					
		All Available Vertical Feature			UEPTX	UEPVF	2.17	0	0														
		EXCHANGE PORT RATES (2-WIRE ISDN - BUS)																					
		All Available Vertical Feature			UEPSX	UEPVF	2.17	0	0														
		EXCHANGE PORT RATES (2-WIRE PBX - RES)																					
		All Available Vertical Feature			UEPSE	UEPVF	2.17	0	0				21.56	21.56	3.84	3.84							
		EXCHANGE PORT RATES (2-WIRE PBX - BUS)																					
		All Available Vertical Features			UEPSP	UEPVF	2.17	0	0				21.56	21.56	3.84	3.84							
UNBUNDLED PORT/LOOP COMBINATIONS - COST BASED RATES																							
		Features shall apply to the Unbundled Port/Loop Combination - Cost Based Rate section in the same manner as they are applied to the Stand-Alone Unbundled Port section of this Rate Exhibit.																					
		2-WIRE VOICE GRADE LOOP WITH 2-WIRE LINE PORT (RES)																					
		All Available Vertical Feature			UEPRX	UEPVF	2.17	0	0				21.56	21.56									
		2-WIRE VOICE GRADE LOOP WITH 2-WIRE LINE PORT (BUS)																					
		All Available Vertical Feature			UEPBX	UEPVF	2.17	0	0				21.56	21.56									
		2-WIRE VOICE GRADE LOOP WITH 2-WIRE LINE PORT (RES - PBX)																					
		All Available Vertical Feature			UEPRG	UEPVF	2.17	0	0				21.56	21.56									
		2-WIRE VOICE GRADE LOOP WITH 2-WIRE LINE PORT (BUS - PBX)																					
		All Available Vertical Feature			UEPPX	UEPVF	2.17	0	0				21.56	21.56									
		2-WIRE ISDN DIGITAL GRADE LOOP WITH 2-WIRE ISDN DIGITAL LINE SIDE PORT (RES)																					
		All Vertical Features - One per Channel B User Profile			UEPPR	UEPVF	2.17	0	0				19.99	19.99	0.42	3.84							
		2-WIRE ISDN DIGITAL GRADE LOOP WITH 2-WIRE ISDN DIGITAL LINE SIDE PORT (RES)																					
		All Vertical Features - One per Channel B User Profile			UEPPB	UEPVF	2.17	0	0				19.99	19.99	0.42	3.84							
		Exchange Ports Associated with 4-Wire DS1 Loop with Channelization with Port FEATURES - Vertical and Optional																					
		Local Switching Features Offered with Line Side Ports Only																					
		All Available Vertical Feature			UEPPX	UEPVF	2.17	0	0				19.99										

Unbundled Network Elements
GEORGIA

CATEGORY	NOTES	UNBUNDLED NETWORK ELEMENT	Interim	Zone	BCS	USOC	RATES (\$)					OSS RATES (\$)						
							Nonrecurring			Nonrecurring Disconnect		Svc Order Submitted Elec per LSR	Svc Order Submitted Manually per LSR	Incremental Charge - Manual Svc Order vs. Electronic-1st	Incremental Charge - Manual Svc Order vs. Electronic-Add'l	Incremental Charge - Manual Svc Order vs. Electronic-Disc 1st	Incremental Charge - Manual Svc Order vs. Electronic-Disc Add'l	
							Rec	First	Add'l	First	Add'l							SOMEc
UNBUNDLED LOCAL EXCHANGE SWITCHING(PORTS)																		
		2-WIRE VOICE GRADE LINE PORT RATES (RES)																
		All Available Vertical Feature			UEPSR	UEPVF	0	0	0				18.94	8.42				
		2-WIRE VOICE GRADE LINE PORT RATES (BUS)																
		All Available Vertical Feature			UEPSB	UEPVF	0	0	0				18.94	8.42				
		EXCHANGE PORT RATES (2-WIRE ISDN - RES)																
		All Available Vertical Feature			UEPTX	UEPVF	0	0	0									
		EXCHANGE PORT RATES (2-WIRE ISDN - BUS)																
		All Available Vertical Feature			UEPSX	UEPVF	0	0	0									
		EXCHANGE PORT RATES (2-WIRE PBX - RES)																
		All Available Vertical Feature			UEPSE	UEPVF	0	0	0				18.94	8.42				
		EXCHANGE PORT RATES (2-WIRE PBX - BUS)																
		All Available Vertical Features			UEPSP	UEPVF	0	0	0				18.94	8.42				
UNBUNDLED PORT/LOOP COMBINATIONS - COST BASED RATES																		
		Features shall apply to the Unbundled Port/Loop Combination - Cost Based Rate section in the same manner as they are applied to the Stand-Alone Unbundled Port section of this Rate Exhibit.																
		2-WIRE VOICE GRADE LOOP WITH 2-WIRE LINE PORT (RES)																
		All Available Vertical Feature			UEPRX	UEPVF	0	0	0				33.67	7.88				
		2-WIRE VOICE GRADE LOOP WITH 2-WIRE LINE PORT (BUS)																
		All Available Vertical Feature			UEPBX	UEPVF	0	0	0				33.67	7.88				
		2-WIRE VOICE GRADE LOOP WITH 2-WIRE LINE PORT (RES - PBX)																
		All Available Vertical Feature			UEPRG	UEPVF	0	0	0				33.67	7.88				
		2-WIRE VOICE GRADE LOOP WITH 2-WIRE LINE PORT (BUS - PBX)																
		All Available Vertical Feature			UEPPX	UEPVF	0	0	0				33.67	7.88				
		2-WIRE ISDN DIGITAL GRADE LOOP WITH 2-WIRE ISDN DIGITAL LINE SIDE PORT (RES)																
		All Vertical Features - One per Channel B User Profile			UEPPR	UEPVF	0	0	0				19.99	19.99	0.42		20	
		2-WIRE ISDN DIGITAL GRADE LOOP WITH 2-WIRE ISDN DIGITAL LINE SIDE PORT (RES)																
		All Vertical Features - One per Channel B User Profile			UEPPB	UEPVF	0	0	0				19.99	19.99	0.42		20	
		Exchange Ports Associated with 4-Wire DS1 Loop with Channelization with Port FEATURES - Vertical and Optional																
		Local Switching Features Offered with Line Side Ports Only																
		All Available Vertical Feature			UEPPX	UEPVF	0	0	0				19.99					

Unbundled Network Elements
MISSISSIPPI

CATEGORY	NOTES	UNBUNDLED NETWORK ELEMENT	Interim	Zone	BCS	USOC	RATES (\$)						OSS RATES (\$)					
							Nonrecurring			Nonrecurring Disconnect			SOMEC	SOMAN	SOMAN	SOMAN	SOMAN	SOMAN
							Rec	First	Add'l	First	Add'l							
UNBUNDLED LOCAL EXCHANGE SWITCHING(PORTS)																		
2-WIRE VOICE GRADE LINE PORT RATES (RES)																		
		All Available Vertical Feature			UEPSR	UEPVF	3.21	0	0					25.52	11.34	16.06		
2-WIRE VOICE GRADE LINE PORT RATES (BUS)																		
		All Available Vertical Feature			UEPSB	UEPVF	3.21	0	0					25.52	11.34	16.06		
EXCHANGE PORT RATES (2-WIRE ISDN - RES)																		
		All Available Vertical Feature			UEPTX	UEPVF	3.21	0	0									
EXCHANGE PORT RATES (2-WIRE ISDN - BUS)																		
		All Available Vertical Feature			UEPSX	UEPVF	3.21	0	0									
EXCHANGE PORT RATES (2-WIRE PBX - RES)																		
		All Available Vertical Feature			UEPSE	UEPVF	3.21	0	0					25.52	11.34	16.06		
EXCHANGE PORT RATES (2-WIRE PBX - BUS)																		
		All Available Vertical Features			UEPSP	UEPVF	3.21	0	0					25.52	11.34	16.06		
UNBUNDLED PORT/LOOP COMBINATIONS - COST BASED RATES																		
Features shall apply to the Unbundled Port/Loop Combination - Cost Based Rate section in the same manner as they are applied to the Stand-Alone Unbundled Port section of this Rate Exhibit.																		
2-WIRE VOICE GRADE LOOP WITH 2-WIRE LINE PORT (RES)																		
		All Available Vertical Feature			UEPRX	UEPVF	3.21	0	0					43.52	9.99			
2-WIRE VOICE GRADE LOOP WITH 2-WIRE LINE PORT (BUS)																		
		All Available Vertical Feature			UEPBX	UEPVF	3.21	0	0					43.52	9.99			
2-WIRE VOICE GRADE LOOP WITH 2-WIRE LINE PORT (RES - PBX)																		
		All Available Vertical Feature			UEPRG	UEPVF	3.21	0	0					43.52	9.99			
2-WIRE VOICE GRADE LOOP WITH 2-WIRE LINE PORT (BUS - PBX)																		
		All Available Vertical Feature			UEPPX	UEPVF	3.21	0	0					43.52	9.99			
2-WIRE ISDN DIGITAL GRADE LOOP WITH 2-WIRE ISDN DIGITAL LINE SIDE PORT (RES)																		
		All Vertical Features - One per Channel B User Profile			UEPPR	UEPVF	3.21	0	0					19.99	19.99	0.42	20	
2-WIRE ISDN DIGITAL GRADE LOOP WITH 2-WIRE ISDN DIGITAL LINE SIDE PORT (RES)																		
		All Vertical Features - One per Channel B User Profile			UEPPB	UEPVF	3.21	0	0					19.99	19.99	0.42	20	
Exchange Ports Associated with 4-Wire DS1 Loop with Channelization with Port FEATURES - Vertical and Optional																		
Local Switching Features Offered with Line Side Ports Only																		
		All Available Vertical Feature			UEPPX	UEPVF	3.21	0	0					19.99				

Unbundled Network Elements
NORTH CAROLINA

CATEGORY	NOTES	UNBUNDLED NETWORK ELEMENT	Interim	Zone	BCS	USOC	RATES (\$)					OSS RATES (\$)												
							Nonrecurring			Nonrecurring Disconnect		SOME C	SOMAN	SOMAN	SOMAN	SOMAN	SOMAN							
							Rec	First	Add'l	First	Add'l													
UNBUNDLED LOCAL EXCHANGE SWITCHING(PORTS)																								
		2-WIRE VOICE GRADE LINE PORT RATES (RES)																						
		All Available Vertical Feature			UEPSR	UEPVF	2.92	0	0															
		2-WIRE VOICE GRADE LINE PORT RATES (BUS)																						
		All Available Vertical Feature			UEPSB	UEPVF	2.92	0	0															
		EXCHANGE PORT RATES (2-WIRE ISDN - RES)																						
		All Available Vertical Feature			UEPTX	UEPVF	2.92	0	0															
		EXCHANGE PORT RATES (2-WIRE ISDN - BUS)																						
		All Available Vertical Feature			UEPSX	UEPVF	2.92	0	0															
		EXCHANGE PORT RATES (2-WIRE PBX - RES)																						
		All Available Vertical Feature			UEPSE	UEPVF	2.92	0	0															
		EXCHANGE PORT RATES (2-WIRE PBX - BUS)																						
		All Available Vertical Features			UEPSP	UEPVF	2.92	0	0															
UNBUNDLED PORT/LOOP COMBINATIONS - COST BASED RATES																								
		Features shall apply to the Unbundled Port/Loop Combination - Cost Based Rate section in the same manner as they are applied to the Stand-Alone Unbundled Port section of this Rate Exhibit.																						
		2-WIRE VOICE GRADE LOOP WITH 2-WIRE LINE PORT (RES)																						
		All Available Vertical Feature			UEPRX	UEPVF	2.92	0	0															
		2-WIRE VOICE GRADE LOOP WITH 2-WIRE LINE PORT (BUS)																						
		All Available Vertical Feature			UEPBX	UEPVF	2.92	0	0															
		2-WIRE VOICE GRADE LOOP WITH 2-WIRE LINE PORT (RES - PBX)																						
		All Available Vertical Feature			UEPRG	UEPVF	2.92	0	0															
		2-WIRE VOICE GRADE LOOP WITH 2-WIRE LINE PORT (BUS - PBX)																						
		All Available Vertical Feature			UEPPX	UEPVF	2.92	0	0															
		2-WIRE ISDN DIGITAL GRADE LOOP WITH 2-WIRE ISDN DIGITAL LINE SIDE PORT (RES)																						
		All Vertical Features - One per Channel B User Profile			UEPPR	UEPVF	2.92	0	0															
		2-WIRE ISDN DIGITAL GRADE LOOP WITH 2-WIRE ISDN DIGITAL LINE SIDE PORT (RES)																						
		All Vertical Features - One per Channel B User Profile			UEPPB	UEPVF	2.92	0	0															
		Exchange Ports Associated with 4-Wire DS1 Loop with Channelization with Port FEATURES - Vertical and Optional																						
		Local Switching Features Offered with Line Side Ports Only																						
		All Available Vertical Feature			UEPPX	UEPVF	2.92	0	0															

**Unbundled Network Elements
SOUTH CAROLINA**

CATEGORY	NOTES	UNBUNDLED NETWORK ELEMENT	Interim	Zone	BCS	USOC	RATES (\$)					OSS RATES (\$)														
							Nonrecurring			Nonrecurring Disconnect		SOMEC	SOMAN	SOMAN	SOMAN	SOMAN	SOMAN									
							Rec	First	Add'l	First	Add'l															
UNBUNDLED LOCAL EXCHANGE SWITCHING(PORTS)																										
		2-WIRE VOICE GRADE LINE PORT RATES (RES)																								
		All Available Vertical Feature			UEPSR	UEPVF	3.04	0	0								44.42	14.63								
		2-WIRE VOICE GRADE LINE PORT RATES (BUS)																								
		All Available Vertical Feature			UEPSB	UEPVF	3.04	0	0								44.42	14.63								
		EXCHANGE PORT RATES (2-WIRE ISDN - RES)																								
		All Available Vertical Feature			UEPTX	UEPVF	3.04	0	0								67.52	67.52								
		EXCHANGE PORT RATES (2-WIRE ISDN - BUS)																								
		All Available Vertical Feature			UEPSX	UEPVF	3.04	0	0								67.52	67.52								
		EXCHANGE PORT RATES (2-WIRE PBX - RES)																								
		All Available Vertical Feature			UEPSE	UEPVF	3.04	0	0								41.86	14.46								
		EXCHANGE PORT RATES (2-WIRE PBX - BUS)																								
		All Available Vertical Features			UEPSP	UEPVF	3.04	0	0								41.86	14.46								
UNBUNDLED PORT/LOOP COMBINATIONS - COST BASED RATES																										
Features shall apply to the Unbundled Port/Loop Combination - Cost Based Rate section in the same manner as they are applied to the Stand-Alone Unbundled Port section of this Rate Exhibit.																										
		2-WIRE VOICE GRADE LOOP WITH 2-WIRE LINE PORT (RES)																								
		All Available Vertical Feature			UEPRX	UEPVF	3.04	0	0								43.19	9.91								
		2-WIRE VOICE GRADE LOOP WITH 2-WIRE LINE PORT (BUS)																								
		All Available Vertical Feature			UEPBX	UEPVF	3.04	0	0								43.19	9.91								
		2-WIRE VOICE GRADE LOOP WITH 2-WIRE LINE PORT (RES - PBX)																								
		All Available Vertical Feature			UEPRG	UEPVF	3.04	0	0								43.19	9.91								
		2-WIRE VOICE GRADE LOOP WITH 2-WIRE LINE PORT (BUS - PBX)																								
		All Available Vertical Feature			UEPPX	UEPVF	3.04	0	0								43.19	9.91								
		2-WIRE ISDN DIGITAL GRADE LOOP WITH 2-WIRE ISDN DIGITAL LINE SIDE PORT (RES)																								
		All Vertical Features - One per Channel B User Profile			UEPPR	UEPVF	3.04	0	0								19.99	19.99				0.42	20			
		2-WIRE ISDN DIGITAL GRADE LOOP WITH 2-WIRE ISDN DIGITAL LINE SIDE PORT (RES)																								
		All Vertical Features - One per Channel B User Profile			UEPPB	UEPVF	3.04	0	0								19.99	19.99				0.42	20			
		Exchange Ports Associated with 4-Wire DS1 Loop with Channelization with Port FEATURES - Vertical and Optional																								
		Local Switching Features Offered with Line Side Ports Only																								
		All Available Vertical Feature			UEPPX	UEPVF	3.04	0	0								19.99									

AMENDMENT TO
INTERCONNECTION AGREEMENT BETWEEN
BELLSOUTH TELECOMMUNICATIONS, INC.
AND
Xspedius Corp.
DATED January 1, 2000

This Agreement (the "Amendment") is made and entered into between BellSouth Telecommunications, Inc. ("BellSouth") a Georgia corporation, and Xspedius Corp ("Xspedius"), a Louisiana corporation.

WHEREAS, the Parties desire to amend that certain Interconnection Agreement between BellSouth and Xspedius dated January 1, 2000 (the "Interconnection Agreement") in order to incorporate Disaster Recovery.

NOW THEREFORE, in consideration of the mutual provisions contained herein and other good and valuable consideration, the receipt and sufficiency of which are hereby acknowledged, BellSouth and Xspedius hereby covenant and agree as follows:

1. The Interconnection Agreement is hereby amended to add Disaster Recovery, attached as Exhibit J:
2. The Parties agree that all of the other provisions of the Interconnection Agreement, dated January 1, 2000, shall remain in full force and effect.
3. The Parties further agree that either or both of the Parties is authorized to submit this Amendment to the appropriate regulatory body having jurisdiction over the subject matter of this Amendment, for approval subject to Section 252(e) of the federal Telecommunications Act of 1996.

This Amendment is made effective upon the date that it is signed by both Parties.

IN WITNESS WHEREOF, the parties hereto have caused this Amendment to be executed by their respective duly authorized representatives on the data indicated below.

Signed:

Signature on File
BellSouth Telecommunications, Inc.

By: CW Boltz

Title: Managing Directo

Date: 1/2/2002

Signature on File
Xspedius Corp.


By: Daniel D. Lensgraf

Title: CFO

Date: 12/27/2001

Attachment 10

BellSouth Disaster Recovery Plan

<u>CONTENTS</u>		<u>PAGE</u>
1.0 Purpose		2
2.0 Single Point of Contact		2
3.0 Identifying the Problem		2
3.1 Site Control		3
3.2 Environmental Concerns		4
4.0 The Emergency Control Center (ECC)		4
5.0 Recovery Procedures		5
5.1 CLEC Outage		5
5.2 BellSouth Outage		5
5.2.1 Loss of Central Office		6
5.2.2 Loss of a Central Office with Serving Wire Center Functions		6
5.2.3 Loss of a Central Office with Tandem Functions		6
5.2.4 Loss of a Facility Hub		6
5.3 Combined Outage (CLEC and BellSouth Equipment)		7
6.0 T1 Identification Procedures		7
7.0 Acronyms		8

1.0 PURPOSE

In the unlikely event of a disaster occurring that affects BellSouth's long-term ability to deliver traffic to a Competitive Local Exchange Carrier (CLEC), general procedures have been developed to hasten the recovery process. Since each location is different and could be affected by an assortment of potential problems, a detailed recovery plan is impractical. However, in the process of reviewing recovery activities for specific locations, some basic procedures emerge that appear to be common in most cases.

These general procedures should apply to any disaster that affects the delivery of traffic for an extended time period. Each CLEC will be given the same consideration during an outage and service will be restored as quickly as possible.

This document will cover the basic recovery procedures that would apply to every CLEC.

2.0 SINGLE POINT OF CONTACT

When a problem is experienced, regardless of the severity, the BellSouth Network Management Center (NMC) will observe traffic anomalies and begin monitoring the situation. Controls will be appropriately applied to insure the sanity of BellSouth's network; and, in the event that a switch or facility node is lost, the NMC will attempt to circumvent the failure using available reroutes.

BellSouth's NMC will remain in control of the restoration efforts until the problem has been identified as being a long-term outage. At that time, the NMC will contact BellSouth's Emergency Control Center (ECC) and relinquish control of the recovery efforts. Even though the ECC may take charge of the situation, the NMC will continue to monitor the circumstances and restore traffic as soon as damaged network elements are revitalized.

The telephone number for the BellSouth Network Management Center in Atlanta, as published in Telcordia's National Network Management Directory is 404-321-2516.

3.0 IDENTIFYING THE PROBLEM

During the early stages of problem detection, the NMC will be able to tell which CLECs are affected by the catastrophe. Further analysis and/or first hand observation will determine if the disaster has affected CLEC equipment only; BellSouth equipment only or a combination. The initial restoration activity will be largely determined by the equipment that is affected.

Once the nature of the disaster is determined and after verifying the cause of the problem the NMC will initiate reroutes and/or transfers that are jointly agreed upon by the affected CLECs' Network Management Center and the BellSouth NMC. The type and percentage of controls used will depend upon available network capacity. Controls necessary to stabilize the situation will be invoked and the NMC will attempt to reestablish as much traffic as possible.

For long term outages, recovery efforts will be coordinated by the Emergency Control Center (ECC). Traffic controls will continue to be applied by the NMC until facilities are re-established.

As equipment is made available for service, the ECC will instruct the NMC to begin removing the controls and allow traffic to resume.

3.1 SITE CONTROL

In the total loss of building use scenario, what likely exists will be a smoking pile of rubble. This rubble will contain many components that could be dangerous. It could also contain any personnel on the premises at the time of the disaster. For these reasons, the local fire marshal with the assistance of the police will control the site until the building is no longer a threat to surrounding properties and the companies have secured the site from the general public.

During this time, the majority owner of the building should be arranging for a demolition contractor to mobilize to the site with the primary objective of reaching the cable entrance facility for a damage assessment. The results of this assessment would then dictate immediate plans for restoration, both short term and permanent.

In a less catastrophic event, i.e., the building is still standing and the cable entrance facility is usable, the situation is more complex. The site will initially be controlled by local authorities until the threat to adjacent property has diminished. Once the site is returned to the control of the companies, the following events should occur.

An initial assessment of the main building infrastructure systems (mechanical, electrical, fire and life safety, elevators, and others) will establish building needs. Once these needs are determined, the majority owner should lead the building restoration efforts. There may be situations where the site will not be totally restored within the confines of the building. The companies must individually determine their needs and jointly assess the cost of permanent restoration to determine the overall plan of action.

Multiple restoration trailers from each company will result in the need for designated space and installation order. This layout and control is required to maximize the amount of restoration equipment that can be placed at the site, and the priority of placements.

Care must be taken in this planning to insure other restoration efforts have logistical access to the building. Major components of telephone and building equipment will need to be removed and replaced. A priority for this equipment must also be jointly established to facilitate overall site restoration. (Example: If the AC switchgear has sustained damage, this would be of the highest priority in order to regain power, lighting, and HVAC throughout the building.)

If the site will not accommodate the required restoration equipment, the companies would then need to quickly arrange with local authorities for street closures, rights of way or other possible options available.

3.2 ENVIRONMENTAL CONCERNS

In the worse case scenario, many environmental concerns must be addressed. Along with the police and fire marshal, the state environmental protection department will be on site to monitor the situation.

Items to be concerned with in a large central office building could include:

1. Emergency engine fuel supply. Damage to the standby equipment and the fuel handling equipment could have created "spill" conditions that have to be handled within state and federal regulations.
2. Asbestos containing materials that may be spread throughout the wreckage. Asbestos could be in many components of building, electrical, mechanical, outside plant distribution, and telephone systems.
3. Lead and acid. These materials could be present in potentially large quantities depending upon the extent of damage to the power room.
4. Mercury and other regulated compounds resident in telephone equipment.
5. Other compounds produced by the fire or heat.

Once a total loss event occurs at a large site, local authorities will control immediate clean up (water placed on the wreckage by the fire department) and site access.

At some point, the companies will become involved with local authorities in the overall planning associated with site clean up and restoration. Depending on the clean up approach taken, delays in the restoration of several hours to several days may occur.

In a less severe disaster, items listed above are more defined and can be addressed individually depending on the damage.

In each case, the majority owner should coordinate building and environmental restoration as well as maintain proper planning and site control.

4.0 THE EMERGENCY CONTROL CENTER (ECC)

The ECC is located in the Colonnade Building in Birmingham, Alabama. During an emergency, the ECC staff will convene a group of preselected experts to inventory the damage and initiate corrective actions. These experts have regional access to BellSouth's personnel and equipment and will assume control of the restoration activity anywhere in the nine state area.

In the past, the ECC has been involved with restoration activities resulting from hurricanes, ice storms and floods. They have demonstrated their capabilities during these calamities as well as

during outages caused by human error or equipment failures. This group has an excellent record of restoring service as quickly as possible.

During a major disaster, the ECC may move emergency equipment to the affected location, direct recovery efforts of local personnel and coordinate service restoration activities with the CLECs. The ECC will attempt to restore service as quickly as possible using whatever means is available; leaving permanent solutions, such as the replacement of damaged buildings or equipment, for local personnel to administer.

Part of the ECC's responsibility, after temporary equipment is in place, is to support the NMC efforts to return service to the CLECs. Once service has been restored, the ECC will return control of the network to normal operational organizations. Any long-term changes required after service is restored will be made in an orderly fashion and will be conducted as normal activity.

5.0 RECOVERY PROCEDURES

The nature and severity of any disaster will influence the recovery procedures. One crucial factor in determining how BellSouth will proceed with restoration is whether or not BellSouth's equipment is incapacitated. Regardless of who's equipment is out of service, BellSouth will move as quickly as possible to aid with service recovery; however, the approach that will be taken may differ depending upon the location of the problem.

5.1 CLEC OUTAGE

For a problem limited to one CLEC (or a building with multiple CLECs), BellSouth has several options available for restoring service quickly. For those CLECs that have agreements with other CLECs, BellSouth can immediately start directing traffic to a provisional CLEC for completion. This alternative is dependent upon BellSouth having concurrence from the affected CLECs.

Whether or not the affected CLECs have requested a traffic transfer to another CLEC will not impact BellSouth's resolve to reestablish traffic to the original destination as quickly as possible.

5.2 BELLSOUTH OUTAGE

Because BellSouth's equipment has varying degrees of impact on the service provided to the CLECs, restoring service from damaged BellSouth equipment is different. The outage will probably impact a number of Carriers simultaneously. However, the ECC will be able to initiate immediate actions to correct the problem.

A disaster involving any of BellSouth's equipment locations could impact the CLECs, some more than others. A disaster at a Central Office (CO) would only impact the delivery of traffic to and from that one location, but the incident could affect many Carriers. If the Central Office is a Serving Wire Center (SWC), then traffic from the entire area to those Carriers served from that switch would also be impacted. If the switch functions as an Access Tandem, or there is a tandem in the building, traffic from every CO to every CLEC could be interrupted. A disaster that destroys a facility hub could disrupt various traffic flows, even though the switching equipment may be unaffected.

The NMC would be the first group to observe a problem involving BellSouth's equipment. Shortly after a disaster, the NMC will begin applying controls and finding reroutes for the completion of as much traffic as possible. These reroutes may involve delivering traffic to alternate Carriers upon receiving approval from the CLECs involved. In some cases, changes in translations will be required. If the outage is caused by the destruction of equipment, then the ECC will assume control of the restoration.

5.2.1 Loss of a Central Office

When BellSouth loses a Central Office, the ECC will

- a) Place specialists and emergency equipment on notice;
- b) Inventory the damage to determine what equipment and/or functions are lost;
- c) Move containerized emergency equipment and facility equipment to the stricken area, if necessary;
- d) Begin reconnecting service for Hospitals, Police and other emergency agencies; and
- e) Begin restoring service to CLECs and other customers

5.2.2 Loss of a Central Office with Serving Wire Center Functions

The loss of a Central Office that also serves as a Serving Wire Center (SWC) will be restored as described in Section 5.2.1.

5.2.3 Loss of a Central Office with Tandem Functions

When BellSouth loses a Central Office building that serves as an Access Tandem and as a SWC, the ECC will

- a) Place specialists and emergency equipment on notice;
- b) Inventory the damage to determine what equipment and/or functions are lost;
- c) Move containerized emergency equipment and facility equipment to the stricken area, if necessary;
- d) Begin reconnecting service for Hospitals, Police and other emergency agencies;
- e) Re-direct as much traffic as possible to the alternate access tandem (if available) for delivery to those CLECs utilizing a different location as a SWC;
- f) Begin aggregating traffic to a location near the damaged building. From this location, begin re-establishing trunk groups to the CLECs for the delivery of traffic normally found on the direct trunk groups. (This aggregation point may be the alternate access tandem location or another CO on a primary facility route.)

- g) Begin restoring service to CLECs and other customers.

5.2.4 Loss of a Facility Hub

In the event that BellSouth loses a facility hub, the recovery process is much the same as above. Once the NMC has observed the problem and administered the appropriate controls, the ECC will assume authority for the repairs. The recovery effort will include

- a) Placing specialists and emergency equipment on notice;
- b) Inventorying the damage to determinewhat equipment and/or functions are lost;
- c) Moving containerized emergency equipment to the stricken area, if necessary;
- d) Reconnecting service for Hospitals, Police and other emergency agencies; and
- e) Restoring service to CLECs and other customers. If necessary, BellSouth will aggregate the traffic at another location and build temporary facilities. This alternative would be viable for a location that is destroyed and building repairs are required.

5.3 COMBINED OUTAGE (CLEC AND BELLSOUTH EQUIPMENT)

In some instances, a disaster may impact BellSouth's equipment as well as the CLECs'. This situation will be handled in much the same way as described in Section 5.2.3. Since BellSouth and the CLECs will be utilizing temporary equipment, close coordination will be required.

6.0 T1 IDENTIFICATION PROCEDURES

During the restoration of service after a disaster, BellSouth may be forced to aggregate traffic for delivery to a CLEC. During this process, T1 traffic may be consolidated onto DS3s and may become unidentifiable to the Carrier. Because resources will be limited, BellSouth may be forced to "package" this traffic entirely differently than normally received by the CLECs. Therefore, a method for identifying the T1 traffic on the DS3s and providing the information to the Carriers is required.

7.0 ACRONYMS

- CO - Central Office (BellSouth)
- DS3 - Facility that carries 28 T1s (672 circuits)
- ECC - Emergency Control Center (BellSouth)
- CLEC - Competitive Local Exchange Carrier
- NMC - Network Management Center
- SWC - Serving Wire Center (BellSouth switch)
- T1 - Facility that carries 24 circuits

Hurricane Information

During a hurricane, BellSouth will make every effort to keep CLECs updated on the status of our network. Information centers will be set up throughout BellSouth Telecommunications. These centers are not intended to be used for escalations, but rather to keep the CLEC informed of network related issues, area damages and dispatch conditions, etc.

Hurricane-related information can also be found on line at http://www.interconnection.bellsouth.com/network/disaster/dis_resp.htm Information concerning Mechanized Disaster Reports can also be found at this website by clicking on CURRENT MDR REPORTS or by going directly to <http://www.interconnection.bellsouth.com/network/disaster/mdrs.htm>

BST Disaster Management Plan

BellSouth maintenance centers have geographical and redundant communication capabilities. In the event of a disaster removing any maintenance center from service another geographical center would assume maintenance responsibilities. The contact numbers will not change and the transfer will be transparent to the CLEC.

AMENDMENT TO
INTERCONNECTION AGREEMENT BETWEEN
BELLSOUTH TELECOMMUNICATIONS, INC.
AND
Xspedius Corp.
DATED January 1, 2000

This Agreement (the "Amendment") is made and entered into between BellSouth Telecommunications, Inc. ("BellSouth") a Georgia corporation, and Xspedius Corp ("Xspedius"), a Louisiana corporation.

WHEREAS, the Parties desire to amend that certain Interconnection Agreement between BellSouth and Xspedius dated January 1, 2000 (the "Interconnection Agreement") in order adopt the SQM attachment from ITC^Deltacom's interconnection agreements for Alabama and Tennessee.

NOW THEREFORE, in consideration of the mutual provisions contained herein and other good and valuable consideration, the receipt and sufficiency of which are hereby acknowledged, BellSouth and Xspedius hereby covenant and agree as follows:

1. The Interconnection Agreement is hereby amended to delete Attachment 9, Performance Measurements, in its entirety for the states Tennessee and Alabama, and replace them with the SQM for Tennessee hereto attached.
2. The Parties agree that all of the other provisions of the Interconnection Agreement, dated January 1, 2000, shall remain in full force and effect.
3. The Parties further agree that either or both of the Parties is authorized to submit this Amendment to the appropriate regulatory body having jurisdiction over the subject matter of this Amendment, for approval subject to Section 252(e) of the federal Telecommunications Act of 1996.

This Amendment is made effective upon the date that it is signed by both Parties.

IN WITNESS WHEREOF, the parties hereto have caused this Amendment to be executed by their respective duly authorized representatives on the data indicated below.

BellSouth Telecommunications, Inc.

Xpedius Corp.

By: Signature on File

By: Signature on File

Title: Managing Director
CFO

Title:

Date: 4-9-2002

Date: 4-4-2002

BellSouth Service Quality Measurement Plan (SQM)

Tennessee Performance Metrics

**Measurement Descriptions
Version 0.01**

Issue Date: March 12, 2001

Introduction

The BellSouth Service Quality Measurement Plan (SQM) describes in detail the measurements produced to evaluate the quality of service delivered to BellSouth's customers both wholesale and retail. The SQM was developed to respond to the requirements of the Communications Act of 1996 Section 251 (96 Act) which required BellSouth to provide non-discriminatory access to Competitive Local Exchange Carriers (CLEC)¹ and its Retail Customers. The reports produced by the SQM provide regulators, CLECs and BellSouth the information necessary to monitor the delivery of non-discriminatory access.

This plan results from the many divergent forces evolving from the 96 Act. The 96 Act, the Georgia Public Service Commission (GPSC) Order (orders of 12/30/97 and 1/12/01 in Docket 7892-U), LCUG 1-7.0, the FCC's NPRM (CC Docket 98-56 RM9101 04/17/98), the Louisiana Public Service Commission (LPSC) Order (Docket U-22252 Subdocket C 04/19/98), numerous arbitration cases, LPSC sponsored collaborative workshops (10/98-02/00), and proceedings in Alabama, Mississippi, and North Carolina have and continue to influence the SQM.

The SQM and the reports flowing from it must change to reflect the dynamic requirements of the industry. New measurements are added as new products, systems, and processes are developed and fielded. New products and services are added as the markets for them develop and the processes stabilize. The measurements are also changed to reflect changes in systems, correct errors, and respond to both 3rd Party audit requirements.

This document is intended for use by someone with knowledge of telecommunications industry, information technologies and a functional knowledge of the subject areas covered by the BellSouth Performance Measurements and the reports that flow from them.

Once it is approved, the most current copy of this document can be found on the web at URL: <https://pmap.bellsouth.com> in the Help folder.

1. Alternative Local Exchange Companies (ALEC) and Competitive Local Providers (CLP) are referred to as Competitive Local Exchange Carriers (CLEC) in this document.

Contents

Section 1: Operations Support Systems (OSS)

OSS-1:	Average Response Time and Response Interval (Pre-Ordering/Ordering) - - - - -	1-1
OSS-2:	Interface Availability (Pre-Ordering/Ordering) - - - - -	1-6
OSS-3:	Interface Availability (Maintenance & Repair) - - - - -	1-9
OSS-4:	Response Interval (Maintenance & Repair) - - - - -	1-11
PO-1:	Loop Makeup - Response Time – Manual - - - - -	1-13
PO-2:	Loop Make Up - Response Time - Electronic - - - - -	1-15

Section 2: Ordering

O-1:	Acknowledgement Message Timeliness - - - - -	2-1
O-2:	Acknowledgement Message Completeness - - - - -	2-3
O-3:	Percent Flow-Through Service Requests (Summary) - - - - -	2-5
O-4:	Percent Flow-Through Service Requests (Detail) - - - - -	2-8
O-5:	Flow-Through Error Analysis - - - - -	2-11
O-6:	CLEC LSR Information - - - - -	2-13
O-7:	Percent Rejected Service Requests - - - - -	2-19
O-8:	Reject Interval - - - - -	2-21
O-9:	Firm Order Confirmation Timeliness - - - - -	2-24
O-10:	Service Inquiry with LSR Firm Order Confirmation (FOC) Response Time Manual - - - - -	2-27
O-11:	Firm Order Confirmation and Reject Response Completeness - - - - -	2-29
O-12:	Speed of Answer in Ordering Center - - - - -	2-31
O-13:	LNP-Percent Rejected Service Requests - - - - -	2-33
O-14:	LNP-Reject Interval Distribution & Average Reject Interval - - - - -	2-35
O-15:	LNP-Firm Order Confirmation Timeliness Interval Distribution & Firm Order Confirmation Average Interval - - - - -	2-38

Section 3: Provisioning

P-1:	Mean Held Order Interval & Distribution Intervals - - - - -	3-1
P-2:	Average Jeopardy Notice Interval & Percentage of Orders Given Jeopardy Notices - - - - -	3-4
P-3:	Percent Missed Installation Appointments - - - - -	3-6
P-4:	Average Completion Interval (OCI) & Order Completion Interval Distribution - - - - -	3-8
P-5:	Average Completion Notice Interval - - - - -	3-11
P-6:	Coordinated Customer Conversions Interval - - - - -	3-14
P-6A:	Coordinated Customer Conversions – Hot Cut Timeliness % Within Interval and Average Interval - - - - -	3-16
P-6B:	Coordinated Customer Conversions – Average Recovery Time - - - - -	3-18
P-6C:	Coordinated Customer Conversions - % Provisioning Troubles Received Within 7 days of a completed Service Order - - - - -	3-20
P-7:	Cooperative Acceptance Testing - % of xDSL Loops Tested - - - - -	3-22
P-8:	% Provisioning Troubles within 30 days of Service Order Completion - - - - -	3-24
P-9:	Total Service Order Cycle Time (TSOCT) - - - - -	3-26
P-10:	LNP-Percent Missed Installation Appointments - - - - -	3-28
P-11:	LNP-Average Disconnect Timeliness Interval & Disconnect Timeliness Interval Distribution - - - - -	3-30
P-12:	LNP-Total Service Order Cycle Time (TSOCT) - - - - -	3-32

Section 4: Maintenance & Repair

M&R-1:	Missed Repair Appointments - - - - -	4-1
M&R-2:	Customer Trouble Report Rate - - - - -	4-3

M&R-3: Maintenance Average Duration	4-5
M&R-4: Percent Repeat Troubles within 30 Days	4-7
M&R-5: Out of Service (OOS) > 24 Hours	4-9
M&R-6: Average Answer Time – Repair Centers	4-11
M&R-7: Mean Time To Notify CLEC of Network Outages	4-12

Section 5: Billing

B-1: Invoice Accuracy	5-1
B2: Mean Time to Deliver Invoices	5-3
B3: Usage Data Delivery Accuracy	5-5
B4: Usage Data Delivery Completeness	5-7
B5: Usage Data Delivery Timeliness	5-9
B6: Mean Time to Deliver Usage	5-11
B7: Recurring Charge Completeness	5-13
B8: Non-Recurring Charge Completeness	5-14

Section 6: Operator Services And Directory Assistance

OS-1: Speed to Answer Performance/Average Speed to Answer - Toll	6-1
OS-2: Speed to Answer Performance/Percent Answered with “X” Seconds – Toll	6-3
DA-1: Speed to Answer Performance/Average Speed to Answer – Directory Assistance (DA)	6-4
DA-2: Speed to Answer Performance/Percent Answered within “X” Seconds – Directory Assistance (DA)	6-5

Section 7: Database Update Information

D-1: Average Database Update Interval	7-1
D-2: Percent Database Update Accuracy	7-3
D-3: Percent NXXs and LRNs Loaded by the LERG Effective Date	7-5

Section 8: E911

E-1: Timeliness	8-1
E-2: Accuracy	8-3
E-3: Mean Interval	8-4

Section 9: Trunk Group Performance

TGP-1: Trunk Group Performance-Aggregate	9-1
TGP-2: Trunk Group Performance-CLEC Specific	9-3

Section 10: Collocation

C-1: Collocation Average Response Time	10-1
C-2: Collocation Average Arrangement Time	10-3
C-3: Collocation Percent of Due Dates Missed	10-5

Section 11: Change Management

CM-1: Timeliness of Change Management Notices	11-1
CM-2: Change Management Notice Average Delay Days	11-3
CM-3: Timeliness of Documents Associated with Change	11-4
CM-4: Change Management Documentation Average Delay Days	11-5
CM-5: Notification of CLEC Interface Outages	11-7

Appendix A: Reporting Scope ----- A-1

A-1: Standard Service Groupings	A-1
A-2: Standard Service Order Activities	A-1

Appendix B: Glossary of Acronyms and Terms ----- B-1

Appendix C: BellSouth Audit Policy ----- **C-1**
C-1: BellSouth's Internal Audit Policy ----- C-1
C-2: BellSouth's External Audit Policy ----- C-1

Section 1: Operations Support Systems (OSS)

OSS-1: Average Response Time and Response Interval (Pre-Ordering/Ordering)

Definition

Average response time and response intervals are the average times and number of requests responded to within certain intervals for accessing legacy data associated with appointment scheduling, service & feature availability, address verification, request for Telephone numbers (TNs), and Customer Service Records (CSRs).

Exclusions

None

Business Rules

The average response time for retrieving pre-order/order information from a given legacy system is determined by summing the response times for all requests submitted to the legacy systems during the reporting period and dividing by the total number of legacy system requests for that month.

The response interval starts when the client application (LENS or TAG for CLECs and RNS or ROS for BellSouth) submits a request to the legacy system and ends when the appropriate response is returned to the client application. The number of accesses to the legacy systems during the reporting period which take less than 2.3 seconds, the number of accesses which take more than 6 seconds, and the number which are less than or equal to 6.3 seconds are also captured.

Calculation

Response Time = (a - b)

- a = Date & Time of Legacy Response
- b = Date & Time of Legacy Request

Average Response Time = c ÷ d

- c = Sum of Response Times
- d = Number of Legacy Requests During the Reporting Period

Report Structure

- Not CLEC Specific
- Not product/service specific
- Regional Level

Data Retained

Relating to CLEC Experience	Relating to BellSouth Performance
<ul style="list-style-type: none"> • Report month • Legacy Contract (per reporting dimension) • Response Interval • Regional Scope 	<ul style="list-style-type: none"> • Report month • Legacy Contract (per reporting dimension) • Response Interval • Regional Scope

SQM Disaggregation - Analog/Benchmark

SQM Level of Disaggregation	SQM Analog/Benchmark
<ul style="list-style-type: none"> • RSAG – Address (Regional Street Address Guide-Address) – stores street address information used to validate customer addresses. CLECs and BellSouth query this legacy system. • RSAG – TN (Regional Street Address Guide-Telephone number) – contains information about facilities available and telephone numbers working at a given address. CLECs and BellSouth query this legacy system. • ATLAS (Application for Telephone Number Load Administration and Selection) – acts as a warehouse for storing telephone numbers that are available for assignment by the system. It enables CLECs and BellSouth service reps to select and reserve telephone numbers. CLECs and BellSouth query this legacy system. • COFFI (Central Office Feature File Interface) – stores information about product and service offerings and availability. CLECs query this legacy system. • DSAP (DOE Support Application) – provides due date information. CLECs and BellSouth query this legacy system. • HAL/CRIS (Hands-Off Assignment Logic/Customer Record Information System) – a system used to access the Business Office Customer Record Information System (BOCRIS). It allows BellSouth servers, including LENS, access to legacy systems. CLECs query this legacy system. • P/SIMS (Product/Services Inventory Management system) – provides information on capacity, tariffs, inventory and service availability. CLECs query this legacy system. • OASIS (Obtain Available Services Information Systems) – Information on feature and rate availability. BellSouth queries this legacy system. 	<ul style="list-style-type: none"> • Parity + 4 seconds.

OSS-1: Average Response Time and Response Interval (Pre-Ordering/Ordering)

Table 1: Legacy System Access Times For RNS

System	Contract	Data	< 2.3 sec.	> 6 sec.	≤ 6.3 sec.	Avg. Sec.	# of Calls
RSAG	RSAG-TN	Address	x	x	x	x	x
RSAG	RSAG-ADDR	Address	x	x	x	x	x
ATLAS	ATLAS-TN	TN	x	x	x	x	x
DSAP	DSAP-DDI	Schedule	x	x	x	x	x
CRIS	CRSACCTS	CSR	x	x	x	x	x
OASIS	OASISBSN	Feature/Service	x	x	x	x	x
OASIS	OASISCAR	Feature/Service	x	x	x	x	x
OASIS	OASISLPC	Feature/Service	x	x	x	x	x
OASIS	OASISMTN	Feature/Service	x	x	x	x	x
OASIS	OASISBIG	Feature/Service	x	x	x	x	x

Table 2: Legacy System Access Times For R0S

System	Contract	Data	< 2.3 sec.	> 6 sec.	≤6.3 sec.	Avg. sec.	# of Calls
RSAG	RSAG-TN	Address	x	x	x	x	x
RSAG	RSAG-ADDR	Address	x	x	x	x	x
ATLAS	ATLAS-TN	TN	x	x	x	x	x
DSAP	DSAP-DDI	Schedule	x	x	x	x	x
CRIS	CRSOCSR	CSR	x	x	x	x	x
OASIS	OASISBIG	Feature/Service	x	x	x	x	x

Table 3: Legacy System Access Times For LENS

System	Contract	Data	< 2.3 sec.	> 6 sec.	≤6.3 sec.	Avg. sec.	# of Calls
RSAG	RSAG-TN	Address	x	x	x	x	x
RSAG	RSAG-ADDR	Address	x	x	x	x	x
ATLAS	ATLAS-TN	TN	x	x	x	x	x
DSAP	DSAP-DDI	Schedule	x	x	x	x	x
HAL	HAL/CRIS	CSR	x	x	x	x	x
COFFI	COFFI/USOC	Feature/Service	x	x	x	x	x
P/SIMS	PSIMS/ORB	Feature/Service	x	x	x	x	x

Table 4: Legacy System Access Times For TAG

System	Contract	Data	< 2.3 sec.	> 6 sec.	≤6.3 sec.	Avg. sec.	# of Calls
RSAG	RSAG-TN	Address	x	x	x	x	x
RSAG	RSAG-ADDR	Address	x	x	x	x	x
ATLAS	ATLAS-TN	TN	x	x	x	x	x
ATLAS	ATLAS-MLH	TN	x	x	x	x	x
ATLAS	ATLAS-DID	TN	x	x	x	x	x
DSAP	DSAP-DDI	Schedule	x	x	x	x	x
CRIS	CRSEINIT	CSR	x	x	x	x	x
CRIS	CRSECSR	CSR	x	x	x	x	x

SEEM Measure

SEEM Measure		
Yes	Tier I	
	Tier II	X

Note: CLEC specific data is not available in this measure. Queries of this sort do not have company specific signatures.

SEEM Disaggregation - Analog/Benchmark

SEEM Disaggregation	SEEM Analog/Benchmark
<ul style="list-style-type: none"> • RSAG – Address (Regional Street Address Guide-Address) – stores street address information used to validate customer addresses. CLECs and BellSouth query this legacy system. • RSAG – TN (Regional Street Address Guide-Telephone number) – contains information about facilities available and telephone numbers working at a given address. CLECs and BellSouth query this legacy system. • ATLAS (Application for Telephone Number Load Administration and Selection) – acts as a warehouse for storing telephone numbers that are available for assignment by the system. It enables CLECs and BellSouth service reps to select and reserve telephone numbers. CLECs and BellSouth query this legacy system. • COFFI (Central Office Feature File Interface) – stores information about product and service offerings and availability. CLECs query this legacy system. • DSAP (DOE Support Application) – provides due date information. CLECs and BellSouth query this legacy system. • HAL/CRIS (Hands-Off Assignment Logic/Customer Record Information System) – a system used to access the Business Office Customer Record Information System (BOCRIS). It allows BellSouth servers, including LENS, access to legacy systems. CLECs query this legacy system. • P/SIMS (Product/Services Inventory Management system) – provides information on capacity, tariffs, inventory and service availability. CLECs query this legacy system. • OASIS (Obtain Available Services Information Systems) – Information on feature and rate availability. BellSouth queries this legacy system. 	<ul style="list-style-type: none"> • Percent Response Received within 6.3 seconds: > 95%

OSS-1: Average Response Time and Response Interval (Pre-Ordering/Ordering)

SEEM OSS Legacy Systems

System	BellSouth	CLEC
Telephone Number/Address		
RSAG	RNS, ROS	TAG, LENS
Atlas	RNS, ROS	TAG, LENS
DSAP	RNS, ROS	TAG, LENS
CSR Data		
CRSACCTS	RNS	
CRSOCSR	ROS	
HAL/CRIS		LENS
CRSE INIT		TAG
CRSOCSR		TAG
Service/Feature Availability		
OASISBSN	RNS	
OASISCAR	RNS	
OASISLPC	RNS	

System	BellSouth	CLEC
OASISMTN	RNS	
OASISBIG	RNS, ROS	
COFFI/USOC		LENS
PSIMS/ORB		LENS

OSS-1: Average Response Time and Response Interval (Pre-Ordering/Ordering)

OSS-2: Interface Availability (Pre-Ordering/Ordering)

Definition

Percent of time OSS interface is functionally available compared to scheduled availability. Availability percentages for CLEC interface systems and for all Legacy systems accessed by them are captured. (“Functional Availability” is the amount of time in hours during the reporting period that the legacy systems are available to users. The planned System Scheduled Availability is the time in hours per day that the legacy system is scheduled to be available.)

Scheduled availability is posted on the ICS Operations internet site: (www.interconnection.bellsouth.com/oss/osshour.html)

Exclusions

None

Business Rules

This measurement captures the availability percentages for the BellSouth systems, which are used by CLECs during Pre-Ordering functions. Comparing the percentages to BellSouth results allows conclusions as to whether an equal opportunity exists for the CLEC to deliver a comparable customer experience.

Note: Only full outages are used in the calculation of Application Availability.

A full outage is incurred when any of the following circumstances exist:

- The application or system is down.
- The application or system is inaccessible, for any reason, by the customers who normally access the application or system.
- More than one work center cannot access the application or system for any reason.
- When only one work center accesses an application or system and 40% or more of the clients in that work center cannot access the application.
- When 40% of the functions the clients normally perform or 40% of the functionality that is normally provided by an application or system is unavailable.

Calculation

Interface Availability (Pre-Ordering/Ordering) = $(a \div b) \times 100$

- a = Functional Availability
- b = Scheduled Availability

Report Structure

- Not CLEC Specific
- Not product/service specific
- Regional Level

Data Retained

Relating to CLEC Experience	Relating to BellSouth Performance
Report month <ul style="list-style-type: none"> • Legacy Contract Type (per reporting dimension) • Regional Scope • Hours of Downtime 	Report month <ul style="list-style-type: none"> • Legacy Contract Type (per reporting dimension) • Regional Scope

SQM Disaggregation - Analog/Benchmark

SQM Level of Disaggregation	SQM Analog/Benchmark
<ul style="list-style-type: none"> • Regional Level 	<ul style="list-style-type: none"> • $\geq 99.5\%$

OSS Interface Availability

OSS Interface	Applicable to	% Availability
EDI	CLEC	x
HAL	CLEC	x
LENS	CLEC	x
LEO Mainframe	CLEC	x
LEO UNIX	CLEC	x
LESOG	CLEC	x
PSIMS	CLEC	x
TAG	CLEC	x
ATLAS/COFFI	CLEC/BellSouth	x
BOCRIS	CLEC/BellSouth	x
DSAP	CLEC/BellSouth	x
RSAG	CLEC/BellSouth	x
SOCS	CLEC/BellSouth	x
SONGS	CLEC/BellSouth	x
RNS	BellSouth	Under Development
ROS	BellSouth	Under Development

OSS-2: Interface Availability (Pre-Ordering/Ordering)

SEEM Measure

SEEM Measure		
Yes	Tier I	
	Tier II	X

SEEM Disaggregation - Analog/Benchmark

SEEM Disaggregation	SEEM Analog/Benchmark
<ul style="list-style-type: none"> Regional Level 	<ul style="list-style-type: none"> ≥ 99.5%

SEEM OSS Interface Availability

OSS Interface	Applicable to	% Availability
EDI	CLEC	x
HAL	CLEC	x
LENS	CLEC	x
LEO Mainframe	CLEC	x
LEO UNIX	CLEC	x
LESOG	CLEC	x
PSIMS	CLEC	x
TAG	CLEC	x

OSS-2: Interface Availability (Pre-Ordering/Ordering)

OSS-3: Interface Availability (Maintenance & Repair)

Definition

This measures the percentage of time the OSS Interface is functionally available compared to scheduled availability. Availability percentage for the CLEC and BellSouth interface systems and for the legacy systems accessed by them are captured.

Exclusions

None

Business Rules

This measure is designed to compare the OSS availability versus scheduled availability of BellSouth's legacy systems.

Note: Only full outages are used in the calculation of Application Availability. A full outage is incurred when any of the following circumstances exists:

- The application or system is down.
- The application or system is inaccessible, for any reason, by the customers who normally access the application or system.
- More than one work center cannot access the application or system for any reason.
- When only one work center accesses an application or system and 40% or more of the clients in that work center cannot access the application.
- When 40% of the functions the clients normally perform or 40% of the functionality that is normally provided by an application or system is unavailable.

Calculation

OSS Interface Availability $(a \div b) \times 100$

- a = Functional Availability
- b = Scheduled Availability

Report Structure

- Not CLEC Specific
- Not product/service specific
- Regional Level

Data Retained

Relating to CLEC Experience	Relating to BellSouth Performance
<ul style="list-style-type: none"> • Availability of CLEC TAFI • Availability of LMOS HOST, MARCH, SOCS, CRIS, PREDICTOR, LNP and OSPCM • ECTA 	<ul style="list-style-type: none"> • Availability of BellSouth TAFI • Availability of LMOS HOST, MARCH, SOCS, CRIS, PREDICTOR, LNP and OSPCM

SQM Disaggregation - Analog/Benchmark

SQM Level of Disaggregation	Retail Analog/Benchmark
<ul style="list-style-type: none"> • Regional Level 	<ul style="list-style-type: none"> • $\geq 99.5\%$

OSS Interface Availability (M&R)

OSS Interface	% Availability
BellSouth TAFI	x
CLEC TAFI	x
CLEC ECTA	x
BellSouth & CLEC	x
CRIS	x
LMOS HOST	x
LNP	x
MARCH	x
OSPCM	x
PREDICTOR	x
SOCS	x

SEEM Measure

SEEM Measure		
Yes	Tier I	
	Tier II	X

SEEM Disaggregation - Analog/Benchmark

SEEM Disaggregation	SEEM Analog/Benchmark
• Regional Level	• ≥ 99.5%

OSS Interface Availability (M&R)

OSS Interface	% Availability
CLEC TAFI	x
CLEC ECTA	x

OSS-4: Response Interval (Maintenance & Repair)

Definition

The response intervals are determined by subtracting the time a request is received on the BellSouth side of the interface from the time the response is received from the legacy system. Percentages of requests falling into each interval category are reported, along with the actual number of requests falling into those categories.

Exclusions

None

Business Rules

This measure is designed to monitor the time required for the CLEC and BellSouth interface system to obtain from BellSouth's legacy systems the information required to handle maintenance and repair functions. The clock starts on the date and time when the request is received on the BellSouth side of the interface and the clock stops when the response has been transmitted through that same point to the requester.

Note: The OSS Response Interval BellSouth Total Report is a combination of BellSouth Residence and Business Total.

Calculation

OSS Response Interval = (a - b)

- a = Query Response Date and Time
- b = Query Request Date and Time

Percent Response Interval (per category) = (c ÷ d) X 100

- c = Number of Response Intervals in category "X"
- d = Number of Queries Submitted in the Reporting Period

where, "X" is ≤ 4, > 4 ≤ 10, ≤ 10, > 10, or > 30 seconds.

Report Structure

- Not CLEC Specific
- Not product/service specific
- Regional Level

Data Retained

Relating to CLEC Experience	Relating to BellSouth Performance
<ul style="list-style-type: none"> • CLEC Transaction Intervals 	<ul style="list-style-type: none"> • BellSouth Business and Residential Transactions Intervals

SQM Disaggregation - Analog/Benchmark

SQM Level of Disaggregation	Retail Analog/Benchmark:
<ul style="list-style-type: none"> • Regional Level 	<ul style="list-style-type: none"> • Parity

Legacy System Access Times for M&R

System	BellSouth & CLEC	Count				
		≤ 4	> 4 ≤ 10	≤ 10	> 10	> 30
CRIS	x	x	x	x	x	x
DLETH	x	x	x	x	x	x
DLR	x	x	x	x	x	x
LMOS	x	x	x	x	x	x
LMOSupd	x	x	x	x	x	x
LNP	x	x	x	x	x	x
MARCH	x	x	x	x	x	x
OSPCM	x	x	x	x	x	x
Predictor	x	x	x	x	x	x
SOCS	x	x	x	x	x	x
NIW	x	x	x	x	x	x

OSS-4: Response Interval (Maintenance & Repair)

SEEM Measure

SEEM Measure		
No	Tier I	
	Tier II	

SEEM Disaggregation - Analog/Benchmark

SEEM Disaggregation	SEEM Analog/Benchmark
Not Applicable	Not Applicable

PO-1: Loop Makeup - Response Time – Manual

Definition

This report measures the average interval and percent within the interval from the submission of a Manual Loop Makeup Service Inquiry (LMUSI) to the distribution of Loop Makeup information back to the CLEC.

Exclusions

- Inquiries, which are submitted electronically.
- Designated Holidays are excluded from the interval calculation.
- Weekend hours from 5:00PM Friday until 8:00AM Monday are excluded from the interval calculation.
- Canceled Inquiries.

Business Rules

The CLEC Manual Loop Makeup Service Inquiry (LMUSI) process includes inquiries submitted via mail or FAX to BellSouth's Complex Resale Support Group (CRSG).

This measurement combines three intervals:

1. From receipt of the Service Inquiry for Loop Makeup to hand off to the Service Advocacy Center (SAC) for "Look-up."
2. From SAC start date to SAC complete date.
3. From SAC complete date to date the Complex Resale Support Group (CRSG) distributes loop makeup information back to the CLEC.

The "Receive Date" is defined as the date the Manual LMUSI is received by the CRSG. It is counted as day Zero. LMU "Return Date" is defined as the date the LMU information is sent back to the CLEC from BellSouth. The interval calculation is reset to Zero when a CLEC initiated change occurs on the Manual LMU request.

Note: The Loop Make Up Service Inquiry Form does not require the CLEC to furnish the type of Loop. The CLEC determines whether the loop makeup will support the type of service they wish to order or not and qualifies the loop. If the loop makeup will support the service, a firm order LSR is submitted by the CLEC.

Calculation

Response Interval = (a - b)

- a = Date and Time LMUSI returned to CLEC
- b = Date and Time the LMUSI is received

Average Interval = (c ÷ d)

- c = Sum of all Response Intervals
- d = Total Number of LMUSIs received within the reporting period

Percent within interval = (e ÷ f) X 100

- e = Total LMUSIs received within the interval
- f = Total Number of LMUSIs processed within the reporting period

Report Structure

- CLEC Aggregate
- CLEC Specific
- Geographic Scope
 - State
 - Region
- Interval for manual LMUs:
 - 0 – 1 day
 - >1 – 2 days
 - >2 – 3 days
 - 0 - ≤ 3 days
 - >3 – 6 days

- >6 – 10 days
- > 10 days
- Average Interval in days

Data Retained

Relating to CLEC Experience	Relating to BellSouth Experience
<ul style="list-style-type: none"> • Report Month • Total Number of Inquiries • SI Intervals • State and Region 	

SQM Disaggregation - Analog/Benchmark

SQM Level of Disaggregation	Retail Analog/Benchmark
<ul style="list-style-type: none"> • Loops 	Benchmark <ul style="list-style-type: none"> • 95% in 3 Business Days

SEEM Measure

SEEM Measure		
Yes	Tier I	
	Tier II	X

SEEM Disaggregation - Analog/Benchmark

SEEM Disaggregation	SEEM Analog/Benchmark
<ul style="list-style-type: none"> • Loops 	Benchmark <ul style="list-style-type: none"> • 95% in 3 Business Days

PO-2: Loop Make Up - Response Time - Electronic

Definition

This report measures the average interval and the percent within the interval from the electronic submission of a Loop Makeup Service Inquiry (LMUSI) to the distribution of Loop Makeup information back to the CLEC.

Exclusions

- Manually submitted inquiries.
- Designated Holidays are excluded from the interval calculation.
- Canceled Requests.

Business Rules

The response interval starts when the CLEC's Mechanized Loop Makeup Service Inquiry (LMUSI) is submitted electronically through the Operational Support Systems interface, LENS, TAG or RoboTAG. It ends when BellSouth's Loop Facility Assignment and Control System (LFACS) responds electronically to the CLEC with the requested Loop Makeup data via LENS, TAG or RoboTAG Interfaces.

Note: The Loop Make Up Service Inquiry Form does not require the CLEC to furnish the type of Loop. The CLEC determines whether the loop makeup will support the type of service they wish to order or not and qualifies the loop. If the loop makeup will support the service, a firm order LSR is submitted by the CLEC. EDI is not a pre-ordering system, and, therefore, is not applicable in this measure.

Calculation

Response Interval = (a - b)

- a = Date and Time LMUSI returned to CLEC
- b = Date and Time the LMUSI is received

Average Interval = (c ÷ d)

- c = Sum of all response intervals
- d = Total Number of LMUSIs received within the reporting period

Percent within interval = (e ÷ f) X 100

- e = Total LMUSIs received within the interval
- f = Total Number of LMUSIs processed within the reporting period

Report Structure

- CLEC Aggregate
- CLEC Specific
- Geographic Scope
 - State
 - Region
- Interval for electronic LMUSIs:
 - 0 – 1 minute
 - >1 – 5 minutes
 - 0 - ≤ 5 minutes
 - > 5 – 8 minutes
 - > 8 – 15 minutes
 - > 15 minutes
- Average Interval in minutes

Data Retained

Relating to CLEC Experience	Relating to BellSouth Experience
<ul style="list-style-type: none"> • Report Month • Legacy Contract • Response Interval • Regional Scope 	<ul style="list-style-type: none"> • Not Applicable

SQM Disaggregation - Analog/Benchmark

SQM LEVEL of Disaggregation	Retail Analog/Benchmark
<ul style="list-style-type: none"> • Loop 	Benchmark <ul style="list-style-type: none"> • 90% in 5 Minutes (Reassess after 6 months - new system)

SEEM Measure

SEEM Measure		
Yes	Tier I	
	Tier II	X

SEEM Disaggregation - Analog/Benchmark

SEEM Disaggregation	SEEM Analog/Benchmark
<ul style="list-style-type: none"> • Loop 	<ul style="list-style-type: none"> • 90% in 5 Minutes (Reassess after 6 months - new system)

PO-2: Loop Make Up - Response Time - Electronic

Section 2: Ordering

O-1: Acknowledgement Message Timeliness

Definition

This measurement provides the response interval from the time an LSR is electronically submitted via EDI or TAG until an acknowledgement notice is sent by the system.

Exclusions

None

Business Rules

The process includes EDI & TAG system functional acknowledgements for all Local Service Requests (LSRs) which are electronically submitted by the CLEC. The start time is the receipt time of the LSR at BellSouth's side of the interface (gateway). The end time is when the acknowledgement is transmitted by BellSouth at BellSouth's side of the interface (gateway). If more than one CLEC uses the same ordering center, an Acknowledgement Message will be returned to the "Aggregator", however, BellSouth will not be able to determine which specific CLEC this message represented.

Calculation

Response Interval = (a - b)

- a = Date and Time Acknowledgement Notices returned to CLEC
- b = Date and Time LSRs electronically submitted by the CLEC via EDI or TAG respectively

Average Response Interval = (c ÷ d)

- c = Sum of all Response Intervals
- d = Total number of electronically submitted LSRs received, from CLECs via EDI or TAG respectively, in the Reporting Period.

Reporting Structure

- CLEC Aggregate
- CLEC Specific
- Geographic Scope
 - State
 - Region
- Electronically Submitted LSRs
 - 0 – ≤10 minutes
 - > 10 – ≤20 minutes
 - > 20 – ≤30 minutes
 - 0 – ≤ 30 minutes
 - > 30 – ≤45 minutes
 - > 45 – ≤60 minutes
 - > 60 – ≤120 minutes
 - > 120 minutes
- Average interval for electronically submitted LSRs in minutes

Data Retained

Relating to CLEC Experience	Relating to BellSouth Experience
<ul style="list-style-type: none"> • Report month • Record of functional acknowledgements 	<ul style="list-style-type: none"> • Not Applicable

SQM Disaggregation - Analog/Benchmark

SQM LEVEL of Disaggregation	Retail Analog/Benchmark
<ul style="list-style-type: none"> • EDI 	<ul style="list-style-type: none"> • EDI – 90% within 30 minutes (6 months – 95% within 30 minutes)
<ul style="list-style-type: none"> • TAG 	<ul style="list-style-type: none"> • TAG – 95% within 30 minutes

SEEM Measure

SEEM Measure		
Yes	Tier I	X
	Tier II	X

SEEM Disaggregation - Analog/Benchmark

SEEM Disaggregation	SEEM Analog/Benchmark
<ul style="list-style-type: none"> • EDI 	<ul style="list-style-type: none"> • EDI – 90% within 30 minutes (6 months – 95% within 30 minutes)
<ul style="list-style-type: none"> • TAG 	<ul style="list-style-type: none"> • TAG – 95% within 30 minutes

O-2: Acknowledgement Message Completeness

Definition

This measurement provides the percent of LSRs received via EDI or TAG, which are acknowledged electronically.

Exclusions

Manually submitted LSRs

Business Rules

EDI and TAG send Functional Acknowledgements for all LSRs, which are electronically submitted by a CLEC. If more than one CLEC uses the same ordering center, an Acknowledgement Message will be returned to the "Aggregator", however, BellSouth will not be able to determine which specific CLEC this message represented. The Acknowledgement Message is returned prior to the determination of whether the LSR will be partially mechanized or fully mechanized.

Calculation

Acknowledgement Completeness = $(a \div b) \times 100$

- a = Total number of Functional Acknowledgements returned in the reporting period for LSRs electronically submitted by EDI or TAG respectively
- b = Total number of electronically submitted LSRs received in the reporting period by EDI or TAG respectively

Report Structure

- CLEC Aggregate
- CLEC Specific
- Geographic Scope
 - State
 - Region

Note: Acknowledgement message is generated before the system recognizes whether this message (LSR) will be partially or fully mechanized.

Data Retained

Relating to CLEC Experience	Relating to BellSouth Experience
<ul style="list-style-type: none"> • Report month • Record of functional acknowledgements 	<ul style="list-style-type: none"> • Not Applicable

SQM Disaggregation - Analog/Benchmark

SQM LEVEL of Disaggregation	Retail Analog/Benchmark
<ul style="list-style-type: none"> • EDI • TAG 	<ul style="list-style-type: none"> • Benchmark: 100%

SEEM Measure

SEEM Measure		
Yes	Tier I	X
	Tier II	X

SEEM Disaggregation - Analog/Benchmark

SEEM Disaggregation	SEEM Analog/Benchmark
<ul style="list-style-type: none">• EDI• TAG	<ul style="list-style-type: none">• Benchmark: 100%

O-3: Percent Flow-Through Service Requests (Summary)

Definition

The percentage of Local Service Requests (LSR) and LNP Local Service Requests (LNP LSRs) submitted electronically via the CLEC mechanized ordering process that flow through and reach a status for a FOC to be issued, without manual intervention.

Exclusions

- Fatal Rejects
- Auto Clarification
- Manual Fallout
- CLEC System Fallout

Business Rules

The CLEC mechanized ordering process includes all LSRs, including supplements (subsequent versions) which are submitted through one of the three gateway interfaces (TAG, EDI and LENS), that flow through and reach a status for a FOC to be issued, without manual intervention. These LSRs can be divided into two classes of service: Business and Residence, and two types of service: Resale, and Unbundled Network Elements (UNE). The CLEC mechanized ordering process does not include LSRs which are submitted manually (for example, fax and courier) or are not designed to flow through (for example, Manual Fallout.)

Definitions:

Fatal Rejects: Errors that prevent an LSR, submitted electronically by the CLEC, from being processed further. When an LSR is submitted by a CLEC, LEO/LNP Gateway will perform edit checks to ensure the data received is correctly formatted and complete. For example, if the PON field contains an invalid character, LEO/LNP Gateway will reject the LSR and the CLEC will receive a Fatal Reject.

Auto-Clarification: Clarifications that occur due to invalid data within the LSR. LESOG/LAUTO will perform data validity checks to ensure the data within the LSR is correct and valid. For example, if the address on the LSR is not valid according to RSAG, or if the LNP is not available for the NPA NXXX requested, the CLEC will receive an Auto-Clarification.

Manual Fallout: Planned Fallout that occur by design. Certain LSRs are designed to fallout of the Mechanized Order Process due to their complexity. These LSRs are manually processed by the LCSC. When a CLEC submits an LSR, LESOG/LAUTO will determine if the LSR should be forwarded to LCSC for manual handling. Following are the categories for Manual Fallout:

- | | |
|---|--|
| 1. Complex* | 8. Denials-restore and conversion, or disconnect and conversion orders |
| 2. Special pricing plans | 9. Class of service invalid in certain states with some types of service |
| 3. Some Partial migrations | 10. Low volume such as activity type "T" (move) |
| 4. New telephone number not yet posted to BOCRIS | 11. More than 25 business lines, or more than 15 loops |
| 5. Pending order review required | 12. Transfer of calls option for the CLEC end users |
| 6. CSR inaccuracies such as invalid or missing CSR data in CRIS | 13. Directory Listings (Indentions and Captions) |
| 7. Expedites (requested by the CLEC) | |

* for a list of services, including complex services, and whether LSRs issued for the services are eligible to flow through.

Total System Fallout: Errors that require manual review by the LSCS to determine if the error is caused by the CLEC, or is due to BellSouth system functionality. If it is determined the error is caused by the CLEC, the LSR will be sent back to the CLEC for clarification. If it is determined the error is BellSouth caused, the LCSC representative will correct the error, and the LSR will continue to be processed.

Z Status: LSRs that receive a supplemental LSR submission prior to final disposition of the original LSR.

Calculation

Percent Flow Through = $a \div [b - (c + d + e + f)] \times 100$

- a = The total number of LSRs that flow through LESOG/LAUTO and reach a status for a FOC to be issued
- b = the number of LSRs passed from LEO/LNP Gateway to LESOG/LAUTO
- c = the number of LSRs that fall out for manual processing
- d = the number of LSRs that are returned to the CLEC for clarification
- e = the number of LSRs that contain errors made by CLECs
- f = the number of LSRs that receive a Z status.

Percent Achieved Flow Through = $a \div [b - (c + d + e)] \times 100$

- a = the number of LSRs that flow through LESOG/LAUTO and reach a status for a FOC to be issued.
- b = the number of LSRs passed from LEO/LNP Gateway to LESOG/LAUTO
- c = the number of LSRs that are returned to the CLEC for clarification
- d = the number of LSRs that contain errors made by CLECs
- e = the number of LSRs that receive Z status

Report Structure

- CLEC Aggregate
 - Region

Data Retained

Relating to CLEC Experience	Relating to BellSouth Performance:
<ul style="list-style-type: none"> • Report month • Total number of LSRs received, by interface, by CLEC <ul style="list-style-type: none"> - TAG - EDI - LENS • Total number of errors by type, by CLEC <ul style="list-style-type: none"> - Fatal rejects - Auto clarification - CLEC caused system fallout • Total number of errors by error code • Total fallout for manual processing 	<ul style="list-style-type: none"> • Report month • Total number of errors by type <ul style="list-style-type: none"> - BellSouth system error

SQM Disaggregation - Analog/Benchmark

SQM Level of Disaggregation	Retail Analog/Benchmark ^a
• Residence	• Benchmark: 95%
• Business	• Benchmark: 90%
• UNE	• Benchmark: 85%
• LNP	• Benchmark: 85%

a. Benchmarks do not apply to the "Percent Achieved Flow Through."

SEEM Measure

SEEM Measure		
Yes	Tier I	
	Tier II	X

SEEM Disaggregation - Analog/Benchmark

SEEM Disaggregation	SEEM Analog/Benchmark ^a
• Residence	• Benchmark: 95%
• Business	• Benchmark: 90%
• UNE	• Benchmark: 85%
• LNP	• Benchmark: 85%

a. Benchmarks do not apply to the "Percent Achieved Flow Through."

O-4: Percent Flow-Through Service Requests (Detail)

Definition

A detailed list, by CLEC, of the percentage of Local Service Requests (LSR) and LNP Local Service Requests (LNP LSRs) submitted electronically via the CLEC mechanized ordering process that flow through and reach a status for a FOC to be issued, without manual or human intervention.

Exclusions

- Fatal Rejects
- Auto Clarification
- Manual Fallout
- CLEC System Fallout

Business Rules

The CLEC mechanized ordering process includes all LSRs, including supplements (subsequent versions) which are submitted through one of the three gateway interfaces (TAG, EDI, and LENS), that flow through and reach a status for a FOC to be issued, without manual intervention. These LSRs can be divided into two classes of service: Business and Residence, and three types of service: Resale, and Unbundled Network Elements (UNE) and specials. The CLEC mechanized ordering process does not include LSRs, which are submitted manually (for example, fax and courier) or are not designed to flow through (for example, Manual Fallout.)

Definitions:

Fatal Rejects: Errors that prevent an LSR, submitted electronically by the CLEC, from being processed further. When an LSR is submitted by a CLEC, LEO/LNP Gateway will perform edit checks to ensure the data received is correctly formatted and complete. For example, if the PON field contains an invalid character, LEO/LNP Gateway will reject the LSR and the CLEC will receive a Fatal Reject.

Auto-Clarification: Clarifications that occur due to invalid data within the LSR. LESOG/LAUTO will perform data validity checks to ensure the data within the LSR is correct and valid. For example, if the address on the LSR is not valid according to RSAG, or if the LNP is not available for the NPA NXXX requested, the CLEC will receive an Auto-Clarification.

Manual Fallout: Planned Fallout that occur by design. Certain LSRs are designed to fallout of the Mechanized Order Process due to their complexity. These LSRs are manually processed by the LCSC. When a CLEC submits an LSR, LESOG/LAUTO will determine if the LSR should be forwarded to LCSC for manual handling. Following are the categories for Manual Fallout:

- | | |
|---|--|
| 1. Complex* | 8. Denials-restore and conversion, or disconnect and conversion orders |
| 2. Special pricing plans | 9. Class of service invalid in certain states with some types of service |
| 3. Some Partial migrations | 10. Low volume such as activity type "T" (move) |
| 4. New telephone number not yet posted to BOCRIS | 11. More than 25 business lines, or more than 15 loops |
| 5. Pending order review required | 12. Transfer of calls option for the CLEC end users |
| 6. CSR inaccuracies such as invalid or missing CSR data in CRIS | 13. Directory Listings (Indentions and Captions) |
| 7. Expedites (requested by the CLEC) | |

* for a list of services, including complex services, and whether LSRs issued for the services are eligible to flow through.

Total System Fallout: Errors that require manual review by the LSCS to determine if the error is caused by the CLEC, or is due to BellSouth system functionality. If it is determined the error is caused by the CLEC, the LSR will be sent back to the CLEC for clarification. If it is determined the error is BellSouth caused, the LCSC representative will correct the error, and the LSR will continue to be processed.

Z Status: LSRs that receive a supplemental LSR submission prior to final disposition of the original LSR.

Calculation

$$\text{Percent Flow Through} = a \div [b - (c + d + e + f)] \times 100$$

- a = The total number of LSRs that flow through LESOG/LAUTO and reach a status for a FOC to be issued
- b = the number of LSRs passed from LEO/LNP Gateway to LESOG/LAUTO
- c = the number of LSRs that fall out for manual processing
- d = the number of LSRs that are returned to the CLEC for clarification
- e = the number of LSRs that contain errors made by CLECs
- f = the number of LSRs that receive a Z status.

$$\text{Percent Achieved Flow Through} = a \div [b - (c + d + e)] \times 100$$

- a = the number of LSRs that flow through LESOG/LAUTO and reach a status for a FOC to be issued.
- b = the number of LSRs passed from LEO/LNP Gateway to LESOG/LAUTO
- c = the number of LSRs that are returned to the CLEC for clarification
- d = the number of LSRs that contain errors made by CLECs
- e = the number of LSRs that receive Z status

Report Structure

Provides the flow through percentage for each CLEC (by alias designation) submitting LSRs through the CLEC mechanized ordering process. The report provides the following:

- CLEC (by alias designation)
- Number of fatal rejects
- Mechanized interface used
- Total mechanized LSRs
- Total manual fallout
- Number of auto clarifications returned to CLEC
- Number of validated LSRs
- Number of BellSouth caused fallout
- Number of CLEC caused fallout
- Number of Service Orders Issued
- Base calculation
- CLEC error excluded calculation

Data Retained

Relating to CLEC Experience	Relating to BellSouth Performance
<ul style="list-style-type: none"> • Report month • Total number of LSRs received, by interface, by CLEC <ul style="list-style-type: none"> - TAG - EDI - LENS • Total number of errors by type, by CLEC <ul style="list-style-type: none"> - Fatal rejects - Auto clarification - CLEC errors • Total number of errors by error code • Total fallout for manual processing 	<ul style="list-style-type: none"> • Report month • Total number of errors by type <ul style="list-style-type: none"> - BellSouth system error

SQM Disaggregation - Analog/Benchmark

SQM Level of Disaggregation	Retail Analog/Benchmark ^a
<ul style="list-style-type: none"> • Residence 	<ul style="list-style-type: none"> • Benchmark: 95%
<ul style="list-style-type: none"> • Business 	<ul style="list-style-type: none"> • Benchmark: 90%
<ul style="list-style-type: none"> • UNE 	<ul style="list-style-type: none"> • Benchmark: 85%

SQM Level of Disaggregation	Retail Analog/Benchmark ^a
• LNP	• Benchmark: 85%

a. Benchmarks do not apply to the "Percent Achieved Flow Through."

SEEM Measure

SEEM Measure		
No	Tier I	
	Tier II	

SEEM Disaggregation - Analog/Benchmark

SEEM Disaggregation	SEEM Analog/Benchmark
• Not Applicable	• Not Applicable

O-5: Flow-Through Error Analysis

Definition

An analysis of each error type (by error code) that was experienced by the LSRs that did not flow through or reached a status for a FOC to be issued.

Exclusions

Each Error Analysis is error code specific, therefore exclusions are not applicable.

Business Rules

The CLEC mechanized ordering process includes all LSRs, including supplements (subsequent versions) which are submitted through one of the three gateway interfaces (TAG, EDI, and LENS), that flow through and reach a status for a FOC to be issued. The CLEC mechanized ordering process does not include LSRs which are submitted manually (for example, fax and courier).

Calculation

Total for each error type.

Report Structure

Provides an analysis of each error type (by error code). The report is in descending order by count of each error code and provides the following:

- Error Type (by error code)
- Count of each error type
- Percent of each error type
- Cumulative percent
- Error Description
- CLEC Caused Count of each error code
- Percent of aggregate by CLEC caused count
- Percent of CLEC caused count
- BellSouth Caused Count of each error code
- Percent of aggregate by BellSouth caused count
- Percent of BellSouth by BellSouth caused count.

Data Retained

Relating to CLEC Experience	Relating to BellSouth Performance
<ul style="list-style-type: none"> • Report month • Total number of LSRs received • Total number of errors by type (by error code) <ul style="list-style-type: none"> - CLEC caused error 	<ul style="list-style-type: none"> • Report month • Total number of errors by type (by error code) <ul style="list-style-type: none"> - BellSouth system error

SQM Disaggregation - Analog/Benchmark

SQM Level of Disaggregation	Retail Analog/Benchmark
<ul style="list-style-type: none"> • NA 	<ul style="list-style-type: none"> • NA

SEEM Measure

SEEM Measure		
No	Tier I	
	Tier II	

SEEM Disaggregation - Analog/Benchmark

SEEM Disaggregation	SEEM Analog/Benchmark
• Not Applicable	• Not Applicable

O-6: CLEC LSR Information

Definition

A list with the flow through activity of LSRs by CC, PON and Ver, issued by each CLEC during the report period.

Exclusions

- Fatal Rejects
- LSRs submitted manually

Business Rules

The CLEC mechanized ordering process includes all LSRs, including supplements (subsequent versions) which are submitted through one of the three gateway interfaces (TAG, EDI, and LENS), that flow through and reach a status for a FOC to be issued. The CLEC mechanized ordering process does not include LSRs which are submitted manually (for example, fax and courier).

Calculation

NA

Report Structure

Provides a list with the flow through activity of LSRs by CC, PON and Ver, issued by each CLEC during the report period with an explanation of the of the columns and content. This report is available on a CLEC specific basis. The report provides the following for each LSR.

- CC
- PON
- Ver
- Timestamp
- Type
- Err #
- Note or Error Description

Data Retained

Relating to CLEC Experience	Relating to BellSouth Experience
<ul style="list-style-type: none"> • Report month • Record of LSRs received by CC, PON and Ver • Record of Timestamp, Type, Err # and Note or Error Description for each LSR by CC, PON and Ver 	NA

SQM Disaggregation - Analog/Benchmark

SQM Level of Disaggregation	Retail Analog/Benchmark
• NA	• NA

SEEM Measure

SEEM Measure		
No	Tier I	
	Tier II	

SEEM Disaggregation - Analog/Benchmark

SEEM Disaggregation	SEEM Analog/Benchmark
• Not Applicable	• Not Applicable

Table 1: LSR Flow-Through Matrix

Product	F/T ³	Complex Service ⁴	Complex Order	Planned Fallout For Manual Handling ¹	Edi	Tag ²	Lens	Comments
2 wire analog DID trunk port	No	UNE	Yes	NA	N	N	N	
2 wire analog port	Yes	UNE	No	No	Y	Y	N	
2 wire ISDN digital line side port	No	UNE	Yes	NA	N	N	N	
2 wire ISDN digital loop	Yes	UNE	Yes	No	Y	Y	N	
3 Way Calling	Yes	No	No	No	Y	Y	Y	
4 wire analog voice grade loop	Yes	UNE	Yes	No	Y	Y	N	
4 wire DS0 & PRI digital loop	No	UNE	Yes	NA	N	N	N	
4 wire DS1 & PRI digital loop	No	UNE	Yes	NA	N	N	N	
4 wire ISDN DSI digital trunk ports	No	UNE	Yes	NA	N	N	N	
Accupulse	No	Yes	Yes	NA	N	N	N	
ADSL	Yes	UNE	No	No	Y	Y	N	
Area Plus	Yes	No	No	No	Y	Y	Y	
Basic Rate ISDN	No	Yes	Yes	Yes	Y	Y	N	
Call Block	Yes	No	No	No	Y	Y	Y	
Call Forwarding-Variable	Yes	No	No	No	Y	Y	Y	
Call Return	Yes	No	No	No	Y	Y	Y	
Call Selector	Yes	No	No	No	Y	Y	Y	
Call Tracing	Yes	No	No	No	Y	Y	Y	
Call Waiting	Yes	No	No	No	Y	Y	Y	
Call Waiting Deluxe	Yes	No	No	No	Y	Y	Y	
Caller ID	Yes	No	No	No	Y	Y	Y	
CENTREX	No	Yes	Yes	NA	N	N	N	

Table 1: LSR Flow-Through Matrix

Product	F/T ³	Complex Service ⁴	Complex Order	Planned Fallout For Manual Handling ¹	Edi	Tag ²	Lens	Comments
DID WITH PBX ACT W	No	Yes	Yes	Yes	Y	N	Y	
DID ACT W	No	Yes	Yes	Yes	Y	N	Y	
Digital Data Transport	No	UNE	Yes	NA	N	N	N	
Directory Listing Indentations	No	No	No	Yes	Y	Y	Y	
Directory Listings Captions	No	No	Yes	Yes	Y	Y	Y	
Directory Listings (simple)	Yes	No	No	No	Y	Y	Y	
DS3	No	UNE	Yes	NA	N	N	N	
DS1 Loop	Yes	UNE	Yes	No	Y	Y	N	
DSO Loop	Yes	UNE	Yes	No	Y	Y	N	
Enhanced Caller ID	Yes	No	No	No	Y	Y	Y	
ESSX	No	Yes	Yes	NA	N	N	N	
Flat Rate/Business	Yes	No	No	No	Y	Y	Y	
Flat Rate/Residence	Yes	No	No	No	Y	Y	Y	
FLEXSERV	No	Yes	Yes	NA	N	N	N	
Frame Relay	No	Yes	Yes	NA	N	N	N	
FX	No	Yes	Yes	NA	N	N	N	
Ga. Community Calling	Yes	No	No	No	Y	Y	Y	
HDSL	Yes	UNE	No	No	Y	Y	N	
Hunting MLH	No	C/S	C/S	Yes	Y	Y	N	
Hunting Series Completion	No	C/S	C/S	No	Y	Y	Y	
INP to LNP Conversions	No	UNE	Yes	Yes	Y	Y	N	
LightGate	No	Yes	Yes	NA	N	N	N	

Table 1: LSR Flow-Through Matrix

Product	F/T ³	Complex Service ⁴	Complex Order	Planned Fallout For Manual Handling ¹	Edi	Tag ²	Lens	Comments
Local Number Portability	Yes	UNE	Yes	No	Y	Y	N	
LNP with Complex Listing	No	UNE	Yes	Yes	Y	Y	N	
LNP with Partial Migration	No	UNE	Yes	Yes	Y	Y	N	
LNP with Complex Services	No	UNE	Yes	Yes	Y	Y	N	
Loop+INP	Yes	UNE	No	No	Y	Y	N	
Loop+LNP	Yes	UNE	No	No	Y	Y	N	
Measured Rate/Bus.	Yes	No	No	No	Y	Y	Y	
Measured Rate/Res.	Yes	No	No	No	Y	Y	Y	
Megalink	No	Yes	Yes	NA	N	N	N	
Megalink-T1	No	Yes	Yes	NA	N	N	N	
Memory Call	Yes	No	No	No	Y	Y	Y	
Memory Call Ans. Svc.	Yes	No	No	No	Y	Y	Y	
Multiserv	No	Yes	Yes	NA	N	N	N	
Native Mode LAN Interconnection (NMLI)	No	Yes	Yes	NA	N	N	N	
Off-Prem Stations	No	Yes	Yes	NA	N	N	N	
Optional Calling Plan	Yes	No	No	No	Y	Y	Y	
Package/Complete Choice and area plus	Yes	No	No	No	Y	Y	Y	
Pathlink Primary Rate ISDN	No	Yes	Yes	NA	N	N	N	
Pay Phone Provider	No	No	No	NA	N	N	N	
PBX Standalone ACT A, C, D	No	Yes	Yes	Yes	Y	Y	N	
PBX Trunks	No	Yes	Yes	Yes	Y	Y	N	

Table 1: LSR Flow-Through Matrix

Product	F/T ³	Complex Service ⁴	Complex Order	Planned Fallout For Manual Handling ¹	Edi	Tag ²	Lens	Comments
Port/Loop Combo	Yes	UNE	No	No	Y	Y	Y	
Port/Loop PBX	No	No	No	Yes	Y	Y	N	
Preferred Call Forward	Yes	No	No	No	Y	Y	Y	
RCF Basic	Yes	No	No	No	Y	Y	Y	
Remote Access to CF	Yes	No	No	No	Y	Y	Y	
Repeat Dialing	Yes	No	No	No	Y	Y	Y	
Ringmaster	Yes	No	No	No	Y	Y	Y	
Smartpath	No	Yes	Yes	NA	N	N	N	
SmartRING	No	Yes	Yes	NA	N	N	N	
Speed Calling	Yes	No	No	No	Y	Y	Y	
Synchronet	No	Yes	Yes	Yes	Y	Y	N	
Tie Lines	No	Yes	Yes	NA	N	N	N	
Touchtone	Yes	No	No	No	Y	Y	Y	
Unbundled Loop-Analog 2W, SL1, SL2	Yes	UNE	No	No	Y	Y	Y	
WATS	No	Yes	Yes	NA	N	N	N	
xDSL Extended LOOP	No	UNE	Yes	NA	N	N	N	

Note¹: Planned Fallout for Manual Handling denotes those services that are electronically submitted and are not intended to flow through due to the complexity of the service.

Note²: The TAG column includes those LSRs submitted via Robo TAG.

Note³: For all services that indicate 'No' for flow-through, the following reasons, in addition to errors or complex services, also prompt manual handling: Expedites from CLECs, special pricing plans, denials – restore and conversion or disconnect and conversion both required, partial migrations (although conversions-as-is flow through), class of service invalid in certain states with some TOS – e.g. government, or cannot be changed when changing main TN on C activity, low volume – e.g. activity type T=move, pending order review required, more than 25 business lines, CSR inaccuracies such as invalid or missing CSR data in CRIS, Directory listing indentions and captions, transfer of calls option for CLEC end user – new TN not yet posted to BOCRIS. Many are unique to the CLEC environment.

Note⁴: Services with C/S in the Complex Service and/or the Complex Order columns can be either complex or simple.

O-7: Percent Rejected Service Requests

Definition

Percent Rejected Service Request is the percent of total Local Service Requests (LSRs) received which are rejected due to error or omission. An LSR is considered valid when it is submitted by the CLEC and passes edit checks to insure the data received is correctly formatted and complete.

Exclusions

Service Requests canceled by the CLEC prior to being rejected/clarified.

Business Rules

Fully Mechanized: An LSR is considered “rejected” when it is submitted electronically but does not pass LEO edit checks in the ordering systems (EDI, LENS, TAG, LEO, LESOG) and is returned to the CLEC without manual intervention. There are two types of “Rejects” in the Mechanized category:

A **Fatal Reject** occurs when a CLEC attempts to electronically submit an LSR but required fields are either not populated or incorrectly populated and the request is returned to the CLEC before it is considered a valid LSR.

An **Auto Clarification** occurs when a valid LSR is electronically submitted but rejected from LESOG because it does not pass further edit checks for order accuracy.

Partially Mechanized: A valid LSR, which is electronically submitted (via EDI, LENS, TAG) but cannot be processed electronically and “falls out” for manual handling. It is then put into “clarification” and sent back (rejected) to the CLEC.

Total Mechanized: Combination of Fully Mechanized and Partially Mechanized LSRs electronically submitted by the CLEC.

Non-Mechanized: LSRs which are faxed or mailed to the LCSC for processing and “clarified” (rejected) back to the CLEC by the BellSouth service representative.

Interconnection Trunks: Interconnection Trunks are ordered on Access Service Requests (ASRs). ASRs are submitted to and processed by the Interconnection Purchasing Center (IPC). Trunk data is reported as a separate category.

Calculation

Percent Rejected Service Requests = $(a \div b) \times 100$

- a = Total Number of Rejected Service Requests in the reporting period
- b = Total Number of Service Requests Received in the reporting period

Report Structure

- Fully Mechanized, Partially Mechanized, Total Mechanized, Non-Mechanized
- CLEC Specific
- CLEC Aggregate
- Geographic Scope
 - State
 - Region
- Product Specific percent Rejected
- Total percent Rejected

Data Retained

Relating to CLEC Experience	Relating to BellSouth Performance
<ul style="list-style-type: none"> • Report month • Total number of LSRs • Total number of Rejects • State and Region • Total Number of ASRs (Trunks) 	

SQM Disaggregation - Analog/Benchmark

SQM Level of Disaggregation	Retail Analog/Benchmark
Mechanized, Partially Mechanized and Non-Mechanized <ul style="list-style-type: none"> • Resale - Residence • Resale - Business • Resale – Design (Special) • Resale PBX • Resale Centrex • Resale ISDN • LNP Standalone • 2W Analog Loop Design • 2W Analog Loop Non-Design • UNE Digital Loop < DS1 • UNE Digital Loop ≥ DS1 • UNE Loop + Port Combinations • Switch Ports • UNE xDSL (ADSL, HDSL, UCL) • Line Sharing • Local Interoffice Transport • Local Interconnection Trunks 	<ul style="list-style-type: none"> • Diagnostic

SEEM Measure

SEEM Measure		
No	Tier I	
	Tier II	

SEEM Disaggregation - Analog/Benchmark

SEEM Disaggregation	SEEM Analog/Benchmark
<ul style="list-style-type: none"> • Not Applicable 	<ul style="list-style-type: none"> • Not Applicable

O-8: Reject Interval

Definition

Reject Interval is the average reject time from receipt of an LSR to the distribution of a Reject. An LSR is considered valid when it is submitted by the CLEC and passes edit checks to insure the data received is correctly formatted and complete.

Exclusions

- Service Requests canceled by CLEC prior to being rejected/clarified.
- Designated Holidays are excluded from the interval calculation.
- LSRs which are identified and classified as “Projects”
- The following hours for Partially mechanized and Non-mechanized LSRs are excluded from the interval calculation:

Residence Resale Group – Monday through Saturday 7:00PM until 7:00AM
From 7:00 PM Saturday until 7:00 AM Monday

Business Resale, Complex, UNE Groups – Monday through Friday 6:00PM until 8:00AM
From 6:00 PM Friday until 8:00 AM Monday.

The hours excluded will be altered to reflect changes in the Center operating hours. The LCSC will accept faxed LSRs only during posted hours of operation.

The interval will be the amount of time accrued from receipt of the LSR until normal closing of the center if an LSR is worked using overtime hours.

In the case of a Partially Mechanized LSR received and worked after normal business hours, the interval will be set at one (1) minute.

Business Rules

Fully Mechanized: The elapsed time from receipt of a valid electronically submitted LSR (date and time stamp in EDI, LENS or TAG) until the LSR is rejected (date and time stamp or reject in EDI, TAG or LENS). Auto Clarifications are considered in the Fully Mechanized category.

Partially Mechanized: The elapsed time from receipt of a valid electronically submitted LSR (date and time stamp in EDI, LENS or TAG) until it falls out for manual handling. The stop time on partially mechanized LSRs is when the LCSC Service Representative clarifies the LSR back to the CLEC via LENS, EDI, or TAG.

Total Mechanized: Combination of Fully Mechanized and Partially Mechanized LSRs which are electronically submitted by the CLEC.

Non-Mechanized: The elapsed time from receipt of a valid LSR (date and time stamp of FAX or date and time mailed LSR is received in the LCSC) until notice of the reject (clarification) is returned to the CLEC via LON.

Interconnection Trunks: Interconnection Trunks are ordered on Access Service Requests (ASRs). ASRs are submitted to and processed by the Interconnection Purchasing Center (IPC). Trunk data is reported as a separate category.

Calculation

Reject Interval = (a - b)

- a = Date and Time of Service Request Rejection
- b = Date and Time of Service Request Receipt

Average Reject Interval = (c ÷ d)

- c = Sum of all Reject Intervals
- d = Number of Service Requests Rejected in Reporting Period

Report Structure

- CLEC Specific
- CLEC Aggregate
- Fully Mechanized, Partially Mechanized, Total Mechanized, Non-Mechanized
- Geographic Scope

- State
- Region
- Mechanized:
 - 0 - ≤ 4 minutes
 - > 4 - ≤ 8 minutes
 - > 8 - ≤ 12 minutes
 - > 12 - ≤ 60 minutes
 - 0 - ≤ 1 hour
 - > 1 - ≤ 4 hours
 - > 4 - ≤ 8 hours
 - > 8 - ≤ 12 hours
 - > 12 - ≤ 16 hours
 - > 16 - ≤ 20 hours
 - > 20 - ≤ 24 hours
 - > 24 hours
- Partially Mechanized:
 - 0 - ≤ 1 hour
 - > 1 - ≤ 4 hours
 - > 4 - ≤ 8 hours
 - > 8 - ≤ 10 hours
 - 0 - ≤ 10 hours
 - > 10 - ≤ 18 hours
 - 0 - ≤ 18 hours
 - > 18 - ≤ 24 hours
 - > 24 hours
- Non-mechanized:
 - 0 - ≤ 1 hour
 - > 1 - ≤ 4 hours
 - > 4 - ≤ 8 hours
 - > 8 - ≤ 12 hours
 - > 12 - ≤ 16 hours
 - > 16 - ≤ 20 hours
 - > 20 - ≤ 24 hours
 - 0 - ≤ 24 hours
 - > 24 hours
- Trunks:
 - ≤ 4 days
 - > 4 - ≤ 8 days
 - > 8 - ≤ 12 days
 - > 12 - ≤ 14 days
 - > 14 - ≤ 20 days
 - > 20 days
- Average Interval for mechanized reports in hours, non-mechanized and Trunk reports in days.

Data Retained

Relating to CLEC Experience	Relating to BellSouth Performance
Report month <ul style="list-style-type: none"> • Reject Interval • Total Number of LSRs • Total number of Rejects • State and Region • Total Number of ASRs (Trunks) 	

SQM Disaggregation - Analog/Benchmark

SQM Level of Disaggregation	Retail Analog/Benchmark
<ul style="list-style-type: none"> • Resale – Residence • Resale – Business • Resale – Design (Special) • Resale PBX • Resale Centrex • Resale ISDN • LNP Standalone • 2W Analog Loop Design • 2W Analog Loop Non-Design • UNE Digital Loop < DS1 • UNE Digital Loop ≥ DS1 • UNE Loop + Port Combinations • Switch Ports • UNE xDSL (ADSL, HDSL, UCL) • Line Sharing • Local Interoffice Transport 	<ul style="list-style-type: none"> • Mechanized: <ul style="list-style-type: none"> - 97% within 1Hour • Partially Mechanized: <ul style="list-style-type: none"> - 85% within 18 Hours in 3 Months - 85% within 10 Hours in 6 Months • Non-Mechanized: - 85% within 24 Hours
<ul style="list-style-type: none"> • Local Interconnection Trunks 	<ul style="list-style-type: none"> • Trunks: 85% within 4 Days

O-8: Reject Interval

SEEM Measure

SEEM Measure		
Yes	Tier I	
	Tier II	X

SEEM Disaggregation - Analog/Benchmark

SEEM Disaggregation	SEEM Analog/Benchmark
<ul style="list-style-type: none"> • Fully Mechanized - 	<ul style="list-style-type: none"> • 97% ≤ 1 hour

O-9: Firm Order Confirmation Timeliness

Definition

Interval for Return of a Firm Order Confirmation (FOC Interval) is the average response time from receipt of valid LSR to distribution of a Firm Order Confirmation.

Exclusions

- Service Requests canceled by CLEC prior to being rejected/clarified.
- Designated Holidays are excluded from the interval calculation.
- LSRs which are identified and classified as “Projects” (under development)
- The following hours for Partially mechanized and Non-mechanized LSRs are excluded from the interval calculation:

Residence Resale Group – Monday through Saturday 7:00PM until 7:00AM
From 7:00 PM Saturday until 7:00 AM Monday

Business Resale, Complex, UNE Groups – Monday through Friday 6:00PM until 8:00AM
From 6:00 PM Friday until 8:00 AM Monday.

The hours excluded will be altered to reflect changes in the Center operating hours. The LCSC will accept faxed LSRs only during posted hours of operation.

The interval will be the amount of time accrued from receipt of the LSR until normal closing of the center if an LSR is worked using overtime hours.

In the case of a Partially Mechanized LSR received and worked after normal business hours, the interval will be set at one (1) minute.

Business Rules

- **Fully Mechanized:** The elapsed time from receipt of a valid electronically submitted LSR (date and time stamp in EDI, LENS or TAG) until the LSR is processed, appropriate service orders are generated and a Firm Order Confirmation is returned to the CLEC via EDI, LENS or TAG.
- **Partially Mechanized:** The elapsed time from receipt of a valid electronically submitted LSR (date and time stamp in EDI, LENS, or TAG) which falls out for manual handling until appropriate service orders are issued by a BellSouth service representative via Direct Order Entry (DOE) or Service Order Negotiation Generation System (SONGS) to SOCS and a Firm Order Confirmation is returned to the CLEC via EDI, LENS, or TAG.
- **Total Mechanized:** Combination of Fully Mechanized and Partially Mechanized LSRs which are electronically submitted by the CLEC.
- **Non-Mechanized:** The elapsed time from receipt of a valid paper LSR (date and time stamp of FAX or date and time paper LSRs received in LCSC) until appropriate service orders are issued by a BellSouth service representative via Direct Order Entry (DOE) or Service Order Negotiation Generation System (SONGS) to SOCS and a Firm Order Confirmation is sent to the CLEC via LON.
- **Interconnection Trunks:** Interconnection Trunks are ordered on Access Service Requests (ASRs). ASRs are submitted to and processed by the Interconnection Purchasing Center (IPC). Trunk data is reported as a separate category.

Calculation

Firm Order Confirmation Time = (a - b)

- a = Date and Time of Firm Order Confirmation
- b = Date and Time of Service Request Receipt

Firm Order Confirmation Timeliness = (c ÷ d)

- c = Sum of all Firm Order Confirmation Times
- d = Number of Service Requests Confirmed in Reporting Period

Report Structure

- Fully Mechanized, Partially Mechanized, Total Mechanized, Non-Mechanized
 - CLEC Specific
 - CLEC Aggregate
- Geographic Scope

- State
- Region
- Fully Mechanized:
 - 0 - ≤ 15 minutes
 - > 15 - ≤ 30 minutes
 - > 30 - ≤ 45 minutes
 - > 45 - ≤ 60 minutes
 - > 60 - ≤ 90 minutes
 - > 90 - ≤ 120 minutes
 - > 120 - ≤ 180 minutes
 - 0 - ≤ 3 hours
 - > 3 - ≤ 6 hours
 - > 6 - ≤ 12 hours
 - > 12 - ≤ 24 hours
 - > 24 - ≤ 48 hours
 - > 48 hours
- Partially Mechanized:
 - 0 - ≤ 4 hours
 - > 4 - ≤ 8 hours
 - > 8 - ≤ 10 hours
 - 0 - ≤ 10 hours
 - > 10 - ≤ 18 hours
 - 0 - ≤ 18 hours
 - > 18 - ≤ 24 hours
 - > 24 - ≤ 48 hours
 - > 48 hours
- Non-mechanized:
 - 0 - ≤ 4 hours
 - > 4 - ≤ 8 hours
 - > 8 - ≤ 12 hours
 - > 12 - ≤ 16 hours
 - > 16 - ≤ 20 hours
 - > 20 - ≤ 24 hours
 - > 24 - ≤ 36 hours
 - 0 - ≤ 36 hours
 - > 36 - ≤ 48 hours
 - > 48 hours
- Trunks:
 - 0 - ≤ 5 days
 - > 5 - ≤ 10 days
 - 0 - ≤ 10 days
 - > 10 - ≤ 15 days
 - > 15 - ≤ 20 days
 - > 20 days
- Average Interval in Days

Data Retained

Relating to CLEC Experience	Relating to BellSouth Performance
<ul style="list-style-type: none"> • Report month • Interval for FOC • Total number of LSRs • State and Region • Total Number of ASRs (Trunks) 	

SQM Disaggregation - Analog/Benchmark

SQM Level of Disaggregation	Retail Analog/Benchmark
<ul style="list-style-type: none"> • Resale – Residence • Resale – Business • Resale – Design (Special) • Resale PBX • Resale Centrex • Resale ISDN • LNP Standalone • 2W Analog Loop Design • 2W Analog Loop Non-Design • UNE Digital Loop < DS1 • UNE Digital Loop ≥ DS1 • UNE Loop + Port Combinations • Switch Ports • UNE xDSL (ADSL, HDSL, UCL) • Line Sharing • Local Interoffice Transport 	<ul style="list-style-type: none"> • Mechanized: - 95% within 3 Hours • Partially Mechanized: <ul style="list-style-type: none"> - 85% within 18 Hours in 3 Months - 85% within 10 Hours in 6 Months • Non-Mechanized: 85% within 36 hours
<ul style="list-style-type: none"> • Local Interconnection Trunks 	<ul style="list-style-type: none"> • Trunks: - 95% within 10 days

SEEM Measure

SEEM Measure		
Yes	Tier I	
	Tier II	X

SEEM Disaggregation - Analog/Benchmark

SEEM Disaggregation	SEEM Analog/Benchmark
<ul style="list-style-type: none"> • Fully Mechanized 	<ul style="list-style-type: none"> • 95% within 3 hours
<ul style="list-style-type: none"> • Partially Mechanized 	<ul style="list-style-type: none"> • 85% within 18 Hours in 3 Months • 85% within 10 Hours in 6 Months
<ul style="list-style-type: none"> • Non-Mechanized 	<ul style="list-style-type: none"> • 85% within 36 hours
<ul style="list-style-type: none"> • IC Trunks 	<ul style="list-style-type: none"> • 95% within 10 days

O-10: Service Inquiry with LSR Firm Order Confirmation (FOC) Response Time Manual¹

Definition

This report measures the interval and the percent within the interval from the submission of a Service Inquiry (SI) with Firm Order LSR to the distribution of a Firm Order Confirmation (FOC).

Exclusions

- Designated Holidays are excluded from the interval calculation.
- Weekend hours from 5:00PM Friday until 8:00AM Monday are excluded from the interval calculation of the Service Inquiry.
- Canceled Requests
- Electronically Submitted Requests

Business Rules

This measurement combines four intervals:

1. From receipt of Service Inquiry with LSR to hand off to the Service Advocacy Center (SAC) for Loop 'Look-up'.
2. From SAC start date to SAC complete date.
3. From SAC complete date to the Complex Resale Support Group (CRSG) complete date with hand off to LCSC.
4. From receipt of SI/LSR in the LCSC to Firm Order Confirmation.

Calculation

FOC Timeliness Interval = (a - b)

- a = Date and Time Firm Order Confirmation (FOC) for SI with LSR returned to CLEC
- b = Date and Time SI with LSR received

Average Interval = (c ÷ d)

- c = Sum of all FOC Timeliness Intervals
- d = Total number of SIs with LSRs received in the reporting period

Percent Within Interval = (e ÷ f) X 100

- e = Total number of Service Inquiries with LSRs received by the CRSG to distribution of FOC by the Local Carrier Service Center (LCSC)
- f = Total number of Service Inquiries with LSRs received in the reporting period

Report Structure

- CLEC Aggregate
- CLEC Specific
- Geographic Scope
 - State
 - Region
- Intervals
 - 0 – ≤ 3 days
 - > 3 – ≤ 5 days
 - 0 – ≤ 5 days
 - > 5 – ≤ 7 days
 - > 7 – ≤ 10 days
 - > 10 – ≤ 15 days
 - > 15 days
- Average Interval measured in days

1. See O-9 for FOC Timeliness

Data Retained

Relating to CLEC Experience	Relating to BellSouth Experience
<ul style="list-style-type: none"> • Report Month • Total Number of Requests • SI Intervals • State and Region 	

SQM Disaggregation - Analog/Benchmark

SQM LEVEL of Disaggregation	Retail Analog/Benchmark
<ul style="list-style-type: none"> • xDSL (includes UNE unbundled ADSL, HDSL and UNE Unbundled Copper Loops) • Unbundled Interoffice Transport 	<ul style="list-style-type: none"> • 95% Returned within 5 Business days

SEEM Measure

SEEM Measure		
No	Tier I	
	Tier II	

SEEM Disaggregation - Analog/Benchmark

SEEM Disaggregation	SEEM Analog/Benchmark
<ul style="list-style-type: none"> • Not Applicable 	<ul style="list-style-type: none"> • Not Applicable

O-11: Firm Order Confirmation and Reject Response Completeness

Definition

A response is expected from BellSouth for every Local Service Request transaction (version). More than one response or differing responses per transaction is not expected. Firm Order Confirmation and Reject Response Completeness is the corresponding number of Local Service Requests received to the combination of Firm Order Confirmation and Reject Responses.

Exclusions

- Service Requests canceled by the CLEC prior to FOC or Rejected/Clarified.
- Non-Mechanized LSRs

Business Rules

Mechanized – The number of FOCs or Auto Clarifications sent to the CLEC from LENS, EDI, TAG in response to electronically submitted LSRs (date and time stamp in LENS, EDI, TAG).

Partially Mechanized – The number of FOCs or Rejects sent to the CLEC from LENS, EDI, TAG in response to electronically submitted LSRs (date and time stamp in LENS, EDI, TAG), which fall out for manual handling by the LCSC personnel.

Total Mechanized – The number of the combination of Fully Mechanized and Partially Mechanized LSRs

Note: Manual (Non-Mechanized) LSRs have no version control by the very nature of the manual process, therefore, non-mechanized LSRs are not captured by this report.

For CLEC Results:

Firm Order Confirmation and Reject Response Completeness is determined in two dimensions:

Percent responses is determined by computing the number of Firm Order Confirmations and Rejects transmitted by BellSouth and dividing by the number of Local Service Requests (all versions) received in the reporting period.

Percent of multiple responses is determined by computing the number of Local Service Request unique versions receiving more than one Firm Order Confirmation, Reject or the combination of the two and dividing by the number of Local Service Requests (all versions) received in the reporting period.

Calculation

Single FOC/Reject Response Expected

Firm Order Confirmation / Reject Response Completeness = $(a \div b) \times 100$

- a = Total Number of Service Requests for which a Firm Order Confirmation or Reject is Sent
- b = Total Number of Service Requests Received in the Report Period

Multiple or Differing FOC / Reject Responses Not Expected

Response Completeness = $[(a + b) \div c] \times 100$

- a = Total Number of Firm Order Confirmations Per LSR Version
- b = Total Number of Reject Responses Per LSR Version
- c = Total Number of Service Requests (All Versions) Received in the Reporting Period

Report Structure

Fully Mechanized, Partially Mechanized, Total Mechanized, Non-Mechanized

- State and Region
- CLEC Specific
- CLEC Aggregate
- BellSouth Specific

Data Retained

Relating to CLEC Experience	Relating to BellSouth Experience
Report month <ul style="list-style-type: none"> • Reject interval • Total number of LSRs • Total number of rejects • Total number of ASRs (Trunks) 	<ul style="list-style-type: none"> • Not Applicable

SQM Disaggregation - Analog/Benchmark

SQM LEVEL of Disaggregation	Retail Analog/Benchmark
<ul style="list-style-type: none"> • Resale Residence • Resale Business • Resale Design • Resale PBX • Resale Centrex • Resale ISDN • LNP Standalone • 2W Analog Loop Design • 2W Analog Loop Non – Design • UNE Digital Loop < DS1 • UNE Digital Loop ≥ DS1 • UNE Loop and Port Combinations • Switch Ports • UNE xDSL (ADSL, HDSL, UCL) • Line Sharing • Local Interoffice Transport • Local Interconnection Trunks 	<ul style="list-style-type: none"> • 95% Returned

SEEM Measure

SEEM Measure		
Yes	Tier I	X
	Tier II	X

SEEM Disaggregation - Analog/Benchmark

SEEM Disaggregation	SEEM Analog/Benchmark
<ul style="list-style-type: none"> • Fully Mechanized 	<ul style="list-style-type: none"> • 95% Returned

O-12: Speed of Answer in Ordering Center

Definition

Measures the average time a customer is in queue.

Exclusions

None

Business Rules

The clock starts when the appropriate option is selected (i.e., 1 for Resale Consumer, 2 for Resale Multiline, and 3 for UNE-LNP, etc.) and the call enters the queue for that particular group in the LCSC. The clock stops when a BellSouth service representative in the LCSC answers the call. The speed of answer is determined by measuring and accumulating the elapsed time from the entry of a CLEC call into the BellSouth automatic call distributor (ACD) until a service representative in BellSouth's Local Carrier Service Center (LCSC) answers the CLEC call.

Calculation

Speed of Answer in Ordering Center = $(a \div b)$

- a = Total seconds in queue
- b = Total number of calls answered in the Reporting Period

Report Structure

Aggregate

- CLEC – Local Carrier Service Center
- BellSouth
 - Business Service Center
 - Residence Service Center

Note: Combination of Residence Service Center and Business Service Center data under development

Data Retained

Relating to CLEC Experience	Relating to BellSouth Performance
<ul style="list-style-type: none"> • Mechanized tracking through LCSC Automatic Call Distributor 	<ul style="list-style-type: none"> • Mechanized tracking through BellSouth Retail center support system.

SQM Disaggregation - Analog/Benchmark

SQM LEVEL of Disaggregation	Retail Analog/Benchmark
Aggregate <ul style="list-style-type: none"> • CLEC – Local Carrier Service Center • BellSouth <ul style="list-style-type: none"> - Business Service Center - Residence Service Center 	<ul style="list-style-type: none"> • Diagnostic

SEEM Measure

SEEM Measure		
No	Tier I	
	Tier II	

SEEM Disaggregation - Analog/Benchmark

SEEM Disaggregation	SEEM Analog/Benchmark
• Not Applicable	• Not Applicable

O-13: LNP-Percent Rejected Service Requests

Definition

Percent Rejected Service Request is the percent of total Local Service Requests (LSRs) which are rejected due to error or omission. An LSR is considered valid when it is electronically submitted by the CLEC and passes LNP Gateway edit checks to insure the data received is correctly formatted and complete, i.e., fatal rejects are excluded.

Exclusions

- Service Requests canceled by the CLEC
- Fatal Rejects
- Order Activities of BellSouth or the CLEC associated with internal or administrative use of local services (Record Orders, Test Orders, etc.) where identifiable.

Business Rules

An LSR is considered “rejected” when it is submitted electronically but does not pass edit checks in the ordering systems (EDI, TAG, LNP Gateway, LAUTO) and is returned to the CLEC without manual intervention.

Fully Mechanized: There are two types of “Rejects” in the Fully Mechanized category:

A **Fatal Reject** occurs when a CLEC attempts to electronically submit an LSR (via EDI or TAG) but required fields are not populated correctly and the request is returned to the CLEC.

Fatal rejects are reported in a separate column, and for informational purposes ONLY. They are not considered in the calculation of the percent of total LSRs rejected or the total number of rejected LSRs.

An **Auto Clarification** is a valid LSR which is electronically submitted (via EDI or TAG), but is rejected from LAUTO because it does not pass further edit checks for order accuracy. Auto Clarifications are returned without manual intervention.

Partially Mechanized: A valid LSR which is electronically submitted (via EDI or TAG), but cannot be processed electronically due to a CLEC error and “falls out” for manual handling. It is then put into “clarification”, and sent back (rejected) to the CLEC.

Total Mechanized: Combination of Fully Mechanized and Partially Mechanized rejects.

Non-Mechanized: A valid LSR which is faxed or mailed to the BellSouth LCSC.

Calculation

LNP-Percent Rejected Service Requests = $(a \div b) \times 100$

- a = Number of Service Requests Rejected in the Reporting Period
- b = Number of Service Requests Received in the Reporting Period

Report Structure

- Fully Mechanized, Partially Mechanized, Total Mechanized, Non-Mechanized
- CLEC Specific
- CLEC Aggregate

Data Retained

Relating to CLEC Experience	Relating to BellSouth Experience
• Not Applicable	• Not Applicable

SQM Disaggregation - Analog/Benchmark

SQM LEVEL of Disaggregation	Retail Analog/Benchmark
<ul style="list-style-type: none"> • LNP • UNE Loop w/LNP 	• Diagnostic

SEEM Measure

SEEM Measure		
No	Tier I	
	Tier II	

SEEM Disaggregation - Analog/Benchmark

SEEM Disaggregation	SEEM Analog/Benchmark
Not Applicable	Not Applicable

O-14: LNP-Reject Interval Distribution & Average Reject Interval

Definition

Reject Interval is the average reject time from receipt of an LSR to the distribution of a Reject. An LSR is considered valid when it is electronically submitted by the CLEC and passes LNP Gateway edit checks to insure the data received is correctly formatted and complete, i.e., fatal rejects are excluded.

Exclusions

- Service Requests canceled by the CLEC
- Fatal Rejects
- Order Activities of BellSouth or the CLEC associated with internal or administrative use of local services (Record Orders, Test Orders, etc.) where identifiable.

Business Rules

The Reject interval is determined for each rejected LSR processed during the reporting period. The Reject interval is the elapsed time from when BellSouth receives LSR until that LSR is rejected back to the CLEC. Elapsed time for each LSR is accumulated for each reporting dimension. The accumulated time for each reporting dimension is then divided by the associated total number of rejected LSRs to produce the reject interval distribution.

An LSR is considered “rejected” when it is submitted electronically but does not pass edit checks in the ordering systems (EDI, TAG, LNP Gateway, LAUTO) and is returned to the CLEC without manual intervention.

Fully Mechanized: There are two types of “Rejects” in the Fully Mechanized category:

A **Fatal Reject** occurs when a CLEC attempts to electronically submit an LSR but required fields are not populated correctly and the request is returned to the CLEC.

Fatal rejects are reported in a separate column, and for informational purposes ONLY. They are not considered in the calculation of the percent of total LSRs rejected or the total number of rejected LSRs.

An **Auto Clarification** is a valid LSR which is electronically submitted (via EDI or TAG), but is rejected from LAUTO because it does not pass further edit checks for order accuracy. Auto Clarifications are returned without manual intervention.

Partially Mechanized: A valid LSR which electronically submitted (via EDI or TAG), but cannot be processed electronically due to a CLEC error and “falls out” for manual handling. It is then put into “clarification”, and sent back to the CLEC.

Total Mechanized: Combination of Fully Mechanized and Partially Mechanized rejects.

Non-Mechanized: A valid LSR which is faxed or mailed to the BellSouth LCSC.

Calculation

Reject Interval = (a - b)

- a = Date & Time of Service Request Rejection
- b = Date & Time of Service Request Receipt

Average Reject Interval = (c ÷ d)

- c = Sum of all Reject Intervals
- d = Total Number of Service Requests Rejected in Reporting Period

Reject Interval Distribution = (e ÷ f) X 100

- e = Service Requests Rejected in reported interval
- f = Total Number of Service Requests Rejected in Reporting Period

Report Structure

Fully Mechanized, Partially Mechanized, Total Mechanized, Non-Mechanized

- CLEC Specific
- CLEC Aggregate
- State, Region

- Fully Mechanized:
 - 0 - ≤ 4 minutes
 - > 4 - ≤ 8 minutes
 - > 8 - ≤ 12 minutes
 - > 12 - ≤ 60 minutes
 - 0 - ≤ 1 hour
 - > 1 - ≤ 4 hours
 - > 4 - ≤ 8 hours
 - > 8 - ≤ 12 hours
 - > 12 - ≤ 16 hours
 - > 16 - ≤ 20 hours
 - > 20 - ≤ 24 hours
 - > 24 hours
- Partially Mechanized:
 - 0 - ≤ 1 hour
 - > 1 - ≤ 4 hours
 - > 4 - ≤ 8 hours
 - > 8 - ≤ 10 hours
 - 0 - ≤ 10 hours
 - > 10 - ≤ 18 hours
 - 0 - ≤ 18 hours
 - > 18 - ≤ 24 hours
 - > 24 hours
- Non-Mechanized:
 - 0 - ≤ 1 hour
 - > 1 - ≤ 4 hours
 - > 4 - ≤ 8 hours
 - > 8 - ≤ 12 hours
 - > 12 - ≤ 16 hours
 - > 16 - ≤ 20 hours
 - > 20 - ≤ 24 hours
 - 0 - ≤ 24 hours
 - > 24 hours
- Average Interval in Days

Data Retained

Relating to CLEC Experience	Relating to BellSouth Experience
Under Development	

SQM Disaggregation - Analog/Benchmark

SQM LEVEL of Disaggregation	Retail Analog/Benchmark
<ul style="list-style-type: none"> • LNP • UNE Loop with LNP 	<ul style="list-style-type: none"> • Mechanized: 97% within 1Hour • Partially Mechanized: 85% within 18 Hours • Non-Mechanized: 85% within 24 Hours

SEEM Measure

SEEM Measure		
No	Tier I	
	Tier II	

SEEM Disaggregation - Analog/Benchmark

SEEM Disaggregation	SEEM Analog/Benchmark
• Not Applicable	• Not Applicable

O-15: LNP-Firm Order Confirmation Timeliness Interval Distribution & Firm Order Confirmation Average Interval

Definition

Interval for Return of a Firm Order Confirmation (FOC Interval) is the average response time from receipt of a valid LSR to distribution of a firm order confirmation.

Exclusions

- Rejected LSRs (Clarifications or Fatal Rejects)
- Order Activities of BellSouth or the CLEC associated with interval or administrative use of local services (Record Orders, Test Orders, etc.) where identifiable.

Business Rules

The Firm Order Confirmation interval is determined for each confirmed LSR processed during the reporting period. The Firm Order Confirmation interval is the elapsed time from when BellSouth receives an LSR until that LSR is confirmed back to the CLEC. Elapsed time for each LSR is accumulated for each reporting dimension. The accumulated time for each reporting dimension is then divided by the associated total number of orders completed to produce the Firm Order Confirmation timeliness interval distribution.

- **Mechanized:** The elapsed time from receipt of a valid LSR until the LSR is processed and appropriate service orders are generated in SOCS without manual intervention.
- **Partially Mechanized:** The elapsed time from receipt of an electronically submitted LSR which falls for manual handling by the LCSC personnel until appropriate service orders are issued by a BellSouth service representative via Direct Order Entry (DOE) or Service Order Negotiation Generation system (SONGS).
- **Total Mechanized:** Combination of Fully Mechanized and Partially Mechanized FOCs.
- **Non-Mechanized: (Under Development)** A valid LSR which is faxed or mailed to the BellSouth LCSC.

Calculation

Reject Interval = (a - b)

- a = Date & Time of Firm Order Confirmation
- b = Date & Time of Service Request Receipt)

Average Reject Interval = (c ÷ d)

- c = Sum of all Reject Intervals
- d = Total Number of Service Requests Confirmed in Reporting Period

FOC Interval Distribution (for each interval) = (e ÷ f) X 100

- e = Service Requests Confirmed in interval
- f = Total Service Requests Confirmed in the Reporting Period

Report Structure

Fully Mechanized, Partially Mechanized, Total Mechanized, Non-Mechanized

- CLEC Specific
- CLEC Aggregate
- State and Region
- Fully Mechanized:
 - 0 - ≤15 minutes
 - > 15 - ≤ 30 minutes
 - > 30 - ≤ 45 minutes
 - > 45 - ≤ 60 minutes
 - > 60 - ≤ 90 minutes
 - > 90 - ≤ 120 minutes
 - > 120 - ≤ 180 minutes
- Non-Mechanized:
 - 0 - ≤ 3 hours
 - > 3 - ≤ 6 hours

- > 6 - ≤ 12 hours
- > 12 - ≤ 24 hours
- > 24 - ≤ 48 hours
- > 48 hours
- Partially Mechanized:
 - 0 - ≤ 4 hours
 - > 4 - ≤ 8 hours
 - > 8 - ≤ 10 hours
 - 0 - ≤ 18 hours
 - > 10 - ≤ 18 hours
 - > 18 - ≤ 24 hours
 - > 24 - ≤ 48 hours
 - > 48 hours
- Non-Mechanized:
 - 0 - ≤ 4 hours
 - > 4 - ≤ 8 hours
 - > 8 - ≤ 12 hours
 - > 12 - ≤ 16 hours
 - > 16 - ≤ 20 hours
 - > 20 - ≤ 24 hours
 - > 24 - ≤ 36 hours
 - 0 - ≤ 36 hours
 - > 36 - ≤ 48 hours
 - > 48 hours

Data Retained

Relating to CLEC Experience	Relating to BellSouth Experience
Report Month <ul style="list-style-type: none"> • Total Number of LSRs • Total Number of FOCs • State and Region 	Not Applicable

SQM Disaggregation - Analog/Benchmark

SQM LEVEL of Disaggregation	Retail Analog/Benchmark
<ul style="list-style-type: none"> • LNP • UNE Loop with LNP 	<ul style="list-style-type: none"> • Mechanized: 95% within 3 Hours • Partially Mechanized: 85% within 18 hours (10 hrs. after 6 months) • Non-Mechanized: 85% within 36 hours

SEEM Measure

SEEM Measure		
No	Tier I	
	Tier II	

SEEM Disaggregation - Analog/Benchmark

SEEM Disaggregation	SEEM Analog/Benchmark
Not Applicable	Not Applicable

Section 3: Provisioning

P-1: Mean Held Order Interval & Distribution Intervals

Definition

When delays occur in completing CLEC orders, the average period that CLEC orders are held for BellSouth reasons, pending a delayed completion, should be no worse for the CLEC when compared to BellSouth delayed orders. Calculation of the interval is the total days orders are held and pending but not completed that have passed the currently committed due date; divided by the total number of held orders. This report is based on orders still pending, held and past their committed due date at the close of the reporting period. The distribution interval is based on the number of orders held and pending but not completed over 15 and 90 days. (Orders reported in the >90 day interval are also included in the >15 day interval.)

Exclusions

- Order Activities of BellSouth or the CLEC associated with internal or administrative use of local services (Record Orders, Listing Orders, Test Orders, etc.)
- Disconnect (D) & From (F) orders
- Orders with appointment code of 'A' for Rural orders.

Business Rules

Mean Held Order Interval: This metric is computed at the close of each report period. The held order interval is established by first identifying all orders, at the close of the reporting interval, that both have not been reported as completed in SOCS and have passed the currently committed due date for the order. For each such order, the number of calendar days between the earliest committed due date on which BellSouth had a company missed appointment and the close of the reporting period is established and represents the held order interval for that particular order. The held order interval is accumulated by the standard groupings, unless otherwise noted, and the reason for the order being held. The total number of days accumulated in a category is then divided by the number of held orders within the same category to produce the mean held order interval. The interval is by calendar days with no exclusions for Holidays or Sundays.

CLEC Specific reporting is by type of held order (facilities, equipment, other), total number of orders held, and the total and average days.

Held Order Distribution Interval: This measure provides data to report total days held and identifies these in categories of >15 days and > 90 days. (Orders counted in >90 days are also included in > 15 days).

Calculation

Mean Held Order Interval = $a \div b$

- a = Sum of held-over-days for all Past Due Orders Held for the reporting period
- b = Number of Past Due Orders Held and Pending But Not Completed and past the committed due date

Held Order Distribution Interval (for each interval) = $(c \div d) \times 100$

- c = # of Orders Held for ≥ 15 days or # of Orders Held for ≥ 90 days
- d = Total # of Past Due Orders Held and Pending But Not Completed)

Report Structure

- CLEC Specific
- CLEC Aggregate
- BellSouth Aggregate
- Circuit Breakout < 10, ≥ 10 (except trunks)

Data Retained

Relating to CLEC Experience	Relating to BellSouth Performance
<ul style="list-style-type: none"> • Report month • CLEC Order Number and PON (PON) • Order Submission Date (TICKET_ID) • Committed Due Date (DD) • Service Type (CLASS_SVC_DESC) • Hold Reason • Total line/circuit count • Geographic Scope <p>Note: Code in parentheses is the corresponding header found in the raw data file.</p>	<ul style="list-style-type: none"> • Report month • BellSouth Order Number • Order Submission Date • Committed Due Date • Service Type • Hold Reason • Total line/circuit count • Geographic Scope

SQM Disaggregation - Analog/Benchmark

SQM LEVEL of Disaggregation	SQM Retail Analog/Benchmark
• Resale Residence	• Retail Residence
• Resale Business	• Retail Business
• Resale Design	• Retail Design
• Resale PBX	• Retail PBX
• Resale Centrex	• Retail Centrex
• Resale ISDN	• Retail ISDN
• LNP (Standalone)	• Retail Residence and Business (POTS)
• 2W Analog Loop Design	• Retail Residence and Business Dispatch
• 2W Analog Loop-Non-Design	• Retail Residence and Business (POTS - Excluding Switch-Based Orders)
• UNE Digital Loop < DS1	• Retail Digital Loop < DS1
• UNE Digital Loop ≥ DS1	• Retail Digital Loop ≥ DS1
• UNE Loop + Port Combinations	• Retail Residence & Business
• UNE Switch ports	• Retail Residence and Business (POTS)
• UNE Combo Other	• Retail Residence, Business and Design Dispatch
• UNE xDSL (HDSL, ADSL and UCL)	• ADSL provided to Retail
• UNE ISDN (Includes UDC)	• Retail ISDN - BRI
• UNE Line Sharing	• ADSL provided to Retail
• Local Transport (Unbundled Interoffice Transport)	• Retail DS1/DS3 Interoffice
• Local Interconnection Trunks	• Parity with Retail

SEEM Measure

SEEM Measure	
No	Tier I
	Tier II

SEEM Disaggregation - Analog/Benchmark

SEEM Disaggregation	SEEM Analog/Benchmark
• Not Applicable	• Not Applicable

P-2: Average Jeopardy Notice Interval & Percentage of Orders Given Jeopardy Notices

Definition

When BellSouth can determine in advance that a committed due date is in jeopardy for facility delay, it will provide advance notice to the CLEC.

The interval is from the date/time the notice is released to the CLEC/BellSouth systems until 5pm on the commitment date of the order. The Percent of Orders is the percentage of orders given jeopardy notices for facility delay in the count of orders confirmed in the report period.

Exclusions

- Orders held for CLEC end user reasons
- Disconnect (D) & From (F) orders

Business Rules

When BellSouth can determine in advance that a committed due date is in jeopardy for facility delay, it will provide advance notice to the CLEC. The number of committed orders in a report period is the number of orders that have a due date in the reporting period. Jeopardy notices for interconnection trunks results are usually zero as these trunks seldom experience facility delays. The Committed due date is considered the Confirmed due date.

Calculation

Jeopardy Interval = a - b

- a = Date and Time of Jeopardy Notice
- b = Date and Time of Scheduled Due Date on Service Order

Average Jeopardy Interval = c ÷ d

- c = Sum of all jeopardy intervals
- d = Number of Orders Notified of Jeopardy in Reporting Period

Percent of Orders Given Jeopardy Notice = (e ÷ f) X 100

- e = Number of Orders Given Jeopardy Notices in Reporting Period
- f = Number of Orders Confirmed (due) in Reporting Period)

Report Structure

- CLEC Specific
- CLEC Aggregate
- BellSouth Aggregate
- Mechanized Orders
- Non-Mechanized Orders

Data Retained

Relating to CLEC Experience	Relating to BellSouth Performance
<ul style="list-style-type: none"> • Report month • CLEC Order Number and PON • Date and Time Jeopardy Notice sent • Committed Due Date • Service Type <p>Note: Code in parentheses is the corresponding header found in the raw data file.</p>	<ul style="list-style-type: none"> • Report month • BellSouth Order Number • Date and Time Jeopardy Notice sent • Committed Due Date • Service Type

SQM Disaggregation - Analog/Benchmark

SQM LEVEL of Disaggregation	SQM Retail Analog/Benchmark:
% Orders Given Jeopardy Notice	
• Resale Residence	• Retail Residence
• Resale Business	• Retail Business
• Resale Design	• Retail Design
• Resale PBX	• Retail PBX
• Resale Centrex	• Retail Centrex
• Resale ISDN	• Retail ISDN
• LNP (Standalone)	• Retail Residence and Business (POTS)
• 2W Analog Loop Design	• Retail Residence and Business Dispatch
• 2W Analog Loop Non-Design	• Retail Residence and Business (POTS Excluding Switch-Based Orders)
• UNE Digital Loop < DS1	• Retail Digital Loop < DS1
• UNE Digital Loop ≥ DS1	• Retail Digital Loop ≥ DS1
• UNE Loop + Port Combinations	• Retail Residence & Business
• UNE Switch ports	• Retail Residence and Business (POTS)
• UNE Combo Other	• Retail Residence, Business and Design Dispatch
• UNE xDSL (HDSL, ADSL and UCL)	• ADSL provided to Retail
• UNE ISDN (Includes UDC)	• Retail ISDN BRI
• UNE Line Sharing	• ADSL provided to Retail
• Local Transport (Unbundled Interoffice Transport)	• Retail DS1/DS3 Interoffice
• Local Interconnection Trunks	• Parity with Retail
• Average Jeopardy Notice Interval (Electronic Only)	• 95% ≥ 48 Hours

SEEM Measure

SEEM Measure		
No	Tier I	
	Tier II	

SEEM Disaggregation - Analog/Benchmark

SEEM Disaggregation	SEEM Analog/Benchmark
• Not Applicable	• Not Applicable

P-3: Percent Missed Installation Appointments

Definition

“Percent missed installation appointments” monitors the reliability of BellSouth commitments with respect to committed due dates to assure that the CLEC can reliably quote expected due dates to their retail customer as compared to BellSouth. This measure is the percentage of total orders processed for which BellSouth is unable to complete the service orders on the committed due dates and reported for Total misses and End User Misses.

Exclusions

- Canceled Service Orders
- Order Activities of BellSouth or the CLEC associated with internal or administrative use of local services (Record Orders, Listing Orders Test Orders, etc.)
- Disconnect (D) & From (F) orders
- End User Misses on Interconnection Trunks

Business Rules

Percent Missed Installation Appointments (PMI) is the percentage of orders with completion dates in the reporting period that are past the original committed due date. Missed Appointments caused by end-user reasons will be included and reported separately. The first commitment date on the service order that is a missed appointment is the missed appointment code used for calculation whether it is a BellSouth missed appointment or an End User missed appointment. The “due date” is any time on the confirmed due date. Which means there cannot be a cutoff time for commitments, as certain types of orders are requested to be worked after standard business hours. Also, during Daylight Savings Time, field technicians are scheduled until 9PM in some areas and the customer is offered a greater range of intervals from which to select.

Calculation

$$\text{Percent Missed Installation Appointments} = (a \div b) \times 100$$

- a = Number of Orders with Completion date in Reporting Period past the Original Committed Due Date
- b = Number of Orders Completed in Reporting Period

Report Structure

- CLEC Specific
- CLEC Aggregate
- BellSouth Aggregate
- Report in Categories of <10 lines/circuits ≥ 10 lines/circuits (except trunks)
- Dispatch/No Dispatch

Report Explanation: The difference between End User MA and Total MA is the result of BellSouth caused misses. Here, Total MA is the total percent of orders missed either by BellSouth or CLEC end user. The End User MA represents the percentage of orders missed by the CLEC or their end user.

Data Retained

Relating to CLEC Experience	Relating to BellSouth Performance
<ul style="list-style-type: none"> • Report month • CLEC Order Number and PON (PON) • Committed Due Date (DD) • Completion Date (CMPLTN DD) • Status Type • Status Notice Date • Standard Order Activity • Geographic Scope <p>Note: Code in parentheses is the corresponding header found in the raw data file.</p>	<ul style="list-style-type: none"> • Report month • BellSouth Order Number • Committed Due Date (DD) • Completion Date (CMPLTN DD) • Status Type • Status Notice Date • Standard Order Activity • Geographic Scope

SQM Disaggregation - Analog/Benchmark

SQM LEVEL of Disaggregation	SQM Retail Analog/Benchmark
• Resale Residence	• Retail Residence
• Resale Business	• Retail Business
• Resale Design	• Retail Design
• Resale PBX	• Retail PBX
• Resale Centrex	• Retail Centrex
• Resale ISDN	• Retail ISDN
• LNP (Standalone)	• Retail Residence and Business (POTS)
• 2W Analog Loop Design	• Retail Residence and Business Dispatch
• 2W Analog Loop Non-Design	• Retail Residence and Business (POTS Excluding Switch-Based Orders)
• UNE Digital Loop < DS1	• Retail Digital Loop < DS1
• UNE Digital Loop ≥ DS1	• Retail Digital Loop ≥ DS1
• UNE Loop + Port Combinations	• Retail Residence and Business
• UNE Switch ports	• Retail Residence and Business (POTS)
• UNE Combo Other	• Retail Residence, Business and Design Dispatch
• UNE xDSL (HDSL, ADSL and UCL)	• ADSL provided to Retail
• UNE ISDN (Includes UDC)	• Retail ISDN - BRI
• UNE Line Sharing	• ADSL provided to Retail
• Local Transport (Unbundled Interoffice Transport)	• Retail DS1/DS3 Interoffice
• Local Interconnection Trunks	• Parity with Retail

P-3: Percent Missed Installation Appointments

SEEM Measure

SEEM Measure		
Yes	Tier I	X
	Tier II	X

SEEM Disaggregation - Analog/Benchmark

SEEM Disaggregation	SEEM Analog/Benchmark
• Resale POTS	• Retail Residence and Business (POTS)
• Resale Design	• Retail Design
• UNE Loop + Port Combinations	• Retail Residence and Business
• UNE Loops	• Retail Residence and Business Dispatch
• UNE xDSL	• ADSL provided to Retail
• UNE Line Sharing	• ADSL provided to Retail
• Local Interconnection Trunks	• Parity with Retail

P-4: Average Completion Interval (OCI) & Order Completion Interval Distribution

Definition

The “average completion interval” measure monitors the interval of time it takes BellSouth to provide service for the CLEC or its own customers. The “Order Completion Interval Distribution” provides the percentages of orders completed within certain time periods. This report measures how well BellSouth meets the interval offered to customers on service orders.

Exclusions

- Canceled Service Orders
- Order Activities of BellSouth or the CLEC associated with internal or administrative use of local services (Record Orders, Listing Orders, Test Orders, etc.)
- Disconnect (D&F) orders (Except “D” orders associated with LNP Standalone)
- “L” Appointment coded orders (where the customer has requested a later than offered interval)
- End user-caused misses

Business Rules

The actual completion interval is determined for each order processed during the reporting period. The completion interval is the elapsed time from when BellSouth issues a FOC or SOCS date time stamp receipt of an order from the CLEC to BellSouth’s actual order completion date. The clock starts when a valid order number is assigned by SOCS and stops when the technician or system completes the order in SOCS. Elapsed time for each order is accumulated for each reporting dimension. The accumulated time for each reporting dimension is then divided by the associated total number of orders completed. Orders that are worked on zero due dates are calculated with a .33-day interval (8 hours) in order to report a portion of a day interval. These orders are issued and worked/completed on the same day. They can be either flow through orders (no field work-non-dispatched) or field orders (dispatched).

The interval breakout for UNE and Design is: 0-5 = 0-4.99, 5-10 = 5-9.99, 10-15 = 10-14.99, 15-20 = 15- 19.99, 20-25 = 20-24.99, 25-30 = 25-29.99, $\geq 30 = 30$ and greater.

Calculation

Completion Interval = (a - b)

- a = Completion Date
- b = FOC/SOCS date time-stamp (application date)

Average Completion Interval = (c \div d)

- c = Sum of all Completion Intervals
- d = Count of Orders Completed in Reporting Period

Order Completion Interval Distribution (for each interval) = (e \div f) X 100

- e = Service Orders Completed in “X” days
- f = Total Service Orders Completed in Reporting Period

Report Structure

- CLEC Specific
- CLEC Aggregate
- BellSouth Aggregate
- Dispatch / No Dispatch categories applicable to all levels except trunks
- Residence & Business reported in day intervals = 0,1,3,4,5,5+
- UNE and Design reported in day intervals =0-5,5-10,10-15,15-20,20-25,25-30, ≥ 30
- All Levels are reported <10 line/circuits; ≥ 10 line/circuits (except trunks)
- ISDN Orders included in Non-Design

Data Retained

Relating to CLEC Experience	Relating to BellSouth Performance
<ul style="list-style-type: none"> • Report month • CLEC Company Name • Order Number (PON) • Application Date & Time • Completion Date (Cmpltn_DT) • Service Type (CLASS_SVC_DESC) • Geographic Scope <p>Note: Code in parentheses is the corresponding header found in the raw data file.</p>	<ul style="list-style-type: none"> • Report month • BellSouth Order Number • Order Submission Date & Time • Order Completion Date & Time • Service Type • Geographic Scope

SQM Disaggregation - Analog/Benchmark

SQM LEVEL of Disaggregation	SQM Retail Analog/Benchmark
• Resale Residence	• Retail Residence
• Resale Business	• Retail Business
• Resale Design	• Retail Design
• Resale PBX	• Retail PBX
• Resale Centrex	• Retail Centrex
• Resale ISDN	• Retail ISDN
• LNP (Standalone)	• Retail Residence and Business (POTS)
• 2W Analog Loop Design	• Retail Residence and Business Dispatch + 2 days
• 2W Analog Loop Non-Design	• Retail Residence and Business (POTS Excluding Switch-Based Orders)
• UNE Digital Loop < DS1	• Retail Digital Loop < DS1
• UNE Digital Loop ≥ DS1	• Retail Digital Loop ≥ DS1
• UNE Loop + Port Combinations	• Retail Residence and Business
• UNE Switch ports	• Retail Residence and Business (POTS)
• UNE Combo Other	• Retail Residence, Business and Design Dispatch
• UNE xDSL (HDSL, ADSL and UCL)	• 7 Days w/o conditioning
• UNE xDSL (HDSL, ADSL and UCL)	• 14 Days with conditioning
• UNE ISDN (Includes UDC)	• Retail ISDN BRI
• UNE Line Sharing	• ADSL provided to Retail
• Local Transport (Unbundled Interoffice Transport)	• Retail DS1/DS3 Interoffice
• Local Interconnection Trunks	• Parity with Retail

SEEM Measure

SEEM Measure		
Yes	Tier I	X
	Tier II	X

SEEM Disaggregation - Analog/Benchmark

SEEM Disaggregation	SEEM Analog/Benchmark
<ul style="list-style-type: none">• Resale POTS	<ul style="list-style-type: none">• Retail Residence and Business (POTS)
<ul style="list-style-type: none">• Resale Design	<ul style="list-style-type: none">• Retail Design
<ul style="list-style-type: none">• UNE Loop + Port Combinations	<ul style="list-style-type: none">• Retail Residence and Business
<ul style="list-style-type: none">• UNE Loops	<ul style="list-style-type: none">• Retail Residence and Business Dispatch
<ul style="list-style-type: none">• UNE xDSL	<ul style="list-style-type: none">• 7 Days w/o conditioning
<ul style="list-style-type: none">• UNE xDSL	<ul style="list-style-type: none">• 14 Days with conditioning
<ul style="list-style-type: none">• UNE Line Sharing	<ul style="list-style-type: none">• ADSL provided to Retail
<ul style="list-style-type: none">• Local Interconnection Trunks	<ul style="list-style-type: none">• Parity with Retail

P-5: Average Completion Notice Interval

Definitions

The Completion Notice Interval is the elapsed time between the BellSouth reported completion of work and the issuance of a valid completion notice to the CLEC.

Exclusions

- Cancelled Service Orders
- Order Activities of BellSouth or the CLEC associated with internal or administrative use of local services (Record Orders, Listing Orders, Test Orders, etc.)
- D&F orders (Exception: "D" orders associated with LNP Standalone)

Business Rules

Measurement on interval of completion date and time entered by a field technician on dispatched orders, and 5PM start time on the due date for non-dispatched orders; to the release of a notice to the CLEC/BellSouth of the completion status. The field technician notifies the CLEC the work was complete and then he/she enters the completion time stamp information in his/her computer. This information switches through to the SOCS systems either completing the order or rejecting the order to the Work Management Center (WMC). If the completion is rejected, it is manually corrected and then completed by the WMC. The notice is returned on each individual order.

The start time for all orders is the completion stamp either by the field technician or the 5PM due date stamp; the end time for mechanized orders is the time stamp the notice was transmitted to the CLEC interface (LENS, EDI, OR TAG). For non-mechanized orders the end timestamp will be timestamp of order update to C-SOTS system.

Calculation

Completion Notice Interval = (a - b)

- a = Date and Time of Notice of Completion
- b = Date and Time of Work Completion

Average Completion Notice Interval = c ÷ d

- c = Sum of all Completion Notice Intervals
- d = Number of Orders with Notice of Completion in Reporting Period

Report Structure

- CLEC Specific
- CLEC Aggregate
- BellSouth Aggregate
- Mechanized Orders
- Non-Mechanized Orders
- Reporting intervals in Hours; 0,1-2,2-4,4-8,8-12,12-24, ≥ 24 plus Overall Average Hour Interval (The categories are inclusive of these time intervals: 0-1 = 0.99; 1-2 = 1-1.99; 2-4 = 2-3.99, etc.)
- Reported in categories of <10 line / circuits; ≥ 10 line/circuits (except trunks)

Data Retained

Relating to CLEC Experience	Relating to BellSouth Performance
<ul style="list-style-type: none"> • Report month • CLEC Order Number (so_nbr) • Work Completion Date (cmplt_n_dt) • Work Completion Time • Completion Notice Availability Date • Completion Notice Availability Time • Service Type • Geographic Scope <p>Note: Code in parentheses is the corresponding header found in the raw data file.</p>	<ul style="list-style-type: none"> • Report month • BellSouth Order Number (so_nbr) • Work Completion Date (cmplt_n_dt) • Work Completion Time • Completion Notice Availability Date • Completion Notice Availability Time • Service Type • Geographic Scope <p>NOTE: Code in parentheses is the corresponding header found in the raw data file.</p>

SQM Disaggregation - Analog/Benchmark

SQM LEVEL of Disaggregation	SQM Retail Analog/Benchmark
• Resale Residence	• Retail Residence
• Resale Business	• Retail Business
• Resale Design	• Retail Design
• Resale PBX	• Retail PBX
• Resale Centrex	• Retail Centrex
• Resale ISDN	• Retail ISDN
• LNP (Standalone)	• Retail Residence and Business (POTS)
• 2W Analog Loop Design	• Retail Residence and Business Dispatch
• 2W Analog Loop Non-Design	• Retail Residence and Business (POTS Excluding Switch-Based Orders)
• UNE Digital Loop < DS1	• Retail Digital Loop < DS1
• UNE Digital Loop ≥ DS1	• Retail Digital Loop ≥ DS1
• UNE Loop + Port Combinations	• Retail Residence and Business
• UNE Switch ports	• Retail Residence and Business (POTS)
• UNE Combo Other	• Retail Residence and Business & Design Dispatch
• UNE xDSL (HDSL, ADSL and UCL)	• ADSL provided to Retail
• UNE ISDN (Includes UDC)	• Retail ISDN BRI
• UNE Line Sharing	• ADSL provided to Retail
• Local Transport (Unbundled Interoffice Transport)	• Retail DS1/DS3 Interoffice
• Local Interconnection Trunks	• Parity with Retail

SEEM Measure

SEEM Measure	
No	Tier I
	Tier II

SEEM Disaggregation - Analog/Benchmark

SEEM Disaggregation	SEEM Analog/Benchmark
• Not Applicable	• Not Applicable

P-6: Coordinated Customer Conversions Interval

Definition

This report measures the average time it takes BellSouth to disconnect an unbundled loop from the BellSouth switch and cross connect it to a CLEC equipment. This measurement applies to service orders with and without LNP, and where the CLEC has requested BellSouth to provide a coordinated cut over.

Exclusions

- Any order canceled by the CLEC will be excluded from this measurement.
- Delays due to CLEC following disconnection of the unbundled loop
- Unbundled Loops where there is no existing subscriber loop and loops where coordination is not requested.

Business Rules

Where the service order includes LNP, the interval includes the total time for the cut over including the translation time to place the line back in service on the ported line. The interval is calculated for the entire cut over time for the service order and then divided by items worked in that time to give the average per-item interval for each service order.

Calculation

Coordinated Customer Conversions Interval = (a - b)

- a = Completion Date and Time for Cross Connection of a Coordinated Unbundled Loop
- b = Disconnection Date and Time of an Coordinated Unbundled Loop

Percent Coordinated Customer Conversions (for each interval) = (c ÷ d) X 100

- c = Total number of Coordinated Customer Conversions for each interval
- d = Total Number of Unbundled Loop with Coordinated Conversions (items) for the reporting period

Report Structure

- CLEC Specific
- CLEC Aggregate
- The interval breakout is 0<5 = 0-4.99, 5<15 = 5-14.99, ≥15 = 15 and greater, plus Overall Average Interval.

Data Retained

Relating to CLEC Experience	Relating to BellSouth Experience
<ul style="list-style-type: none"> • Report Month • CLEC Order Number • Committed Due Date (DD) • Service Type (CLASS_SVC_DESC) • Cut over Start Time • Cut over Completion time • Portability start and completion times (INP orders) • Total Conversions (Items) <p>Note: Code in parentheses is the corresponding header found in the raw data file.</p>	<ul style="list-style-type: none"> • No BellSouth Analog Exists

SQM Disaggregation - Analog/Benchmark

SQM LEVEL of Disaggregation	SQM Retail Analog/Benchmark
<ul style="list-style-type: none"> • Unbundled Loops with INP • Unbundled Loops with LNP 	<ul style="list-style-type: none"> • 95% ≤ 15 minutes

SEEM Measure

SEEM Measure		
Yes	Tier I	X
	Tier II	X

SEEM Disaggregation - Analog/Benchmark

SEEM Disaggregation	SEEM Analog/Benchmark
<ul style="list-style-type: none">• Unbundled Loops	<ul style="list-style-type: none">• 95% ≤ 15 minutes

P-6A: Coordinated Customer Conversions – Hot Cut Timeliness % Within Interval and Average Interval

Definition

This category measures whether BellSouth begins the cut over of an unbundled loop on a coordinated and/or a time specific order at the CLEC requested start time. It measures the percentage of orders where the cut begins within 15 minutes of the requested start time of the order and the average interval.

Exclusions

- Any order canceled by the CLEC will be excluded from this measurement.
- Delays caused by the CLEC
- Unbundled Loops where there is no existing subscriber loop and loops where coordination is not requested.
- All unbundled loops on multiple loop orders after the first loop.

Business Rules

This report measures whether BellSouth begins the cut over of an unbundled loop on a coordinated and/or a time specific order at the CLEC requested start time. The cut is considered on time if it starts 15 minutes before or after the requested start time. Using the scheduled time and the actual cut over start time, the measurement will calculate the percent within interval and the average interval. If a cut involves multiple lines, the cut will be considered “on time” if the first line is cut within the interval. ≤ 15 minutes includes intervals that began 15:00 minutes or less before the scheduled cut time and cuts that began 15 minutes or less after the scheduled cut time; >15 minutes, ≤ 30 minutes includes cuts within 15:00 – 30:00 minutes either prior to or after the scheduled cut time; >30 minutes includes cuts greater than 30:00 minutes either prior to or after the scheduled cut time. If IDLC is involved, a four hour window applies to the start time. (8 A.M. to Noon or 1 P.M. to 5 P.M.) This only applies if BellSouth notifies the CLEC by 10:30 A.M. on the day before the due date that the service is on IDLC.

A Hot Cut is considered complete when one of the following occurs:

1. BellSouth performs the hot cut, notifies the CLEC by telephone.
2. BellSouth performs the hot cut and attempts to notify the CLEC by telephone, but receives no answer and leaves a phone message.

Calculation

$$\% \text{ within Interval} = (a \div b) \times 100$$

- a = Total Number of Coordinated Unbundled Loop Orders for the interval
- b = Total Number of Coordinated Unbundled Loop Orders for the reporting period

$$\text{Interval} = (c - d)$$

- c = Scheduled Time for Cross Connection of a Coordinated Unbundled Loop Order
- d = Actual Start Date and Time of a Coordinated Unbundled Loop Order

$$\text{Average Interval} = (e \div f)$$

- Sum of all Intervals
- Total Number of Coordinated Unbundled Loop Orders for the reporting period.

Report Structure

- CLEC Specific
- CLEC Aggregate

Reported in intervals of early, on time and late cuts $\% \leq 15$ minutes; $\% >15$ minutes, ≤ 30 minutes; $\% >30$ minutes, plus Overall Average Interval

Data Retained

Relating to CLEC Experience	Relating to BellSouth Experience
<ul style="list-style-type: none"> • Report Month • CLEC Order Number (so_nbr) • Committed Due Date (DD) • Service Type (CLASS_SVC_DESC) • Cut over Scheduled Start Time • Cut over Actual Start Time • Total Conversions Orders <p>Note: Code in parentheses is the corresponding header found in the raw data file.</p>	<ul style="list-style-type: none"> • No BellSouth Analog exists

SQM Disaggregation - Analog/Benchmark

SQM LEVEL of Disaggregation	SQM Retail Analog/Benchmark
<ul style="list-style-type: none"> • Product Reporting Level <ul style="list-style-type: none"> - SL1 Time Specific - SL1 Non-Time Specific - SL2 Time Specific - SL2 Non-Time Specific 	<ul style="list-style-type: none"> • 95% Within + or – 15 minutes of Scheduled Start Time
<ul style="list-style-type: none"> - SL1 IDLC - SL2 IDLC 	<ul style="list-style-type: none"> • 95% within 4-hour window

SEEM Measure

SEEM Measure		
Yes	Tier I	X
	Tier II	X

SEEM Disaggregation - Analog/Benchmark

SEEM Disaggregation	SEEM Analog/Benchmark
<ul style="list-style-type: none"> - UNE Loops 	<ul style="list-style-type: none"> • 95% Within + or – 15 minutes of Scheduled Start time
<ul style="list-style-type: none"> - SL1 IDLC 	<ul style="list-style-type: none"> • 95% within 4-hour window

P-6B: Coordinated Customer Conversions – Average Recovery Time

Definition

Measures the time between notification and resolution by BellSouth of a service outage found that can be isolated to the BellSouth side of the network. The time between notification and resolution by BellSouth must be measured to ensure that CLEC customers do not experience unjustifiable lengthy service outages during a Coordinated Customer Conversion. This report measures outages associated with Coordinated Customer Conversions prior to service order completion.

Exclusions

- Cut overs where service outages are due to CLEC caused reasons
- Cut overs where service outages are due to end-user caused reasons

Business Rules

Measures the outage duration time related to Coordinated Customer Conversions from the initial trouble notification until the trouble has been restored and the CLEC has been notified. The duration time is defined as the time from the initial trouble notification until the trouble has been restored and the CLEC has been notified. The interval is calculated on the total outage time for the circuits divided by the total number of outages restored during the report period to give the average outage duration.

Calculation

Recovery Time = (a - b)

- a = Date & Time That Trouble is Closed by CLEC
- b = Date & Time Initial Trouble is Opened with BellSouth

Average Recovery Time = (c ÷ d)

- c = Sum of all the Recovery Times
- d = Number of Troubles Referred to the BellSouth

Report Structure

- CLEC Specific
- CLEC Aggregate

Data Retained

Relating to CLEC Experience	Relating to BellSouth Experience
<ul style="list-style-type: none"> • Report month • CLEC Company Name • CLEC Order Number (so_nbr) • Committed Due Date (DD) • Service Type (CLASS_SVC_DESC) • CLEC Acceptance Conflict (CLEC_CONFLICT) under development • CLEC Conflict Resolved (CLEC_RESOLVE) under development • CLEC Conflict MFC (CLEC_CONFLICT_MFC) under development • Total Conversion Orders <p>Note: Code in parentheses is the corresponding header found in the raw data file.</p>	<ul style="list-style-type: none"> • None

SQM Disaggregation - Analog/Benchmark

SQM LEVEL of Disaggregation	Retail Analog/Benchmark
<ul style="list-style-type: none"> • Unbundled Loops with INP • Unbundled Loops with LNP 	<ul style="list-style-type: none"> • Diagnostic

SEEM Measure

SEEM Measure		
No	Tier I	
	Tier II	

SEEM Disaggregation - Analog/Benchmark

SEEM Disaggregation	SEEM Analog/Benchmark
<ul style="list-style-type: none"> • Not Applicable 	<ul style="list-style-type: none"> • Not Applicable

P-6C: Coordinated Customer Conversions - % Provisioning Troubles Received Within 7 days of a completed Service Order

Definition

The Percent Provisioning Troubles received within 7 days of a completed service order associated with a Coordinated Customer Conversion (CCC) measures the quality and accuracy of Coordinated Customer Conversion Activities.

Exclusions

- Any order canceled by the CLEC
- Troubles caused by Customer Provided Equipment

Business Rules

Measures the quality and accuracy of completed service orders associated with Coordinated Customer Conversions. The first trouble report received on a circuit ID within 7 days following a service order completion is counted in this measure. Subsequent trouble reports are measured in Repeat Report Rate. Reports are calculated searching in the prior report period for completed Coordinated Customer Conversion service orders and following 7 days after the completion of the service order for a trouble report issue date.

Calculation

% Provisioning Troubles within 7 days of service order completion = $(a \div b) \times 100$

- a = The sum of all CCC Circuits with a trouble within 7 days following service order(s) completion
- b = The total number of CCC service order circuits completed in the previous report calendar month

Report Structure

- CLEC Specific
- CLEC Aggregate
- Dispatch/Non-Dispatch

Data Retained

Relating to CLEC Experience	Relating to BellSouth Experience
<ul style="list-style-type: none"> • Report Month • CLEC Order Number (so_nbr) • PON • Order Submission Date (TICKET_ID) • Order Submission Time (TICKET_ID) • Status Type • Status Notice Date • Standard Order Activity • Geographic Scope • Total conversion circuits <p>Note: Code in parentheses is the corresponding header found in the raw data file.</p>	<ul style="list-style-type: none"> • No BellSouth Analog exists

SQM Disaggregation - Analog/Benchmark

SQM LEVEL of Disaggregation	SQM Retail Analog/Benchmark
<ul style="list-style-type: none"> • UNE Loop Design • UNE Loop Non-Design • Dispatch/Non-Dispatch 	<ul style="list-style-type: none"> • ≤ 5%

SEEM Measure

SEEM Measure		
Yes	Tier I	X
	Tier II	X

SEEM Disaggregation - Analog/Benchmark

SEEM Disaggregation	SEEM Analog/Benchmark
<ul style="list-style-type: none"> • UNE Loops 	<ul style="list-style-type: none"> • ≤ 5%

P-7: Cooperative Acceptance Testing - % of xDSL Loops Tested

Definition

The loop will be considered cooperatively tested when the BellSouth technician places a call to the CLEC representative to initiate cooperative testing and jointly performs the tests with the CLEC.

Exclusions

- Testing failures due to CLEC (incorrect contact number, CLEC not ready, etc.)
- xDSL lines with no request for cooperative testing

Business Rules

When a BellSouth technician finishes delivering an order for an xDSL loop where the CLEC order calls for cooperative testing at the customer's premise, the BellSouth technician is to call a toll free number to the CLEC testing center. The BellSouth technician and the CLEC representative at the center then test the line. As an example of the type of testing performed, the testing center may ask the technician to put a short on the line so that the center can run a test to see if it can identify the short.

Calculation

Cooperative Acceptance Testing - % of xDSL Loops Tested = $(a \div b) \times 100$

- a = Total number of successful xDSL cooperative tests for xDSL lines where cooperative testing was requested in the reporting period
- b = Total Number of xDSL line tests requested by the CLEC and scheduled in the reporting period

Report Structure

- CLEC Specific
- CLEC Aggregate
- Type of Loop tested

Data Retained

Relating to CLEC Experience	Relating to BellSouth Experience
<ul style="list-style-type: none"> • Report Month • CLEC Company Name (OCN) • CLEC Order Number (so_nbr) and PON (PON) • Committed Due Date (DD) • Service Type (CLASS_SVC_DESC) • Acceptance Testing Completed (ACCEPT_TESTING) under development • Acceptance Testing Declined (ACCEPT_TESTING) under development • Total xDSL Orders <p>Note: Code in parentheses is the corresponding header found in the raw data file.</p>	<ul style="list-style-type: none"> • No BellSouth analog exists

SQM Disaggregation - Analog/Benchmark

SQM LEVEL of Disaggregation:	Retail Analog/Benchmark:
<ul style="list-style-type: none"> • UNE xDSL <ul style="list-style-type: none"> - ADSL - HDSL - UCL - OTHER 	<ul style="list-style-type: none"> • 95% of Lines Tested

SEEM Measure

SEEM Measure		
Yes	Tier I	
	Tier II	X

SEEM Disaggregation - Analog/Benchmark

SEEM Disaggregation:	SEEM Analog/Benchmark:
<ul style="list-style-type: none">• UNE xDSL	<ul style="list-style-type: none">• 95% of Lines Tested

P-7: Cooperative Acceptance Testing - % of xDSL Loops Tested

P-8: % Provisioning Troubles within 30 days of Service Order Completion

Definition

Percent Provisioning Troubles within 30 days of Service Order Completion measures the quality and accuracy of Service order activities.

Exclusions

- Canceled Service Orders
- Order Activities of BellSouth or the CLEC associated with internal or administrative use of local services (Record Orders, Listing Orders, Test Orders, etc.)
- D & F orders
- Trouble reports caused and closed out to Customer Provided Equipment (CPE)

Business Rules

Measures the quality and accuracy of completed orders. The first trouble report from a service order after completion is counted in this measure. Subsequent trouble reports are measured in Repeat Report Rate. Reports are calculated searching in the prior report period for completed service orders and following 30 days after completion of the service order for a trouble report issue date.

D & F orders are excluded as there is no subsequent activity following a disconnect.

Note: Standalone LNP historical data is not available in the maintenance systems (LMOS or WFA).

Calculation

% Provisioning Troubles within 30 days of Service Order Activity = $(a \div b) \times 100$

- a = Trouble reports on all completed orders 30 days following service order(s) completion
- b = All Service Orders completed in the previous report calendar month

Report Structure

- CLEC Specific
- CLEC Aggregate
- BellSouth Aggregate
- Reported in categories of <10 line/circuits; ≥ 10 line/circuits (except trunks)
- Dispatch / No Dispatch (except trunks)

Data Retained

Relating to CLEC Experience	Relating to BellSouth Experience
<ul style="list-style-type: none"> • Report Month • CLEC Order Number and PON • Order Submission Date (TICKET_ID) • Order Submission Time (TICKET_ID) • Status Type • Status Notice Date • Standard Order Activity • Geographic Scope <p>Note: Code in parentheses is the corresponding header found in the raw data file.</p>	<ul style="list-style-type: none"> • Report Month • BellSouth Order Number • Order Submission Date • Order Submission Time • Status Type • Status Notice Date • Standard Order Activity • Geographic Scope

SQM Disaggregation - Analog/Benchmark

SQM LEVEL of Disaggregation	Retail Analog/Benchmark
<ul style="list-style-type: none"> • Resale Residence 	<ul style="list-style-type: none"> • Retail Residence

SQM LEVEL of Disaggregation	Retail Analog/Benchmark
• Resale Business	• Retail Business
• Resale Design	• Retail Design
• Resale PBX	• Retail PBX
• Resale Centrex	• Retail Centrex
• Resale ISDN	• Retail ISDN
• 2W Analog Loop Design	• Retail Residence and Business Dispatch
• 2W Analog Loop Non -Design	• Retail Residence and Business (POTS - Excluding Switch-Based Orders)
• UNE Digital Loop < DS1	• Retail Digital Loop < DS1
• UNE Digital Loop ≥ DS1	• Retail Digital Loop ≥ DS1
• UNE xDSL (HDSL, ADSL and UCL)	• ADSL provided to Retail
• UNE ISDN (Includes UDC)	• Retail ISDN BRI
• UNE Line Sharing	• ADSL provided to Retail
• UNE Switch ports	• Retail Residence and Business (POTS)
• UNE Loop + Port Combinations	• Retail Residence and Business
• UNE Combo Other	• Retail Residence, Business and Design Dispatch
• Local Transport (Unbundled Interoffice Transport)	• Retail DS1/DS3 Interoffice
• Local Interconnection Trunks	• Parity with Retail

SEEM Measure

SEEM Measure		
Yes	Tier I	X
	Tier II	X

SEEM Disaggregation - Analog/Benchmark

SEEM Disaggregation	SEEM Analog/Benchmark
• Resale POTS	• Retail Residence and Business (POTS)
• Resale Design	• Retail Design
• UNE Loop + Port Combinations	• Retail Residence and Business
• UNE Loops	• Retail Residence and Business Dispatch
• UNE xDSL	• ADSL provided to Retail
• UNE Line Sharing	• ADSL provided to Retail
• Local Interconnection Trunks	• Parity with Retail

P-9: Total Service Order Cycle Time (TSOCT)

Definition

This report measures the total service order cycle time from receipt of a valid service order request to the return of a completion notice to the CLEC Interface.

Exclusions

- Canceled Service Orders
- Order Activities of BellSouth or the CLEC associated with internal or administrative use of local services (Record Orders, Listing Orders, Test Orders, etc.)
- D (Disconnect - Except "D" orders associated with LNP Standalone.) and F (From) orders. (From is disconnect side of a move order when the customer moves to a new address).
- "L" Appointment coded orders (where the customer has requested a later than offered interval)
- Orders with CLEC/Subscriber caused delays or CLEC/Subscriber requested due date changes.

Business Rules

The interval is determined for each order processed during the reporting period. This measurement combines three reports: FOC Timeliness, Average Order Completion Interval and Average Completion Notice Interval.

This interval starts with the receipt of a valid service order request and stops when a completion notice is sent to the CLEC Interface (LENS, TAG OR EDI). Elapsed time for each order is accumulated for each reporting dimension. The accumulated time for each reporting dimension is then divided by the associated total number of orders completed. Orders that are worked on zero due dates are calculated with a .33 day interval (8 hours) in order to report a portion of a day interval. These orders are issued and worked/completed on same day. They can be either flow through orders (no field work-non-dispatched) or field orders (dispatched).

Reporting is by Fully Mechanized, Partially Mechanized and Non-Mechanized receipt of LSRs.

Calculation

Total Service Order Cycle Time = (a - b)

- a = Service Order Completion Notice Date
- b = Service Request Receipt Date

Average Total Service Order Cycle Time = (c ÷ d)

- c = Sum of all Total Service Order Cycle Times
- d = Total Number Service Orders Completed in Reporting Period

Total Service Order Cycle Time Interval Distribution (for each interval) = (e ÷ f) X 100

- e = Total Number of Service Requests Completed in "X" minutes/hours
- f = Total Number of Service Requests Received in Reporting Period

Report Structure

- CLEC Specific
- CLEC Aggregate
- BellSouth Aggregate
- Fully Mechanized; Partially Mechanized; Non-Mechanized
- Report in categories of <10 line/circuits; ≥ 10 line/circuits (except trunks)
- Dispatch / No Dispatch categories applicable to all levels except trunks
- Intervals 0-5, 5-10, 10-15, 15-20, 20-25, 25-30, ≥ 30 Days. The interval breakout is: 0-5 = 0-4.99, 5-10 = 5-9.99, 10-15 = 10-14.99, 15-20 = 15-19.99, 20-25 = 20-24.99, 25-30 = 25-29.99, ≥ 30 = 30 and greater.

Data Retained

Relating to CLEC Experience	Relating to BellSouth Experience
<ul style="list-style-type: none"> • Report Month • Interval for FOC • CLEC Company Name (OCN) • Order Number (PON) • Submission Date & Time (TICKET_ID) • Completion Date (CMPLTN_DT) • Service Type (CLASS_SVC_DESC) • Geographic Scope <p>Note: Code in parentheses is the corresponding header found in the raw data file</p>	<ul style="list-style-type: none"> • Report Month • BellSouth Order Number • Order Submission Date & Time • Order Completion Date & Time • Service Type • Geographic Scope

SQM Disaggregation - Analog/Benchmark

SQM LEVEL of Disaggregation	Retail Analog/Benchmark
<ul style="list-style-type: none"> • Resale Residence • Resale Business • Resale Design • Resale PBX • Resale Centrex • Resale ISDN • LNP (Standalone) • 2W Analog Loop Design • 2W Analog Loop Non-Design • UNE Switch ports • UNE Digital Loops < DS1 • UNE Digital Loops ≥ DS1 • UNE Loop + Port Combinations • UNE Combo Other • UNE xDSL (HDSL, ADSL and UCL) • UNE ISDN • UNE Line Sharing • Local Transport (Unbundled Interoffice Transport) • Local Interconnection Trunks 	<ul style="list-style-type: none"> • Diagnostic

SEEM Measure

SEEM Measure		
No	Tier I	
	Tier II	

SEEM Disaggregation - Analog/Benchmark

SEEM Disaggregation	SEEM Analog/Benchmark
<ul style="list-style-type: none"> • Not Applicable 	<ul style="list-style-type: none"> • Not Applicable

P-10: LNP-Percent Missed Installation Appointments

Definition

“Percent missed installation appointments” monitors the reliability of BellSouth commitments with respect to committed due dates to assure that CLECs can reliably quote expected due dates to their retail customer as compared to BellSouth. This measure is the percentage of total orders processed for which BellSouth is unable to complete the service orders on the committed due dates and reported for total misses and End User Misses.

Exclusions

- Canceled Service Orders
- Order Activities of BellSouth or the CLEC associated with internal or administrative use of local services (Record Orders, Listing Orders, Test Orders, etc.) where identifiable

Business Rules

Percent Missed Installation Appointments (PMI) is the percentage of total orders processed for which BellSouth is unable to complete the service orders on the committed due dates. Missed Appointments caused by end-user reasons will be included and reported in a separate category. The first commitment date on the service order that is a missed appointment is the missed appointment code used for calculation whether it is a BellSouth missed appointment or an End User missed appointment. The “due date” is any time on the confirmed due date, which means there cannot be a cutoff time for commitments as certain types of orders are requested to be worked after standard business hours. Also, during Daylight Savings Time, field technicians are scheduled until 9PM in some areas and the customer is offered a greater range of intervals from which to select.

Calculation

LNP Percent Missed Installation Appointments = $(a \div b) \times 100$

- a = Number of Orders with Completion date in Reporting Period past the Original Committed Due Date
- b = Number of Orders Completed in Reporting Period

Report Structure

- CLEC Specific
- CLEC Aggregate
- Geographic Scope
 - State/Region
- Report in Categories of <10 lines/circuits ≥ 10 lines/circuits (except trunks)
- Dispatch/No Dispatch

Report explanation: Total Missed Appointments is the total percent of orders missed either by BellSouth or the CLEC end user. End User MA represents the percentage of orders missed by the CLEC end user. The difference between End User Missed Appointments and Total Missed Appointments is the result of BellSouth caused misses.

Data Retained

Relating to CLEC Experience	Relating to BellSouth Experience
<ul style="list-style-type: none"> • Report month • CLEC Order Number and PON (PON) • Committed Due Date (DD) • Completion Date (CMPLTN DD) • Status Type • Status Notice Date • Standard Order Activity • Geographic Scope <p>Note: Code in parentheses is the corresponding header found in the raw data file.</p>	Not Applicable

SQM Disaggregation - Analog/Benchmark

SQM LEVEL of Disaggregation	SQM Retail Analog/Benchmark
• LNP	• Retail Residence & Business (POTS)

SEEM Measure

SEEM Measure		
Yes	Tier I	X
	Tier II	X

SEEM Disaggregation - Analog/Benchmark

SEEM Disaggregation	SEEM Analog/Benchmark
• LNP	• Retail Residence & Business (POTS)

P-11: LNP-Average Disconnect Timeliness Interval & Disconnect Timeliness Interval Distribution

Definition

Disconnect Timeliness is defined as the interval between the time ESI Number Manager receives the valid 'Number Ported' message from NPAC (signifying the CLEC 'Activate') until the time the Disconnect is completed in the Central Office switch. This interval effectively measures BellSouth responsiveness by isolating it from impacts that are caused by CLEC related activities.

Exclusions

- Canceled Service Orders
- Order Activities of BellSouth or the CLEC associated with internal or administrative use of local services (Record Orders, Listing Orders, Test Orders, etc.) where identifiable.

Business Rules

The Disconnect Timeliness interval is determined for each number ported associated with a disconnect service order processed on an LSR during the reporting period. The Disconnect Timeliness interval is the elapsed time from when BellSouth receives a valid 'Number Ported' message in ESI Number Manager (signifying the CLEC 'Activate') for each telephone number ported until each number on the service order is disconnected in the Central Office switch. Elapsed time for each ported number is accumulated for each reporting dimension. The accumulated time for each reporting dimension is then divided by the total number of selected telephone numbers disconnected in the reporting period.

Calculation

Disconnect Timeliness Interval = (a - b)

- a = Completion Date and Time in Central Office switch for each number on disconnect order
- b = Valid 'Number Ported' message received date & time

Average Disconnect Timeliness Interval = (c ÷ d)

- c = Sum of all Disconnect Timeliness Intervals
- d = Total Number of disconnected numbers completed in reporting period

Disconnect Timeliness Interval Distribution (for each interval) = (e ÷ f) X 100

- e = Disconnected numbers completed in "X" days
- f = Total disconnect numbers completed in reporting period

Report Structure

- CLEC Specific
- CLEC Aggregate
- Geographic Scope
 - State, Region

Data Retained

Relating to CLEC Experience	Relating to BellSouth Experience
<ul style="list-style-type: none"> • Order Number • Telephone Number / Circuit Number • Committed Due Date • Receipt Date / Time (ESI Number Manager) • Date/Time of Recent Change Notice 	<ul style="list-style-type: none"> • Not Applicable

SQM Disaggregation - Analog/Benchmark

SQM LEVEL of Disaggregation:	SQM Retail Analog/Benchmark:
• LNP	• 95% within 24 hours

SEEM Measure

SEEM Measure		
Yes	Tier I	X
	Tier II	X

SEEM Disaggregation - Analog/Benchmark

SEEM Disaggregation	SEEM Analog/Benchmark
• LNP	• 95% within 24 hours

P-12: LNP-Total Service Order Cycle Time (TSOCT)

Definition

Total Service Order Cycle Time measures the interval from receipt of a valid service order request to the completion of the final service order associated with that service request.

Exclusions

- Canceled Service Orders
- Order Activities of BellSouth or the CLEC associated with internal or administrative use of local services (Record Orders, Listing Orders, Test Orders, etc.) where identifiable
- "L" appointment coded orders (indicating the customer has requested a later than offered interval)
- "S" missed appointment coded orders (indicating subscriber missed appointments), except for "SP" codes (indicating subscriber prior due date requested). This would include "S" codes assigned to subsequent due date changes.

Business Rules

The interval is determined for each order processed during the reporting period. This measurement combines three reports: FOC Timeliness, Average Order Completion Interval and Average Completion Notice Interval.

This interval starts with the receipt of a valid service order request and stops when a completion notice is sent to the CLEC Interface (LENS, TAG OR EDI). Elapsed time for each order is accumulated for each reporting dimension. The accumulated time for each reporting dimension is then divided by the associated total number of orders completed. Orders that are worked on zero due dates are calculated with a .33 day interval (8 hours) in order to report a portion of a day interval. These orders are issued and worked/completed on same day. They can be either flow through orders (no field work-non-dispatched) or field orders (dispatched).

Reporting is by Fully Mechanized, Partially Mechanized and Non-Mechanized receipt of LSRs.

Calculation

Total Service Order Cycle Time = (a - b)

- a = Service Order Completion Notice Date
- b = Service Request Receipt Date

Average Total Service Order Cycle Time = (c ÷ d)

- c = Sum of all Total Service Order Cycle Times
- d = Total Number Service Orders Completed in Reporting Period

Total Service Order Cycle Time Interval Distribution (for each interval) = (e ÷ f) X 100

- e = Total Number of Service Orders Completed in "X" minutes/hours
- f = Total Number of Service Orders Received in Reporting Period

Report Structure

- CLEC Specific
- CLEC Aggregate
- Fully Mechanized; Partially Mechanized; Non-Mechanized
- Report in categories of <10 line/circuits; ≥ 10 line/circuits (except trunks)
- Dispatch / No Dispatch categories applicable to all levels except trunks
- Intervals 0-5, 5-10, 10-15, 15-20, 20-25, 25-30, ≥ 30 Days. The interval breakout is: 0-5 = 0-4.99, 5-10 = 5-9.99, 10-15 = 10-14.99, 15-20 = 15-19.99, 20-25 = 20-24.99, 25-30 = 25-29.99, ≥ 30 = 30 and greater.

Data Retained

Relating to CLEC Experience	Relating to BellSouth Experience
<ul style="list-style-type: none"> • Report Month • Interval for FOC • CLEC Company Name (OCN) • Order Number (PON) • Submission Date & Time (TICKET_ID) • Completion Date (CMPLTN_DT) • Service Type (CLASS_SVC_DESC) • Geographic Scope <p>Note: Code in parentheses is the corresponding header found in the raw data file</p>	<ul style="list-style-type: none"> • Not Applicable

SQM Disaggregation - Analog/Benchmark

SQM Level of Disaggregation	Retail Analog/Benchmark
<ul style="list-style-type: none"> • LNP 	<ul style="list-style-type: none"> • Diagnostic

SEEM Measure

SEEM Measure		
No	Tier I	
	Tier II	

SEEM Disaggregation - Analog/Benchmark

SEEM Disaggregation	SEEM Analog/Benchmark
<ul style="list-style-type: none"> • Not Applicable 	<ul style="list-style-type: none"> • Not Applicable

Section 4: Maintenance & Repair

M&R-1: Missed Repair Appointments

Definition

The percent of trouble reports not cleared by the committed date and time.

Exclusions

- Trouble tickets canceled at the CLEC request.
- BellSouth trouble reports associated with internal or administrative service.
- Customer Provided Equipment (CPE) troubles or CLEC Equipment Trouble.

Business Rules

The negotiated commitment date and time is established when the repair report is received. The cleared time is the date and time that BellSouth personnel clear the trouble and closes the trouble report in his/her Computer Access Terminal (CAT) or workstation. If this is after the Commitment time, the report is flagged as a “Missed Commitment” or a missed repair appointment. When the data for this measure is collected for BellSouth and a CLEC, it can be used to compare the percentage of the time repair appointments are missed due to BellSouth reasons. (No access reports are not part of this measure because they are not a missed appointment.)

Note: Appointment intervals vary with force availability in the POTS environment. Specials and Trunk intervals are standard interval appointments of no greater than 24 hours. Standalone LNP historical data is not available in the maintenance systems (LMOS or WFA).

Calculation

Percentage of Missed Repair Appointments = $(a \div b) \times 100$

- a = Count of Customer Troubles Not Cleared by the Quoted Commitment Date and Time
- b = Total Trouble reports closed in Reporting Period

Report Structure

- Dispatch / Non-Dispatch
- CLEC Specific
- CLEC Aggregate
- BellSouth Aggregate

Data Retained

Relating to CLEC Experience	Relating to BellSouth Performance
<ul style="list-style-type: none"> • Report month • CLEC Company Name • Submission Date & Time (TICKET_ID) • Completion Date (CMPLTN_DT) • Service Type (CLASS_SVC_DESC) • Disposition and Cause (CAUSE_CD & CAUSE_DESC) • Geographic Scope <p>Note: Code in parentheses is the corresponding header found in the raw data file.</p>	<ul style="list-style-type: none"> • Report month • BellSouth Company Code • Submission Date & Time • Completion Date • Service Type • Disposition and Cause (Non-Design /Non-Special Only) • Trouble Code (Design and Trunking Services) • Geographic Scope

SQM Disaggregation - Retail Analog/Benchmark

SQM Level of Disaggregation	SQM Retail Analog/Benchmark
• Resale Residence	• Retail Residence
• Resale Business	• Retail Business
• Resale Design	• Retail Design
• Resale PBX	• Retail PBX
• Resale Centrex	• Retail Centrex
• Resale ISDN	• Retail ISDN
• 2W Analog Loop Design	• Retail Residence & Business Dispatch
• 2W Analog Loop Non – Design	• Retail Residence & Business (POTS) (Exclusion of switch-based feature troubles)
• UNE Digital Loop < DS1	• Retail Digital Loop < DS1
• UNE Digital Loop ≥ DS1	• Retail Digital Loop ≥ DS1
• UNE Loop + Port Combinations	• Retail Residence & Business
• UNE Switch ports	• Retail Residence & Business (POTS)
• UNE Combo Other	• Retail Residence, Business & Design Dispatch
• UNE xDSL (HDSL, ADSL and UCL)	• ADSL provided to Retail
• UNE ISDN	• Retail ISDN – BRI
• UNE Line Sharing	• ADSL provided to Retail
• Local Interconnection Trunks	• Parity with Retail
• Local Transport (Unbundled Interoffice Transport)	• Retail DS1/DS3 Interoffice

M&R-1: Missed Repair Appointments

SEEM Measure

SEEM Measure		
Yes	Tier I	X
	Tier II	X

SEEM Disaggregation - Analog/Benchmark

SEEM Disaggregation	SEEM Analog/Benchmark
• Resale POTS	• Retail Residence and Business (POTS)
• Resale Design	• Retail Design
• UNE Loop + Port Combinations	• Retail Residence and Business
• UNE Loops	• Retail Residence and Business Dispatch
• UNE xDSL	• ADSL provided to Retail
• UNE Line Sharing	• ADSL provided to Retail
• Local Interconnection Trunks	• Parity with Retail

M&R-2: Customer Trouble Report Rate

Definition

Initial and repeated customer direct or referred troubles reported within a calendar month per 100 lines/circuits in service.

Exclusions

- Trouble tickets canceled at the CLEC request.
- BellSouth trouble reports associated with internal or administrative service.
- Customer Provided Equipment (CPE) troubles or CLEC Equipment Trouble.
- LMOS - Code 7 (Test OK), Code 8 (Found OK - In), Code 9 (Found OK - Out)
- WFA - No Trouble Found (NTF)

Business Rules

Customer Trouble Report Rate is computed by accumulating the number of maintenance initial and repeated trouble reports during the reporting period. The resulting number of trouble reports are divided by the total “number of service” lines, ports or combination that exist for the CLECs and BellSouth respectively at the end of the report month.

Calculation

$$\text{Customer Trouble Report Rate} = (a \div b) \times 100$$

- a = Count of Initial and Repeated Trouble Reports closed in the Current Period
- b = Number of Service Access Lines in service at End of the Report Period

Report Structure

- Dispatch / Non-Dispatch
- CLEC Specific
- CLEC Aggregate
- BellSouth Aggregate

Data Retained

Relating to CLEC Experience	Relating to BellSouth Performance
<ul style="list-style-type: none"> • Report month • CLEC Company Name • Ticket Submission Date & Time (TICKET_ID) • Ticket Completion Date (CMPLTN_DT) • Service Type (CLASS_SVC_DESC) • Disposition and Cause (CAUSE_CD & CAUSE_DESC) • # Service Access Lines in Service at the end of period • Geographic Scope <p>Note: Code in parentheses is the corresponding header found in the raw data file.</p>	<ul style="list-style-type: none"> • Report month • BellSouth Company Code • Ticket Submission Date & Time • Ticket Completion Date • Service Type • Disposition and Cause (Non-Design /Non-Special Only) • Trouble Code (Design and Trunking Services) • # Service Access Lines in Service at the end of period • Geographic Scope

SQM Disaggregation - Analog/Benchmark

SQM Level of Disaggregation	SQM Analog/Benchmark
• Resale Residence	• Retail Residence
• Resale Business	• Retail Business
• Resale Design	• Retail Design
• Resale PBX	• Retail PBX
• Resale Centrex	• Retail Centrex

SQM Level of Disaggregation	SQM Analog/Benchmark
• Resale ISDN	• Retail ISDN
• 2W Analog Loop Design	• Retail Residence & Business Dispatch
• 2W Analog Loop Non – Design	• Retail Residence & Business (POTS) (Exclusion of switch-based feature troubles)
• UNE Digital Loop < DS1	• Retail Digital Loop < DS1
• UNE Digital Loop ≥ DS1	• Retail Digital Loop ≥ DS1
• UNE Loop + Port Combinations	• Retail Residence & Business
• UNE Switch ports	• Retail Residence & Business (POTS)
• UNE Combo Other	• Retail Residence, Business & Design Dispatch
• UNE xDSL (HDSL, ADSL and UCL)	• ADSL provided to Retail
• UNE ISDN	• Retail ISDN – BRI
• UNE Line Sharing	• ADSL provided to Retail
• Local Interconnection Trunks	• Parity with Retail
• Local Transport (Unbundled Interoffice Transport)	• Retail DS1/DS3 Interoffice

SEEM Measure

SEEM Measure		
Yes	Tier I	X
	Tier II	X

SEEM Disaggregation - Analog/Benchmark

SEEM Disaggregation	SEEM Analog/Benchmark
• Resale POTS	• Retail Residence and Business (POTS)
• Resale Design	• Retail Design
• UNE Loop + Port Combinations	• Retail Residence and Business
• UNE Loops	• Retail Residence and Business Dispatch
• UNE xDSL	• ADSL provided to Retail
• UNE Line Sharing	• ADSL provided to Retail
• Local Interconnection Trunks	• Parity with Retail

M&R-3: Maintenance Average Duration

Definition

The Average duration of Customer Trouble Reports from the receipt of the Customer Trouble Report to the time the trouble report is cleared.

Exclusions

- Trouble tickets canceled at the CLEC request.
- BellSouth trouble reports associated with internal or administrative service.
- Customer Provided Equipment (CPE) troubles or CLEC Equipment Trouble.

Business Rules

For Average Duration the clock starts on the date and time of the receipt of a correct repair request. The clock stops on the date and time the service is restored and the BellSouth or CLEC customer is notified (when the technician completes the trouble ticket on his/her CAT or work systems).

Calculation

Maintenance Duration = (a - b)

- a = Date and Time of Service Restoration
- b = Date and Time Trouble Ticket was Opened

Average Maintenance Duration = (c ÷ d)

- c = Total of all maintenance durations in the reporting period
- d = Total Closed Troubles in the reporting period

Report Structure

- Dispatch / Non-Dispatch
- CLEC Specific
- CLEC Aggregate
- BellSouth Aggregate

Data Retained

Relating to CLEC Experience:	Relating to BellSouth Performance:
<ul style="list-style-type: none"> • Report month • Total Tickets (LINE_NBR) • CLEC Company Name • Ticket Submission Date & Time (TICKET_ID) • Ticket Completion Date (CMPLTN_DT) • Service Type (CLASS_SVC_DESC) • Disposition and Cause (CAUSE_CD & CAUSE_DESC) • Geographic Scope <p>Note: Code in parentheses is the corresponding header found in the raw data file.</p>	<ul style="list-style-type: none"> • Report month • Total Tickets • BellSouth Company Code • Ticket Submission Date • Ticket Submission Time • Ticket Completion Date • Ticket Completion Time • Total Duration Time • Service Type • Disposition and Cause (Non-Design /Non-Special Only) • Trouble Code (Design and Trunking Services) • Geographic Scope

SQM Disaggregation - Analog/Benchmark

SQM Level of Disaggregation	SQM Analog/Benchmark
<ul style="list-style-type: none"> • Resale Residence 	<ul style="list-style-type: none"> • Retail Residence
<ul style="list-style-type: none"> • Resale Business 	<ul style="list-style-type: none"> • Retail business

SQM Level of Disaggregation	SQM Analog/Benchmark
• Resale Design	• Retail Design
• Resale PBX	• Retail PBX
• Resale Centrex	• Retail Centrex
• Resale ISDN	• Retail ISDN
• 2W Analog Loop Design	• Retail Residence & Business Dispatch
• 2W Analog Loop Non – Design	• Retail Residence & Business (POTS) (Exclusion of switch-based feature troubles)
• UNE Digital Loop < DS1	• Retail Digital Loop < DS1
• UNE Digital Loop ≥ DS1	• Retail Digital Loop ≥ DS1
• UNE Loop + Port Combinations	• Retail Residence & Business
• UNE Switch ports	• Retail Residence & Business (POTS)
• UNE Combo Other	• Retail Residence, Business & Design Dispatch
• UNE xDSL (HDSL, ADSL and UCL)	• ADSL provided to Retail
• UNE ISDN	• Retail ISDN – BRI
• UNE Line Sharing	• ADSL provided to Retail
• Local Interconnection Trunks	• Parity with Retail
• Local Transport (Unbundled Interoffice Transport)	• Retail DS1/DS3 Interoffice

SEEM Measure

SEEM Measure		
Yes	Tier I	X
	Tier II	X

SEEM Disaggregation - Analog/Benchmark

SEEM Disaggregation	SEEM Analog/Benchmark
• Resale POTS	• Retail Residence and Business (POTS)
• Resale Design	• Retail Design
• UNE Loop + Port Combinations	• Retail Residence and Business
• UNE Loops	• Retail Residence and Business Dispatch
• UNE xDSL	• ADSL provided to Retail
• UNE Line Sharing	• ADSL provided to Retail
• Local Interconnection Trunks	• Parity with Retail

M&R-4: Percent Repeat Troubles within 30 Days

Definition

Closed trouble reports on the same line/circuit as a previous trouble report received within 30 calendar days as a percent of total troubles closed reported

Exclusions

- Trouble tickets canceled at the CLEC request.
- BellSouth trouble reports associated with internal or administrative service.
- Customer Provided Equipment (CPE) troubles or CLEC Equipment Trouble.

Business Rules

Includes Customer trouble reports received within 30 days of an original Customer trouble report

Calculation

Percent Repeat Troubles within 30 Days = $(a \div b) \times 100$

- a = Count of closed Customer Troubles where more than one trouble report was logged for the same service line within a continuous 30 days
- b = Total Trouble Reports Closed in Reporting Period

Report Structure

- Dispatch / Non-Dispatch
- CLEC Specific
- CLEC Aggregate
- BellSouth Aggregate

Data Retained

Relating to CLEC Experience	Relating to BellSouth Performance
<ul style="list-style-type: none"> • Report month • Total Tickets (LINE_NBR) • CLEC Company Name • Ticket Submission Date & Time (TICKET_ID) • Ticket Completion Date (CMLTN_DT) • Total and Percent Repeat Trouble Reports within 30 Days (TOT_REPEAT) • Service Type • Disposition and Cause (CAUSE_CD & CAUSE_DESC) • Geographic Scope <p>Note: Code in parentheses is the corresponding header found in the raw data file.</p>	<ul style="list-style-type: none"> • Report month • Total Tickets • BellSouth Company Code • Ticket Submission Date • Ticket Submission Time • Ticket Completion Date • Ticket Completion Time • Total and Percent Repeat Trouble Reports within 30 Days • Service Type • Disposition and Cause (Non-Design /Non-Special Only) • Trouble Code (Design and Trunking Services) • Geographic Scope

SQM Disaggregation - Analog/Benchmark

SQM Level of Disaggregation	SQM Analog/Benchmark
• Resale Residence	• Retail Residence
• Resale Business	• Retail business
• Resale Design	• Retail Design
• Resale PBX	• Retail PBX
• Resale Centrex	• Retail Centrex

SQM Level of Disaggregation	SQM Analog/Benchmark
• Resale ISDN	• Retail ISDN
• 2W Analog Loop Design	• Retail Residence & Business Dispatch
• 2W Analog Loop Non – Design	• Retail Residence & Business (POTS) (Exclusion of switch-based feature troubles)
• UNE Digital Loop < DS1	• Retail Digital Loop < DS1
• UNE Digital Loop ≥ DS1	• Retail Digital Loop ≥ DS1
• UNE Loop + Port Combinations	• Retail Residence & Business
• UNE Switch ports	• Retail Residence & Business (POTS)
• UNE Combo Other	• Retail Residence, Business & Design Dispatch
• UNE xDSL (HDSL, ADSL and UCL)	• ADSL provided to Retail
• UNE ISDN	• Retail ISDN – BRI
• UNE Line Sharing	• ADSL provided to Retail
• Local Interconnection Trunks	• Parity with Retail
• Local Transport (Unbundled Interoffice Transport)	• Retail DS1/DS3 Interoffice

SEEM Measure

SEEM Measure		
Yes	Tier I	X
	Tier II	X

SEEM Disaggregation - Analog/Benchmark

SEEM Disaggregation	SEEM Analog/Benchmark
• Resale POTS	• Retail Residence and Business (POTS)
• Resale Design	• Retail Design
• UNE Loop + Port Combinations	• Retail Residence and Business
• UNE Loops	• Retail Residence and Business Dispatch
• UNE xDSL	• ADSL provided to Retail
• UNE Line Sharing	• ADSL provided to Retail
• Local Interconnection Trunks	• Parity with Retail

M&R-5: Out of Service (OOS) > 24 Hours

Definition

For Out of Service Troubles (no dial tone, cannot be called or cannot call out) the percentage of Total OOS Troubles cleared in excess of 24 hours. (All design services are considered to be out of service).

Exclusions

- Trouble Reports canceled at the CLEC request
- BellSouth Trouble Reports associated with administrative service
- Customer Provided Equipment (CPE) Troubles or CLEC Equipment Troubles.

Business Rules

Customer Trouble reports that are out of service and cleared in excess of 24 hours. The clock begins when the trouble report is created in LMOS/WFA and the trouble is counted if the elapsed time exceeds 24 hours.

Calculation

Out of Service (OOS) > 24 hours = $(a \div b) \times 100$

- a = Total Cleared Troubles OOS > 24 Hours
- b = Total OOS Troubles in Reporting Period

Report Structure

- Dispatch / Non - Dispatch
- CLEC Specific
- BellSouth Aggregate
- CLEC Aggregate

Data Retained

Relating to CLEC Experience	Relating to BellSouth Experience
<ul style="list-style-type: none"> • Report Month • Total Tickets • CLEC Company Name • Ticket Submission Date & Time (TICKET_ID) • Ticket Completion Date (CMPLTN_DT) • Percentage of Customer Troubles out of • Service > 24 Hours (OOS>24_FLAG) • Service type (CLASS_SVC_DESC) • Disposition and Cause (CAUSE_CD & CAUSE-DESC) • Geographic Scope <p>Note: Code in parentheses is the corresponding header found in the raw data file.</p>	<ul style="list-style-type: none"> • Report Month • Total Tickets • BellSouth Company Code • Ticket Submission Date • Ticket Submission time • Ticket Completion Date • Ticket Completion Time • Percent of Customer Troubles out of Service > 24 Hours • Service type • Disposition and Cause (Non-Design/Non-Special only) • Trouble Code (Design and Trunking Services) • Geographic Scope

SQM Disaggregation - Analog/Benchmark

SQM Level of Disaggregation	SQM Analog/Benchmark
• Resale Residence	• Retail Residence
• Resale Business	• Retail Business
• Resale Design	• Retail Design
• Resale PBX	• Retail PBX
• Resale Centrex	• Retail Centrex

SQM Level of Disaggregation	SQM Analog/Benchmark
• Resale ISDN	• Retail ISDN
• 2W Analog Loop Design	• Retail Residence & Business Dispatch
• 2W Analog Loop Non – Design	• Retail Residence & Business (POTS) (Exclusion of switch-based feature troubles)
• UNE Digital Loop < DS1	• Retail Digital Loop < DS1
• UNE Digital Loop ≥ DS1	• Retail Digital Loop ≥ DS1
• UNE Loop + Port Combinations	• Retail Residence & Business
• UNE Switch ports	• Retail Residence & Business (POTS)
• UNE Combo Other	• Retail Residence, Business & Design Dispatch
• UNE xDSL (HDSL, ADSL and UCL)	• ADSL provided to Retail
• UNE ISDN	• Retail ISDN – BRI
• UNE Line Sharing	• ADSL provided to Retail
• Local Interconnection Trunks	• Parity with Retail
• Local Transport (Unbundled Interoffice Transport)	• Retail DS1/DS3 Interoffice

SEEM Measure

SEEM Measure		
No	Tier I	
	Tier II	

SEEM Disaggregation - Analog/Benchmark

SEEM Disaggregation	SEEM Analog/Benchmark
• Not Applicable	• Not Applicable

M&R-6: Average Answer Time – Repair Centers

Definition

This measures the average time a customer is in queue when calling a BellSouth Repair Center.

Exclusions

None

Business Rules

The clock starts when a CLEC Representative or BellSouth customer makes a choice on the Repair Center’s menu and is put in queue for the next repair attendant. The clock stops when the repair attendant answers the call (abandoned calls are not included).

Note: The Total Column is a combined BellSouth Residence and Business number.

Calculation

Answer Time for BellSouth Repair Centers = (a - b)

- a = Time BellSouth Repair Attendant Answers Call
- b = Time of entry into queue after ACD Selection

Average Answer Time for BellSouth Repair Centers = (c ÷ d)

- c = Sum of all Answer Times
- d = Total number of calls by reporting period

Report Structure

- CLEC Aggregate
- BellSouth Aggregate

Data Retained

Relating to CLEC Experience	Relating to BellSouth Experience
• CLEC Average Answer Time	• BellSouth Average Answer Time

SQM Disaggregation - Analog / Benchmark

SQM Level of Disaggregation	Retail Analog / Benchmark
• Region. CLEC/BellSouth Service Centers and BellSouth Repair Centers are regional.	• For CLEC, Average Answer Times in UNE Center and BRMC are comparable to the Average Answer Times in the BellSouth Repair Centers.

SEEM Measure

SEEM Measure		
No	Tier I	
	Tier II	

SEEM Disaggregation - Analog/Benchmark

SEEM Disaggregation	SEEM Analog/Benchmark
• Not Applicable	• Not Applicable

M&R-7: Mean Time To Notify CLEC of Network Outages

Definition

BellSouth will inform the CLEC of any Network outages (key customer accounts)

Exclusions

None

Business Rules

The time it takes for the BellSouth Network Reliability Center (NRC) to notify the CLEC and BellSouth of a customer impacting network incident in equipment that may be utilized by the CLEC. When the BellSouth NRC becomes aware of a network incident, the CLEC and BellSouth will be notified electronically. The notification time for each outage will be measured in minutes and divided by the number of outages for the reporting period. The CLECs will be notified the same way and at the same time as BellSouth Retail. These are broadcast messages. It is up to those receiving the message to determine if they have customers affected by the incident.

Calculation

Time to Notify CLEC = (a - b)

- a = Date and Time BellSouth Notified CLEC
- b = Date and time BellSouth detected network incident

Mean Time to Notify CLEC = (c ÷ d)

- c = Sum of all Times to Notify CLEC
- d = Count of Network Incidents

Report Structure

- BellSouth Aggregate
- CLEC Aggregate
- CLEC Specific

Data Retained

Relating to CLEC Experience	Relating to BellSouth Experience
<ul style="list-style-type: none"> • Report Month • Major Network events • Date/Time of Incident • Date/Time of Notification 	<ul style="list-style-type: none"> • Report Month • Major Network events • Date/Time of Incident • Date/Time of Notification

SQM Disaggregation - Analog / Benchmark

SQM Level of Disaggregation	Retail Analog / Benchmark
<ul style="list-style-type: none"> • BellSouth Aggregate • CLEC Aggregate • CLEC Specific 	<ul style="list-style-type: none"> • Parity by Design

SEEM Measure

SEEM Measure		
No	Tier I	
	Tier II	

SEEM Disaggregation - Analog/Benchmark

SEEM Disaggregation	SEEM Analog/Benchmark
• Not Applicable	• Not Applicable

M&R-7: Mean Time To Notify CLEC of Network Outages

Section 5: Billing

B-1: Invoice Accuracy

Definition

This measure provides the percentage of accuracy of the billing invoices rendered to CLECs during the current month.

Exclusions

- Adjustments not related to billing errors (e.g., credits for service outage, special promotion credits, adjustments to satisfy the customer)
- Test Accounts

Business Rules

The accuracy of billing invoices delivered by BellSouth to the CLEC must enable them to provide a degree of billing accuracy comparative to BellSouth bills rendered to retail customers of BellSouth. CLECs request adjustments on bills determined to be incorrect. The BellSouth Billing verification process includes manually analyzing a sample of local bills from each bill period. The bill verification process draws from a mix of different customer billing options and types of service. An end-to-end auditing process is performed for new products and services. Internal measurements and controls are maintained on all billing processes.

Calculation

$$\text{Invoice Accuracy} = [(a - b) \div a] \times 100$$

- a = Absolute Value of Total Billed Revenues during current month
- b = Absolute Value of Billing Related Adjustments during current month

Report Structure

- CLEC Specific
- CLEC Aggregate
- BellSouth Aggregate
- Geographic Scope
 - Region
 - State

Data Retained

Relating to CLEC Experience	Relating to BellSouth Performance
<ul style="list-style-type: none"> • Report Month • Invoice Type <ul style="list-style-type: none"> - UNE - Resale - Interconnection • Total Billed Revenue • Billing Related Adjustments 	<ul style="list-style-type: none"> • Report month • Retail Type <ul style="list-style-type: none"> - CRIS - CABS • Total Billed Revenue • Billing Related Adjustments

SQM Disaggregation - Analog/Benchmark

SQM Level of Disaggregation	Retail Analog/Benchmark
<ul style="list-style-type: none"> • Product / Invoice Type <ul style="list-style-type: none"> - Resale - UNE - Interconnection 	<ul style="list-style-type: none"> • CLEC Invoice Accuracy is comparable to BellSouth Invoice Accuracy

SEEM Measure

SEEM Measure		
Yes	Tier I	
	Tier II	X

SEEM Disaggregation - Analog/Benchmark

SEEM Disaggregation	SEEM Analog/Benchmark
<ul style="list-style-type: none"> • CLEC State • BellSouth State 	<ul style="list-style-type: none"> • Parity with Retail

B2: Mean Time to Deliver Invoices

Definition

Bill Distribution is calculated as follows: CRIS BILLS-The number of workdays is reported for CRIS bills. This is calculated by counting the Bill Period date as the first work day. Weekends and holidays are excluded when counting workdays. J/N Bills are counted in the CRIS work day category for the purposes of the measurement since their billing account number (Q account) is provided from the CRIS system.

CABS BILLS-The number of calendar days is reported for CABS bills. This is calculated by counting the day following the Bill Period date as the first calendar day. Weekends and holidays are included when counting the calendar days.

Exclusions

Any invoices rejected due to formatting or content errors.

Business Rules

This report measures the mean interval for timeliness of billing records delivered to CLECs in an agreed upon format. CRIS-based invoices are measured in business days, and CABS-based invoices in calendar days.

Calculation

Invoice Timeliness = (a - b)

- a = Invoice Transmission Date
- b = Close Date of Scheduled Bill Cycle

Mean Time To Deliver Invoices = (c ÷ d)

- c = Sum of all Invoice Timeliness intervals
- d = Count of Invoices Transmitted in Reporting Period

Report Structure

- CLEC Specific
- CLEC Aggregate
- BellSouth Aggregate
- Geographic Scope
 - Region
 - State

Data Retained

Relating to CLEC Experience	Relating to BellSouth Performance
<ul style="list-style-type: none"> • Report month • Invoice Type <ul style="list-style-type: none"> - UNE - Resale - Interconnection • Invoice Transmission Count • Date of Scheduled Bill Close 	<ul style="list-style-type: none"> • Report month • Invoice Type <ul style="list-style-type: none"> - CRIS - CABS • Invoice Transmission Count • Date of Scheduled Bill Close

SQM Disaggregation - Analog/Benchmark

SQM Level of Disaggregation	Retail Analog/Benchmark
Product / Invoice Type <ul style="list-style-type: none"> • Resale • UNE • Interconnection 	<ul style="list-style-type: none"> • CRIS-based invoices will be released for delivery within six (6) business days. • CABS-based invoices will be released for delivery within eight (8) calendar days. • CLEC Average Delivery Intervals for both CRIS and CABS Invoices are comparable to BellSouth Average delivery for both systems.

SEEM Measure

SEEM Measure		
Yes	Tier I	
	Tier II	X

SEEM Disaggregation - Analog/Benchmark

SEEM Disaggregation	SEEM Analog/Benchmark
<ul style="list-style-type: none"> • CLEC State <ul style="list-style-type: none"> - CRIS - CABS • BellSouth Region 	<ul style="list-style-type: none"> • Parity with Retail

B3: Usage Data Delivery Accuracy

Definition

This measurement captures the percentage of recorded usage that is delivered error free and in an acceptable format to the appropriate Competitive Local Exchange Carrier (CLEC). These percentages will provide the necessary data for use as a comparative measurement for BellSouth performance. This measurement captures Data Delivery Accuracy rather than the accuracy of the individual usage recording.

Exclusions

None

Business Rules

The accuracy of the data delivery of usage records delivered by BellSouth to the CLEC must enable them to provide a degree of accuracy comparative to BellSouth bills rendered to their retail customers. If errors are detected in the delivery process, they are investigated, evaluated and documented. Errors are corrected and the data retransmitted to the CLEC.

Calculation

Usage Data Delivery Accuracy = $(a - b) \div a \times 100$

- a = Total number of usage data packs sent during current month
- b = Total number of usage data packs requiring retransmission during current month

Report Structure

- CLEC Specific
- CLEC Aggregate
- BellSouth Aggregate
- Geographic Scope
 - Region

Data Retained

Relating to CLEC Experience	Relating to BellSouth Performance
<ul style="list-style-type: none"> • Report Month • Record Type <ul style="list-style-type: none"> - BellSouth Recorded - Non-BellSouth Recorded 	<ul style="list-style-type: none"> • Report month • Record Type

SQM Disaggregation - Analog/Benchmark

SQM Level of Disaggregation	Retail Analog/Benchmark
<ul style="list-style-type: none"> • Region 	<ul style="list-style-type: none"> • CLEC Usage Data Delivery Accuracy is comparable to BellSouth Usage Data Delivery Accuracy

SEEM Measure

SEEM Measure		
Yes	Tier I	
	Tier II	X

SEEM Disaggregation - Analog/Benchmark

SEEM Disaggregation	SEEM Analog/Benchmark
<ul style="list-style-type: none">• CLEC State• BellSouth Region	<ul style="list-style-type: none">• Parity with Retail

B4: Usage Data Delivery Completeness

Definition

This measurement provides percentage of complete and accurately recorded usage data (usage recorded by BellSouth and usage recorded by other companies and sent to BellSouth for billing) that is processed and transmitted to the CLEC within thirty (30) days of the message recording date. A parity measure is also provided showing completeness of BellSouth messages processed and transmitted via CMDS. BellSouth delivers its own retail usage from recording location to billing location via CMDS as well as delivering billing data to other companies. Timeliness, Completeness and Mean Time to Deliver Usage measures are reported on the same report.

Exclusions

None

Business Rules

The purpose of these measurements is to demonstrate the level of quality of usage data delivered to the appropriate CLEC. Method of delivery is at the option of the CLEC.

Calculation

Usage Data Delivery Completeness = $(a \div b) \times 100$

- a = Total number of Recorded usage records delivered during current month that are within thirty (30) days of the message recording date
- b = Total number of Recorded usage records delivered during the current month

Report Structure

- CLEC Specific
- CLEC Aggregate
- BellSouth Aggregate
- Region

Data Retained

Relating to CLEC Experience	Relating to BellSouth Performance
<ul style="list-style-type: none"> • Report Month • Record Type <ul style="list-style-type: none"> - BellSouth Recorded - Non-BellSouth Recorded 	<ul style="list-style-type: none"> • Report month • Record Type

SQM Disaggregation - Analog/Benchmark

SQM Level of Disaggregation	Retail Analog/Benchmark
<ul style="list-style-type: none"> • Region 	<ul style="list-style-type: none"> • CLEC Usage Data Delivery Completeness is comparable to BellSouth Usage Data Delivery Completeness

SEEM Measure

SEEM Measure		
No	Tier I	
	Tier II	

SEEM Disaggregation - Analog/Benchmark

SEEM Disaggregation	SEEM Analog/Benchmark
• Not Applicable	• Not Applicable

B5: Usage Data Delivery Timeliness

Definition

This measurement provides a percentage of recorded usage data (usage recorded by BellSouth and usage recorded by other companies and sent to BellSouth for billing) that is delivered to the appropriate CLEC within six (6) calendar days from the receipt of the initial recording. A parity measure is also provided showing timeliness of BellSouth messages processed and transmitted via CMDS. Timeliness, Completeness and Mean Time to Deliver Usage measures are reported on the same report.

Exclusions

None

Business Rules

The purpose of this measurement is to demonstrate the level of timeliness for processing and transmission of usage data delivered to the appropriate CLEC. The usage data will be mechanically transmitted or mailed to the CLEC data processing center once daily. The Timeliness interval of usage recorded by other companies is measured from the date BellSouth receives the records to the date BellSouth distributes to the CLEC. Method of delivery is at the option of the CLEC.

Calculation

Usage Data Delivery Timeliness Current month = $(a \div b) \times 100$

- a = Total number of usage records sent within six (6) calendar days from initial recording/receipt
- b = Total number of usage records sent

Report Structure

- CLEC Aggregate
- CLEC Specific
- BellSouth Aggregate
- Region

Data Retained

Relating to CLEC Experience	Relating to BellSouth Performance
<ul style="list-style-type: none"> • Report Month • Record Type <ul style="list-style-type: none"> - BellSouth Recorded - Non-BellSouth Recorded 	<ul style="list-style-type: none"> • Report Monthly • Record Type

SQM Level of Disaggregation - Analog/Benchmark

SQM Level of Disaggregation	Retail Analog/Benchmark
<ul style="list-style-type: none"> • Region 	<ul style="list-style-type: none"> • CLEC Usage Data Delivery Timeliness is comparable to BellSouth Usage Data Delivery Timeliness

SEEM Measure

SEEM Measure		
No	Tier I	
	Tier II	

SEEM Disaggregation - Analog/Benchmark

SEEM Disaggregation	SEEM Analog/Benchmark
• Not Applicable	• Not Applicable

B6: Mean Time to Deliver Usage

Definition

This measurement provides the average time it takes to deliver Usage Records to a CLEC. A parity measure is also provided showing timeliness of BellSouth messages processed and transmitted via CMDS. Timeliness, Completeness and Mean Time to Deliver Usage measures are reported on the same report.

Exclusions

None

Business Rules

The purpose of this measurement is to demonstrate the average number of days it takes BellSouth to deliver Usage data to the appropriate CLEC. Usage data is mechanically transmitted or mailed to the CLEC data processing center once daily. Method of delivery is at the option of the CLEC.

Calculation

Mean Time to Deliver Usage = $(a \times b) \div c$

- a = Volume of Records Delivered
- b = Estimated number of days to deliver
- c = Total Record Volume Delivered

Note: Any usage record falling in the 30+ day interval will be added using an average figure of 31.5 days.

Report Structure

- CLEC Aggregate
- CLEC Specific
- BellSouth Aggregate
- Region

Data Retained

Relating to CLEC Experience	Relating to BellSouth Performance
<ul style="list-style-type: none"> • Report Month • Record Type <ul style="list-style-type: none"> - BellSouth Recorded - Non-BellSouth Recorded 	<ul style="list-style-type: none"> • Report Monthly • Record Type

SQM Level of Disaggregation - Analog/Benchmark

SQM Level of Disaggregation	Retail Analog/Benchmark
<ul style="list-style-type: none"> • Region 	<ul style="list-style-type: none"> • Mean Time to Deliver Usage to CLEC is comparable to Mean Time to Deliver Usage to BellSouth

SEEM Measure

SEEM Measure		
No	Tier I	
	Tier II	

SEEM Disaggregation - Analog/Benchmark

SEEM Disaggregation	SEEM Analog/Benchmark
• Not Applicable	• Not Applicable

B6: Mean Time to Deliver Usage

B7: Recurring Charge Completeness

Definition

This measure captures percentage of fractional recurring charges appearing on the correct bill.

Exclusions

None

Business Rules

The effective date of the recurring charge must be within 30 days of the bill date for the charge to appear on the correct bill.

Calculation

Recurring Charge Completeness = $(a \div b) \times 100$

- a = Count of fractional recurring charges that are on the correct bill¹
- b = Total count of fractional recurring charges that are on the correct bill

¹Correct bill = next available bill

Report Structure

- CLEC Specific
- CLEC Aggregate
- BellSouth Aggregate

Data Retained

Relating to CLEC Experience	Relating to BellSouth Experience
<ul style="list-style-type: none"> • Report month • Invoice type • Total recurring charges billed • Total billed on time 	<ul style="list-style-type: none"> • Report month • Retail Analog • Total recurring charges billed • Total billed on time

SQM Level of Disaggregation - Analog/Benchmark

SQM Level of Disaggregation	Retail Analog/Benchmark
Product/Invoice Type	
<ul style="list-style-type: none"> • Resale 	<ul style="list-style-type: none"> • Parity
<ul style="list-style-type: none"> • UNE 	<ul style="list-style-type: none"> • Benchmark 90%
<ul style="list-style-type: none"> • Interconnection 	<ul style="list-style-type: none"> • Benchmark 90%

SEEM Measure

SEEM Measure		
No	Tier I	
	Tier II	

SEEM Disaggregation - Analog/Benchmark

SEEM Disaggregation	SEEM Analog/Benchmark
<ul style="list-style-type: none"> • Not Applicable 	<ul style="list-style-type: none"> • Not Applicable

B8: Non-Recurring Charge Completeness

Definition

This measure captures percentage of non-recurring charges appearing on the correct bill.

Exclusions

None

Business Rules

The effective date of the non-recurring charge must be within 30 days of the bill date for the charge to appear on the correct bill.

Calculation

Non-Recurring Charge Completeness = $(a \div b) \times 100$

- a = Count of non-recurring charges that are on the correct bill¹
- b = Total count of non-recurring charges that are on the correct bill

¹Correct bill = next available bill

Report Structure

- CLEC Specific
- CLEC Aggregate
- BellSouth Aggregate

Data Retained

Relating to CLEC Experience	Relating to BellSouth Experience
<ul style="list-style-type: none"> • Report month • Invoice type • Total non-recurring charges billed • Total billed on time 	<ul style="list-style-type: none"> • Report month • Retail Analog • Total non-recurring charges billed • Total billed on time

SQM Level of Disaggregation - Analog/Benchmark

SQM Level of Disaggregation	Retail Analog/Benchmark:
Product/Invoice Type	
<ul style="list-style-type: none"> • Resale 	<ul style="list-style-type: none"> • Parity
<ul style="list-style-type: none"> • UNE 	<ul style="list-style-type: none"> • Benchmark 90%
<ul style="list-style-type: none"> • Interconnection 	<ul style="list-style-type: none"> • Benchmark 90%

SEEM Measure

SEEM Measure		
No	Tier I	
	Tier II	

SEEM Disaggregation - Analog/Benchmark

SEEM Disaggregation	SEEM Analog/Benchmark
<ul style="list-style-type: none"> • Not Applicable 	<ul style="list-style-type: none"> • Not Applicable

Section 6: Operator Services And Directory Assistance

OS-1: Speed to Answer Performance/Average Speed to Answer - Toll

Definition

Measurement of the average time in seconds calls wait before answered by a toll operator.

Exclusions

None

Business Rules

The clock starts when the customer enters the queue and the clock stops when a BellSouth representative answers the call or the customer abandons the call. The length of each call is determined by measuring, using a scanning technique, and accumulating the elapsed time from the entry of a customer call into the BellSouth call management system queue until the customer call is abandoned or transferred to BellSouth personnel assigned to handle calls for assistance. The system makes no distinction between CLEC customers and BellSouth customers.

Calculation

Speed to Answer Performance/Average Speed to Answer - Toll = $a \div b$

- a = Total queue time
- b = Total calls answered

Note: Total queue time includes time that answered calls wait in queue as well as time abandoned calls wait in queue prior to abandonment.

Report Structure

- Reported for the aggregate of BellSouth and CLECs
 - State

Data Retained (on Aggregate Basis)

- For the items below, BellSouth's Performance Measurement Analysis Platform (PMAP) receives a final computation; therefore, no raw data file is available in PMAP
- Month
- Call Type (Toll)
- Average Speed of Answer

SQM Disaggregation - Analog/Benchmark

SQM Level of Disaggregation	Retail Analog/Benchmark
<ul style="list-style-type: none">• None	<ul style="list-style-type: none">• Parity by Design

SEEM Measure

SEEM Measure		
No	Tier I	
	Tier II	

SEEM Disaggregation - Analog/Benchmark

SEEM Disaggregation	SEEM Analog/Benchmark
<ul style="list-style-type: none"> • Not Applicable 	<ul style="list-style-type: none"> • Not Applicable

OS-2: Speed to Answer Performance/Percent Answered with "X" Seconds – Toll

Definition

Measurement of the percent of toll calls that are answered in less than ten seconds

Exclusions

None

Business Rules

The clock starts when the customer enters the queue and the clock stops when a BellSouth representative answers the call or the customer abandons the call. The length of each call is determined by measuring, using a scanning technique, and accumulating the elapsed time from the entry of a customer call into the BellSouth call management system queue until the customer call is abandoned or transferred to BellSouth personnel assigned to handle calls for assistance. The system makes no distinction between CLEC customers and BellSouth customers.

Calculation

The Percent Answered within "X" Seconds measurement for toll is derived by using the BellCore Statistical Answer Conversion Tables, to convert the Average Speed to Answer measure into a percent of calls answered within "X" seconds. The BellCore Conversion Tables are specific to the defined parameters of work time, number of operators, max queue size and call abandonment rates.

Report Structure

- Reported for the aggregate of BellSouth and CLECs
 - State

Data Retained (on Aggregate Basis)

- For the items below, BellSouth's Performance Measurement Analysis Platform (PMAP) receives a final computation; therefore, no raw data file is available in PMAP
- Month
- Call Type (Toll)
- Average Speed of Answer

SQM Disaggregation - Analog/Benchmark

SQM Level of Disaggregation:	Retail Analog/Benchmark:
• None	• Parity by Design

SEEM Measure

SEEM Measure		
No	Tier I	
	Tier II	

SEEM Disaggregation - Analog/Benchmark

SEEM Disaggregation	SEEM Analog/Benchmark
• Not Applicable	• Not Applicable

DA-1: Speed to Answer Performance/Average Speed to Answer – Directory Assistance (DA)

Definition

Measurement of the average time in seconds calls wait before answered by a DA operator.

Exclusions

None

Business Rules

The clock starts when the customer enters the queue and the clock stops when a BellSouth representative answers the call or the customer abandons the call. The length of each call is determined by measuring, using a scanning technique, and accumulating the elapsed time from the entry of a customer call into the BellSouth call management system queue until the customer call is abandoned or transferred to BellSouth personnel assigned to handle calls for assistance. The system makes no distinction between CLEC customers and BellSouth customers.

Calculation

Speed to Answer Performance/Average Speed to Answer – Directory Assistance (DA) = $a \div b$

- a = Total queue time
- b = Total calls answered

Note: Total queue time includes time that answered calls wait in queue as well as time abandoned calls wait in queue prior to abandonment.

Report Structure

- Reported for the aggregate of BellSouth and CLECs
 - State

Data Retained (on Aggregate Basis)

- For the items below, BellSouth's Performance Measurement Analysis Platform (PMAP) receives a final computation; therefore, no raw data file is available in PMAP
- Month
- Call Type (DA)
- Average Speed of Answer

SQM Level of Disaggregation - Analog/Benchmark

SQM Level of Disaggregation	Retail Analog/Benchmark
• None	• Parity by Design

SEEM Measure

SEEM Measure		
No	Tier I	
	Tier II	

SEEM Disaggregation - Analog/Benchmark

SEEM Disaggregation	SEEM Analog/Benchmark
• Not Applicable	• Not Applicable

DA-2: Speed to Answer Performance/Percent Answered within “X” Seconds – Directory Assistance (DA)

DA-2: Speed to Answer Performance/Percent Answered within “X” Seconds – Directory Assistance (DA)

Definition

Measurement of the percent of DA calls that are answered in less than twelve seconds.

Exclusions

None

Business Rules

The clock starts when the customer enters the queue and the clock stops when a BellSouth representative answers the call or the customer abandons the call. The length of each call is determined by measuring, using a scanning technique, and accumulating the elapsed time from the entry of a customer call into the BellSouth call management system queue until the customer call is abandoned or transferred to BellSouth personnel assigned to handle calls for assistance. The system makes no distinction between CLEC customers and BellSouth customers.

Calculation

The Percent Answered within “X” Seconds measurement for DA is derived by using the BellCore Statistical Answer Conversion Tables, to convert the Average Speed to Answer measure into a percent of calls answered within “X” seconds. The BellCore Conversion Tables are specific to the defined parameters of work time, number of operators, max queue size and call abandonment rates.

Report Structure

- Reported for the aggregate of BellSouth and CLECs
 - State

Data Retained (on Aggregate Basis)

- For the items below, BellSouth’s Performance Measurement Analysis Platform (PMAP) receives a final computation; therefore, no raw data file is available in PMAP.
- Month
- Call Type (DA)
- Average Speed of Answer

SQM Disaggregation - Analog/Benchmark

SQM Level of Disaggregation	Retail Analog/Benchmark
• None	• Parity by Design

SEEM Measure

SEEM Measure		
No	Tier I	
	Tier II	

SEEM Disaggregation - Analog/Benchmark

SEEM Disaggregation	SEEM Analog/Benchmark
• Not Applicable	• Not Applicable

Section 7: Database Update Information

D-1: Average Database Update Interval

Definition

This report measures the interval from receipt of the database change request to the completion of the update to the database for Line Information Database (LIDB), Directory Assistance and Directory Listings.

Exclusions

- Updates Canceled by the CLEC
- Initial update when supplemented by CLEC
- BellSouth updates associated with internal or administrative use of local services.

Business Rules

The interval for this measure begins with the date and time stamp when a service order is completed and the completion notice is released to all systems to be updated with the order information including Directory Assistance, Directory Listings, and Line Information Database (LIDB). The end time stamp is the date and time of completion of updates to the system.

For BellSouth Results:

The BellSouth computation is identical to that for the CLEC with the clarifications noted below.

Other Clarifications and Qualification:

- For LIDB, the elapsed time for a BellSouth update is measured from the point in time when the BellSouth file maintenance process makes the LIDB update information available until the date and time reported by BellSouth that database updates are completed.
- Results for the CLECs are captured and reported at the update level by Reporting Dimension (see below).
- The Completion Date is the date upon which BellSouth issues the Update Completion Notice to the CLEC.
- If the CLEC initiates a supplement to the originally submitted update and the supplement reflects changes in customer requirements (rather than responding to BellSouth initiated changes), then the update submission date and time will be the date and time of BellSouth receipt of a syntactically correct update supplement. Update activities responding to BellSouth initiated changes will not result in changes to the update submission date and time used for the purposes of computing the update completion interval.
- Elapsed time is measured in hours and hundredths of hours rounded to the nearest tenth of an hour.
- Because this should be a highly automated process, the accumulation of elapsed time continues through off-schedule, weekends and holidays; however, scheduled maintenance windows are excluded.

Calculation

Update Interval = (a - b)

- a = Completion Date & Time of Database Update
- b = Submission Date and Time of Database Change

Average Update Interval = (c ÷ d)

- c = Sum of all Update Intervals
- d = Total Number of Updates Completed During Reporting Period

Report Structure

- CLEC Specific (Under development)
- CLEC Aggregate
- BellSouth Aggregate

Data Retained

Relating to CLEC Experience	Relating to BellSouth Performance
• (Under Development)	• (Under Development)

SQM Disaggregation - Analog/Benchmark

SQM LEVEL of Disaggregation:	Retail Analog/Benchmark:
Database Type <ul style="list-style-type: none"> • LIDB • Directory Listings • Directory Assistance 	• Parity by Design

SEEM Measure

SEEM Measure		
No	Tier I	
	Tier II	

SEEM Disaggregation - Analog/Benchmark

SEEM Disaggregation	SEEM Analog/Benchmark
• Not Applicable	• Not Applicable

D-2: Percent Database Update Accuracy

Definition

This report measures the accuracy of database updates by BellSouth for Line Information Database (LIDB) Directory Assistance and Directory Listings using a statistically valid sample of LSRs/Orders in a manual review. This manual review is not conducted on BellSouth Retail Orders.

Exclusions

- Updates canceled by the CLEC
- Initial update when supplemented by CLEC
- CLEC orders that had CLEC errors
- BellSouth updates associated with internal or administrative use of local services.

Business Rules

For each update completed during the reporting period, the original update that the CLEC sent to BellSouth is compared to the database following completion of the update by BellSouth. An update is “completed without error” if the database completely and accurately reflects the activity specified on the original and supplemental update (e.g., orders) submitted by the CLEC. Each database (e.g., LIDB, Directory Assistance and Directory Listings) should be separately tracked and reported.

A statistically valid sample of CLEC Orders will be pulled each month. The sample will be used to test the accuracy of the database update process. This is a manual process.

Calculation

Percent Update Accuracy = $(a \div b) \times 100$

- a = Number of Updates Completed Without Error
- b = Number Updates Completed

Report Structure

- CLEC Aggregate
- CLEC Specific (not available in this report)
- BellSouth Aggregate (not available in this report)

Data Retained

Relating to CLEC Experience	Relating to BellSouth Performance
<ul style="list-style-type: none"> • Report Month • CLEC Order Number (so_nbr) and PON (PON) • Local Service Request (LSR) • Order Submission Date • Number of Orders Reviewed <p>Note: Code in parentheses is the corresponding header found in the raw data file.</p>	<ul style="list-style-type: none"> • Not Applicable

SQM Disaggregation - Analog/Benchmark

SQM LEVEL of Disaggregation	Retail Analog/Benchmark:
Database Type <ul style="list-style-type: none"> • LIDB • Directory Database 	<ul style="list-style-type: none"> • 95% Accurate

SEEM Measure

SEEM Measure		
No	Tier I	
	Tier II	

SEEM Disaggregation - Analog/Benchmark

SEEM Disaggregation	SEEM Analog/Benchmark
<ul style="list-style-type: none"> • Not Applicable 	<ul style="list-style-type: none"> • Not Applicable

D-3: Percent NXXs and LRNs Loaded by the LERG Effective Date

Definition

Measurement of the percent of NXX(s) and Location Routing Numbers LRN(s) loaded and tested in new end office and/or tandem switches by the Local Exchange Routing Guide (LERG) effective date when facilities are in place. BellSouth has a single provisioning process for both NXX(s) and LRN(s). In this measure BellSouth will identify whether or not a particular NXX has been flagged as LNP capable (set triggers for dips) by the LERG effective date.

An LRN is assigned by the owner of the switch and is placed into the software translations for every switch to be used as an administrative pointer to route NXX(s) in LNP capable switches. The LRN is a result of Local Number Porting and is housed in a national database provided by the Number Portability Administration Center (NPAC). The switch owner is responsible for notifying NPAC and requesting the effective date that will be reflected in the LERG. The national database downloads routing tables into BellSouth's Service Control Point (SCP) regional databases, which are queried by switches when routing ported numbers.

The basic NXX routing process includes the addition of all NXX(s) in the response translations. This addition to response translations is what supports LRN routing. Routing instructions for all NXX(s), including LRN(s), are received from the Advance Routing & Trunking System (ARTS) and all routing, including response, is established based on the information contained in the Translation Work Instructions (TWINs) document.

Exclusions

- Activation requests where the CLEC's interconnection arrangements and facilities are not in place by the LERG effective date.
- Expedite requests

Business Rules

Data for the initial NXX(s) and LRN(s) in a local calling area will be based on the LERG effective date or completion of the initial interconnection trunk group(s), whichever is longer. Data for additional NXX(s) in the local calling area will be based on the LERG effective date. The LERG effective date is loaded into the system at the request of the CLEC. It is contingent upon the CLEC to engineer, order, and install interconnection arrangements and facilities prior to that date.

The total Count of NXX(s) and LRN(s) that were scheduled to be loaded and those that were loaded by the LERG effective date in BellSouth switches will be captured in the Work Force Administration -Dispatch In database.

Calculation

Percent NXXs/LRNs Loaded and Tested Prior to the LERG Effective Date = $(a \div b) \times 100$

- a = Count of NXXs and LRNs loaded by the LERG effective date
- b = Total NXXs and LRNs to be scheduled and loaded by the LERG effective date

Report Structure

- CLEC Specific
- CLEC Aggregate
- BellSouth (Not Applicable)

Data Retained

Relating to CLEC Experience	Relating to BellSouth Experience
<ul style="list-style-type: none"> • Company Name • Company Code • NPA/NXX • LERG Effective Date • Loaded Date 	<ul style="list-style-type: none"> • Not Applicable

SQM Disaggregation - Analog/Benchmark

SQM Level of Disaggregation	Retail Analog/Benchmark
<ul style="list-style-type: none"> Geographic scope - Region 	<ul style="list-style-type: none"> 100% by LERG effective date

SEEM Measure

SEEM Measure		
No	Tier I	
	Tier II	

SEEM Disaggregation - Analog/Benchmark

SEEM Disaggregation	SEEM Analog/Benchmark
<ul style="list-style-type: none"> Not Applicable 	<ul style="list-style-type: none"> Not Applicable

D-3: Percent NXXs and LRNs Loaded by the LERG Effective Date

Section 8: E911

E-1: Timeliness

Definition

Measures the percent of batch orders for E911 database updates (to CLEC resale and BellSouth retail records) processed successfully within a 24-hour period.

Exclusions

- Any resale order canceled by a CLEC
- Facilities-based CLEC orders

Business Rules

The 24-hour processing period is calculated based on the date and time processing starts on the batch orders and the date and time processing stops on the batch orders. Mechanical processing starts when SCC (the BellSouth E911 vendor) receives E911 files containing batch orders extracted from the BellSouth Service Order Control System (SOCS). Processing stops when SCC loads the individual records to the E911 database. The E911 database includes updates to the Automatic Location Identification (ALI) database. The system makes no distinction between CLEC resale records and BellSouth retail records.

Calculation

$$\text{E911 Timeliness} = (a \div b) \times 100$$

- a = Number of batch orders processed within 24 hours
- b = Total number of batch orders submitted

Report Structure

Reported for the aggregate of CLEC resale updates and BellSouth retail updates

- State
- Region

Data Retained

- Report month
- Aggregate data

SQM Disaggregation - Analog/Benchmark

SQM Level of Disaggregation	Retail Analog/Benchmark
• None	• Parity by Design

SEEM Measure

SEEM Measure		
No	Tier I	
	Tier II	

SEEM Disaggregation - Analog/Benchmark

SEEM Disaggregation	SEEM Analog/Benchmark
• Not Applicable	• Not Applicable

E-2: Accuracy

Definition

Measures the percent of E911 telephone number (TN) record updates (to CLEC resale and BellSouth retail records) processed successfully for E911 (including the Automatic Location Identification (ALI) database).

Exclusions

- Any resale order canceled by a CLEC
- Facilities-based CLEC orders

Business Rules

Accuracy is based on the number of records processed without error at the conclusion of the processing cycle. Mechanical processing starts when SCC (the BellSouth E911 vendor) receives E911 files containing telephone number (TN) records extracted from BellSouth's Service Order Control System (SOCS). The system makes no distinction between CLEC resale records and BellSouth retail records.

Calculation

$$\text{E911 Accuracy} = (a \div b) \times 100$$

- a = Number of record individual updates processed with no errors
- b = Total number of individual record updates

Report Structure

Reported for the aggregate of CLEC resale updates and BellSouth retail updates

- State
- Region

Data Retained

- Report month
- Aggregate data

SQM Disaggregation - Analog/Benchmark

SQM Level of Disaggregation	Retail Analog/Benchmark
• None	• Parity by Design

SEEM Measure

SEEM Measure		
No	Tier I	
	Tier II	

SEEM Disaggregation - Analog/Benchmark

SEEM Disaggregation	SEEM Analog/Benchmark
• Not Applicable	• Not Applicable

E-3: Mean Interval

Definition

Measures the mean interval processing of E911 batch orders (to update CLEC resale and BellSouth retail records) including processing against the Automatic Location Identification (ALI) database.

Exclusions

- Any resale order canceled by a CLEC
- Facilities-based CLEC orders

Business Rules

The processing period is calculated based on the date and time processing starts on the batch orders and the date and time processing stops on the batch orders. Data is posted in 4-hour increments up to and beyond 24 hours. The system makes no distinction between CLEC resale records and BellSouth retail records.

Calculation

$$\text{E911 Interval} = (a - b)$$

- a = Date and time of batch order completion
- b = Date and time of batch order submission

$$\text{E911 Mean Interval} = (c \div d)$$

- c = Sum of all E911 Intervals
- d = Number of batch orders completed

Report Structure

Reported for the aggregate of CLEC resale updates and BellSouth retail updates

- State
- Region

Data Retained

- Report month
- Aggregate data

SQM Disaggregation - Analog/Benchmark

SQM Level of Disaggregation	Retail Analog/Benchmark
• None	• Parity by Design

SEEM Measure

SEEM Measure		
No	Tier I	
	Tier II	

SEEM Disaggregation - Analog/Benchmark

SEEM Disaggregation	SEEM Analog/Benchmark
• Not Applicable	• Not Applicable

Section 9: Trunk Group Performance

TGP-1: Trunk Group Performance-Aggregate

Definition

The Trunk Group Performance report displays, over a reporting cycle, aggregate, average trunk group blocking data for each hour of each day of the reporting cycle, for both CLEC affecting and BellSouth affecting trunk groups.

Exclusions

- Trunk Groups for which valid data is not available for an entire study period
- Duplicate trunk group information

Business Rules

The purpose of the Trunk Group Performance Report is to provide trunk blocking measurements on CLEC and BellSouth trunk groups for comparison only. It is not the intent of the report that it be used for network management and/or engineering.

Monthly Average Blocking:

- The reporting cycle includes both business and non-business days in a calendar month.
- Monthly average blocking values are calculated for each trunk group for each of the 24 time consistent hours across a reporting cycle.

Aggregate Monthly Blocking:

- Used to compare aggregate blocking across trunk groups which terminate traffic at CLEC points of presence versus BellSouth switches.
- Aggregate monthly blocking data is calculated for each hour of the day across all trunk groups assigned to a category.

Trunk Categorization:

This report displays, over a reporting cycle, aggregate, average blocking data for each hour of a day. Therefore, for each reporting cycle, 24 blocking data points are generated for two aggregate groups of selected trunk groups. These groups are CLEC affecting and BellSouth affecting trunk groups. In order to assign trunk groups to each aggregate group, all trunk groups are first assigned to a category. A trunk group's end points and the type of traffic that is transmitted on it define a category. Selected categories of trunk groups are assigned to the aggregate groups so that trunk reports can be generated. The categories to which trunk groups have been assigned for this report are as follows.

CLEC Affecting Categories:

	Point A	Point B
Category 1:	BellSouth End Office	BellSouth Access Tandem
Category 3:	BellSouth End Office	CLEC Switch
Category 4:	BellSouth Local Tandem	CLEC Switch
Category 5:	BellSouth Access Tandem	CLEC Switch
Category 10:	BellSouth End Office	BellSouth Local Tandem
Category 16:	BellSouth Tandem	BellSouth Tandem

BellSouth Affecting Categories:

	Point A	Point B
Category 9:	BellSouth End Office	BellSouth End Office

Calculation

Monthly Average Blocking:

- For each hour of the day, each day’s raw data are summed across all valid measurements days in a report cycle for blocked and attempted calls.
- The sum of the blocked calls is divided by the total number of calls attempted in a reporting period.

Aggregate Monthly Blocking:

- For each hour of the day, the monthly sums of the blocked and attempted calls from each trunk group are separately aggregated over all trunk groups within each assigned category.
- The total blocked calls is divided by the total call attempts within a group to calculate an aggregate monthly blocking for each assigned group.
- The result is an aggregate monthly average blocking value for each of the 24 hours by group.
- The difference between the CLEC and BellSouth affecting trunk groups are also calculated for each hour.

Report Structure

- CLEC Aggregate
- BellSouth Aggregate
 - State

Data Retained

Relating to CLEC Experience	Relating to BellSouth Experience
<ul style="list-style-type: none"> • Report Month • Total Trunk Groups • Number of Trunk Groups by CLEC • Hourly blocking per trunk group • Hourly usage per trunk group • Hourly call attempts per trunk group 	<ul style="list-style-type: none"> • Report Month • Total Trunk Groups • Aggregate Hourly blocking per trunk group • Hourly usage per trunk group • Hourly call attempts per trunk group

SQM Disaggregation - Analog/Benchmark

SQM Level of Disaggregation	Retail Analog/Benchmark:
<ul style="list-style-type: none"> • CLEC aggregate • BellSouth aggregate 	<ul style="list-style-type: none"> • Any 2 hour period in 24 hours where CLEC blockage exceeds BellSouth blockage by more than 0.5% using trunk groups 1, 3, 4, 5, 10, 16 for CLECs and 9 for BellSouth

SEEM Measure

SEEM Measure		
Yes	Tier I	
	Tier II	X

SEEM Disaggregation - Analog/Benchmark

SEEM Disaggregation	SEEM Analog/Benchmark:
<ul style="list-style-type: none"> • CLEC aggregate • BellSouth aggregate 	<ul style="list-style-type: none"> • Any 2 hour period in 24 hours where CLEC blockage exceeds BellSouth blockage by more than 0.5% using trunk groups 1,3,4,5,10,16 for CLECs and 9 for BellSouth

TGP-2: Trunk Group Performance-CLEC Specific

Definition

The Trunk Group Performance report displays, over a reporting cycle, aggregate, average trunk group blocking data for each hour of each day of the reporting cycle, for both CLEC affecting and BellSouth affecting trunk groups.

Exclusions

- Trunk Groups for which valid data is not available for an entire study period
- Duplicate trunk group information

Business Rules

The purpose of the Trunk Group Performance Report is to provide trunk blocking measurements on CLEC and BellSouth trunk groups for comparison only. It is not the intent of the report that it be used for network management and/or engineering.

Monthly Average Blocking:

- The reporting cycle includes both business and non-business days in a calendar month.
- Monthly average blocking values are calculated for each trunk group for each of the 24 time consistent hours across a reporting cycle.

Aggregate Monthly Blocking:

- Used to compare aggregate blocking across trunk groups which terminate traffic at CLEC points of presence versus BellSouth switches.
- Aggregate monthly blocking data is calculated for each hour of the day across all trunk groups assigned to a category.

Trunk Categorization:

- This report displays, over a reporting cycle, aggregate, average blocking data for each hour of a day. Therefore, for each reporting cycle, 24 blocking data points are generated for two aggregate groups of selected trunk groups. These groups are CLEC affecting and BellSouth affecting trunk groups. In order to assign trunk groups to each aggregate group, all trunk groups are first assigned to a category. A trunk group's end points and the type of traffic that is transmitted on it define a category. Selected categories of trunk groups are assigned to the aggregate groups so that trunk reports can be generated. The categories to which trunk groups have been assigned for this report are as follows.

CLEC Affecting Categories:

	Point A	Point B
Category 1:	BellSouth End Office	BellSouth Access Tandem
Category 3:	BellSouth End Office	CLEC Switch
Category 4:	BellSouth Local Tandem	CLEC Switch
Category 5:	BellSouth Access Tandem	CLEC Switch
Category 10:	BellSouth End Office	BellSouth Local Tandem
Category 16:	BellSouth Tandem	BellSouth Tandem

BellSouth Affecting Categories:

	Point A	Point B
Category 9:	BellSouth End Office	BellSouth End Office

Calculation:

Monthly Average Blocking:

- For each hour of the day, each day's raw data are summed across all valid measurements days in a report cycle for blocked and attempted calls.
- The sum of the blocked calls is divided by the total number of calls attempted in a reporting period.

Aggregate Monthly Blocking:

- For each hour of the day, the monthly sums of the blocked and attempted calls from each trunk group are separately aggregated over all trunk groups within each assigned category.
- The total blocked calls is divided by the total call attempts within a group to calculate an aggregate monthly blocking for each assigned group.
- The result is an aggregate monthly average blocking value for each of the 24 hours by group.
- The difference between the CLEC and BellSouth affecting trunk groups are also calculated for each hour.

Report Structure

- CLEC Specific
 - State

Data Retained

Relating to CLEC Experience	Relating to BellSouth Experience
<ul style="list-style-type: none"> • Report Month • Total Trunk Groups • Number of Trunk Groups by CLEC • Hourly blocking per trunk group • Hourly usage per trunk group • Hourly call attempts per trunk group 	<ul style="list-style-type: none"> • Report Month • Total Trunk Groups • Aggregate Hourly blocking per trunk group • Hourly usage per trunk group • Hourly call attempts per trunk group

SQM Disaggregation - Analog/Benchmark

SQM Level of Disaggregation	Retail Analog/Benchmark:
<ul style="list-style-type: none"> • CLEC trunk group 	<ul style="list-style-type: none"> • Any 2 hour period in 24 hours where CLEC blockage exceeds BellSouth blockage by more than 0.5% using trunk groups 1, 3, 4, 5, 10, 16 for CLECs and 9 for BellSouth

SEEM Measure

SEEM Measure		
Yes	Tier I	X
	Tier II	

SEEM Disaggregation - Analog/Benchmark

SEEM Disaggregation	SEEM Analog/Benchmark:
<ul style="list-style-type: none"> • CLEC trunk group • BellSouth trunk group 	<ul style="list-style-type: none"> • Any 2 hour period in 24 hours where CLEC blockage exceeds BellSouth blockage by more than 0.5% using trunk groups 1, 3, 4, 5, 10, 16 for CLECs and 9 for BellSouth

Section 10: Collocation

C-1: Collocation Average Response Time

Definition

Measures the average time (counted in calendar days) from the receipt of a complete and accurate collocation application (including receipt of application fee if required) to the date BellSouth returns a response electronically or in writing. Within 10 calendar days after having received a bona fide application for physical collocation, BellSouth must respond as to whether space is available or not.

Exclusions

Any application canceled by the CLEC

Business Rules

The clock starts on the date that BellSouth receives a complete and accurate collocation application accompanied by the appropriate application fee if required. The clock stops on the date that BellSouth returns a response. The clock will restart upon receipt of changes to the original application request.

Calculation

Response Time = (a - b)

- a = Request Response Date
- b = Request Submission Date

Average Response Time = (c ÷ d)

- c = Sum of all Response Times
- d = Count of Responses Returned within Reporting Period

Report Structure

- Individual CLEC (alias) aggregate
- Aggregate of all CLECs

Data Retained

- Report period
- Aggregate data

SQM Disaggregation - Analog/Benchmark

Level of Disaggregation	Retail Analog/Benchmark
<ul style="list-style-type: none">• State• Virtual-Initial• Virtual-Augment• Physical Caged-Initial• Physical Caged-Augment• Physical-Cageless-Initial• Physical Cageless-Augment	<ul style="list-style-type: none">• Virtual - 20 Calendar Days• Physical Caged - 30 Calendar Days• Physical Cageless - 30 Calendar Days

SEEM Measure

SEEM Measure		
No	Tier I	
	Tier II	

SEEM Disaggregation - Analog/Benchmark

SEEM Disaggregation	SEEM Analog/Benchmark
• Not Applicable	• Not Applicable

C-2: Collocation Average Arrangement Time

Definition

Measures the average time (counted in calendar days) from receipt of a complete and accurate Bona Fide firm order (including receipt of appropriate fee if required) to the date BellSouth completes the collocation arrangement and notifies the CLEC.

Exclusions

Any Bona Fide firm order canceled by the CLEC

Business Rules

The clock starts on the date that BellSouth receives a complete and accurate Bone Fide firm order accompanied by the appropriate fee. The clock stops on the date that BellSouth completes the collocation arrangement and notifies the CLEC.

Calculation

Arrangement Time = (a - b)

- a = Date Collocation Arrangement is Complete
- b = Date Order for Collocation Arrangement Submitted

Average Arrangement Time = (c ÷ d)

- c = Sum of all Arrangement Times
- d = Total Number of Collocation Arrangements Completed during Reporting Period.

Report Structure

- Individual CLEC (alias) aggregate
- Aggregate of all CLECs

Data Retained

- Report period
- Aggregate data

SQM Disaggregation - Retail Analog/Benchmark

SQM Level of Disaggregation	Retail Analog/Benchmark
<ul style="list-style-type: none"> • State • Virtual-Initial • Virtual-Augment • Physical Caged-Initial • Physical Caged-Augment • Physical Cageless-Initial • Physical Cageless-Augment 	<ul style="list-style-type: none"> • Virtual - 50 Calendar Days (Ordinary) • Virtual - 75 Calendar Days (Extraordinary) • Physical Caged - 90 Calendar Days (Ordinary) • Physical Caged - 130 Calendar Days (Extraordinary) • Physical Cageless - 90 Calendar Days (Ordinary) • Physical Cageless - 130 Calendar Days (Extraordinary)

SEEM Measure

SEEM Measure		
No	Tier I	
	Tier II	

SEEM Disaggregation - Analog/Benchmark

SEEM Disaggregation	SEEM Analog/Benchmark:
• Not Applicable	• Not Applicable

C-3: Collocation Percent of Due Dates Missed

Definition

Measures the percent of missed due dates for both virtual and physical collocation arrangements.

Exclusions

Any Bona Fide firm order canceled by the CLEC

Business Rules

Percent Due Dates Missed is the percent of total collocation arrangements which BellSouth is unable to complete by end of the BellSouth committed due date. The clock starts on the date that BellSouth receives a complete and accurate Bona Fide firm order accompanied by the appropriate fee if required. The arrangement is considered a missed due date if it is not completed on or before the committed due date.

Calculation

$$\% \text{ of Due Dates Missed} = (a \div b) \times 100$$

- a = Number of Completed Orders that were not completed within BellSouth Committed Due Date during Reporting Period
- b = Number of Orders Completed in Reporting Period

Report Structure

- Individual CLEC (alias) aggregate
- Aggregate of all CLECs

Data Retained

- Report period
- Aggregate data

SQM Disaggregation - Analog/Benchmark

SQM Level of Disaggregation	Retail Analog/Benchmark
<ul style="list-style-type: none"> • State • Virtual-Initial • Virtual-Augment • Physical Caged-Initial • Physical Caged-Augment • Physical Cageless-Initial • Physical Cageless-Augment 	<ul style="list-style-type: none"> • $\geq 95\%$ on time

SEEM Measure

SEEM Measure		
Yes	Tier I	X
	Tier II	X

SEEM Disaggregation - Analog/Benchmark

SEEM Disaggregation	SEEM Analog/Benchmark
<ul style="list-style-type: none"> • All Collocation Arrangements 	<ul style="list-style-type: none"> • $\geq 95\%$ on time.

Section 11: Change Management

CM-1: Timeliness of Change Management Notices

Definition

Measures whether CLECs receive required software release notices on time to prepare for BellSouth interface/system changes so CLEC interfaces are not impaired by change.

Exclusions

- Changes to release dates for reasons outside BellSouth control, such as the system software vendor changes. For example: a patch to fix a software problem.
- Type 6 Change Requests (Defects/Expedites), as defined by the Change Control Process (CCP)

Business Rules

This metric is designed to measure the percent of change management notices sent to the CLECs according to notification standards and time frames set forth in the Change Control Process. The CCP is used by BellSouth and the CLECs to manage requested changes to the BellSouth Local Interfaces.

The clock starts on the notification date. The clock stops on the software release date. When project events occur (scope changes, analysis information, etc.), the software release date may change. A revised notification would be required and the clock would restart. Based on release constraints for defects/expedites, notification may be less than the agreed upon interval in the CCP for new features.

Calculation

Timeliness of Change Management Notices = $(a \div b) \times 100$

- a = Total number of Change Management Notifications Sent Within Required Time frames
- b = Total Number of Change Management Notifications Sent

Report Structure

- BellSouth Aggregate

Data Retained

- Report Period
- Notice Date
- Release Date

SQM Level of Disaggregation - Analog/Benchmark

SQM Level of Disaggregation	Retail Analog/Benchmark:
• Region	• 95% \geq 30 days of Release

SEEM Measure

SEEM Measure		
Yes	Tier I	
	Tier II	X

SEEM Disaggregation - Analog/Benchmark

SEEM Disaggregation	SEEM Analog/Benchmark
• Region	• 95% \geq 30 days of Release

CM-2: Change Management Notice Average Delay Days

Definition

Measures the average delay days for change management system release notices sent outside the time frame set forth in the Change Control Process.

Exclusions

- Changes to release dates for reasons outside BellSouth control, such as the system vendor
- Type 6 Change Requests (Defects/Expedites), as defined by the Change Control Process

Business Rules

This metric is designed to measure the percent of change management notices sent to the CLECs according to notification standards and time frames set forth in the Change Control Process. The CCP is used by BellSouth and the CLECs to manage requested changes to the BellSouth Local Interfaces.

The clock starts on the notification due date. The clock stops on the software release date. When project events occur (scope changes, analysis information, etc.), the software release date may change. A revised notification would be required and the clock would restart. Based on release constraints for defects/expedites, notification may be less than the agreed upon interval in the CCP for new features.

Calculation

Change Management Notice Delay Days = (a - b)

- a = Date Notice Sent
- b = Date Notice Due

Change Management Notice Average Delay Days = (c ÷ d)

- c = Sum of all Change Management Notice Delay Days
- d = Total Number of Notices Sent Late

Report Structure

- BellSouth Aggregate

Data Retained

- Report Period
- Notice Date
- Release Date

SQM Disaggregation - Analog/Benchmark

SQM Level of Disaggregation:	Retail Analog/Benchmark:
• Region	• 90% ≤ 8 Days

SEEM Measure

SEEM Measure		
No	Tier I	
	Tier II	

SEEM Disaggregation - Analog/Benchmark

SEEM Disaggregation	SEEM Analog/Benchmark
• Not Applicable	• Not Applicable

CM-3: Timeliness of Documents Associated with Change

Definition

Measures whether CLECs received requirements or business rule documentation on time to prepare for BellSouth interface/system changes so CLEC interfaces are not impaired by change.

Exclusions

- Documentation for release dates that slip less than 30 days for reasons outside BellSouth control, such as changes due to Regulatory mandate or CLEC request.
- Type 6 Change Requests (Defects/Expedites), as defined by the Change Control Process.

Business Rules

This metric is designed to measure the percent of requirements or business rule documentation sent to the CLECs according to documentation standards and time frames set forth in the Change Control Process. The CCP is used by BellSouth and the CLECs to manage requested changes to the BellSouth Local Interfaces.

The clock starts on the business rule documentation release date. The clock stops on the software release date. When project events occur (scope changes, analysis information, etc.), the software release date may change. Revisions to documentation could be required and the clock would restart.

Calculation

Timeliness of Documents Associated with Change = $(a \div b) \times 100$

- a = Change Management Documentation Sent Within Required Time frames after Notices
- b = Total Number of Change Management Documentation Sent

Report Structure

- BellSouth Aggregate

Data Retained

- Report Period
- Notice Date
- Release Date

SQM Level of Disaggregation - Analog/Benchmark

SQM Level of Disaggregation	Retail Analog/Benchmark
<ul style="list-style-type: none"> • Region 	<ul style="list-style-type: none"> • 95% \geq 30 days if new features coding is required • 95% \geq 5 days for documentation defects, corrections or clarifications

SEEM Measure

SEEM Measure		
Yes	Tier I	
	Tier II	X

SEEM Disaggregation - Analog/Benchmark

SEEM Disaggregation	SEEM Analog/Benchmark
<ul style="list-style-type: none"> • Region 	<ul style="list-style-type: none"> • 95% \geq 30 days of the change

CM-4: Change Management Documentation Average Delay Days

Definition

Measures the average delay days for requirements or business rule documentation sent outside the time frames set forth in the Change Control Process.

Exclusions

- Documentation for release dates that slip less than 30 days for reasons outside BellSouth control, such as changes due to Regulatory mandate or CLEC request.
- Type 6 Change Requests (Defects/Expedites), as defined by the Change Control Process.

Business Rules

This metric is designed to measure the percent of requirements or business rule documentation sent to the CLECs according to documentation standards and time frames set forth in the Change Control Process. The CCP is used by BellSouth and the CLECs to manage requested changes to the BellSouth Local Interfaces.

The clock starts on the business rule documentation release date. The clock stops on the software release date. When project events occur (scope changes, analysis information, etc.), the software release date may change. Revisions to documentation could be required and the clock would restart.

Calculation

Change Management Documentation Delay Days = (a - b)

- a = Date Documentation Provided
- b = Date Documentation Due

Change Management Documentation Average Delay Days = (c ÷ d)

- c = Sum of all CM Documentation Delay Days
- d = Total Change Management Documents Sent

Report Structure

- BellSouth Aggregate

Data Retained

- Report Period
- Notice Date
- Release Date

SQM Level of Disaggregation - Analog/Benchmark

SQM Level of Disaggregation	Retail Analog/Benchmark:
• Region	• 90% ≤ 8 Days

SEEM Measure

SEEM Measure		
No	Tier I	
	Tier II	

SEEM Disaggregation - Analog/Benchmark

SEEM Disaggregation	SEEM Analog/Benchmark
• Not Applicable	• Not Applicable

CM-5: Notification of CLEC Interface Outages

Definition

Measures the time it takes BellSouth to notify the CLEC of an outage of an interface.

Exclusions

None

Business Rules

This measure is designed to notify the CLEC of interface outages within 15 minutes of BellSouth's verification that an outage has taken place. This metric will be expressed as a percentage.

Calculation

Notification of CLEC Interface Outages = $(a \div b) \times 100$

- a = Number of Interface Outages where CLECS are notified within 15 minutes
- b = Total Number of Interface Outages

Report Structure

- CLEC Aggregate

Data Retained

Relating to CLEC Experience	Relating to BellSouth Experience
<ul style="list-style-type: none"> • Number of Interface Outages • Number of Notifications \leq 15 minutes 	<ul style="list-style-type: none"> • Not Applicable

SQM Level of Disaggregation - Analog/Benchmark

SQM Level of Disaggregation	Retail Analog/Benchmark
<ul style="list-style-type: none"> • By interface type for all interfaces accessed by CLECs 	<ul style="list-style-type: none"> • 97% in 15 Minutes

Interface	Applicable to
EDI	CLEC
CSOTS	CLEC
LENS	CLEC
TAG	CLEC
ECTA	CLEC
TAFI	CLEC/BellSouth

SEEM Measure

SEEM Measure		
No	Tier I	
	Tier II	

SEEM Disaggregation - Analog/Benchmark

SEEM Disaggregation	SEEM Analog/Benchmark
• Not Applicable	• Not Applicable

Appendix A: Reporting Scope

A-1: Standard Service Groupings

See individual reports in the body of the SQM.

A-2: Standard Service Order Activities

These are the generic BellSouth/CLEC service order activities which are included in the Pre-Ordering, Ordering, and Provisioning sections of this document. It is not meant to indicate specific reporting categories.

Service Order Activity Types

- Service Migrations Without Changes
- Service Migrations With Changes
- Move and Change Activities
- Service Disconnects (Unless noted otherwise)
- New Service Installations

Pre-Ordering Query Types

- Address
- Telephone Number
- Appointment Scheduling
- Customer Service Record
- Feature Availability
- Service Inquiry

Maintenance Query Types:

TAFI - TAFI queries the systems below

- CRIS
- March
- Predictor
- LMOS
 - DLR
 - DLETH
 - LMOSupd
- LNP
- NIW
- OSPCM
- SOCS

Report Levels

- CLEC RESH
- CLEC State
- CLEC Region
- Aggregate CLEC State

- Aggregate CLEC Region
- BellSouth State
- BellSouth Region

Appendix B: Glossary of Acronyms and Terms

Symbols used in calculations

- Σ A mathematical symbol representing the sum of a series of values following the symbol.
- A mathematical operator representing subtraction.
- + A mathematical operator representing addition.
- \div A mathematical operator representing division.
- < A mathematical symbol that indicates the metric on the left of the symbol is less than the metric on the right.
- \leq A mathematical symbol that indicates the metric on the left of the symbol is less than or equal to the metric on the right.
- > A mathematical symbol that indicates the metric on the left of the symbol is greater than the metric on the right.
- \geq A mathematical symbol that indicates the metric on the left of the symbol is greater than or equal to the metric on the right.
- () Parentheses, used to group mathematical operations which are completed before operations outside the parentheses.

A

ACD: Automatic Call Distributor - A service that provides status monitoring of agents in a call center and routes high volume incoming telephone calls to available agents while collecting management information on both callers and attendants.

Aggregate: Sum total of all items in like category, e.g. CLEC aggregate equals the sum total of all CLECs' data for a given reporting level.

ALEC: Alternative Local Exchange Company = FL CLEC

ADSL: Asymmetrical Digital Subscriber Line

ASR: Access Service Request - A request for access service terminating delivery of carrier traffic into a Local Exchange Carrier's network.

ATLAS: Application for Telephone Number Load Administration System - The BellSouth Operations System used to administer the pool of available telephone numbers and to reserve selected numbers from the pool for use on pending service requests/service orders.

ATLASTN: ATLAS software contract for Telephone Number.

Auto Clarification: The number of LSRs that were electronically rejected from LESOG and electronically returned to the CLEC for correction.

B

BFR: Bona Fied Request

BILLING: The process and functions by which billing data is collected and by which account information is processed in order to render accurate and timely billing.

BOCRIS: Business Office Customer Record Information System (Front-end to the CRIS database.)

BRI: Basic Rate ISDN

BRC: Business Repair Center – The BellSouth Business Systems trouble receipt center which serves large business and CLEC customers.

BellSouth : BellSouth Telecommunications, Inc.

C

CABS: Carrier Access Billing System

CCC: Coordinated Customer Conversions

CCP: Change Control Process

Centrex: A business telephone service, offered by local exchange carriers, which is similar to a Private Branch Exchange (PBX) but the switching equipment is located in the telephone company Central Office (CO).

CKTID: A unique identifier for elements combined in a service configuration

CLEC: Competitive Local Exchange Carrier

CLP: Competitive Local Provider = NC CLEC

CM: Change Management

CMDS: Centralized Message Distribution System - Telcordia administered national system used to transfer specially formatted messages among companies.

COFFI: Central Office Feature File Interface - Provides information about USOCs and class of service. COFFI is a part of DOE/SONGS. It indicates all services available to a customer.

CRIS: Customer Record Information System - The BellSouth proprietary corporate database and billing system for non-access customers and services.

CRSACCTS: CRIS software contract for CSR information

CRSG: Complex Resale Support Group

C-SOTS: CLEC Service Order Tracking System

CSR: Customer Service Record

CTTG: Common Transport Trunk Group - Final trunk groups between BellSouth & Independent end offices and the BellSouth access tandems.

D

DA: Directory Assistance

DESIGN: Design Service is defined as any Special or Plain Old Telephone Service Order which requires BellSouth Design Engineering Activities.

DISPOSITION & CAUSE: Types of trouble conditions, e.g. No Trouble Found, Central Office Equipment, Customer Premises Equipment, etc.

DLETH: Display Lengthy Trouble History - A history report that gives all activity on a line record for trouble reports in LMOS.

DLR: Detail Line Record - All the basic information maintained on a line record in LMOS, e.g. name, address, facilities, features etc.

DS-0: The worldwide standard speed for one digital voice signal (64000 bps).

DS-1: 24 DS-0s (1.544Mb/sec., i.e. carrier systems)

DOE: Direct Order Entry System - An internal BellSouth service order entry system used by BellSouth Service Representatives to input business service orders in BellSouth format.

DSAP: DOE (Direct Order Entry) Support Application - The BellSouth Operations System which assists a Service Representative or similar carrier agent in negotiating service provisioning commitments for non-designed services and Unbundled Network Elements.

DSAPDDI: DSAP software contract for schedule information.

DSL: Digital Subscriber Line

DUI: Database Update Information

E

E911: Provides callers access to the applicable emergency services bureau by dialing a 3-digit universal telephone number.

EDI: Electronic Data Interchange - The computer-to-computer exchange of inter and/or intra-company business documents in a public standard format.

ESSX: BellSouth Centrex Service

F

Fatal Reject: The number of LSRs that were electronically rejected from LEO, which checks to see if the LSR has all the required fields correctly populated.

Flow-Through: In the context of this document, LSRs submitted electronically via the CLEC mechanized ordering process that flow through to the BellSouth OSS without manual or human intervention.

FOC: Firm Order Confirmation - A notification returned to the CLEC confirming that the LSR has been received and accepted, including the specified commitment date.

FX: Foreign Exchange

G**H**

HAL: “Hands Off” Assignment Logic - Front end access and error resolution logic used in interfacing BellSouth Operations Systems such as ATLAS, BOCRIS, LMOS, PSIMS, RSAG and SOCS.

HALCRIS: HAL software contract for CSR information

HDSL: High Density Subscriber Loop/Line

I

ILEC: Incumbent Local Exchange Company

INP: Interim Number Portability

ISDN: Integrated Services Digital Network

IPC: Interconnection Purchasing Center

L

LAN: Local Area Network

LAUTO: The automatic processor in the LNP Gateway that validates LSRs and issues service orders.

LCSC: Local Carrier Service Center - The BellSouth center which is dedicated to handling CLEC LSRs, ASRs, and Pre-ordering transactions along with associated expedite requests and escalations.

Legacy System: Term used to refer to BellSouth Operations Support Systems (see OSS)

LENS: Local Exchange Negotiation System - The BellSouth LAN/web server/OS application developed to provide both preordering and ordering electronic interface functions for CLECs.

LEO: Local Exchange Ordering - A BellSouth system which accepts the output of EDI, applies edit and formatting checks, and reformats the Local Service Requests in BellSouth Service Order format.

LERG: Local Exchange Routing Guide

LESOG: Local Exchange Service Order Generator - A BellSouth system which accepts the service order output of LEO and enters the Service Order into the Service Order Control System using terminal emulation technology.

LFACS: Loop Facilities Assessment and Control System

LIDB: Line Information Database

LMOS: Loop Maintenance Operations System - A BellSouth Operations System that stores the assignment and selected account information for use by downstream OSS and BellSouth personnel during provisioning and maintenance activities.

LMOS HOST: LMOS host computer

LMOSupd: LMOS updates

LMU: Loop Make-up

LMUS: Loop Make-up Service Inquiry

LNP: Local Number Portability - In the context of this document, the capability for a subscriber to retain his current telephone number as he transfers to a different local service provider.

LOOPS : Transmission paths from the central office to the customer premises.

LRN: Location Routing Number

LSR: Local Service Request – A request for local resale service or unbundled network elements from a CLEC.

M

Maintenance & Repair: The process and function by which trouble reports are passed to BellSouth and by which the related service problems are resolved.

MARCH: BellSouth Operations System which accepts service orders, interprets the coding contained in the service order image, and constructs the specific switching system Recent Change command messages for input into end office switches.

N

NBR: New Business Request

NC: “No Circuits” - All circuits busy announcement.

NIW: Network Information Warehouse

NMLI: Native Mode LAN Interconnection

NPA: Numbering Plan Area

NXX: The “exchange” portion of a telephone number.

O

OASIS: Obtain Availability Services Information System - A BellSouth front-end processor, which acts as an interface between COFFI and RNS. This system takes the USOCs in COFFI and translates them to English for display in RNS.

OASISBSN: OASIS software contract for feature/service

OASISCAR: OASIS software contract for feature/service

OASISLPC: OASIS software contract for feature/service

OASISMTN: OASIS software contract for feature/service

OASISNET: OASIS software contract for feature/service

OASISOCP: OASIS software contract for feature/service

ORDERING: The process and functions by which resale services or unbundled network elements are ordered from BellSouth as well as the process by which an LSR or ASR is placed with BellSouth.

OSPCM: Outside Plant Contract Management System - Provides Scheduling Information.

OSS: Operations Support System - A support system or database which is used to mechanize the flow or performance of work. The term is used to refer to the overall system consisting of hardware complex, computer operating system(s), and application which is used to provide the support functions.

OUT OF SERVICE: Customer has no dial tone and cannot call out.

P

PMAP: Performance Measurement Analysis Platform

PON: Purchase Order Number

POTS: Plain Old Telephone Service

PREDICTOR: The BellSouth Operations system which is used to administer proactive maintenance and rehabilitation activities on outside plant facilities, provide access to selected work groups (e.g. RRC & BRC) to Mechanized Loop Testing and switching system I/O ports, and provide certain information regarding the attributes and capabilities of outside plant facilities.

Preordering: The process and functions by which vital information is obtained, verified, or validated prior to placing a service request.

PRI: Primary Rate ISDN

Provisioning: The process and functions by which necessary work is performed to activate a service requested via an LSR or ASR and to initiate the proper billing and accounting functions.

PSIMS: Product/Service Inventory Management System - A BellSouth database Operations System which contains availability information on switching system features and capabilities and on BellSouth service availability. This database is used to verify the availability of a feature or service in an NXX prior to making a commitment to the customer.

PSIMSORB: PSIMS software contract for feature/service.

Q

R

RNS: Regional Negotiation System - An internal BellSouth service order entry system used by BellSouth Consumer Services to input service orders in BellSouth format.

ROS: Regional Ordering System

RRC: Residence Repair Center - The BellSouth Consumer Services trouble receipt center which serves residential customers.

RSAG: Regional Street Address Guide - The BellSouth database, which contains street addresses validated to be accurate with state and local governments.

RSAGADDR: RSAG software contract for address search.

RSAGTN: RSAG software contract for telephone number search.

S

SAC: Service Advocacy Center

SEEM: Self Effectuating Enforcement Mechanism

SOCS: Service Order Control System - The BellSouth Operations System which routes service order images among BellSouth drop points and BellSouth Operations Systems during the service provisioning process.

SOIR: Service Order Interface Record - any change effecting activity to a customer account by service order that impacts 911/E911

SONGS: Service Order Negotiation and Generation System.

T

TAFI: Trouble Analysis Facilitation Interface - The BellSouth Operations System that supports trouble receipt center personnel in taking and handling customer trouble reports.

TAG: Telecommunications Access Gateway – TAG was designed to provide an electronic interface, or machine-to-machine interface for the bi-directional flow of information between BellSouth’s OSSs and participating CLECs.

TN: Telephone Number

Total Manual Fallout: The number of LSRs which are entered electronically but require manual entering into a service order generator.

U

UNE: Unbundled Network Element

UCL: Unbundled Copper Link

USOC: Universal Service Order Code

V

W

WATS: Wide Area Telephone Service

WFA: Work Force Administration

WMC: Work Management Center

WTN: Working Telephone Number.

X

Y

Z

Appendix C: BellSouth Audit Policy

C-1: BellSouth's Internal Audit Policy

BellSouth's internal efforts to make certain that the reports produced by the PMAP platform are of the highest accuracy has been formalized into a Performance Measurements Quality Assurance Plan (PMQAP) that documents and augments existing quality assurance processes integral to the production and validation of Performance Measurements data.

The plan consists of three sections:

1. Change Control addresses the quality assurance steps involved in the introduction of new measurements and changes to existing measurements.
2. Production addresses the quality assurance steps used to create monthly SQM reports.
3. Monthly Validation addresses the quality assurance steps used to ensure accurate posting of monthly results.

The BellSouth PMQAP will ensure that BellSouth effectively and consistently provides accurate performance measurements data for the activities included in the SQM. The BellSouth Internal Audit department will audit this plan and its quality assurance steps annually, beginning in 4Q01.

C-2: BellSouth's External Audit Policy

BellSouth currently provides many CLECs with audit rights as a part of their individual interconnection agreements. BellSouth has developed a proposed Audit Plan for use by the parties to an audit. If requested by a Public Service Commission or by a CLEC exercising contractual audit rights, BellSouth will agree to undergo a comprehensive audit of the current year aggregate level reports for both BellSouth and the CLECs for each of the next five (5) years (2001 - 2005), to be conducted by an independent third party auditor. The results of audits will be made available to all the parties subject to proper safeguards to protect proprietary information. Requested audits include the following specifications:

1. The cost shall be borne 50% by BellSouth and 50% by the CLECs.
2. The independent third party auditor shall be selected with input from BellSouth, the PSC, if applicable, and the CLEC(s).
3. BellSouth, the PSC and the CLECs shall jointly determine the scope of the audit.

These comprehensive audits are intended to provide the basis for the PSCs and CLECs to determine that the SQM and PMAP produce accurate data that reflects each States Order for performance measurements. Once this has been verified by an initial audit, the BellSouth PMQAP will provide the basis for future audits.

**AMENDMENT
TO THE
AGREEMENT BETWEEN
XSPEDIUS CORPORATION AND
BELLSOUTH TELECOMMUNICATIONS, INC.
DATED JANUARY 1, 2000**

Pursuant to this Agreement, (the "Amendment"), Xspedius Corporation, ("Xspedius"), a Delaware corporation on behalf of itself, and BellSouth Telecommunications, Inc. ("BellSouth"), a Georgia corporation, having an office at 675 W. Peachtree Street, Atlanta, Georgia, 30375, on behalf of itself, hereinafter referred to collectively as the "Parties," hereby agree to amend that certain Physical Collocation Master Agreement between the Parties dated January 1, 2000 ("Agreement").

WHEREAS, BellSouth and Xspedius entered into the Agreement on January 1, 2000, and;

WHEREAS, the Parties desire to amend the Agreement to change Use of Space, Equipment Type, Shared Use, Co-Carrier Cross Connect, Acceptance Walk Through, and Power language; and to change Cross Connect Rates for the states of Alabama, Florida, Georgia, Kentucky, Louisiana, Mississippi, North Carolina, South Carolina and Tennessee.

NOW THEREFORE, in consideration of the mutual provisions contained herein and other good and valuable consideration, the receipt and sufficiency of which are hereby acknowledged, the Parties hereby covenant and agree as follows:

1. The Parties agree that Attachment 4-Physical Collocation of the Interconnection Agreement between Xspedius and BellSouth is hereby amended to replace Section 1.3 with the following:
 - 1.3 Use of Space. Xspedius shall use the Collocation Space for the purposes of installing, maintaining and operating Xspedius' equipment (to include testing, monitoring and remote management of equipment) necessary for interconnection with BellSouth services and facilities or for accessing BellSouth unbundled network elements for the provision of telecommunications services, as specifically set forth in this Attachment. The Collocation Space may be used for no other purposes except as specifically described herein or in any amendment hereto.
2. The Parties agree that Attachment 4-Physical Collocation of the Interconnection Agreement between Xspedius and BellSouth is hereby amended to replace Section 5.1 with the following:
 - 5.1 Equipment Type. BellSouth permits the collocation of any type of equipment necessary for interconnection to BellSouth's network or for access to BellSouth's unbundled network elements in the provision of telecommunications services, as the term "necessary" is defined by FCC 47 C.F.R. Section 51.323 (b). The primary purpose and function of any equipment collocated in a Premises must be for interconnection to BellSouth's network or for access to BellSouth's unbundled

network elements in the provision of telecommunications services, and does not disallow CLEC to CLEC cross connects to accomplish same.

5.1.1 Examples of equipment that would not be considered necessary include but are not limited to: Traditional circuit switching equipment, equipment used exclusively for call-related databases, computer servers used exclusively for providing information services, operations support system (OSS) equipment used to support CLEC network operations, equipment that generates customer orders, manages trouble tickets or inventory, or stores customer records in centralized databases, etc. BellSouth will determine upon receipt of an application if the requested equipment is necessary based on the criteria established by the FCC. Multifunctional equipment placed on BellSouth's Premises must not place any greater relative burden on BellSouth's property than comparable single-function equipment. BellSouth reserves the right to permit collocation of any equipment on a nondiscriminatory basis.

5.1.2 Such equipment must, at a minimum, meet the following Telcordia Network Equipment Building Systems (NEBS) General Equipment Requirements: Criteria Level 1 requirements as outlined in the Telcordia Special Report SR-3580, Issue 1; equipment design spatial requirements per GR-63-CORE, Section 2; thermal heat dissipation per GR-063-CORE, Section 4, Criteria 77-79; acoustic noise per GR-063-CORE, Section 4, Criterion 128, and National Electric Code standards. Except where otherwise required by a Commission, BellSouth shall comply with the applicable FCC rules relating to denial of collocation based on Xspedius' failure to comply with this Section. BellSouth shall be held to these same standards, no more no less than Xspedius equipment. If there is a question as to Xspedius' equipment, BellSouth must produce records and/or statements stating that its equipment in the central office is up to the standards BellSouth is demanding of Xspedius' equipment.

5.1.3 Xspedius shall not use the Collocation Space for marketing purposes nor shall it place any identifying signs or markings in the area surrounding the Collocation Space or on the grounds of the BellSouth Premises.

5.1.4 Xspedius shall place a plaque or other identification affixed to Xspedius' equipment necessary to identify Xspedius' equipment, including a list of emergency contacts with telephone numbers.

3. The Parties agree that Attachment 4-Physical Collocation of the Interconnection Agreement between Xspedius and BellSouth is hereby amended to replace Section 5.3 with the following:

5.3 Shared Use. Xspedius may utilize spare capacity on an existing interconnector entrance facility for the purpose of providing an entrance facility to Xspedius' collocation arrangement within the same BellSouth Premises. BellSouth shall allow the splice, provided that the fiber is non-working fiber. Xspedius must arrange with BellSouth for BellSouth to splice the Xspedius provided riser cable

to the spare capacity on the entrance facility. The rates set forth in Exhibit A will apply. If Xspedius desires to allow another CLEC to use its entrance facilities, additional rates, terms and conditions will apply and shall be negotiated between the Parties.

4. The Parties agree that Attachment 4-Physical Collocation of the Interconnection Agreement between Xspedius and BellSouth is hereby amended to replace Section 5.6 with the following:

- 5.6 Co-Carrier Cross Connect (CCXC). The primary purpose of collocating CLEC equipment is to interconnect with BellSouth's network or access BellSouth's unbundled network elements for the provision of telecommunications services. BellSouth will permit Xspedius to interconnect between its virtual or physical collocation arrangements and those of another collocated CLEC whose Agreement contains rates, terms and conditions for CCXC language. At no point in time shall Xspedius use the Collocation Space for the sole or primary purpose of cross connecting to other CLECs.

- 5.6.1 Xspedius must use a BellSouth Certified Supplier to place the CCXC. The CCXC shall be provisioned through facilities owned by Xspedius. Such connections to other carriers may be made using either optical or electrical facilities. Xspedius may deploy such optical or electrical connections directly between its own facilities and the facilities of other CLEC(s) without being routed through BellSouth equipment. If either collocation arrangement is a virtual collocation arrangement, the CLEC having the virtual collocation arrangement must either have sufficient terminations for the CCXC cable or must provide additional termination equipment in its arrangement. Xspedius and the other CLEC shall not intermingle their equipment within a virtual collocation arrangement. Xspedius may not self-provision CCXC on any BellSouth distribution frame, Pot Bay, DSX or LGX. Xspedius is responsible for ensuring the integrity of the signal.

- 5.6.2 Xspedius shall be responsible for providing written authorization to BellSouth from the other CLEC prior to installing the CCXC. Xspedius-provisioned CCXC shall utilize common cable support structure. There will be a recurring charge per linear foot, per cable of common cable support structure used. In the case of two contiguous caged collocation arrangements, Xspedius may have the option of constructing its own dedicated support structure.

- 5.6.3 To order CCXCs Xspedius must submit an Initial Application or Subsequent Application.

5. The Parties agree that Attachment 4-Physical Collocation of the Interconnection Agreement between Xspedius and BellSouth is hereby amended to replace Section 6.4.3 with the following:

- 6.4.3 Acceptance Walk Through. Xspedius will schedule and complete an acceptance walkthrough of each Collocation Space with BellSouth within

fifteen (15) calendar days of BellSouth's notifying Xspedius that the collocation space is ready for occupancy ("Space Ready Date"). In the event that Xspedius fails to complete an acceptance walkthrough within this fifteen (15) day interval, the Collocation Space shall be deemed accepted by Xspedius. BellSouth will correct any deviations to Xspedius' original or jointly amended requirements within seven (7) calendar days after the walkthrough, unless the Parties jointly agree upon a different time frame.

6. The Parties agree that Attachment 4-Physical Collocation of the Interconnection Agreement between Xspedius and BellSouth is hereby amended to replace Section 6.4.3 with the following:

7.5 Power. BellSouth shall make available -48 Volt (-48V) DC power for Xspedius' Collocation Space at a BellSouth Power Board or BellSouth Battery Distribution Fuse Bay (BDFB) at Xspedius' option within the Premises.

7.5.1 Recurring charges for -48V DC power will be assessed per ampere per month based upon the BellSouth Certified Supplier engineered and installed power feed fused ampere capacity. Rates include redundant feeder fuse positions (A&B) and common cable rack to Xspedius' equipment or space enclosure. Recurring power charges begin on the Space Acceptance Date or on the date Xspedius first occupies the Collocation Space, whichever is first, whether for new service, power upgrade, or power reduction. If Xspedius fails to schedule and complete an acceptance walk through within fifteen (15) calendar days after BellSouth releases the space for occupancy, BellSouth shall begin billing Xspedius for recurring charges as of the sixteenth day after the Space Ready Date. When obtaining power from a BDFB, fuses and power cables (A&B) must be engineered (sized), and installed by Xspedius' BellSouth Certified Supplier. When obtaining power from a BellSouth power board, power cables (A&B) must be engineered (sized), and installed by Xspedius' BellSouth Certified Supplier. Xspedius is responsible for contracting with a BellSouth Certified Supplier for power distribution feeder cable runs from a BellSouth BDFB or power board to Xspedius' equipment. Xspedius has the option of having as their DC power. In BellSouth Premises with multiple BDFBs the determination of which BellSouth BDFB to be used to provide DC power to Xspedius will be at BellSouth's sole, but reasonable, discretion. The BellSouth Certified Supplier contracted by Xspedius must provide BellSouth a copy of the engineering power specification prior to the day on which Xspedius' equipment becomes operational. BellSouth will provide the common power feeder cable support structure between the BellSouth BDFB or power board and Xspedius' arrangement area. Xspedius shall contract with a BellSouth Certified Supplier who will be responsible for the following: dedicated power cable support structure within Xspedius' arrangement, power cable feeds, and terminations of cable. Any terminations at a BellSouth power board must be performed by a BellSouth Certified Supplier. Xspedius shall comply with all applicable

National Electric Code (NEC), BellSouth TR73503, Telcordia and ANSI Standards regarding power cabling.

- 7.5.2 Xspedius has the option to add its own dedicated power plant; provided, however, that such work shall be performed by a BellSouth Certified Supplier who shall comply with BellSouth's guidelines and specifications. Where the addition of Xspedius' dedicated power plant results in construction of a new power plant room, upon termination of Xspedius' right to occupy collocation space at such site, Xspedius shall have the right to remove its equipment from the power plant room, but shall otherwise leave the room intact.
- 7.5.3 If Xspedius elects to install its own DC Power Plant, Xspedius has the option to contract with the local electrical utility to provide Xspedius' AC power requirements or to have BellSouth provide AC power to feed Xspedius' DC Power Plant. If BellSouth provides the AC power the charges for the AC power will be assessed per breaker ampere per month. Rates include the provision of commercial and standby AC power. When obtaining power from a BellSouth service panel, protection devices and power cables must be engineered (sized), and installed by Xspedius' BellSouth Certified Supplier except that BellSouth shall engineer and install protection devices and power cables for Adjacent Collocation. Xspedius' BellSouth Certified Supplier must also provide a copy of the engineering power specification prior to the equipment becoming operational. Charges for AC power shall be assessed pursuant to the rates specified in Exhibit C. AC power voltage and phase ratings shall be determined on a per location basis. At Xspedius' option, Xspedius may arrange for AC power in an Adjacent Collocation arrangement from a retail provider of electrical power.
- 7.5.4 In Tennessee, Recurring charges for -48V DC power consumption will be assessed per ampere per month based upon the engineered and installed power feed fused ampere capacity. Rates include redundant feeder fuse positions (A&B) and common cable rack to Xspedius' equipment or space enclosure. Xspedius shall contract with a Certified Supplier who will be responsible for the following: dedicated power cable support structure within Xspedius' arrangement and terminations of cable within the collocation space.
- 7.5.5 In Tennessee, non-recurring charges for -48V DC power distribution will be based on the common power feeder cable support structure between the BellSouth BDFB and Xspedius' arrangement area.
- 7.5.6 In Alabama, Louisiana and South Carolina, Xspedius has the option to purchase power directly from an electric utility company. Under such an option, Xspedius is responsible for contracting with the electric utility company for its own power feed and meter, and is financially responsible for purchasing all equipment necessary to accomplish the arrangement, including inverters, batteries, power boards, bus bars, BDFBs, backup

power supplies and cabling. The actual work to install this arrangement must be performed by a BellSouth Certified Supplier hired by Xspedius. Xspedius' BellSouth Certified Supplier must comply with all applicable safety codes, including the National Electric Safety Codes, in installing this power arrangement. Any floor space, cable racking, etc utilized by Xspedius in provisioning said power will be billed on an ICB basis.

7.5.7 In Alabama, if Xspedius is currently served from the BellSouth power board and requests to be connected to a BellSouth BDFB Xspedius must submit a Subsequent Application. BellSouth must respond to such application within seven (7) calendar days and no application fee will apply.

7. The Parties agree that Attachment 4-Physical Collocation of the Interconnection Agreement between Xspedius and BellSouth is hereby amended to replace Exhibit A: Rates with Exhibit A attached hereto for the States of Alabama, Florida, Georgia, Kentucky, Louisiana, Mississippi, North Carolina, South Carolina and Tennessee:

**BELLSOUTH/XSPEDIUS RATES – ALABAMA
PHYSICAL COLLOCATION**

Rates marked with an asterisk (*) are interim and are subject to true-up

USOC	Rate Element Description	Unit	Recurring Rate (RC)	Non-Recurring Rate (NRC)
PE1BA	Application Fee	Per Request	NA	\$7124.00 Disconnect Charge \$1.73
PE1CA	Subsequent Application Fee (Note 1)	Per Request	NA	\$1600.00 Minimum
PE1BB	Space Preparation Fee (Note 2)			
	Mechanical / HVAC*	Per ton (one ton minimum)		\$2,400.00
	Ground Bar*	Per arrangement		\$720.00
	Project Management*	Per arrangement		\$1675.00
	Cable Racking / Fiber Duct	Per arrangement, square foot		ICB
	Frame / Aisle Lighting	Per arrangement, square foot		ICB
	Framework Ground Conductors	Per arrangement		ICB
USOC	Rate Element Description	Unit	Recurring	Non-Recurring

			Rate (RC)	Rate (NRC)
PE1BW	Space Enclosure (Note 3) <i>Requested Prior to 6/1/99</i> Welded Wire-mesh	Per first 100 sq. ft.	\$189.86	NA
PE1C	Welded Wire-mesh	Per add'l 50 sq. ft.	\$19.29	NA
W				
PE1PJ	Floor Space	Per square foot	\$3.85	NA
PE1BD	Cable Installation	Per Cable	NA	\$2,335.00 Disconnect Charge \$54.39
PE1PM	Cable Support Structure	Per entrance cable	\$23.23	NA
PE1PL	Power -48V DC Power	Per amp	\$7.14	ICB
PE1FB	120V AC Power single phase*	Per breaker amp	\$5.50	ICB
PE1FD	240V AC Power single phase*	Per breaker amp	\$11.00	ICB
PE1FE	120V AC Power three phase*	Per breaker amp	\$16.50	ICB
PE1FG	270V AC Power three phase*	Per breaker amp	\$38.20	ICB
PE1P2	Cross Connects 2-wire	Per Cross Connect	\$0.031	First / Additional \$33.68/\$31.79
PE1P4	4-wire		\$0.062	\$33.63/\$31.67
PE1P1	DS-1		\$1.28	\$52.93/\$39.87
PE1P3	DS-3		\$16.27	\$51.99/\$38.59
PE1F2	2-fiber		\$3.23	\$52.00/\$38.60
PE1F4	4-fiber		\$5.73	\$64.54/\$51.14
PE1ES	Co-Carrier Cross Connect (Note 4) Fiber Arrangement Cable Support Structure	Per linear foot (existing)	\$0.06	NA
PE1DS	Copper or Coaxial Arrangement	Per linear foot (existing)	\$0.03	NA
(TBD)	Cable Support Structure Construction	Per new construction	NA	ICB
PE1AX	Security Access System Security system*	Per Central office	\$52.00	
PE1A1	New Access Card Activation*	Per Card		\$55.00
PE1AA	Administrative change, existing card*	Per Card		\$35.00
PE1AR	Replace lost or stolen card*	Per Card		\$250.00
PE1SR	Space Availability Report*	Per Central Office		\$550.00

USOC	Rate Element Description	Requested Unit	Recurring Rate (RC)	Non-Recurring Rate (NRC)
	POT Bay Arrangements <i>Prior to 6/1/99</i>	Per Cross Connect		
PE1PE	2 Wire Cross Connect		\$0.08	NA
PE1PF	4 Wire Cross Connect		\$0.17	NA
PE1PG	DS1 Cross Connect		\$0.69	NA
PE1PH	DS3 Cross Connect		\$4.74	NA
PE1B2	2 Fiber Cross Connect		\$32.02	NA
PE1B4	4 Fiber Cross Connect		\$40.48	NA
AEH	Additional Engineering Fee (Note 5)	Per request, First half hour/Add'l Half hour		First / Additional Basic Time – \$31.00 / \$22.00 Overtime – \$37.00 / \$26.00
	Security Escort			
PE1BT	Basic Time	Per ½	NA	\$43.47/\$25.82
PE1OT	Overtime	Hour/Additional	NA	\$55.25/\$32.79
PE1PT	Premium Time	Half-hour	NA	\$67.03/\$39.76

Note(s):

N/A refers to rate elements which do not have a negotiated rate.

(1) **Subsequent Application Fee:** BellSouth requires the submission of an Application Fee for modifications to an existing arrangement. However, when the modifications do not require BellSouth to expend capital, BellSouth will assess the Subsequent Application Fee in lieu of the Application Fee. Proposed modifications that could result in assessment of a Subsequent Application Fee would cause BellSouth to analyze the following but are not limited to: floor loading changes, changes to HVAC requirements, power requirement changes which may result in a power plant upgrade, environmental or safety requirements, or equipment relocation. Should the Subsequent Application Fee not be included as part of this Attachment, Xspedius will be assessed the full Application Fee for all subsequent activity for completed arrangements.

(2) **Space Preparation Fee:** The Space Preparation Fee is a one-time fee, assessed per arrangement, per location. It recovers the costs associated with the shared physical collocation area within a Central Office, which include survey, engineering, design and modification costs for network, building and support systems. In the event Xspedius opts for non-enclosed space, the space preparation fee will be assessed based on the total floor space dedicated to Xspedius as prescribed in Section 7 of the Collocation Attachment.

(3) **Space Enclosure:** For cages requested prior to June 1, 1999, the Space Enclosure Construction Fee is a monthly recurring fee, assessed per enclosure, per location with a one-hundred (100) square foot minimum enclosure. It recovers costs associated with providing an optional equipment arrangement enclosure, which include architectural and engineering fees, materials, and installation costs. The cost for additional square feet is applicable only when ordered with the first 100 square feet and must be requested in fifty (50) square foot increments. Xspedius may, at its option, arrange with a BellSouth certified contractor to construct the space enclosure in accordance with BellSouth's guidelines and specifications. In this event, the contractor shall directly bill Xspedius for the space enclosure, and this fee shall not be applicable.

(4) **Co-Carrier Cross-Connect:** As stated in Section 1.2 of the Collocation Attachment, Xspedius may connect to other CLECs within the designated Central Office in addition to, and not in lieu of, interconnection to BellSouth services and facilities. Where BellSouth must construct a cable rack structure to house the co-carrier cross connection, construction charges will be applied on an individual case basis. BellSouth shall provide an estimate of these charges in the Application Response. Where an existing cable rack structure is in place and has sufficient capacity to

accommodate the co-Carrier cross connection requested, the recurring charges as stated in this Exhibit A shall apply.

(5) **Additional Engineering Fee:** BellSouth's additional engineering, and other labor costs associated with handling Xspedius - requested modifications to requests in progress or augmentations to existing arrangements shall be recovered as Additional Engineering charges, under provisions in BellSouth's F.C.C. Number 1 Tariff, Sections 13.1 and 13.2. Should Additional Engineering rates not be included, Xspedius agrees not to make changes to collocation arrangement after a Bona Fide Firm Order is submitted.

BELLSOUTH/ XSPEDIUS RATES – FLORIDA PHYSICAL COLLOCATION

Rates marked with an asterisk (*) are interim and are subject to true-up

USOC	Rate Element Description	Unit	Recurring Rate (RC)	Non-Recurring Rate (NRC)
PE1BA	Application Fee	Per Request	NA	\$3,248.00
PE1CA	Subsequent Application Fee	Per Request	NA	\$1600.00 Minimum
PE1BB	Space Preparation Fee (Note 2)			
	Mechanical / HVAC*	Per ton (one ton minimum)		\$2,400.00
	Ground Bar*	Per arrangement		\$720.00
	Project Management*	Per arrangement		\$1675.00
	Cable Racking / Fiber Duct	Per arrangement, square foot		ICB
	Frame / Aisle Lighting	Per arrangement, square foot		ICB
	Framework Ground Conductors	Per arrangement		ICB
	Extraordinary Modifications			ICB
PE1BW	Space Enclosure (Note 3) <i>Requested Prior to 6/1/99</i> Wire Cage	Per first 100 sq. ft.	\$41.99	NA
PE1BC	Gypsum Board Cage	Per first 100 sq. ft.	\$84.10	NA
PE1BF	Fire Rated Cage	Per first 100 sq. ft.	\$99.73	NA
PE1C	Wire Cage	Per add'l 50 sq. ft.	\$4.14	NA
W	Gypsum Board Cage	Per add'l 50 sq. ft.	\$9.35	NA
PE1CC	Fire Rated Cage	Per add'l 50 sq. ft.	\$11.30	NA
PE1CF				
PE1PJ	Floor Space	Per square foot	\$4.25	NA

PE1BD	Cable Installation	Per Cable	\$2.77	\$1,056.00
PE1PM	Cable Support Structure	Per entrance cable	\$22.94	NA
USOC	Rate Element Description	Unit	Recurring Rate (RC)	Non-Recurring Rate (NRC)
PE1PL	Power -48V DC Power	Per amp	\$7.14	ICB
PE1FB	120V AC Power single phase*	Per breaker amp	\$5.50	ICB
PE1FD	240V AC Power single phase*	Per breaker amp	\$11.00	ICB
PE1FE	120V AC Power three phase*	Per breaker amp	\$16.50	ICB
PE1FG	270V AC Power three phase*	Per breaker amp	\$38.20	ICB
PE1P2	Cross Connects (Note 4) 2-wire	Per Cross Connect	\$0.0276	First/Additional \$8.22/\$7.22
PE1P4	4-wire		\$0.0552	\$8.42/\$7.36
PE1P1	DS-1		\$1.32	\$27.77/\$15.52
PE1P3	DS-3		\$16.81	\$25.48/\$14.05
PE1F2	2-Fiber		\$3.34	\$41.94/\$30.52
PE1F4	4-Fiber		\$5.92	\$51.30/\$39.87
	2-wire			Disconnect First/Additional \$5.74/\$4.58
	4-wire			\$5.90/\$4.66
	DS-1			\$5.93/\$4.77
	DS-3			\$7.77/\$5.01
	2-Fiber			\$13.91/\$11.16
PE1ES	Co-Carrier Cross Connect (Note 4) Fiber Cable Support Structure, existing	Per linear foot	\$0.06	NA
PE1DS	Copper or Coaxial Cable Support Structure, existing	Per linear foot	\$0.03	NA
(TBD)	Cable Support Structure Construction, new	Cable Support Structure	NA	ICB
PE1AX	Security Access System Security system*	Per Central office	\$95.00	
PE1A2	New Access Card Activation*	Per request-5 cards	NA	\$85.12
PE1AA	Administrative change, existing card*	Per Card		\$35.00
PE1AR	Replace lost or stolen card*	Per Card		\$250.00
PE1SR	Space Availability Report*	Per Central Office Requested		\$550.00
	POT Bay (Note 5)		NA	NA

AEH	Additional Engineering Fee (Note 6)	Per request, First half hour/Add'l Half hour		First / Additional Basic Time – \$31.00 / \$22.00 Overtime – \$37.00 / \$26.00
USOC	Rate Element Description	Unit	Recurring Rate (RC)	Non-Recurring Rate (NRC)
PE1BQ	Security Escort Basic Time	Per ¼ hour	NA	\$10.89
PE1OQ	Overtime	Per ¼ hour	NA	\$13.64
PE1PQ	Premium Time	Per ¼ hour	NA	\$16.40

Note(s):

N/A refers to rate elements which do not have a negotiated rate.

(1) **Subsequent Application Fee:** BellSouth requires the submission of an Application Fee for modifications to an existing arrangement. However, when the modifications do not require BellSouth to expend capital, BellSouth will assess the Subsequent Application Fee in lieu of the Application Fee. Proposed modifications that could result in assessment of a Subsequent Application Fee would cause BellSouth to analyze the following but are not limited to: floor loading changes, changes to HVAC requirements, power requirement changes which may result in a power plant upgrade, environmental or safety requirements, or equipment relocation. Should the Subsequent Application Fee not be included as part of this Attachment, Xspedius will be assessed the full Application Fee for all subsequent activity for completed arrangements.

(2) **Space Preparation Fee:** The Space Preparation Fee is a one-time fee, assessed per arrangement, per location. It recovers costs associated with the shared physical collocation area within a Central Office, which include survey, engineering, design and modification costs for network, building and support systems. BellSouth will pro rate the total shared space preparation costs among the collocators at each location based on the amount of square footage occupied by each collocator. This charge may vary depending on the location and type of arrangement requested.

(3) **Space Enclosure Fee:** For cages requested prior to June 1, 1999, the Space Enclosure Construction Fee is a monthly recurring fee, assessed per enclosure, per location with a one-hundred (100) square foot minimum enclosure. It recovers costs associated with providing an optional equipment arrangement enclosure, which include architectural and engineering fees, materials, and installation costs. The cost for additional square feet is applicable only when ordered with the first 100 square feet and must be requested in fifty (50) square foot increments. Xspedius may, at its option, arrange with a BellSouth certified contractor to construct the space enclosure in accordance with BellSouth's guidelines and specifications. In this event, the contractor shall directly bill Xspedius for the space enclosure, and this fee shall not be applicable.

(4) **Co-Carrier Cross-Connect.** As stated in Section 5 of the Collocation Attachment, Xspedius may connect to other CLECs within the designated Central Office in addition to, and not in lieu of, interconnection to BellSouth services and facilities. Where BellSouth must construct a cable rack structure to house the direct connection, construction charges will be applied on an individual case basis. BellSouth shall provide an estimate of these charges in the Application Response. Where an existing cable rack structure is in place and has sufficient capacity to accommodate the direct connection requested, the recurring charges as stated in this Exhibit A shall apply.

(5) **POT Bays:** BellSouth's Florida specific rates were established in the Florida Public Service Commission Docket No. 960833. The Commission did not set permanent rates for POT Bays, given the assumption by the parties to the Proceeding that they will always provide their own POT Bays. It will be necessary for Xspedius to provide its own POT Bays per BellSouth specifications and provide the necessary information from which BellSouth can inventory.

(6) **Additional Engineering Fee:** BellSouth's additional engineering, and other labor costs associated with handling Xspedius - requested modifications to requests in progress or augmentations to existing arrangements shall be recovered as Additional Engineering charges, under provisions in BellSouth's F.C.C. Number 1 Tariff, Sections 13.1 and 13.2. Should Additional Engineering rates not be included, Xspedius agrees not to make changes to collocation arrangement after a Bona Fide Firm Order is submitted.

**BELLSOUTH/ XSPEDIUS RATES – GEORGIA
PHYSICAL COLLOCATION**

Rates marked with an asterisk (*) are interim and are subject to true-up

USOC	Rate Element Description	Unit	Recurring Rate (RC)	Non-Recurring Rate (NRC)
PE1BA	Application Fee	Per Request	NA	\$3,850.00
PE1CA	Subsequent Application Fee (Note 1)	Per Request	NA	\$1600.00 Minimum
PE1BB	Space Preparation Fee (Note 2)	Per square foot	NA	\$100.00
PE1BW	Space Enclosure (Note 3) <i>Requested Prior to 6/1/99</i> Welded Wire-mesh	Per first 100 sq. ft.	\$170.64	NA
PE1PJ	Floor Space Zone A	Per square foot	\$7.50	NA
PE1PK	Zone B	Per square foot	\$6.75	NA
PE1BD	Cable Installation	Per Cable	NA	\$2,750.00
PE1PM	Cable Support Structure	Per entrance cable	\$13.35	NA
PE1PL	Power -48V DC Power	Per amp	\$7.14	ICB
PE1FB	120V AC Power single phase*	Per breaker amp	\$5.50	ICB
PE1FD	240V AC Power single phase*	Per breaker amp	\$11.00	ICB
PE1FE	120V AC Power three phase*	Per breaker amp	\$16.50	ICB
PE1P2	Cross Connects 2-wire	Per Cross Connect	\$0.30	First / Additional \$12.60 / \$12.60
PE1P4	4-wire		\$0.50	\$12.60 / \$12.60
PE1P1	DS-1		\$8.00	\$155.00/\$27.00
PE1P3	DS-3		\$72.00	\$155.00/\$27.00
PE1F2	2-fiber		\$2.86	\$52.14/\$38.72
PE1F4	4-fiber		\$5.08	\$64.74/\$51.31

PE1ES	Co-Carrier Cross Connect (Note 4) Fiber Cable Support Structure, existing	Per linear foot	\$0.06	NA
PE1DS	Copper or Coaxial Cable Support Structure, existing	Per linear foot	\$0.03	NA
(TBD)	Cable Support Structure Construction, new	Cable Support Structure (new)	NA	ICB
PE1AX	Security Access System Security system*	Per Central office	\$52.00	
PE1A1	New Access Card Activation*	Per Card		\$55.00
PE1AA	Administrative change, existing card*	Per Card		\$35.00
PE1AR	Replace lost or stolen card*	Per Card		\$250.00
USOC	Rate Element Description	Unit	Recurring Rate (RC)	Non-Recurring Rate (NRC)
PE1SR	Space Availability Report*	Per Central Office Requested		\$550.00
PE1PE	POT Bay Arrangements <i>Prior to 6/1/99</i> 2 Wire Cross Connect	Per Cross Connect	\$0.40	NA
PE1PF	4 Wire Cross Connect		\$1.20	NA
PE1PG	DS1 Cross Connect		\$1.20	NA
PE1PH	DS3 Cross Connect		\$8.00	NA
PE1B2	2 Fiber Cross Connect		\$38.79	NA
PE1B4	4 Fiber Cross Connect		\$52.31	NA
AEH	Additional Engineering Fee (Note 5)	Per request, First half hour/Add'l Half hour		First / Additional Basic Time – \$31.00 / \$22.00 Overtime – \$37.00 / \$26.00
PE1BT	Security Escort Basic Time	Per ½	NA	\$41.00/\$25.00
PE1OT	Overtime	Hour/Additional	NA	\$48.00/\$30.00
PE1PT	Premium Time	Half-hour	NA	\$55.00/\$35.00

Note(s)

N/A refers to rate elements which do not have a negotiated rate.

(1) **Subsequent Application Fee:** BellSouth requires the submission of an Application Fee for modifications to an existing arrangement. However, when the modifications do not require BellSouth to expend capital, BellSouth will assess the Subsequent Application Fee in lieu of the Application Fee. Proposed modifications that could result in assessment of a Subsequent Application Fee would cause BellSouth to analyze the following but are not limited to: floor loading changes, changes to HVAC requirements, power requirement changes which may result in a power plant upgrade, environmental or safety requirements, or equipment relocation. Should the Subsequent Application Fee not be included as part of this Attachment, Xspedius will be assessed the full Application Fee for all subsequent activity for completed arrangements.

(2) **Space Preparation Fee:** The Space Preparation Fee is a one-time fee, assessed per arrangement, per location. It recovers a portion of costs associated with the shared physical collocation area within a Central Office, which include survey, engineering, design and modification costs for network, building and support systems. This is a set fee of \$100 per square foot as established by the Georgia Public Service Commission Order in Docket No. 7061-U. In the event Xspedius opts for non-enclosed space, the space preparation fee will be assessed based on the total floor space dedicated to Xspedius as prescribed in Section 7 of the Collocation Attachment.

(3) **Space Enclosure Fee:** For cages requested prior to June 1, 1999, the Space Enclosure Construction Fee is a one-time fee, assessed per enclosure, per location with a one-hundred (100) square foot minimum enclosure. It recovers costs associated with providing an optional equipment arrangement enclosure, which include architectural and engineering fees, materials, and installation costs. The cost for additional square feet is applicable only when ordered with the first 100 square feet and must be requested in fifty (50) square foot increments. Xspedius may, at its option, arrange with a BellSouth certified contractor to construct the space enclosure in accordance with BellSouth's guidelines and specifications. In this event, the contractor shall directly bill Xspedius for the space enclosure, and this fee shall not be applicable.

(4) **Co-Carrier Cross-Connect.** As stated in Section 5 of the Collocation Attachment, Xspedius may connect to other CLECs within the designated Central Office in addition to, and not in lieu of, interconnection to BellSouth services and facilities. Where BellSouth must construct a cable rack structure to house the co-Carrier cross connection, construction charges will be applied on an individual case basis. BellSouth shall provide an estimate of these charges in the Application Response. Where an existing cable rack structure is in place and has sufficient capacity to accommodate the co-Carrier cross-connection requested, the recurring charges as stated in this Exhibit A shall apply.

(5) **Additional Engineering Fee:** BellSouth's additional engineering, and other labor costs associated with handling Xspedius - requested modifications to requests in progress or augmentations to existing arrangements shall be recovered as Additional Engineering charges, under provisions in BellSouth's F.C.C. Number 1 Tariff, Sections 13.1 and 13.2. Should Additional Engineering rates not be included, Xspedius agrees not to make changes to collocation arrangement after a Bona Fide Firm Order is submitted.

BELLSOUTH/ XSPEDIUS RATES – KENTUCKY PHYSICAL COLLOCATION

Rates marked with an asterisk (*) are interim and are subject to true-up

USOC	Rate Element Description	Unit	Recurring Rate (RC)	Non-Recurring Rate (NRC)
PE1BA	Application Fee	Per Request	NA	\$9,926.72
PE1CA	Subsequent Application Fee (Note 1)	Per Request	NA	\$1600.00 Minimum

PE1BB	Space Preparation Fee (Note 2)			
	Mechanical / HVAC*	Per ton (one ton minimum)		\$2,100.00
	Ground Bar*	Per arrangement		\$720.00
	Project Management*	Per arrangement		\$1,675.00
	Cable Racking / Fiber Duct	Per arrangement, square foot		ICB
	Frame / Aisle Lighting	Per arrangement, square foot		ICB
	Framework Ground Conductors	Per arrangement		ICB
	Extraordinary Modifications			ICB
PE1BW PE1C W	Space Enclosure (Note 3) <i>Requested Prior to 6/1/99</i> Welded Wire-mesh Welded Wire-mesh	Per first 100 sq. ft. Per add'l 50 sq. ft.	\$201.02 \$20.42	NA NA
PE1PJ	Floor Space	Per square foot	\$5.00	NA
PE1BD	Cable Installation	Per Cable	NA	\$2,327.08
PE1PM	Cable Support Structure	Per entrance cable	\$24.23	NA
USOC	Rate Element Description	Unit	Recurring Rate (RC)	Non-Recurring Rate (NRC)
PE1PL	Power -48V DC Power	Per amp	\$7.68	ICB
PE1FB	120V AC Power single phase*	Per breaker amp	\$5.50	ICB
PE1FD	240V AC Power single phase*	Per breaker amp	\$11.00	ICB
PE1FE	120V AC Power three phase*	Per breaker amp	\$16.50	ICB
PE1P2 PE1P4 PE1P1 PE1P3 PE1F2 PE1F4	Cross Connects 2-wire 4-wire DS-1 DS-3 2-fiber 4-fiber	Per Cross Connect	\$0.0333 \$0.0665 \$1.48 \$18.89 \$3.75 \$6.65	First / Additional \$24.68/\$23.68 \$24.88/\$23.82 \$44.23/\$31.98 \$41.93/\$30.51 \$41.93/\$30.51 \$51.29/\$39.87 Disconnect First/Additional \$12.14/\$10.95 \$12.77/\$11.46 \$12.81/\$11.57 \$14.75/\$11.83 \$14.76/\$11.84

PE1ES	Co-Carrier Cross Connect (Note 4) Fiber Arrangement Cable Support Structure	Per linear foot (existing)	\$0.06	NA
PE1DS	Copper or Coaxial Arrangement	Per linear foot (existing)	\$0.03	NA
(TBD)	Cable Support Structure Construction	Per new construction	NA	ICB
PE1AX	Security Access System Security system*	Per Central office	\$52.00	
PE1A1	New Access Card Activation	Per Card		\$55.00
PE1AA	Administrative change, existing card	Per Card		\$35.00
PE1AR	Replace lost or stolen card	Per Card		\$250.00
PE1SR	Space Availability Report*	Per Central Office Requested		\$550.00
	POT Bay Arrangements <i>Prior to 6/1/99</i>	Per Cross Connect		
PE1PE	2 Wire Cross Connect		\$0.113	NA
PE1PF	4 Wire Cross Connect		\$0.23	NA
PE1PG	DS1 Cross Connect		\$1.60	NA
PE1PH	DS3 Cross Connect		\$14.23	NA
PE1B2	2 Fiber Cross Connect		\$48.57	NA
PE1B4	4 Fiber Cross Connect		\$65.50	NA
USOC	Rate Element Description	Unit	Recurring Rate (RC)	Non-Recurring Rate (NRC)
PE1BT	Security Escort Basic Time	Per ½	NA	\$56.09/\$31.99
PE1OT	Overtime	Hour/Additional	NA	\$67.75/\$39.00
PE1PT	Premium Time	Half-hour	NA	\$79.41/\$46.01
AEH	Additional Engineering Fee (Note 5)	Per request, First half hour/Add'l Half hour		First / Additional Basic Time – \$31.00 / \$22.00 Overtime – \$37.00 / \$26.00

Note(s):

N/A refers to rate elements which do not have a negotiated rate.

(1) **Subsequent Application Fee:** BellSouth requires the submission of an Application Fee for modifications to an existing arrangement. However, when the modifications do not require BellSouth to expend capital, BellSouth will assess the Subsequent Application Fee in lieu of the Application Fee. Proposed modifications that could result in assessment of a Subsequent Application Fee would cause BellSouth to analyze the following but are not limited to: floor loading changes, changes to HVAC requirements, power requirement changes which may result in a power plant upgrade, environmental or safety requirements, or equipment relocation. Should the Subsequent Application

Fee not be included as part of this Attachment, Xspedius will be assessed the full Application Fee for all subsequent activity for completed arrangements.

(2) **Space Preparation Fee:** The Space Preparation Fee is a one-time fee, assessed per arrangement, per location. It recovers the costs associated with the shared physical collocation area within a Central Office, which include survey, engineering, design and modification costs for network, building and support systems. In the event Xspedius opts for non-enclosed space, the space preparation fee will be assessed based on the total floor space dedicated to Xspedius as prescribed in Section 7 of the Collocation Attachment.

(3) **Space Enclosure Fee:** For cages requested prior to June 1, 1999, the Space Enclosure Construction Fee is a one-time fee, assessed per enclosure, per location with a one-hundred (100) square foot minimum enclosure. It recovers costs associated with providing an optional equipment arrangement enclosure, which include architectural and engineering fees, materials, and installation costs. The cost for additional square feet is applicable only when ordered with the first 100 square feet and must be requested in fifty (50) square foot increments. Xspedius may, at its option, arrange with a BellSouth certified contractor to construct the space enclosure in accordance with BellSouth's guidelines and specifications. In this event, the contractor shall directly bill Xspedius for the space enclosure, and this fee shall not be applicable.

(4) **Co-Carrier Cross-Connect.** As stated in Section 5 of the Collocation Attachment, Xspedius may connect to other CLECs within the designated Central Office in addition to, and not in lieu of, interconnection to BellSouth services and facilities. Where BellSouth must construct a cable rack structure to house the co-Carrier cross-connection, construction charges will be applied on an individual case basis. BellSouth shall provide an estimate of these charges in the Application Response. Where an existing cable rack structure is in place and has sufficient capacity to accommodate the co-Carrier cross-connection requested, the recurring charges as stated in this Exhibit A shall apply.

(5) **Additional Engineering Fee:** BellSouth's additional engineering, and other labor costs associated with handling Xspedius - requested modifications to requests in progress or augmentations to existing arrangements shall be recovered as Additional Engineering charges, under provisions in BellSouth's F.C.C. Number 1 Tariff, Sections 13.1 and 13.2. Should Additional Engineering rates not be included, Xspedius agrees not to make changes to collocation arrangement after a Bona Fide Firm Order is submitted.

BELLSOUTH/ XSPEDIUS RATES – LOUISIANA PHYSICAL COLLOCATION

Rates marked with an asterisk (*) are interim and are subject to true-up

USOC	Rate Element Description	Unit	Recurring Rate (RC)	Non-Recurring Rate (NRC)
PE1BA	Application Fee	Per Location	NA	\$4,910.00
PE1CA	Subsequent Application Fee (Note 1)	Per Request	NA	\$1600.00 Minimum

PE1BB	Space Preparation Fee (Note 2)			
	Mechanical / HVAC*	Per ton (one ton minimum)		\$2,100.00
	Ground Bar*	Per arrangement		\$720.00
	Project Management*	Per arrangement		\$1,675.00
	Cable Racking / Fiber Duct	Per arrangement, square foot		ICB
	Frame / Aisle Lighting	Per arrangement, square foot		ICB
	Framework Ground Conductors	Per arrangement		ICB
	Extraordinary Modifications			ICB
PE1BW PE1C W	Space Enclosure (Note 3) <i>Requested Prior to 6/1/99</i> Welded Wire-mesh Welded Wire-mesh	Per first 100 sq. ft. Per add'l 50 sq. ft.	\$197.55 \$20.07	NA NA
PE1PJ	Floor Space	Per square foot	\$4.01	NA
PE1BD	Cable Installation	Per Cable	NA	\$1,706.00 Disconnect charge \$36.00
PE1PM	Cable Support Structure	Per entrance cable	\$24.05	NA
PE1PL PE1FB PE1FD PE1FE PE1FG	Power -48V DC Power 120V AC Power single phase* 240V AC Power single phase* 120V AC Power three phase* 270V AC Power three phase*	Per amp Per breaker amp Per breaker amp Per breaker amp Per breaker amp	\$7.15 \$5.50 \$11.00 \$16.50 \$38.20	ICB ICB ICB ICB ICB
USOC	Rate Element Description	Unit	Recurring Rate (RC)	Non-Recurring Rate (NRC)
PE1P2 PE1P4 PE1P1 PE1P3 PE1F2 PE1F4	Cross Connects 2-wire 4-wire DS-1 DS-3 2-fiber 4-fiber	Per Cross Connect	\$0.0318 \$0.0636 \$1.04 \$13.21 \$2.62 \$4.65	First / Additional \$11.94/\$11.46 \$12.04/\$11.53 \$21.39/\$15.47 \$20.28/\$14.76 \$20.28/\$14.76 \$24.81/\$19.29

PE1ES	Co-Carrier Cross Connect (Note 4) Fiber Arrangement Cable Support Structure	Per linear foot (existing)	\$0.06	NA
PE1DS	Copper or Coaxial Arrangement	Per linear foot (existing)	\$0.03	NA
(TBD)	Cable Support Structure Construction	Per new construction	NA	ICB
PE1AX	Security Access System Security system*	Per Central office	\$52.00	
PE1A1	New Access Card Activation	Per Card		\$55.00
PE1AA	Administrative change, existing card	Per Card		\$35.00
PE1AR	Replace lost or stolen card	Per Card		\$250.00
PE1SR	Space Availability Report*	Per Central Office Requested		\$550.00
PE1PE	POT Bat Arrangements <i>Prior to 6/1/99</i> 2 Wire Cross Connect	Per Cross Connect	\$0.079	NA
PE1PF	4 Wire Cross Connect		\$0.158	NA
PE1PG	DS1 Cross Connect		\$1.12	NA
PE1PH	DS3 Cross Connect		\$9.95	NA
PE1B2	2 Fiber Cross Connect		\$33.96	NA
PE1B4	4 Fiber Cross Connect		\$45.80	NA
PE1BT	Security Escort Basic Time	Per ½	NA	\$32.35/\$19.95
PE1OT	Overtime	Hour/Additional	NA	\$40.50/\$25.00
PE1PT	Premium Time	Half-hour	NA	\$48.66/\$30.05
AEH	Additional Engineering Fee (Note 5)	Per request, First half hour/Add'l Half hour		First / Additional Basic Time – \$31.00 / \$22.00 Overtime – \$37.00 / \$26.00

Note(s):

N/A refers to rate elements which do not have a negotiated rate.

(1) **Subsequent Application Fee:** BellSouth requires the submission of an Application Fee for modifications to an existing arrangement. However, when the modifications do not require BellSouth to expend capital, BellSouth will assess the Subsequent Application Fee in lieu of the Application Fee. Proposed modifications that could result in assessment of a Subsequent Application Fee would cause BellSouth to analyze the following but are not limited to: floor loading changes, changes to HVAC requirements, power requirement changes which may result in a power plant upgrade, environmental or safety requirements, or equipment relocation. Should the Subsequent Application Fee not be included as part of this Attachment, Xspedius will be assessed the full Application Fee for all subsequent activity for completed arrangements.

(2) **Space Preparation Fee:** The Space Preparation Fee is a one-time fee, assessed per arrangement,

per location. It recovers the costs associated with the shared physical collocation area within a Central Office, which include survey, engineering, design and modification costs for network, building and support systems. In the event Xspedius opts for non-enclosed space, the space preparation fee will be assessed based on the total floor space dedicated to Xspedius as prescribed in Section 7 of the Collocation Attachment.

(3) **Space Enclosure Fee:** For cages requested prior to June 1, 1999, the Space Enclosure Construction Fee is a monthly recurring fee, assessed per enclosure, per location with a one-hundred (100) square foot minimum enclosure. It recovers costs associated with providing an optional equipment arrangement enclosure, which include architectural and engineering fees, materials, and installation costs. The cost for additional square feet is applicable only when ordered with the first 100 square feet and must be requested in fifty (50) square foot increments. Xspedius may, at its option, arrange with a BellSouth certified contractor to construct the space enclosure in accordance with BellSouth's guidelines and specifications. In this event, the contractor shall directly bill Xspedius for the space enclosure, and this fee shall not be applicable.

(4) **Co-Carrier Cross-Connect.** As stated in Section 5 of the Collocation Attachment, Xspedius may connect to other CLECs within the designated Central Office in addition to, and not in lieu of, interconnection to BellSouth services and facilities. Where BellSouth must construct a cable rack structure to house the co-Carrier cross-connection, construction charges will be applied on an individual case basis. BellSouth shall provide an estimate of these charges in the Application Response. Where an existing cable rack structure is in place and has sufficient capacity to accommodate the co-Carrier cross-connection requested, the recurring charges as stated in this Exhibit A shall apply.

(5) **Additional Engineering Fee.** BellSouth's additional engineering, and other labor costs associated with handling Xspedius -requested modifications to requests in progress or augmentations to existing arrangements shall be recovered as Additional Engineering charges, under provisions in BellSouth's F.C.C. Number 1 Tariff, Sections 13.1 and 13.2. Should Additional Engineering rates not be included, Xspedius agrees not to make changes to collocation arrangement after a Bona Fide Firm Order is submitted.

BELLSOUTH/ XSPEDIUS RATES – MISSISSIPPI PHYSICAL COLLOCATION

Rates marked with an asterisk (*) are interim and are subject to true-up

USOC	Rate Element Description	Unit	Recurring Rate (RC)	Non-Recurring Rate (NRC)
PE1BA	Application Fee	Per Location	NA	\$6,993.00 Disconnect charge \$1.70
PE1CA	Subsequent Application Fee (Note 1)	Per Request	NA	\$1600.00 Minimum
USOC	Rate Element Description	Unit	Recurring Rate (RC)	Non-Recurring Rate (NRC)

PE1BB	Space Preparation Fee (Note 2)			
	Mechanical / HVAC*	Per ton (one ton minimum)		\$2,100.00
	Ground Bar*	Per arrangement		\$720.00
	Project Management*	Per arrangement		\$1,675.00
	Cable Racking / Fiber Duct	Per arrangement, square foot		ICB
	Frame / Aisle Lighting	Per arrangement, square foot		ICB
	Framework Ground Conductors	Per arrangement		ICB
	Extraordinary Modifications			ICB
	Space Enclosure (Note 3) <i>Requested Prior to 6/1/99</i>			
PE1BW	Welded Wire-mesh	Per first 100 sq. ft.	\$205.08	NA
PE1C	Welded Wire-mesh	Per add'l 50 sq. ft.	\$20.83	NA
PE1PJ	Floor Space	Per square foot	\$3.45	NA Disconnect charge \$53.24
PE1BD	Cable Installation	Per Cable	NA	\$2,419.00
PE1PM	Cable Support Structure	Per entrance cable	\$22.90	NA
	Power			
PE1PL	-48V DC Power	Per amp	\$6.93	ICB
PE1FB	120V AC Power single phase*	Per breaker amp	\$5.50	ICB
PE1FD	240V AC Power single phase*	Per breaker amp	\$11.00	ICB
PE1FE	120V AC Power three phase*	Per breaker amp	\$16.50	ICB
PE1FG	270V AC Power three phase*	Per breaker amp	\$38.20	ICB

USOC	Rate Element Description	Unit	Recurring Rate (RC)	Non-Recurring Rate (NRC)
PE1P2	Cross Connects 2-wire	Per Cross Connect	\$0.0288	First / Additional \$12.37/\$11.87
PE1P4	4-wire		\$0.0576	\$12.47/\$11.94
PE1P1	DS-1		\$1.14	\$22.16/\$16.02
PE1P3	DS-3		\$14.49	\$21.01/\$15.29
PE1F2	2-fiber		\$2.87	\$21.01/\$15.29
PE1F4	4-fiber		\$5.10	\$25.70/\$19.97
	2-wire			Disconnect First/Additional \$6.04/\$5.45
	4-wire		\$6.59/\$5.91	
	DS-1		\$6.60/\$5.97	
	DS-3		\$7.61/\$6.10	
	2-fiber		\$7.61/\$6.10	
	4-fiber		\$10.01/\$8.50	
PE1ES	Co-Carrier Cross Connect (Note 4) Fiber Arrangement Cable Support Structure	Per linear foot (existing)	\$0.06	NA
PE1DS	Copper or Coaxial Arrangement	Per linear foot (existing)	\$0.03	NA
(TBD)	Cable Support Structure Construction	Per new construction	NA	ICB
PE1AX	Security Access System Security system*	Per Central office	\$52.00	
PE1A1	New Access Card Activation	Per Card		\$55.00
PE1AA	Administrative change, existing card	Per Card		\$35.00
PE1AR	Replace lost or stolen card	Per Card		\$250.00
PE1SR	Space Availability Report*	Per Central Office Requested		\$550.00
	POT Bay Arrangements <i>Prior to 6/1/99</i>	Per Cross Connect		
PE1PE	2 Wire Cross Connect		\$0.0867	NA
PE1PF	4 Wire Cross Connect		\$0.1734	NA
PE1PG	DS1 Cross Connect		\$1.22	NA
PE1PH	DS3 Cross Connect		\$10.91	NA
PE1B2	2 Fiber Cross Connect		\$37.26	NA
PE1B4	4 Fiber Cross Connect		\$50.24	NA

USOC	Rate Element Description	Unit	Recurring Rate (RC)	Non-Recurring Rate (NRC)
AEH	Additional Engineering Fee (Note 5)	Per request, First half hour/Add'l Half hour		First / Additional Basic Time – \$31.00 / \$22.00 Overtime – \$37.00 / \$26.00
PE1BT	Security Escort Basic Time	Per ½	NA	\$42.87/\$25.54
PE1OT	Overtime	Hour/Additional	NA	\$54.43/\$32.41
PE1PT	Premium Time	Half-hour	NA	\$65.99/\$39.28

Note(s):

N/A refers to rate elements which do not have a negotiated rate.

(1) **Subsequent Application Fee:** BellSouth requires the submission of an Application Fee for modifications to an existing arrangement. However, when the modifications do not require BellSouth to expend capital, BellSouth will assess the Subsequent Application Fee in lieu of the Application Fee. Proposed modifications that could result in assessment of a Subsequent Application Fee would cause BellSouth to analyze the following but are not limited to: floor loading changes, changes to HVAC requirements, power requirement changes which may result in a power plant upgrade, environmental or safety requirements, or equipment relocation. Should the Subsequent Application Fee not be included as part of this Attachment, Xspedius will be assessed the full Application Fee for all subsequent activity for completed arrangements.

(2) **Space Preparation Fee:** The Space Preparation Fee is a one-time fee, assessed per arrangement, per location. It recovers the costs associated with the shared physical collocation area within a Central Office, which include survey, engineering, design and modification costs for network, building and support systems. In the event Xspedius opts for non-enclosed space, the space preparation fee will be assessed based on the total floor space dedicated to Xspedius as prescribed in Section 7 of the Collocation Attachment.

(3) **Space Enclosure Fee:** For cages requested prior to June 1, 1999, the Space Enclosure Construction Fee is a monthly recurring fee, assessed per enclosure, per location with a one-hundred (100) square foot minimum enclosure. It recovers costs associated with providing an optional equipment arrangement enclosure, which include architectural and engineering fees, materials, and installation costs. The cost for additional square feet is applicable only when ordered with the first 100 square feet and must be requested in fifty (50) square foot increments. Xspedius may, at its option, arrange with a BellSouth certified contractor to construct the space enclosure in accordance with BellSouth's guidelines and specifications. In this event, the contractor shall directly bill Xspedius for the space enclosure, and this fee shall not be applicable.

(4) **Co-Carrier Cross-Connect.** As stated in Section 5 of the Collocation Attachment, Xspedius may connect to other CLECs within the designated Central Office in addition to, and not in lieu of, interconnection to BellSouth services and facilities. Where BellSouth must construct a cable rack structure to house the co-Carrier cross-connection, construction charges will be applied on an individual case basis. BellSouth shall provide an estimate of these charges in the Application Response. Where an existing cable rack structure is in place and has sufficient capacity to accommodate the co-Carrier cross-connection requested, the recurring charges as stated in this Exhibit A shall apply.

(5) **Additional Engineering Fee:** BellSouth's additional engineering, and other labor costs associated with handling Xspedius -requested modifications to requests in progress or augmentations for existing arrangements shall be recovered as Additional Engineering charges, under provisions in BellSouth's F.C.C. Number 1 Tariff, Sections 13.1 and 13.2. Should Additional Engineering rates not be included, Xspedius agrees not to make changes to collocation arrangement after a Bona Fide Firm Order is submitted.

**BELLSOUTH/ XSPEDIUS RATES – NORTH CAROLINA
PHYSICAL COLLOCATION**

Rates marked with an asterisk (*) are interim and are subject to true-up

USOC	Rate Element Description	Unit	Recurring Rate (RC)	Non-Recurring Rate (NRC)
PE1BA	Application Fee	Per Location	NA	\$3,850.00
PE1CA	Subsequent Application Fee (Note 1)	Per Request	NA	\$1600.00 Minimum
PE1SK	Space Preparation Fee Central Office Modification	Per sq. ft.	\$1.57	
PE1SL	Common Systems Modification - Cageless	Per sq. ft.	\$3.26	
PE1SM	Common Systems Modification - Caged	Per cage	\$110.79	
PE1FH	Power	Per nominal –48V	\$5.76	
PE1BW	Space Enclosure (Note 2) <i>Requested Prior to 6/1/99</i> Welded Wire-mesh	Per first 100 sq. ft.	\$102.76	NA
PE1C	Welded Wire-mesh	Per add'l 50 sq. ft.	\$10.44	NA
PE1PJ	Floor Space	Per square foot	\$3.45	NA
PE1BD	Cable Installation	Per Cable	NA	\$2,305.00
PE1PM	Cable Support Structure	Per entrance cable	\$21.33	NA
PE1PL	Power -48V DC Power	Per amp	\$6.65	ICB
PE1FB	120V AC Power single phase*	Per breaker amp	\$5.50	ICB
PE1FD	240V AC Power single phase*	Per breaker amp	\$11.00	ICB
PE1FE	120V AC Power three phase*	Per breaker amp	\$16.50	ICB
PE1FG	270V AC Power three phase*	Per breaker amp	\$38.20	ICB
PE1P2	Cross Connects 2-wire	Per Cross Connect	\$0.32	First / Additional \$41.78/\$39.23
PE1P4	4-wire		\$0.64	\$41.91/\$39.25
PE1P1	DS-1		\$2.34	\$71.02/\$51.08
PE1P3	DS-3		\$42.84	\$69.84/\$49.43
PE1F2	2-fiber		\$2.94	\$51.97/\$38.59
PE1F4	4-fiber		\$5.62	\$64.53/\$51.15

USOC	Rate Element Description	Unit	Recurring Rate (RC)	Non-Recurring Rate (NRC)
PE1ES Fiber	Co-Carrier Cross Connect (Note 3) Fiber Cable Support Structure, existing	Per linear ft.	\$0.06	NA
PE1DS Copper	Copper or Coaxial Cable Support Structure, existing	Per linear ft.	\$0.03	NA
(TBD)	Cable Support Structure Construction, new	Per new construction	NA	ICB
PE1AX	Security Access System Security System*	Per Central office	\$52.00	
PE1A1	New Access Card Activation*	Per Card		\$55.00
PE1AA	Administrative change, existing card	Per Card		\$35.00
PE1AR	Replace lost or stolen card	Per Card		\$250.00
PE1SR	Space Availability Report*	Per Central Office Requested		\$550.00
PE1PE	POT Bay Arrangements <i>Prior to 6/1/99</i> 2 Wire Cross Connect	Per Cross Connect	\$0.10	NA
PE1PF	4 Wire Cross Connect		\$0.19	NA
PE1PG	DS1 Cross Connect		\$0.79	NA
PE1PH	DS3 Cross Connect		\$4.85	NA
PE1B2	2 Fiber Cross Connect		\$45.30	NA
PE1B4	4 Fiber Cross Connect		\$61.09	NA
PE1BT	Security Escort Basic Time	Per ½	NA	\$42.92/\$25.56
PE1OT	Overtime	Hour/Additional	NA	\$54.51/\$32.44
PE1PT	Premium Time	Half-hour	NA	\$66.10/\$39.32
AEH	Additional Engineering Fee (Note 5)	Per request, First half hour/Add'l Half hour		First / Additional Basic Time – \$31.00 / \$22.00 Overtime – \$37.00 / \$26.00

Note(s):

N/A refers to rate elements which do not have a negotiated rate.

(1) **Subsequent Application Fee:** BellSouth requires the submission of an Application Fee for modifications to an existing arrangement. However, when the modifications do not require BellSouth to expend capital, BellSouth will assess the Subsequent Application Fee in lieu of the Application Fee. Proposed modifications that could result in assessment of a Subsequent Application Fee would cause BellSouth to analyze the following but are not

limited to: floor loading changes, changes to HVAC requirements, power requirement changes which may result in a power plant upgrade, environmental or safety requirements, or equipment relocation. Should the Subsequent Application Fee not be included as part of this Attachment, Xspedius will be assessed the full Application Fee for all subsequent activity for completed arrangements.

(2) **Space Enclosure Fee:** The Space Enclosure Construction Fee is a monthly recurring fee, assessed per enclosure, per location with a one-hundred (100) square foot minimum enclosure. It recovers costs associated with providing an optional equipment arrangement enclosure, which include architectural and engineering fees, materials, and installation costs. The cost for additional square feet is applicable only when ordered with the first 100 square feet and must be requested in fifty (50) square foot increments. Xspedius may, at its option, arrange with a BellSouth Certified Contractor to construct the space enclosure in accordance with BellSouth’s guidelines and specifications. In this event, the BellSouth Certified Contractor shall directly bill Xspedius for the space enclosure, and this fee shall not be applicable.

(3) **Co-Carrier Cross-Connect.** As stated in Section 5 of the Collocation Attachment, Xspedius may connect to other CLECs within the designated Premises in addition to, and not in lieu of, interconnection to BellSouth services and facilities. Where BellSouth must construct a cable rack structure to house the co-Carrier cross-connection, construction charges will be applied on an individual case basis as described in Section 5.6.1 of the Collocation Attachment. BellSouth shall provide an estimate of these charges in the Application Response. Where an existing cable rack structure is in place and has sufficient capacity to accommodate the co-Carrier cross-connection requested, the recurring charges as stated in this Exhibit A shall apply.

BELLSOUTH/ XSPEDIUS RATES – SOUTH CAROLINA PHYSICAL COLLOCATION

Rates marked with an asterisk (*) are interim and are subject to true-up

USOC	Rate Element Description	Unit	Recurring Rate (RC)	Non-Recurring Rate (NRC)
PE1BA	Application Fee	Per Location	NA	\$4,850.00
PE1CA	Subsequent Application Fee (Note 1)	Per Request	NA	\$1600.00 Minimum

USOC	Rate Element Description	Unit	Recurring Rate (RC)	Non-Recurring Rate (NRC)
PE1BB	Space Preparation Fee (Note 2)			
	Mechanical / HVAC*	Per ton (one ton minimum)		\$2,100.00
	Ground Bar*	Per arrangement		\$720.00
	Project Management*	Per arrangement		\$1,675.00
	Cable Racking / Fiber Duct	Per arrangement, square foot		ICB
	Frame / Aisle Lighting	Per arrangement, square foot		ICB
	Framework Ground Conductors	Per arrangement		ICB
	Extraordinary Modifications			ICB
PE1BW	Space Enclosure (Note 3) <i>Requested Prior to 6/1/99</i> Welded Wire-mesh	Per first 100 sq. ft.	\$224.60	NA
PE1PJ	Floor Space	Per square foot	\$3.90	NA
PE1BD	Cable Installation	Per Cable	NA	\$2,217.00
PE1PM	Cable Support Structure	Per entrance cable	\$24.55	NA
PE1PL	Power -48V DC Power	Per amp	\$7.09	ICB
PE1FB	120V AC Power single phase*	Per breaker amp	\$5.50	ICB
PE1FD	240V AC Power single phase*	Per breaker amp	\$11.00	ICB
PE1FE	120V AC Power three phase*	Per breaker amp	\$16.50	ICB
PE1FG	270V AC Power three phase*	Per breaker amp	\$38.20	ICB

USOC	Rate Element Description	Unit	Recurring Rate (RC)	Non-Recurring Rate (NRC)
	Cross Connects	Per Cross Connect		First / Additional
PE1P2	2-wire		\$0.0341	\$12.32/\$11.83
PE1P4	4-wire		\$0.0682	\$12.42/\$11.90
PE1P1	DS-1		\$1.12	\$22.08/\$15.96
PE1P3	DS-3		\$14.21	\$20.94/\$15.23
PE1F2	2-fiber		\$2.82	\$20.94/\$15.23
PE1F4	4-fiber		\$5.01	\$25.61/\$19.90
				Disconnect
				First/Additional
	2-wire			\$6.04/\$5.45
	4-wire			\$6.40/\$5.74
	DS-1			\$6.42/\$5.80
	DS-3			\$7.39/\$5.93
	2-fiber			\$7.40/\$5.93
	4-fiber			\$9.73/\$8.26
	Co-Carrier Cross Connect (Note 4)			
PE1ES Fiber	Fiber Arrangement Cable Support Structure	Per linear foot (existing)	\$0.06	NA
PE1DS Copper	Copper or Coaxial Arrangement	Per linear foot (existing)	\$0.03	NA
(TBD)	Cable Support Structure Construction, new	Per new construction	NA	ICB
	Security Access System			
PE1AX	Security system*	Per Central office	\$52.00	
PE1A1	New Access Card Activation	Per Card		\$55.00
PE1AA	Administrative change, existing card	Per Card		\$35.00
PE1AR	Replace lost or stolen card	Per Card		\$250.00
PE1SR	Space Availability Report*	Per Central Office Requested		\$550.00
	POT Bay Arrangements <i>Prior to 6/1/99</i>	Per Cross Connect		
PE1PE	2 Wire Cross Connect		\$0.085	NA
PE1PF	4 Wire Cross Connect		\$0.1701	NA
PE1PG	DS1 Cross Connect		\$1.20	NA
PE1PH	DS3 Cross Connect		\$10.71	NA
PE1B2	2 Fiber Cross Connect		\$36.55	NA

USOC	Rate Element Description	Unit	Recurring Rate (RC)	Non-Recurring Rate (NRC)
PE1BT	Security Escort Basic Time	Per ½	NA	\$43.00/\$25.57
PE1OT	Overtime	Hour/Additional	NA	\$54.62/\$32.46
PE1PT	Premium Time	Half-hour	NA	\$66.24/\$39.35
AEH	Additional Engineering Fee (Note 5)	Per request, First half hour/Add'l Half hour		First / Additional Basic Time – \$31.00 / \$22.00 Overtime – \$37.00 / \$26.00

Note(s):

N/A refers to rate elements which do not have a negotiated rate.

(1) **Subsequent Application Fee:** BellSouth requires the submission of an Application Fee for modifications to an existing arrangement. However, when the modifications do not require BellSouth to expend capital, BellSouth will assess the Subsequent Application Fee in lieu of the Application Fee. Proposed modifications that could result in assessment of a Subsequent Application Fee would cause BellSouth to analyze the following but are not limited to: floor loading changes, changes to HVAC requirements, power requirement changes which may result in a power plant upgrade, environmental or safety requirements, or equipment relocation. Should the Subsequent Application Fee not be included as part of this Attachment, Xspedius will be assessed the full Application Fee for all subsequent activity for completed arrangements.

(2) **Space Preparation Fee:** The Space Preparation Fee is a one-time fee, assessed per arrangement, per location. It recovers the costs associated with the shared physical collocation area within a Central Office, which include survey, engineering, design and modification costs for network, building and support systems. In the event Xspedius opts for non-enclosed space, the space preparation fee will be assessed based on the total floor space dedicated to Xspedius as prescribed in Section 7 of the Collocation Attachment.

(3) **Space Enclosure Fee:** For cages requested prior to June 1, 1999, the Space Enclosure Construction Fee is a monthly recurring fee, assessed per enclosure, per location with a one-hundred (100) square foot minimum enclosure. It recovers costs associated with providing an optional equipment arrangement enclosure, which include architectural and engineering fees, materials, and installation costs. The cost for additional square feet is applicable only when ordered with the first 100 square feet and must be requested in fifty (50) square foot increments. Xspedius may, at its option, arrange with a BellSouth certified contractor to construct the space enclosure in accordance with BellSouth's guidelines and specifications. In this event, the contractor shall directly bill Xspedius for the space enclosure, and this fee shall not be applicable.

(4) **Co-Carrier Cross-Connect.** As stated in Section 5 of the Collocation Attachment, Xspedius may connect to other CLECs within the designated Central Office in addition to, and not in lieu of, interconnection to BellSouth services and facilities. Where BellSouth must construct a cable rack structure to house the co-Carrier cross-connection, construction charges will be applied on an individual case basis. BellSouth shall provide an estimate of these charges in the Application Response. Where an existing cable rack structure is in place and has sufficient capacity to accommodate the co-Carrier cross-connection requested, the recurring charges as stated in this Exhibit A shall apply.

(5) **Additional Engineering Fee:** BellSouth's additional engineering, and other labor costs associated with handling Xspedius - requested modifications to requests in progress or augmentations to existing arrangements shall be recovered as Additional Engineering charges, under provisions in BellSouth's F.C.C. Number 1 Tariff, Sections 13.1 and 13.2. Should Additional Engineering rates not be included, Xspedius agrees not to make changes to collocation arrangement after a Bona Fide Firm Order is submitted.

**BELLSOUTH/ XSPEDIUS RATES – TENNESSEE
PHYSICAL COLLOCATION**

USOC	Rate Element Description	Unit	Recurring Rate (RC)	Non-Recurring Rate (NRC)
PE1BA	Application Fee	Per Location	NA	\$3,850.00
PE1CA	Subsequent Application Fee (Note 1)	Per Request	NA	\$1600.00 Minimum
PE1BB	Space Preparation Fee (Note 2)			
	Mechanical / HVAC	Per ton (one ton minimum)		\$2,100.00
	Ground Bar	Per arrangement		\$720.00
	Project Management	Per arrangement		\$1,675.00
	Cable Racking / Fiber Duct	Per arrangement, square foot		ICB
	Frame / Aisle Lighting	Per arrangement, square foot		ICB
	Framework Ground Conductors	Per arrangement		ICB
	Extraordinary Modifications			ICB
PE1BW PE1C W	Space Enclosure (Note 3) <i>Requested Prior to 6/1/99</i> Welded Wire-mesh Welded Wire-mesh	Per first 100 sq. ft. Per add'l 50 sq. ft.	\$190.79 \$19.38	NA NA
PE1PJ	Floor Space	Per square foot	\$7.50	NA
PE1BD	Cable Installation	Per Cable	NA	\$2,750.00
PE1PM	Cable Support Structure	Per entrance cable	\$13.35	NA
PE1PL PE1FB PE1FD PE1FE PE1FG	Power -48V DC Power 120V AC Power single phase* 240V AC Power single phase* 120V AC Power three phase* 270V AC Power three phase*	Per amp Per breaker amp Per breaker amp Per breaker amp Per breaker amp	\$5.00 \$5.50 \$11.00 \$16.50 \$38.20	ICB ICB ICB ICB ICB

USOC	Rate Element Description	Unit	Recurring Rate (RC)	Non-Recurring Rate (NRC)
	Cross Connects	Per Cross Connect		First / Additional
PE1P2	2-wire		\$0.033	\$33.82/\$31.92
PE1P4	4-wire		\$0.066	\$33.94/\$31.95
PE1P1	DS-1		\$1.51	\$53.27/\$40.16
PE1P3	DS-3		\$19.26	\$52.37/\$38.89
PE1F2	2-fiber		\$15.64	\$41.56/\$29.82
PE1F4	4-fiber		\$28.11	\$50.53/\$38.78
				Disconnect
				First/Additional
	2-fiber			\$12.96/\$10.34
	4-fiber			\$16.97/\$14.35
				OSS/First/Additional
	2-fiber			\$2.69/\$2.69
	4-fiber			\$2.69/\$2.69
				OSS Disconnect
				First/Additional
	2-fiber			\$1.56/\$1.56
PE1ES	Co-Carrier Cross Connect (Note 4) Fiber Cable Support Structure, existing	Per linear foot	\$0.06	NA
PE1DS	Copper or Coaxial Cable Support Structure, existing	Per linear foot	\$0.03	NA
(TBD)	Cable Support Structure Construction (new)	Per new construction	NA	ICB
PE1AX	Security Access System Security system*	Per Central office	\$52.00	
PE1A1	New Access Card Activation	Per Card		\$55.00
PE1AA	Administrative change, existing card	Per Card		\$35.00
PE1AR	Replace lost or stolen card	Per Card		\$250.00
PE1SR	Space Availability Report*	Per Central Office Requested		\$550.00

	POT Bay Arrangements <i>Prior to 6/1/99</i>	Per Cross Connect		
PE1PE	2 Wire Cross Connect		\$0.40	NA
PE1PF	4 Wire Cross Connect		\$1.20	NA
PE1PG	DS1 Cross Connect		\$1.20	NA
PE1PH	DS3 Cross Connect		\$8.00	NA
PE1B2	2 Fiber Cross Connect		\$38.79	NA
USOC	Rate Element Description	Unit	Recurring Rate (RC)	Non-Recurring Rate (NRC)
	Security Escort			
PE1BT	Basic Time	Per ½	NA	\$41.00/\$25.00
PE1OT	Overtime	Hour/Additional	NA	\$48.00/\$30.00
PE1PT	Premium Time	Half-hour	NA	\$55.00/\$35.00
AEH	Additional Engineering Fee (Note 5)	Per request, First half hour/Add'l Half hour		First / Additional Basic Time – \$31.00 / \$22.00 Overtime – \$37.00 / \$26.00

Note(s):

N/A refers to rate elements which do not have a negotiated rate.

(1) **Subsequent Application Fee:** BellSouth requires the submission of an Application Fee for modifications to an existing arrangement. However, when the modifications do not require BellSouth to expend capital, BellSouth will assess the Subsequent Application Fee in lieu of the Application Fee. Proposed modifications that could result in assessment of a Subsequent Application Fee would cause BellSouth to analyze the following but are not limited to: floor loading changes, changes to HVAC requirements, power requirement changes which may result in a power plant upgrade, environmental or safety requirements, or equipment relocation. Should the Subsequent Application Fee not be included as part of this Attachment, Xspedius will be assessed the full Application Fee for all subsequent activity for completed arrangements.

(2) **Space Preparation Fee:** The Space Preparation Fee is a one-time fee, assessed per arrangement, per location. It recovers the costs associated with the shared physical collocation area within a Central Office, which include survey, engineering, design and modification costs for network, building and support systems. In the event Xspedius opts for non-enclosed space, the space preparation fee will be assessed based on the total floor space dedicated to Xspedius as prescribed in Section 7 of the Collocation Attachment.

(3) **Space Enclosure Fee:** For cages requested prior to June 1, 1999, the Space Enclosure Construction Fee is a monthly recurring fee, assessed per enclosure, per location with a one-hundred (100) square foot minimum enclosure. It recovers costs associated with providing an optional equipment arrangement enclosure, which include architectural and engineering fees, materials, and installation costs. The cost for additional square feet is applicable only when ordered with the first 100 square feet and must be requested in fifty (50) square foot increments. Xspedius may, at its option, arrange with a BellSouth certified contractor to construct the space enclosure in accordance with BellSouth's guidelines and specifications. In this event, the contractor shall directly bill Xspedius for the space enclosure, and this fee shall not be applicable.

(4) **Co-Carrier Cross-Connect.** As stated in Section 5 of the Collocation Attachment, Xspedius may connect to other CLECs within the designated Central Office in addition to, and not in lieu of, interconnection to BellSouth services and facilities. Where BellSouth must construct a cable rack structure to house the co-Carrier cross-connection, construction charges will be applied on an individual case basis. BellSouth shall provide an estimate of these charges in the Application Response. Where an existing cable rack structure is in place and has sufficient capacity to accommodate the co-Carrier cross-connection requested, the recurring charges as stated in this Exhibit A shall apply.

(5) **Additional Engineering Fee:** BellSouth's additional engineering, and other labor costs associated

with handling Xspedius -requested modifications to requests in progress or augmentations for existing arrangements shall be recovered as Additional Engineering charges, under provisions in BellSouth's F.C.C. Number 1 Tariff, Sections 13.1 and 13.2. Should Additional Engineering rates not be included, Xspedius agrees not to make changes to collocation arrangement after a Bona Fide Firm Order is submitted.

8. All of the other provisions of the Agreement, dated January 1, 2000, shall remain in full force and effect.
9. This Amendment is made effective thirty (30) calendar days following the last signature of all Parties.
10. Either or both of the Parties is authorized to submit this Amendment to the respective state regulatory authorities for approval subject to Section 252(e) of the Federal Telecommunications Act of 1996.

IN WITNESS WHEREOF, the Parties hereto have caused this Amendment to be executed by their respective duly authorized representatives on the date indicated below.

BellSouth Telecommunications, Inc.

Xspedius Corporation

By: Signature on File

By: Signature on File

Name: Gregory R. Follensbee

Name: Clements LeJeune

Title: Senior Director

Title: Sr. Vice President of Network Operations

Date: 4/29/2002

Date: 4/25/2002

Unbundled Network Elements
ALABAMA

CATEGORY	NOTES	UNBUNDLED NETWORK ELEMENT	Filt	Interim	Zone	BCS	USOC	RATES						OSS RATES													
								Nonrecurring			Nonrecurring Disconnect			Submitted Elec	Submitted Manually per	Charge - Manual Svc Order vs.	Charge - Manual Svc Order vs.	Charge - Manual Svc	Charge - Manual Svc								
								Rec	First	Add'l	First	Add'l	Source	SOMEc	SOMAN	SOMAN	SOMAN	SOMAN	SOMAN								
PHYSICAL COLLOCATION																											
		Physical Collocation - 2-Wire Cross-Connects				UEANL,UEA,UD N,UDC,UAL,UH L,UCL,UEQ	PE1P2	0.031	33.68	31.79																	
		Physical Collocation - 4-Wire Cross-Connects				CLO	PE1P4	0.062	33.63	31.67																	
		Physical Collocation - DS1 Cross-Connects				CLO,UEANL,UE Q,WDS1L,WDS 1S	PE1P1	1.28	52.93	39.87																	
		Physical Collocation - DS3 Cross-Connects				CLO	PE1P3	16.27	51.99	38.59																	
		Physical Collocation - 2-Fiber Cross-Connect				CLO	PE1F2	3.23	52.00	38.60																	
		Physical Collocation - 4-Fiber Cross-Connect				CLO	PE1F4	5.73	64.54	51.14																	
		POT Bay Arrangements prior to 6/1/99 - 2-Wire Cross-Connect, per cross-connect				UEANL,UEA,UD N,UDC,UAL,UH L,UCL,UEQ,CL O	PE1PE	0.08																			
		POT Bay Arrangements prior to 6/1/99 - 4-Wire Cross-Connect, per cross-connect				UEANL,UEA,UD N,UDC,UAL,UH L,UCL,UEQ,CL O	PE1PF	0.17																			
		POT Bay Arrangements prior to 6/1/99 - DS1 Cross-Connect, per cross-connect				UEANL,UEA,UD N,UDC,UAL,UH L,UCL,UEQ,CL O,WDS1L,WDS 1S,	PE1PG	0.69																			
		POT Bay Arrangements prior to 6/1/99 - DS3 Cross-Connect, per cross-connect				UEANL,UEA,UD N,UDC,UAL,UH L,UCL,UEQ,CL O	PE1PH	4.74																			
		POT Bay Arrangements prior to 6/1/99 - 2-Fiber Cross-Connect, per cross-connect				UEANL,UEA,UD N,UDC,UAL,UH L,UCL,UEQ,CL O	PE1B2	32.02																			
		POT Bay Arrangements prior to 6/1/99 - 4-Fiber Cross-Connect, per cross-connect				UEANL,UEA,UD N,UDC,UAL,UH L,UCL,UEQ,CL O	PE1B4	40.48																			

Unbundled Network Elements
KENTUCKY

CATEGORY	NOTES	UNBUNDLED NETWORK ELEMENT	Filt	Interim	Zone	BCS	USOC	RATES				Source	SOME C	SOMAN	SOMAN	vc Order Submitted Elec	vc Order Submitted Manually per	ncrme Order Charge - Manual Svc Order vs.
								Nonrecurring		Nonrecurring								
								Disconnect		Disconnect								
								Rec	First	Add'l	First							
PHYSICAL COLLOCATION																		
		Physical Collocation - 2-Wire Cross-Connects				UEANL, UEA, U DN, UD C, UAL, UHL, U CL, UE Q	PE1P2	0.0333	24.68	23.68	12.14	10.95						
		Physical Collocation - 4-Wire Cross-Connects				CLO	PE1P4	0.0665	24.88	23.82	12.77	11.46						
		Physical Collocation - DS1 Cross-Connects				CLO, U EANL, U EQ, WD S1L, W DS1S	PE1P1	1.48	44.23	31.98	12.81	11.57						
		Physical Collocation - DS3 Cross-Connects				CLO	PE1P3	18.89	41.93	30.51	14.75	11.83						
		Physical Collocation - 2-Fiber Cross-Connect				CLO	PE1F2	3.75	41.93	30.51	14.76	11.84						
		Physical Collocation - 4-Fiber Cross-Connect				CLO	PE1F4	6.65	51.29	39.87	19.41	16.94						
		POT Bay Arrangements prior to 6/1/99 - 2-Wire Cross-Connect, per cross-connect				UEANL, UEA, U DN, UD C, UAL, UHL, U CL, UE Q, CLO	PE1PE	0.113										
		POT Bay Arrangements prior to 6/1/99 - 4-Wire Cross-Connect, per cross-connect				UEANL, UEA, U DN, UD C, UAL, UHL, U CL, UE Q, CLO	PE1PF	0.23										
		POT Bay Arrangements prior to 6/1/99 - DS1 Cross-Connect, per cross-connect				UEANL, UEA, U DN, UD C, UAL, UHL, U CL, UE Q, CLO, WDS1L, WDS1S	PE1PG	1.60										
		POT Bay Arrangements prior to 6/1/99 - DS3 Cross-Connect, per cross-connect				UEANL, UEA, U DN, UD C, UAL, UHL, U CL, UE Q, CLO	PE1PH	14.23										

Unbundled Network Elements
KENTUCKY

					UEANL, UEA,U DN,UD C,UAL, UHL,U CL,UE Q,CLO	PE1B2	48.57											
		POT Bay Arrangements prior to 6/1/99 - 2-Fiber Cross-Connect, per cross-connect																
					UEANL, UEA,U DN,UD C,UAL, UHL,U CL,UE Q,CLO	PE1B4	65.50											
		POT Bay Arrangements prior to 6/1/99 - 4-Fiber Cross-Connect, per cross-connect																

Unbundled Network Elements
LOUISIANA

CATEGORY	NOTES	UNBUNDLED NETWORK ELEMENT	Filt	Interim	Zone	BCS	USOC	RATES				OSS RATES							
								Nonrecurring		Nonrecurring		Source	SOMEC	SOMAN	SOMAN	SOMAN			
								Rec	First	Add'l	Disconnect								
PHYSICAL COLLOCATION																			
		Physical Collocation - 2-Wire Cross-Connects				UEANL, UEA,U DN,UD C,UAL, UHL,U CL,UE Q	PE1P2	0.0318	11.94	11.46									
		Physical Collocation - 4-Wire Cross-Connects				CLO	PE1P4	0.0636	12.04	11.53									
		Physical Collocation - DS1 Cross-Connects				CLO,U EANL,U EQ,WD S1L,W DS1S	PE1P1	1.04	21.39	15.47									
		Physical Collocation - DS3 Cross-Connects				CLO	PE1P3	13.21	20.28	14.76									
		Physical Collocation - 2-Fiber Cross-Connect				CLO	PE1F2	2.62	20.28	14.76									
		Physical Collocation - 4-Fiber Cross-Connect				CLO	PE1F4	4.65	24.81	19.29									
		POT Bay Arrangements prior to 6/1/99 - 2-Wire Cross-Connect, per cross-connect				UEANL, UEA,U DN,UD C,UAL, UHL,U CL,UE Q,CLO	PE1PE	0.079											
		POT Bay Arrangements prior to 6/1/99 - 4-Wire Cross-Connect, per cross-connect				UEANL, UEA,U DN,UD C,UAL, UHL,U CL,UE Q,CLO	PE1PF	0.158											
		POT Bay Arrangements prior to 6/1/99 - DS1 Cross-Connect, per cross-connect				UEANL, UEA,U DN,UD C,UAL, UHL,U CL,UE Q,CLO, WDS1L ,WDS1 S,	PE1PG	1.12											
		POT Bay Arrangements prior to 6/1/99 - DS3 Cross-Connect, per cross-connect				UEANL, UEA,U DN,UD C,UAL, UHL,U CL,UE Q,CLO	PE1PH	9.95											
		POT Bay Arrangements prior to 6/1/99 - 2-Fiber Cross-Connect, per cross-connect				UEANL, UEA,U DN,UD C,UAL, UHL,U CL,UE Q,CLO	PE1B2	33.96											

Unbundled Network Elements
LOUISIANA

					UEANL, UEA,U DN,UD C,UAL, UHL,U CL,UE Q,CLO	PE1B4	45.80										
POT Bay Arrangements prior to 6/1/99 - 4-Fiber Cross-Connect, per cross-connect																	

--	--

Unbundled Network Elements
MISSISSIPPI

CATEGORY	NOTES	UNBUNDLED NETWORK ELEMENT	Filt	Interim	Zone	BCS	USOC	RATES				OSS RATES				
								Nonrecurring		Nonrecurring		Submitted Elec	Submitted Manually per	Charge - Manual Svc Order vs.	Charge - Manual Svc Order vs.	
								Disconnect		Disconnect						
								Rec	First	Add'l	First	Add'l	Source	SOMEK	SOMAN	SOMAN
PHYSICAL COLLOCATION																
		Physical Collocation - 2-Wire Cross-Connects				UEANL, UEA,U DN,UD C,UAL, UHL,U CL,UE Q	PE1P2	0.0288	12.37	11.87	6.04	5.45				
		Physical Collocation - 4-Wire Cross-Connects				CLO	PE1P4	0.0576	12.47	11.94	6.59	5.91				
		Physical Collocation - DS1 Cross-Connects				CLO,U EANL,U EQ,WD S1L,W DS1S	PE1P1	1.14	22.16	16.02	6.60	5.97				
		Physical Collocation - DS3 Cross-Connects				CLO	PE1P3	14.49	21.01	15.29	7.61	6.10				
		Physical Collocation - 2-Fiber Cross-Connect				CLO	PE1F2	2.87	21.01	15.29	7.61	6.10				
		Physical Collocation - 4-Fiber Cross-Connect				CLO	PE1F4	5.10	25.70	19.97	10.01	8.50				
		POT Bay Arrangements prior to 6/1/99 - 2-Wire Cross-Connect, per cross-connect				UEANL, UEA,U DN,UD C,UAL, UHL,U CL,UE Q,CLO	PE1PE	0.0867								
		POT Bay Arrangements prior to 6/1/99 - 4-Wire Cross-Connect, per cross-connect				UEANL, UEA,U DN,UD C,UAL, UHL,U CL,UE Q,CLO	PE1PF	0.1734								
		POT Bay Arrangements prior to 6/1/99 - DS1 Cross-Connect, per cross-connect				UEANL, UEA,U DN,UD C,UAL, UHL,U CL,UE Q,CLO, WDS1L ,WDS1 S	PE1PG	1.22								
		POT Bay Arrangements prior to 6/1/99 - DS3 Cross-Connect, per cross-connect				UEANL, UEA,U DN,UD C,UAL, UHL,U CL,UE Q,CLO	PE1PH	10.91								

Unbundled Network Elements
MISSISSIPPI

					UEANL, UEA,U DN,UD C,UAL, UHL,U CL,UE Q,CLO	PE1B2	37.26											
		POT Bay Arrangements prior to 6/1/99 - 2-Fiber Cross-Connect, per cross-connect																
					UEANL, UEA,U DN,UD C,UAL, UHL,U CL,UE Q,CLO	PE1B4	50.24											
		POT Bay Arrangements prior to 6/1/99 - 4-Fiber Cross-Connect, per cross-connect																

**Unbundled Network Elements
MISSISSIPPI**

Unbundled Network Elements
NORTH CAROLINA

CATEGORY	NOTES	UNBUNDLED NETWORK ELEMENT	Filt	Interim	Zone	BCS	USOC	RATES					Submitted Elec per LSR	Submitted Manually per		
								Nonrecurring		Nonrecurring		Source			SOME C	SOMAN
								Rec	First	Add'l	Disconnect					
											First	Add'l				
PHYSICAL COLLOCATION																
		Physical Collocation - 2-Wire Cross-Connects		I		UEANL,UE A,UDN,UD C,UAL,UHL ,UCL,UEQ CLO	PE1P2	0.32	41.78	39.23						
		Physical Collocation - 4-Wire Cross-Connects		I		CLO,UEAN L,UEQ,WD S1L,WDS1 S	PE1P4	0.64	41.91	39.25						
		Physical Collocation - DS1 Cross-Connects		I		CLO	PE1P1	2.34	71.02	51.08						
		Physical Collocation - DS3 Cross-Connects		I		CLO	PE1P3	42.84	69.84	49.43						
		Physical Collocation - 2-Fiber Cross-Connect		I		CLO	PE1F2	2.94	51.97	38.59						
		Physical Collocation - 4-Fiber Cross-Connect		I		CLO	PE1F4	5.62	64.53	51.15						
		POT Bay Arrangements prior to 6/1/99 - 2-Wire Cross-Connect, per cross-connect				UEANL,UE A,UDN,UD C,UAL,UHL ,UCL,UEQ, CLO	PE1PE	0.10								
		POT Bay Arrangements prior to 6/1/99 - 4-Wire Cross-Connect, per cross-connect				UEANL,UE A,UDN,UD C,UAL,UHL ,UCL,UEQ, CLO	PE1PF	0.19								
		POT Bay Arrangements prior to 6/1/99 - DS1 Cross-Connect, per cross-connect				UEANL,UE A,UDN,UD C,UAL,UHL ,UCL,UEQ, CLO,WDS1 L,WDS1S,	PE1PG	0.79								
		POT Bay Arrangements prior to 6/1/99 - DS3 Cross-Connect, per cross-connect				UEANL,UE A,UDN,UD C,UAL,UHL ,UCL,UEQ, CLO	PE1PH	4.85								
		POT Bay Arrangements prior to 6/1/99 - 2-Fiber Cross-Connect, per cross-connect				UEANL,UE A,UDN,UD C,UAL,UHL ,UCL,UEQ, CLO	PE1B2	45.30								
		POT Bay Arrangements prior to 6/1/99 - 4-Fiber Cross-Connect, per cross-connect				UEANL,UE A,UDN,UD C,UAL,UHL ,UCL,UEQ, CLO	PE1B4	61.09								

Unbundled Network Elements
SOUTH CAROLINA

CATEGORY	NOTES	UNBUNDLED NETWORK ELEMENT	Filt	Interim	Zone	BCS	USOC	RATES					OSS R					
								Nonrecurring		Nonrecurring		Source	SOME C	SOMAN	SOMAN	Submitted Elec	Submitted Manually per	Charge - Manual Svc Order vs.
								Rec	First	Add'l	First							
								Disconnect		Disconnect								
PHYSICAL COLLOCATION																		
		Physical Collocation - 2-Wire Cross-Connects				UEANL, UEA, UD N, UDC, UAL, UH L, UCL, U EQ	PE1P2	0.0341	12.32	11.83	6.04	5.45						
		Physical Collocation - 4-Wire Cross-Connects				CLO	PE1P4	0.0682	12.42	11.90	6.40	5.74						
		Physical Collocation - DS1 Cross-Connects				CLO, UEANL, UE Q, WDS1 L, WDS1 S	PE1P1	1.12	22.08	15.96	6.42	5.80						
		Physical Collocation - DS3 Cross-Connects				CLO	PE1P3	14.21	20.94	15.23	7.39	5.93						
		Physical Collocation - 2-Fiber Cross-Connect				CLO	PE1F2	2.82	20.94	15.23	7.40	5.93						
		Physical Collocation - 4-Fiber Cross-Connect				CLO	PE1F4	5.01	25.61	19.90	9.73	8.26						
		POT Bay Arrangements prior to 6/1/99 - 2-Wire Cross-Connect, per cross-connect				UEANL, UEA, UD N, UDC, UAL, UH L, UCL, U EQ, CLO	PE1PE	0.0850										
		POT Bay Arrangements prior to 6/1/99 - 4-Wire Cross-Connect, per cross-connect				UEANL, UEA, UD N, UDC, UAL, UH L, UCL, U EQ, CLO	PE1PF	0.1701										
		POT Bay Arrangements prior to 6/1/99 - DS1 Cross-Connect, per cross-connect				UEANL, UEA, UD N, UDC, UAL, UH L, UCL, U EQ, CLO, WDS1L, WDS1S	PE1PG	1.20										
		POT Bay Arrangements prior to 6/1/99 - DS3 Cross-Connect, per cross-connect				UEANL, UEA, UD N, UDC, UAL, UH L, UCL, U EQ, CLO	PE1PH	10.71										
		POT Bay Arrangements prior to 6/1/99 - 2-Fiber Cross-Connect, per cross-connect				UEANL, UEA, UD N, UDC, UAL, UH L, UCL, U EQ, CLO	PE1B2	36.55										
		POT Bay Arrangements prior to 6/1/99 - 4-Fiber Cross-Connect, per cross-connect				UEANL, UEA, UD N, UDC, UAL, UH L, UCL, U EQ, CLO	PE1B4	49.29										

Unbundled Network Elements
TENNESSEE

CATEGORY	NOTES	UNBUNDLED NETWORK ELEMENT	Filt	Interim	Zone	BCS	USOC	RATES					Source	SOMEC	SOMAN
								Nonrecurring			Nonrecurring Disconnect				
								Rec	First	Add'l	First	Add'l			
PHYSICAL COLLOCATION															
		Physical Collocation - 2-Wire Cross-Connects				UEANL, UEA,UD N,UDC, UAL,UH L,UCL,U EQ	PE1P2	0.033	33.82	31.92					
		Physical Collocation - 4-Wire Cross-Connects				CLO	PE1P4	0.066	33.94	31.95					
		Physical Collocation - DS1 Cross-Connects				CLO,UE ANL,UE Q,WDS1 L,WDS1 S	PE1P1	1.51	53.27	40.16					
		Physical Collocation - DS3 Cross-Connects				CLO	PE1P3	19.26	52.37	38.89					
		Physical Collocation - 2-Fiber Cross-Connect				CLO	PE1F2	15.64	41.56	29.82	12.96	10.34			
		Physical Collocation - 4-Fiber Cross-Connect				CLO	PE1F4	28.11	50.53	38.78	16.97	14.35			
		POT Bay Arrangements prior to 6/1/99 - 2-Wire Cross-Connect, per cross-connect				UEANL, UEA,UD N,UDC, UAL,UH L,UCL,U EQ,CLO	PE1PE	0.40							
		POT Bay Arrangements prior to 6/1/99 - 4-Wire Cross-Connect, per cross-connect				UEANL, UEA,UD N,UDC, UAL,UH L,UCL,U EQ,CLO	PE1PF	1.20							
		POT Bay Arrangements prior to 6/1/99 - DS1 Cross-Connect, per cross-connect				UEANL, UEA,UD N,UDC, UAL,UH L,UCL,U EQ,CLO, WDS1L, WDS1S,	PE1PG	1.20							
		POT Bay Arrangements prior to 6/1/99 - DS3 Cross-Connect, per cross-connect				UEANL, UEA,UD N,UDC, UAL,UH L,UCL,U EQ,CLO	PE1PH	8.00							
		POT Bay Arrangements prior to 6/1/99 - 2-Fiber Cross-Connect, per cross-connect				UEANL, UEA,UD N,UDC, UAL,UH L,UCL,U EQ,CLO	PE1B2	38.79							

**Amendment to
Interconnection Agreement between
Xspedius Corp. and
BellSouth Telecommunications, Inc.
Dated 01/01/2000**

Pursuant to this Agreement (the "Agreement") Xspedius Corp. ("Xspedius"), a Louisiana corporation, and BellSouth Telecommunications, Inc. ("BellSouth") hereinafter referred to collectively as the "Parties" hereby agree to amend that certain Master Interconnection Agreement ("the Agreement") between BellSouth and Xspedius dated 01/01/2000. **The Effective Date of this Agreement shall be May 24, 2002.**

NOW THEREFORE, in consideration of the mutual provisions contained herein and other good and valuable consideration, the receipt and sufficiency of which are hereby acknowledged, Xspedius and BellSouth hereby covenant and agree as follows:

1. The Parties agree to delete attachment 2 and Attachment 2, Exhibit C in their entirety in the interconnection agreement dated 01/01/2000 for the states Louisiana, and Mississippi and replace them with Attachment 2 and Attachment 2, Exhibit B (version 4/12/02) hereto attached for the states Louisiana and Mississippi. The Parties agree to **delete Attachments 1, 3, 5, and 7** rates in their entirety in the interconnection agreement dated 01/01/2000 for the states Louisiana and Mississippi and replace them with **Attachments 1, 3, 5, and 7** rates for version (04/12/02) for the states Louisiana and Mississippi.
2. All other provisions of the Interconnection Agreement, dated 01/01/2000, shall remain in full force and effect.
3. Either or both of the Parties is authorized to submit this Amendment to the appropriate state Commissions for approval subject to section 252(e) of the Federal Telecommunications Act of 1996.
4. IN WITNESS WHEREOF, the Parties hereto have caused this Amendment to be executed by their respective duly authorized representatives on the date indicated below.

BellSouth Telecommunications, Inc.

Xspedius Corp.

By: _____

By: _____

Name: _____

Name: _____

Title : _____

Title : _____

Date: _____

Date: _____

RESALE DISCOUNTS AND RATES

					LOUISIANA	MISSISSIPPI			
APPLICABLE DISCOUNTS									
RESIDENCE					20.72%	15.75%			
BUSINESS					20.72%	15.75%			
CSAs*					9.05%				
* Unless noted in this row, the discount for Business will be the applicable discount rate for CSAs.									
OPERATIONAL SUPPORT SYSTEMS (OSS) RATES									
<u>ELEMENT</u>	<u>USOC</u>								
Electronic LSR	SOMEK				\$3.50	\$3.50			
Manual LSR	SOMAN				\$19.99	\$19.99			
OPERATOR SERVICES (OPERATOR CALL PROCESSING AND DIRECTORY ASSISTANCE)									
SELECTIVE CALL ROUTING USING LINE CLASS CODES (SCR-LCC)									
<u>ELEMENT</u>	<u>USOC</u>								
Nonrecurring Charge: Per Unique LCC, per Request, per Switch					\$82.25	\$227.99			
Nonrecurring Disconnect Charge: Per Unique LCC, per Request, per Switch					NA	NA			
CUSTOM BRANDING ANNOUNCEMENT (CBA)									
DIRECTORY ASSISTANCE (DA) CBA via OLNS SOFTWARE									
Recording of DA CBA					\$3,000.00	\$3,000.00			
Loading of DA CBA per DRAM Card/Switch per OCN					\$1,700.00	\$1,700.00			

RESALE DISCOUNTS AND RATES

					LOUISIANA	MISSISSIPPI			
CUSTOM BRANDING ANNOUNCEMENT (CBA) CONT'd									
DIRECTORY ASSISTANCE (DA) UNBRANDING via OLNS SOFTWARE									
Loading of DA per OCN (1 OCN per Order)					\$420.00	\$420.00			
Loading of DA per Switch, per OCN					\$16.00	\$16.00			
OPERATOR ASSISTANCE (OA) CBA via OLNS SOFTWARE									
<u>ELEMENT</u>									
Recording of OA CBA					\$7,000.00	\$7,000.00			
Loading of OA CBA per shelf/ NAV per OCN					\$500.00	\$500.00			
Loading of DA CBA per DRAM Card/Switch per OCN					\$1,170.00	\$1,170.00			
OPERATOR ASSISTANCE (OA) UNBRANDING via OLNS SOFTWARE									
Loading of OA per OCN - Regional					\$1,200.00	\$1,200.00			

Attachment 2

Network Elements and Other Services

TABLE OF CONTENTS

1 INTRODUCTION..... 3

2 UNBUNDLED LOOPS..... 4

3 HIGH FREQUENCY SPECTRUM NETWORK ELEMENT..... 25

4 LOCAL SWITCHING..... 35

5 UNBUNDLED NETWORK ELEMENT COMBINATIONS..... 41

6 TRANSPORT, CHANNELIZATION AND DARK FIBER..... 48

**7 BELLSOUTH SWITCHED ACCESS (“SWA”) 8XX TOLL FREE DIALING TEN DIGIT
SCREENING SERVICE..... 53**

8 LINE INFORMATION DATABASE (LIDB)..... 53

9 SIGNALING 56

10 OPERATOR SERVICES (OPERATOR CALL PROCESSING AND DIRECTORY ASSISTANCE) . 62

11 AUTOMATIC LOCATION IDENTIFICATION/DATA MANAGEMENT SYSTEM (ALI/DMS)..... 68

12 CALLING NAME (CNAM) DATABASE SERVICE..... 69

**13 SERVICE CREATION ENVIRONMENT AND SERVICE MANAGEMENT SYSTEM (SCE/SMS)
ADVANCED INTELLIGENT NETWORK (AIN) ACCESS 70**

14 BASIC 911 AND E911 71

15 OPERATIONAL SUPPORT SYSTEMS (OSS)..... 72

LIDB Storage Agreement Exhibit A

Rates Exhibit B

ACCESS TO NETWORK ELEMENTS AND OTHER SERVICES

1 Introduction

- 1.1 This Attachment sets forth rates, terms and conditions for Network Elements and combinations of Network Elements that BellSouth agrees to offer to Xspeduis in accordance with its obligations under Section 251(c)(3) of the Act. Additionally, this Attachment sets forth the rates, terms and conditions for other services BellSouth makes available to Xspeduis. The price for each Network Element and combination of Network Elements and other services are set forth in Exhibit B of this Agreement. Additionally, the provision of a particular Network Element or service may require Xspeduis to purchase other Network Elements or services.
- 1.2 For purposes of this Agreement, “Network Element” is defined to mean a facility or equipment Xspeduis used in the provision of a telecommunications service. For purposes of this Agreement, combinations of Network Elements shall be referred to as “Combinations.”
- 1.3 BellSouth shall, upon request of Xspeduis, and to the extent technically feasible, provide to Xspeduis access to its Network Elements for the provision of Xspeduis’s telecommunications services. If no rate is identified in this Agreement, the rate for the specific service or function will be as set forth in the applicable BellSouth tariff or as negotiated by the Parties upon request by either Party.
- 1.4 Xspeduis may purchase Network Elements and other services from BellSouth for the purpose of combining such network elements in any manner Xspeduis chooses to provide telecommunication services to its intended users, including recreating existing BellSouth services. With the exception of the sub-loop Network Elements which are located outside of the central office, BellSouth shall deliver the Network Elements purchased by Xspeduis to the demarcation point associated with Xspeduis’s collocation arrangement.
- 1.5 BellSouth shall comply with the requirements as set forth in the technical references within this Attachment 2.
- 1.6 Rates
- 1.6.1 The prices that Xspeduis shall pay to BellSouth for Network Elements and Other Services are set forth in Exhibit B to this Attachment. If Xspeduis purchases a service(s) from a tariff, all terms and conditions and rates as set forth in such tariff shall apply.
- 1.6.2 Rates, terms and conditions for order cancellation charges and Service Date Advancement Charges will apply in accordance with Attachment 6 and are incorporated herein by this reference.

- 1.6.3 If Xspeduis modifies an order (Order Modification Charge (OMC)) after being sent a Firm Order Confirmation (FOC) from BellSouth, any costs incurred by BellSouth to accommodate the modification will be paid by Xspeduis in accordance with FCC No. 1 Tariff, Section 5.
- 1.6.4 A one-month minimum billing period shall apply to all UNE conversions or new installations.
- 2 Unbundled Loops**
- 2.1 General
- 2.1.1 The local loop Network Element (“Loop”) is defined as a transmission facility between a distribution frame (or its equivalent) in BellSouth’s central office and the loop demarcation point at an end-user customer premises, including inside wire owned by BellSouth. The local loop Network Element includes all features, functions, and capabilities of the transmission facilities, including dark fiber and attached electronics (except those used for the provision of advanced services, such as Digital Subscriber Line Access Multiplexers) and line conditioning.
- 2.1.2 The provisioning of a Loop to Xspeduis’s collocation space will require cross-office cabling and cross-connections within the central office to connect the Loop to a local switch or to other transmission equipment. These cross-connects are separate components, that are not considered a part of the Loop, and thus, have a separate charge.
- 2.1.3 To the extent available within BellSouth’s network at a particular location, BellSouth will offer Loops capable of supporting telecommunications services. If a requested loop type is not available, and cannot be made available through BellSouth’s Unbundled Loop Modification process, then Xspeduis can use the Special Construction process to request that BellSouth place facilities in order to meet Xspeduis’s loop requirements. Standard Loop intervals shall not apply to the Special Construction process.
- 2.1.4 Where facilities are available, BellSouth will install Loops in compliance with BellSouth’s Products and Services Interval Guide available at the website at <http://www.interconnection.bellsouth.com>. For orders of 15 or more Loops, the installation and any applicable Order Coordination as described below will be handled on a project basis, and the intervals will be set by the BellSouth project manager for that order. When Loops require a Service Inquiry (SI) prior to issuing the order to determine if facilities are available, the interval for the SI process is separate from the installation interval.
- 2.1.5 The Loop shall be provided to Xspeduis in accordance with BellSouth’s TR73600 Unbundled Local Loop Technical Specification and applicable industry standard technical references.

- 2.1.6 Xspeduis may utilize the unbundled Loops to provide any telecommunications service it wishes, so long as such services are consistent with industry standards and BellSouth's TR73600.
- 2.1.7 BellSouth will only provision, maintain and repair the Loops to the standards that are consistent with the type of Loop ordered. In those cases where Xspeduis has requested that BellSouth modify a Loop so that it no longer meets the technical parameters of the original Loop type (e.g., voice grade, ISDN, ADSL, etc.) the resulting Loop will be maintained as an unbundled copper Loop (UCL), and Xspeduis shall pay the recurring and non-recurring charges for a UCL. For non-service specific loops (e.g. UCL, Loops modified by Xspeduis using the Unbundled Loop Modification (ULM) process), BellSouth will only support that the Loop has copper continuity and balanced tip-and-ring.
- 2.1.8 **Loop Testing/Trouble Reporting**
- 2.1.8.1 Xspeduis will be responsible for testing and isolating troubles on the Loops. Xspeduis must test and isolate trouble to the BellSouth portion of a designed/non-designed unbundled loop (e.g., UVL-SL2, UCL-D, UVL-SL1, UCL-ND, etc.) before reporting repair to the UNE Center. At the time of the trouble report, Xspeduis will be required to provide the results of the Xspeduis test which indicate a problem on the BellSouth provided loop.
- 2.1.8.2 Once Xspeduis has isolated a trouble to the BellSouth provided Loop, and had issued a trouble report to BellSouth on the Loop, BellSouth will take the actions necessary to repair the Loop if a trouble actually exists. BellSouth will repair these Loops in the same time frames that BellSouth repairs similarly situated Loops to its end users.
- 2.1.8.3 If Xspeduis reports a trouble on a non-designed loop (e.g., UVL-SL1, UCL-ND, etc.) and no trouble actually exists, BellSouth will charge Xspeduis for any dispatching and testing (both inside and outside the CO) required by BellSouth in order to confirm the loop's working status. If Xspeduis reports trouble on a designed loop and no trouble is found, BellSouth will charge Xspeduis for any dispatch and testing outside the central office.
- 2.1.9 **Order Coordination and Order Coordination-Time Specific**
- 2.1.9.1 "Order Coordination" (OC) allows BellSouth and Xspeduis to coordinate the installation of the SL2 Loops, Unbundled Digital Loops (UDL) and other Loops where OC may be purchased as an option, to Xspeduis's facilities to limit end user service outage. OC is available when the Loop is provisioned over an existing circuit that is currently providing service to the end user. OC for physical conversions will be scheduled at BellSouth's discretion during normal working hours on the committed due date. OC shall be provided in accordance with the chart set forth below.

2.1.9.2 “Order Coordination – Time Specific” (OC-TS) allows Xspeduis to order a specific time for OC to take place. BellSouth will make every effort to accommodate Xspeduis’s specific conversion time request. However, BellSouth reserves the right to negotiate with Xspeduis a conversion time based on load and appointment control when necessary. This OC-TS is a chargeable option for all Loops except Unbundled Copper Loops (UCL) and Universal Digital Channel (UDC), and is billed in addition to the OC charge. Xspeduis may specify a time between 9:00 a.m. and 4:00 p.m. (location time) Monday through Friday (excluding holidays). If Xspeduis specifies a time outside this window, or selects a time or quantity of Loops that requires BellSouth technicians to work outside normal work hours, overtime charges will apply in addition to the OC and OC-TS charges. Overtime charges will be applied based on the amount of overtime worked and in accordance with the rates established in the Access Services Tariff, Section E13.2, for each state. The OC-TS charges for an order due on the same day at the same location will be applied on a per Local Service Request (LSR) basis.

2.1.10 **CLEC to CLEC Conversions for Unbundled Loops**

2.1.10.1 The CLEC to CLEC conversion process for unbundled Loops may be used by Xspeduis when converting an existing unbundled Loop from another CLEC for the same end user. The Loop type being converted must be included in Xspeduis’s Interconnection Agreement before requesting a conversion.

2.1.10.2 To utilize the CLEC to CLEC conversion process, the Loop being converted must be the same Loop type with no requested changes to the Loop, must serve the same end user location from the same serving wire center, and must not require an outside dispatch to provision.

2.1.10.3 The Loops converted to Xspeduis pursuant to the CLEC to CLEC conversion process shall be provisioned in the same manner and with the same functionality and options as described in this Attachment for the specific Loop type.

	Order Coordination (OC)	Order Coordination – Time Specific (OC-TS)	Test Points	DLR	Charge for Dispatch and Testing if No Trouble Found
SL-1 (Non-Designed)	Chargeable Option	Chargeable Option	Not available	Chargeable Option – ordered as Engineering Information Document	Charged for Dispatch inside and outside Central Office
UCL-ND (Non-Designed)	Chargeable Option	Not Available	Not Available	Chargeable Option – ordered as Engineering Information Document	Charged for Dispatch inside and outside Central Office
Unbundled Voice Loops - SL-2 (including 2- and 4-wire UVL) (Designed)	Included	Chargeable Option	Included	Included	Charged for Dispatch outside Central Office
Unbundled Digital Loop (Designed)	Included	Chargeable Option (except on Universal Digital Channel)	Included (where appropriate)	Included	Charged for Dispatch outside Central Office
Unbundled Copper Loop (Designed)	Chargeable in accordance with Section 2	Not available	Included	Included	Charged for Dispatch outside Central Office
For UVL-SL1 and UCLs, Xspeduis must order and will be billed for both OC and OC-TS if requesting OC-TS.					

2.2 **Unbundled Voice Loops (UVLs)**

2.2.1 BellSouth shall make available the following UVLs:

2.2.1.1 2-wire Analog Voice Grade Loop – SL1 (Non-Designed)

2.2.1.2 2-wire Analog Voice Grade Loop – SL2 (Designed)

2.2.1.3 4-wire Analog Voice Grade Loop (Designed)

- 2.2.2 Unbundled Voice Loops (UVL) may be provisioned using any type of facility that will support voice grade services. This may include loaded copper, non-loaded copper, digital loop carrier systems, fiber or a combination of any of these facilities. BellSouth, in the normal course of maintaining, repairing, and configuring its network, may also change the facilities that are used to provide any given voice grade circuit. This change may occur at any time. In these situations, BellSouth will only ensure that the newly provided facility will support voice grade services. BellSouth will not guarantee that Xspeduis will be able to continue to provide any advanced services over the new facility. BellSouth will offer UVL in two different service levels - Service Level One (SL1) and Service Level Two (SL2).
- 2.2.3 Unbundled Voice Loop - SL1 (UVL-SL1) loops are 2-wire loop start circuits, will be non-designed, and will not have remote access test points. OC will be offered as a chargeable option on SLI loops when reuse of existing facilities has been requested by Xspeduis. Xspeduis may also order OC-TS when a specified conversion time is requested. OC-TS is a chargeable option for any coordinated order and is billed in addition to the OC charge. An Engineering Information (EI) document can be ordered as chargeable option. The EI document provides loop make up information which is similar to the information normally provided in a Design Layout Record. Upon issuance of a non-coordinated order in the service order system, SL1 loops will be activated on the due date in the same manner and time frames that BellSouth normally activates POTS-type loops for its end users.
- 2.2.4 For an additional charge BellSouth will make available Loop Testing so that Xspeduis may request further testing on UVL-SL1 loops. Loop Testing is available for new and reuse of BellSouth facilities. Rates for Loop Testing are as set forth in Exhibit B of this Attachment.
- 2.2.5 Unbundled Voice Loop – SL2 (UVL-SL2) loops may be 2-wire or 4-wire circuits, shall have remote access test points, and will be designed with a Design Layout Record provided to Xspeduis. SL2 circuits can be provisioned with loop start, ground start or reverse battery signaling. OC is provided as a standard feature on SL2 loops. The OC feature will allow Xspeduis to coordinate the installation of the loop with the disconnect of an existing customer's service and/or number portability service. In these cases, BellSouth will perform the order conversion with standard order coordination at its discretion during normal work hours.

2.3 **Unbundled Digital Loops**

- 2.3.1 BellSouth will offer Unbundled Digital Loops (UDL). UDLs are service specific, will be designed, will be provisioned with test points (where appropriate), and will come standard with OC and a Design Layout Record (DLR). The various UDLs are intended to support a specific digital transmission scheme or service.
- 2.3.2 BellSouth shall make available the following UDLs:

- 2.3.2.1 2-wire Unbundled ISDN Digital Loop
- 2.3.2.2 2-wire Universal Digital Channel (IDSL Compatible)
- 2.3.2.3 2-wire Unbundled ADSL Compatible Loop
- 2.3.2.4 2-wire Unbundled HDSL Compatible Loop
- 2.3.2.5 4-wire Unbundled HDSL Compatible Loop
- 2.3.2.6 4-wire Unbundled DS1 Digital Loop
- 2.3.2.7 4-wire Unbundled Digital Loop/DS0 – 64 kbps, 56 kbps and below
- 2.3.2.8 DS3 Loop
- 2.3.2.9 STS-1 Loop
- 2.3.2.10 OC3 Loop
- 2.3.2.11 OC12 Loop
- 2.3.2.12 OC48 Loop
- 2.3.3 2-Wire Unbundled ISDN Digital Loops will be provisioned according to industry standards for 2-Wire Basic Rate ISDN services and will come standard with a test point, Order Coordination, and a DLR. Xspeduis will be responsible for providing BellSouth with a Service Profile Identifier (SPID) associated with a particular ISDN-capable loop and end user. With the SPID, BellSouth will be able to adequately test the circuit and ensure that it properly supports ISDN service. BellSouth will not reconfigure its ISDN-capable loop to support IDSL service.
- 2.3.3.1 The Universal Digital Channel (UDC) (also known as IDSL-compatible Loop) is intended to be compatible with IDSL service and has the same physical characteristics and transmission specifications as BellSouth's ISDN-capable loop. These specifications are listed in BellSouth's TR73600.
- 2.3.3.2 The UDC may be provisioned on copper or through a Digital Loop Carrier (DLC) system. When UDC Loops are provisioned using a DLC system, the Loops will be provisioned on time slots that are compatible with data-only services such as IDSL.
- 2.3.4 2-Wire ADSL-Compatible Loop. This is a designed loop that is provisioned according to Revised Resistance Design (RRD) criteria and may be up to 18kft long and may have up to 6kft of bridged tap (inclusive of loop length). The loop is a 2-wire circuit and will come standard with a test point, Order Coordination, and a DLR.

- 2.3.5 2-Wire or 4-Wire HDSL-Compatible Loop. This is a designed loop that is provisioned according to Carrier Serving Area (CSA) criteria and may be up to 12,000 feet long and may have up to 2,500 feet of bridged tap (inclusive of loop length). It may be a 2-wire or 4-wire circuit and will come standard with a test point, Order Coordination, and a DLR.
- 2.3.6 4-Wire Unbundled DS1 Digital Loop. This is a designed 4-wire loop that is provisioned according to industry standards for DS1 or Primary Rate ISDN services and will come standard with a test point, Order Coordination, and a DLR. A DS1 Loop may be provisioned over a variety of loop transmission technologies including copper, HDSL-based technology or fiber optic transport systems. It will include a 4-Wire DS1 Network Interface at the end-user's location.
- 2.3.7 4-Wire Unbundled Digital/DS0 Loop. These are designed 4-wire loops that may be configured as 64kbps, 56kbps, 19kbps, and other sub-rate speeds associated with digital data services and will come standard with a test point, Order Coordination, and a DLR.
- 2.3.8 DS3 Loop. DS3 Loop is a two-point digital transmission path, which provides for simultaneous two-way transmission of serial, bipolar, return-to-zero isochronous digital electrical signals at a transmission rate of 44.736 megabits per second (Mbps) that is dedicated to the use of the ordering CLEC in its provisioning of local exchange and associated exchange access services. It may provide transport for twenty-eight (28) DS1 channels, each of which provides the digital equivalent of twenty-four analog voice grade channels. The interface to unbundled dedicated DS3 transport is a metallic-based electrical interface.
- 2.3.9 STS-1 Loop. STS-1 Loop is a high-capacity digital transmission path with SONET VT1.5 mapping that is dedicated for the use of the ordering customer for the purpose of provisioning local exchange and associated exchange access services. It is a two-point digital transmission path, which provides for simultaneous two-way transmission of serial bipolar return-to-zero synchronous digital electrical signals at a transmission rate of 51.84 megabits per second (Mbps). It may provide transport for twenty-eight (28) DS1 channels, each of which provides the digital equivalent of twenty-four analog voice grade channels. The interface to unbundled dedicated STS-1 transport is a metallic-based electrical interface.
- 2.3.10 OC3 Loop/OC12 Loop/OC48 Loop. OC3/OC-12/OC-48 Loops are optical two-point transmission paths that are dedicated to the use of the ordering CLEC in its provisioning of local exchange and associated exchange access services. The physical interface for all optical transport is optical fiber. This interface standard allows for transport of many different digital signals using a basic building block or base transmission rate of 51.84 megabits per second (Mbps). Higher rates are direct multiples of the base rate. The following rates are applicable: OC-3 - 155.52 Mbps; OC12 - 622.08 Mbps; and OC-48 - 2488 Mbps.

2.3.11 DS3 and above services come with a test point and a DLR. Mileage is airline miles, rounded up and a minimum of one mile applies. BellSouth TR 73501 LightGate[®]Service Interface and Performance Specifications, Issue D, June 1995 applies to DS3 and above services.

2.4 **Unbundled Copper Loops (UCL)**

2.4.1 BellSouth shall make available Unbundled Copper Loops (UCLs). The UCL is a copper twisted pair Loop that is unencumbered by any intervening equipment (e.g., filters, load coils, range extenders, digital loop carrier, or repeaters) and is not intended to support any particular telecommunications service. The UCL will be offered in two types – Designed and Non-Designed.

2.4.2 **Unbundled Copper Loop – Designed (UCL-D)**

2.4.2.1 The UCL-D will be provisioned as a dry copper twisted pair loop that is unencumbered by any intervening equipment (e.g., filters, load coils, range extenders, digital loop carrier, or repeaters). The UCL-D will be offered in two versions - Short and Long.

2.4.2.2 A short UCL-D (18,000 feet or less) is provisioned according to Resistance Design parameters, may have up to 6,000 feet of bridged tap and will have up to 1300 ohms of resistance.

2.4.2.3 The long UCL-D (beyond 18,000 feet) is provisioned as a dry copper twisted pair longer than 18,000 feet and may have up to 12,000 feet of bridged tap and up to 2800 ohms of resistance.

2.4.2.4 The UCL-D is a designed circuit, is provisioned with a test point, and comes standard with a DLR. OC is a chargeable option for a UCL-D; however, OC is always required on UCLs where a reuse of existing facilities has been requested by Xspeduis.

2.4.2.5 These loops are not intended to support any particular services and may be utilized by Xspeduis to provide a wide-range of telecommunications services so long as those services do not adversely affect BellSouth's network. This facility will include a Network Interface Device (NID) at the customer's location for the purpose of connecting the loop to the customer's inside wire.

2.4.2.6 BellSouth will make available the following UCL-Ds:

2.4.2.6.1 2-Wire UCL-D/short

2.4.2.6.2 2-Wire UCL-D/long

2.4.2.6.3 4-Wire UCL-D/short

2.4.2.6.4 4-Wire UCL-D/long

2.4.3 **Unbundled Copper Loop – Non-Designed (UCL-ND)**

2.4.3.1 The UCL-ND is provisioned as a dedicated 2-wire metallic transmission facility from BellSouth's Main Distribution Frame to a customer's premises (including the NID). The UCL-ND will be a "dry copper" facility in that it will not have any intervening equipment such as load coils, repeaters, or digital access main lines ("DAMLs"), and may have up to 6,000 feet of bridged tap between the end user's premises and the serving wire center. The UCL-ND typically will be 1300 Ohms resistance and in most cases will not exceed 18,000 feet in length, although the UCL-ND will not have a specific length limitation. For loops less than 18,000 feet and with less than 1300 Ohms resistance, the loop will provide a voice grade transmission channel suitable for loop start signaling and the transport of analog voice grade signals. The UCL-ND will not be designed and will not be provisioned with either a DLR or a test point.

2.4.3.2 The UCL-ND facilities may be mechanically assigned using BellSouth's assignment systems. Therefore, the Loop Make Up process is not required to order and provision the UCL-ND. However, Xspeduis can request Loop Make Up for which additional charges would apply.

2.4.3.3 At an additional charge, BellSouth also will make available Loop Testing so that Xspeduis may request further testing on the UCL-ND. Rates for Loop Testing are as set forth in Exhibit B of this Attachment.

2.4.3.4 UCL-ND loops are not intended to support any particular service and may be utilized by Xspeduis to provide a wide-range of telecommunications services so long as those services do not adversely affect BellSouth's network. The UCL-ND will include a Network Interface Device (NID) at the customer's location for the purpose of connecting the loop to the customer's inside wire.

2.4.3.5 Order Coordination (OC) will be provided as a chargeable option and may be utilized when the UCL-ND provisioning is associated with the reuse of BellSouth facilities. Order Coordination -Time Specific (OC-TS) does not apply to this product.

2.4.3.6 Xspeduis may use BellSouth's Unbundled Loop Modification (ULM) offering to remove bridge tap and/or load coils from any loop within the BellSouth network. Therefore, some loops that would not qualify as UCL-ND could be transformed into loops that do qualify, using the ULM process.

2.5 **Unbundled Loop Modifications (Line Conditioning)**

2.5.1 Line Conditioning is defined as the removal from the Loop of any devices that may diminish the capability of the Loop to deliver high-speed switched wireline

telecommunications capability, including xDSL service. Such devices include, but are not limited to, load coils, bridged taps, low pass filters, and range extenders.

- 2.5.2 BellSouth shall condition Loops, as requested by Xspeduis, whether or not BellSouth offers advanced services to the End User on that Loop.
- 2.5.3 In some instances, Xspeduis will require access to a copper twisted pair loop unfettered by any intervening equipment (e.g., filters, load coils, range extenders, etc.), so that Xspeduis can use the loop for a variety of services by attaching appropriate terminal equipment at the ends. Xspeduis will determine the type of service that will be provided over the loop. BellSouth's Unbundled Loop Modifications (ULM) process will be used to determine the costs and feasibility of conditioning the loops as requested. Rates for ULM are as set forth in Exhibit B of this Attachment.
- 2.5.4 In those cases where Xspeduis has requested that BellSouth modify a Loop so that it no longer meets the technical parameters of the original Loop type (e.g., voice grade, ISDN, ADSL, etc.) the resulting modified Loop will be ordered and maintained as a UCL.
- 2.5.5 The Unbundled Loop Modifications (ULM) offering provides the following elements: 1) removal of devices on 2-wire or 4-wire Loops equal to or less than 18,000 feet; 2) removal of devices on 2-wire or 4-wire Loops longer than 18,000 feet; and 3) removal of bridged-taps on loops of any length.
- 2.5.6 Xspeduis shall request Loop make up information pursuant to this Attachment prior to submitting a service inquiry and/or a LSR for the Loop type that Xspeduis desires BellSouth to condition.

2.6 **Loop Provisioning Involving Integrated Digital Loop Carriers**

- 2.6.1 Where Xspeduis has requested an Unbundled Loop and BellSouth uses Integrated Digital Loop Carrier (IDLC) systems to provide the local service to the end user and BellSouth has a suitable alternate facility available, BellSouth will make such alternative facilities available to Xspeduis. If a suitable alternative facility is not available, then to the extent it is technically feasible, BellSouth will make alternative arrangements available to Xspeduis (e.g. hairpinning).
- 2.6.2 BellSouth will select one of the following arrangements:
1. Roll the circuit(s) from the IDLC to any spare copper that exists to the customer premises.
 2. Roll the circuit(s) from the IDLC to an existing DLC that is not integrated.
 3. If capacity exists, provide "side-door" porting through the switch.
 4. If capacity exists, provide "DACS-door" porting (if the IDLC routes through a DACS prior to integration into the switch).

2.6.3 Arrangements 3 and 4 above require the use of a designed circuit. Therefore, non-designed loops such as the SL1 voice grade and UCL-ND may not be ordered in these cases.

2.6.4 If no alternate facility is available, BellSouth will utilize its Special Construction (SC) process to determine the additional costs required to provision the loop facilities. Xspeduis will then have the option of paying the one-time SC rates to place the loop.

2.7 **Network Interface Device (NID)**

2.7.1 The NID is defined as any means of interconnection of end-user customer premises wiring to BellSouth's distribution plant, such as a cross-connect device used for that purpose. The NID is a single-line termination device or that portion of a multiple-line termination device required to terminate a single line or circuit at the premises. The NID features two independent chambers or divisions that separate the service provider's network from the end user's customer-premises wiring. Each chamber or division contains the appropriate connection points or posts to which the service provider and the end user each make their connections. The NID provides a protective ground connection and is capable of terminating cables such as twisted pair cable.

2.7.2 BellSouth shall permit Xspeduis to connect Xspeduis's Loop facilities the end-user's customer-premises wiring through the BellSouth NID or at any other technically feasible point.

2.7.3 **Access to NID**

2.7.3.1 Xspeduis may access the end user's customer-premises wiring by any of the following means and Xspeduis shall not disturb the existing form of electrical protection and shall maintain the physical integrity of the NID:

2.7.3.1.1 1) BellSouth shall allow Xspeduis to connect its loops directly to BellSouth's multi-line residential NID enclosures that have additional space and are not used by BellSouth or any other telecommunications carriers to provide service to the premises.

2.7.3.1.2 2) Where an adequate length of the end user's customer premises wiring is present and environmental conditions permit, either Party may remove the customer premises wiring from the other Party's NID and connect such wiring to that Party's own NID;

2.7.3.1.3 3) Enter the subscriber access chamber or dual chamber NID enclosures for the purpose of extending a connect divisioned or spliced jumper wire from the customer premises wiring through a suitable "punch-out" hole of such NID enclosures; or

- 2.7.3.1.4 4) Request BellSouth to make other rearrangements to the end user customer premises wiring terminations or terminal enclosure on a time and materials cost basis.
- 2.7.3.2 In no case shall either Party remove or disconnect the other Party's loop facilities from either Party's NIDs, enclosures, or protectors unless the applicable Commission has expressly permitted the same and the disconnecting Party provides prior notice to the other Party. In such cases, it shall be the responsibility of the Party disconnecting loop facilities to leave undisturbed the existing form of electrical protection and to maintain the physical integrity of the NID. It will be Xspeduis's responsibility to ensure there is no safety hazard and will hold BellSouth harmless for any liability associated with the removal of the BellSouth loop from the BellSouth NID. Furthermore, it shall be the responsibility of the disconnecting Party, once the other Party's loop has been disconnected from the NID, to reconnect the disconnected loop to a nationally recognized testing laboratory listed station protector, which has been grounded as per Article 800 of the National Electrical Code. If no spare station protector exists in the NID, the disconnected loop must be appropriately cleared, capped and stored.
- 2.7.3.3 In no case shall either Party remove or disconnect ground wires from BellSouth's NIDs, enclosures, or protectors.
- 2.7.3.4 In no case shall either Party remove or disconnect NID modules, protectors, or terminals from BellSouth's NID enclosures.
- 2.7.3.5 Due to the wide variety of NID enclosures and outside plant environments, BellSouth will work with Xspeduis to develop specific procedures to establish the most effective means of implementing this section if the procedures set forth herein do not apply to the NID in question.
- 2.7.4 Technical Requirements
- 2.7.4.1 The NID shall provide an accessible point of interconnection and shall maintain a connection to ground.
- 2.7.4.2 If an existing NID is accessed, it shall be capable of transferring electrical analog or digital signals between the end user's customer premises and the Distribution Media and/or cross connect to Xspeduis's NID.
- 2.7.4.3 Existing BellSouth NIDS will be provided in "as is" condition. Xspeduis may request BellSouth do additional work to the NID on a time and material basis. When Xspeduis deploys its own local loops with respect to multiple-line termination devices, Xspeduis shall specify the quantity of NIDs connections that it requires within such device.

2.8 **Sub-loop Elements**

2.8.1 Where facilities permit, BellSouth shall offer access to its Unbundled Sub-Loop (USL) and Unbundled Sub-loop Concentration (USLC) System.

2.8.2 **Unbundled Sub-Loop Distribution**

2.8.2.1 The unbundled sub-loop distribution facility is a dedicated transmission facility that BellSouth provides from an end user's point of demarcation to a BellSouth cross-connect device. The BellSouth cross-connect device may be located within a remote terminal (RT) or a stand-alone cross-box in the field or in the equipment room of a building. The unbundled sub-loop distribution media is a copper twisted pair that can be provisioned as a 2 Wire or 4 Wire facility. BellSouth will make the following available sub-loop distribution offerings where facilities permit:

Unbundled Sub-Loop Distribution – Voice Grade

Unbundled Copper Sub-Loop

Unbundled Sub-Loop Distribution – Intrabuilding Network Cable (aka riser cable)

2.8.2.2 Unbundled Sub-Loop Distribution – Voice Grade (USLD-VG) is a sub-loop facility from the cross-box in the field up to and including the point of demarcation, at the end user's premises and may have load coils.

2.8.2.3 Unbundled Copper Sub-Loop (UCSL) is a copper facility of any length provided from the cross-box in the field up to and including the end-user's point of demarcation. If available, this facility will not have any intervening equipment such as load coils between the end-user and the cross-box.

2.8.2.4 If Xspeduis requests a UCSL and it is not available, Xspeduis may request the Sub-Loop facility be modified pursuant to the ULM process request to remove load coils and/or bridged taps. If load coils and/or bridged taps are removed, the facility will be classified as a UCSL.

2.8.2.5 Unbundled Sub-Loop Distribution – Intrabuilding Network Cable (USLD-INC) is the distribution facility inside a building or between buildings on the same continuous property which is not separated by a public street or road. USLD-INC includes the facility from the cross-connect device in the building equipment room up to and including the point of demarcation, at the end user's premises.

2.8.2.6 BellSouth will install a cross connect panel in the building equipment room for the purpose of accessing USLD-INC pairs from a building equipment room. The cross-connect panel will function as a single point of interconnection (SPOI) for USLD-INC and will be accessible by multiple carriers as space permits. BellSouth will place cross-connect blocks in 25-pair increments for Xspeduis's use on this cross-connect panel. Xspeduis will be responsible for connecting its facilities to the 25-pair cross-connect block(s).

- 2.8.2.7 Unbundled Sub-Loop distribution facilities shall support functions associated with provisioning, maintenance and testing of the Unbundled Sub-Loop. For access to Voice Grade USLD and UCSL, Xspeduis shall install a cable to the BellSouth cross-box pursuant to the terms and conditions for physical collocation for remote sites set forth in this Agreement. This cable would be connected by a BellSouth technician within the BellSouth cross-box during the set-up process. Xspeduis's cable pairs can then be connected to BellSouth's USL within the BellSouth cross-box by the BellSouth technician.
- 2.8.2.8 Through the Service Inquiry (SI) process, BellSouth will determine whether access to Unbundled Sub-Loops at the location requested by Xspeduis is technically feasible and whether sufficient capacity exists in the cross-box. If existing capacity is sufficient to meet Xspeduis's request, then BellSouth will perform the site set-up as described in Section 2.8.2.9. If any work must be done to modify existing BellSouth facilities or add new facilities (other than adding the cross-connect panel in a building equipment room as noted in Section 2.8.2.9) to accommodate Xspeduis's request for Unbundled Sub-Loops, Xspeduis may request BellSouth's Special Construction (SC) process to determine additional costs required to provision the Unbundled Sub-Loops. Xspeduis will have the option to proceed under the SC process to modify the BellSouth facilities.
- 2.8.2.9 The site set-up must be completed before Xspeduis can order sub-loop pairs. For the site set-up in a BellSouth cross-connect box in the field, BellSouth will perform the necessary work to splice Xspeduis's cable into the cross-connect box. For the site set-up inside a building equipment room, BellSouth will perform the necessary work to install the cross-connect panel and the connecting block(s) that will be used to provide access to the requested USLs.
- 2.8.2.10 Once the site set-up is complete, Xspeduis will request sub-loop pairs through submission of a Local Service Request (LSR) form to the Local Carrier Service Center (LCSC). Order Coordination is required with USL pair provisioning when Xspeduis requests reuse of an existing facility and is in addition to the USL pair rate. For expedite requests by Xspeduis for sub-loop pairs, expedite charges will apply for intervals less than 5 days.
- 2.8.2.11 Unbundled Sub-Loops will be provided in accordance with technical reference TR73600.
- 2.8.3 **Unbundled Network Terminating Wire (UNTW)**
- 2.8.3.1 Unbundled Network Terminating Wire (UNTW) is unshielded twisted copper wiring that is used to extend circuits from an intra-building network cable terminal or from a building entrance terminal to an individual customer's point of demarcation. It is the final portion of the Loop which in multi-subscriber configurations represents the point at which the network branches out to serve individual subscribers.

- 2.8.3.2 This element will be provided in Multi-Dwelling Units (MDUs) and/or Multi-Tenants Units (MTUs) where either Party owns wiring all the way to the end-users premises. Neither Party will provide this element in those locations where the property owner provides its own wiring to the end-user's premises, where a third party owns the wiring to the end-user's premises or where the property owner will not allow the other Party to place its facilities to the end user.
- 2.8.3.3 Requirements
- 2.8.3.3.1 On a multi-unit premises, upon request of the other Party ("Requesting Party"), the Party owning the network terminating wire ("Provisioning Party") will provide access to UNTW pairs on an Access Terminal that is suitable for use by multiple carriers at each Garden Terminal or Wiring Closet.
- 2.8.3.3.2 The Provisioning Party shall not be required to install new or additional NTW beyond existing NTW to provision the services of the Requesting Party.
- 2.8.3.3.3 In existing Multi-Dwelling Units (MDUs) and/or Multi-Tenant Units (MTUs) in which BellSouth does not own or control wiring (INC/NTW) to the end users premises, Xspeduis will install UNTW Access Terminals for BellSouth at no additional charge.
- 2.8.3.3.4 In situations in which BellSouth activates a UNTW pair, BellSouth will compensate Xspeduis for each pair activated commensurate to the price specified in Xspeduis's Agreement.
- 2.8.3.3.5 Upon receipt of the UNTW Service Inquiry (SI) requesting access to the Provisioning Party's UNTW pairs at a multi-unit premises, representatives of both Parties will participate in a meeting at the site of the requested access. The purpose of the site visit will include discussion of the procedures for installation and location of the Access Terminals. By request of the Requesting Party, an Access Terminal will be installed either adjacent to each Provisioning Party's Garden Terminal or inside each Wiring Closet. Requesting Party will deliver and connect its central office facilities to the UNTW pairs within the Access Terminal. Requesting Party may access any available pair on an Access Terminal. A pair is available when a pair is not being utilized to provide service or where the end user has requested a change in its local service provider to the Requesting Party. Prior to connecting Requesting Party's service on a pair previously used by Provisioning Party, Requesting Party is responsible for ensuring the end-user is no longer using Provisioning Party's service or another CLEC's service before accessing UNTW pairs.
- 2.8.3.3.6 Access Terminal installation intervals will be established on an individual case basis.

- 2.8.3.3.7 Requesting Party is responsible for obtaining the property owner's permission for Provisioning Party to install an Access Terminal(s) on behalf of the Requesting Party. The submission of the SI by the Requesting Party will serve as certification by the Requesting Party that such permission has been obtained. If the property owner objects to Access Terminal installations that are in progress or subsequent to completion and demands removal of Access Terminals, Requesting Party will be responsible for costs associated with removing Access Terminals and restoring property to its original state prior to Access Terminals being installed.
- 2.8.3.3.8 The Requesting Party shall indemnify and hold harmless the Provisioning Party against any claims of any kind that may arise out of the Requesting Party's failure to obtain the property owner's permission. Requesting Party will be billed for non-recurring and recurring charges for accessing UNTW pairs at the time the Requesting Party activates the pair(s). The Requesting Party will notify the Provisioning Party each time it activates UNTW pairs using the LSR form.
- 2.8.3.3.9 Requesting Party will isolate and report troubles in the manner specified by the Provisioning Party. Requesting Party must tag the UNTW pair that requires repair. If Provisioning Party dispatches a technician on a reported trouble call and no UNTW trouble is found, Provisioning Party will charge Requesting Party for time spent on the dispatch and testing the UNTW pair(s).
- 2.8.3.3.10 If Requesting Party initiates the Access Terminal installation and the Requesting Party has not activated at least one pair on the Access Terminal installed pursuant to Requesting Party's request for an Access Terminal within 6 months of installation of the Access Terminal, Provisioning Party will bill Requesting Party a non-recurring charge equal to the actual cost of provisioning the Access Terminal.
- 2.8.3.3.11 If Provisioning Party determines that Requesting Party is using the UNTW pairs without reporting the activation of the pairs, the following charges shall apply:
- 2.8.3.3.11.1 If Requesting Party issued a LSR to disconnect an end-user from Provisioning Party in order to use a UNTW pair, Requesting Party will be billed for the use of the pair back to the disconnect order date.
- 2.8.3.3.11.2 If Requesting Party activated a UNTW pair on which Provisioning Party was not previously providing service, Requesting Party will be billed for the use of that pair back to the date the end-user began receiving service using that pair. Upon request, Requesting Party will provide copies of its billing record to substantiate such date. If Requesting Party fails to provide such records, then Provisioning Party will bill the Requesting Party back to the date of the Access Terminal installation.

2.8.4 **Unbundled Sub-Loop Feeder**

- 2.8.4.1 Unbundled Sub-Loop Feeder (USLF) provides connectivity between BellSouth's central office and cross-box (or other access point) that serves an end user location.
- 2.8.4.2 USLF utilized for voice traffic can be configured as 2-wire voice (USLF-2W/V) or 4-wire voice (USLF-4W/V).
- 2.8.4.3 USLF utilized for digital traffic can be configured as 2-wire ISDN (USLF-2W/I); 2-wire Copper (USLF-2W/C); 4-wire Copper (USLF-4W/C); 4-wire DS0 level loop (USLF-4W/D0); or 4-wire DS1 and ISDN (USLF-4W/DI).
- 2.8.4.4 USLF will provide access to both the equipment and the features in the BellSouth central office and BellSouth cross box necessary to provide a 2W or 4W communications pathway from the BellSouth central office to the BellSouth cross-box. This element will allow for the connection of Xspeduis's loop distribution elements onto BellSouth's feeder system.
- 2.8.4.5 Requirements
- 2.8.4.5.1 Xspeduis will extend a compatible cable to BellSouth's cross-box. BellSouth will connect the cable to a cross-connect panel inside the BellSouth cross-box to the requested level of feeder element. In those cases when there is no room in the BellSouth cross-box to accommodate the additional cross-connect panels mentioned above, Xspeduis may request, through the BellSouth Special Construction process, a determination of costs to provide the sub-loop feeder element to Xspeduis. Xspeduis will then have the option of paying the special construction charges or canceling the order.
- 2.8.4.5.2 USLF will be a designed circuit and BellSouth will provide a Design Layout Record (DLR) for this element.
- 2.8.4.5.3 BellSouth will provide USLF elements in accordance with applicable industry standards for these types of facilities. Where industry standards do not exist, BellSouth's TR73600 will be used to determine performance parameters.
- 2.8.4.6 Unbundled Sub-Loop Feeder – (USLF DS3 and above)
- 2.8.4.6.1 USLF DS3 and above provides connectivity between a BellSouth Serving Wire Center (SWC) and the Remote Terminal (RT) associated with that SWC that serves an end user location.
- 2.8.4.6.2 The sub-loop feeder is intended to be utilized for voice traffic and digital traffic. It can be configured at DS3, STS-1, OC-3, OC-12, or OC-48 transmission capacities.
- 2.8.4.6.3 The OC-48 Sub-Loop Feeder will consist of four (4) OC12 interfaces.

2.8.4.6.4 Both 2-fiber and 4-fiber-protect applications will be supported for OC-3 level and higher.

2.8.4.7 Requirements

2.8.4.7.1 Access in the SWC and RT will be via a Collocation cross-connect.

2.8.4.7.2 USLF DS3 and above will be a designed circuit. BellSouth will provide a Design Layout Record (DLR) for this network element.

2.8.4.7.3 Rates. Rates for these services are as set forth in Exhibit B of this Attachment. Mileage is based on airline miles.

2.8.4.7.4 BellSouth will provide USLF DS3 and above elements in accordance with applicable industry standards.

2.8.5 **Unbundled Loop Concentration (ULC)**

2.8.5.1 BellSouth will provide to Xspeduis Unbundled Loop Concentration (ULC). Loop concentration systems in the central office concentrate the signals transmitted over local loops onto a digital loop carrier system. The concentration device is placed inside a BellSouth central office. BellSouth will offer ULC with a TR008 interface or a TR303 interface.

2.8.5.2 ULC will be offered in two system options. System A will allow up to 96 BellSouth loops to be concentrated onto two or more DS1s. The high-speed connection from the concentrator will be at the electrical DS1 level and will connect to Xspeduis at Xspeduis's collocation site. System B will allow up to 192 BellSouth loops to be concentrated onto 4 or more DS1s. System A may be upgraded to a System B. A minimum of two DS1s is required for each system (i.e., System A requires two DS1s and System B would require an additional two DS1s or four in total). All DS1 interfaces will terminate to Xspeduis's collocation space. ULC service is offered with concentration (2 DS1s for 96 channels) or without concentration (4 DS1s for 96 channels) and with or without protection. A Loop Interface element will be required for each loop that is terminated onto the ULC system.

2.8.6 **Unbundled Sub-Loop Concentration (USLC)**

2.8.6.1 Where facilities permit, Xspeduis may concentrate its sub-loops onto multiple DS1s back to the BellSouth Central Office.

2.8.6.2 USLC, using the Lucent Series 5 equipment, will be offered in two system options. System A will allow up to 96 of Xspeduis's sub-loops to be concentrated onto two or more DS1s. System B will allow an additional 96 of Xspeduis's sub-loops to be concentrated onto two or more additional DS1s. One System A may be supplemented with one System B and they both must be physically located in a

single Series 5 dual channel bank. A minimum of two DS1s is required for each system (i.e., System A requires two DS1s and System B would require an additional two DS1s or four in total). The DS1 level facility that connects the Remote Terminal site with the serving wire center is known as a Feeder Interface. All DS1 Feeder Interfaces will terminate to Xspeduis's demarcation point associated with Xspeduis's collocation space within the SWC that serves the remote terminal (RT). USLC service is offered with or without concentration and with or without a protection DS1.

2.8.6.3 Xspeduis is required to deliver its sub-loops to its own cross-box, RT, or other similar device and deliver a single cable to the BellSouth RT. This cable shall be connected, by a BellSouth technician, to a cross-connect panel within the BellSouth RT/cross-box and shall allow Xspeduis's sub-loops to be placed on the USLC and transported to Xspeduis's collocation space at a DS1 level.

2.8.7 **Dark Fiber Loop**

2.8.7.1 Dark Fiber Loop is an unused optical transmission facility without attached signal regeneration, multiplexing, aggregation or other electronics that connects two points within BellSouth's network. Dark Fiber Loops may be strands of optical fiber existing in aerial or underground structure. BellSouth will not provide line terminating elements, regeneration or other electronics necessary for Xspeduis to utilize Dark Fiber Loops.

2.8.7.2 A Dark Fiber Loop is a point to point arrangement from an end user's premises connected via a cross connect to the demarcation point associated with Xspeduis's collocation space in the end user's serving wire center.

2.8.7.3 Dark Fiber Loop rates are differentiated between Local Channel, Interoffice Channel and Local Loop.

2.8.7.4 Requirements

2.8.7.4.1 BellSouth shall make available Dark Fiber Loop where it exists in BellSouth's network and where, as a result of future building or deployment, it becomes available. Dark Fiber Loop will not be deemed available if: (1) it is used by BellSouth for maintenance and repair purposes; (2) it is designated for use pursuant to a firm order placed by another customer; (3) it is restricted for use by all carriers, including BellSouth, because of transmission problems or because it is scheduled for removal due to documented changes to roads and infrastructure; or (4) BellSouth has plans to use the fiber within a two-year planning period. BellSouth is not required to place the fiber for Dark Fiber Loop if none is available.

- 2.8.7.4.2 If the requested Dark Fiber Loop has any lightwave repeater equipment interspliced to it, BellSouth will remove such equipment at Xspeduis's request subject to time and materials charges.
- 2.8.7.4.3 Xspeduis is solely responsible for testing the quality of the Dark Fiber to determine its usability and performance specifications.
- 2.8.7.4.4 BellSouth shall use its commercially reasonable efforts to provide to Xspeduis information regarding the location, availability and performance of Dark Fiber Loop within ten (10) business days after receiving a Service Inquiry ("SI") from Xspeduis.
- 2.8.7.4.5 If the requested Dark Fiber Loop is available, BellSouth shall use commercially reasonable efforts to provision the Dark Fiber Loop to Xspeduis within twenty (20) business days after Xspeduis submits a valid, error free LSR. Provisioning includes identification of appropriate connection points (e.g., Light Guide Interconnection (LGX)) to enable Xspeduis to connect or splice Xspeduis provided transmission media (e.g., optical fiber) or equipment to the Dark Fiber Loop.

2.9 **Loop Makeup (LMU)**

2.9.1 Description of Service

- 2.9.1.1 BellSouth shall make available to Xspeduis (LMU) information so that Xspeduis can make an independent judgment about whether the Loop is capable of supporting the advanced services equipment Xspeduis intends to install and the services Xspeduis wishes to provide. This section addresses LMU as a preordering transaction, distinct from Xspeduis ordering any other service(s). Loop Makeup Service Inquiries (LMUSI) for preordering loop makeup are likewise unique from other preordering functions with associated service inquiries (SI) as described in this Agreement.
- 2.9.1.2 BellSouth will provide Xspeduis LMU information consisting of the composition of the loop material (copper/fiber); the existence, location and type of equipment on the Loop, including but not limited to digital loop carrier or other remote concentration devices, feeder/distribution interfaces, bridged taps, load coils, pair-gain devices; the loop length; the wire gauge and electrical parameters.
- 2.9.1.3 BellSouth's LMU information is provided to Xspeduis as it exists either in BellSouth's databases or in its hard copy facility records. BellSouth does not guarantee accuracy or reliability of the LMU information provided.
- 2.9.1.4 BellSouth's provisioning of LMU information to the requesting CLEC on facilities is contingent upon either BellSouth or the requesting CLEC owning the loop(s) that serve the service location for which LMU information has been requested by the CLEC. The requesting CLEC is not authorized to receive LMU information

on a facility owned by another CLEC unless BellSouth receives a Letter of Authorization (LOA) from the voice CLEC (owner) or its authorized agent on the LMUSI (Loop Makeup Service Inquiry) submitted by the requesting CLEC.

2.9.1.5 Xspeduis may choose to use equipment that it deems will enable it to provide a certain type and level of service over a particular BellSouth Loop. The determination shall be made solely by Xspeduis and BellSouth shall not be liable in any way for the performance of the advanced data services provisioned over said Loop. The specific Loop type (ADSL, HDSL, or otherwise) ordered on the LSR must match the LMU of the loop reserved taking into consideration any requisite line conditioning. The LMU data is provided for informational purposes only and does not guarantee Xspeduis's ability to provide advanced data services over the ordered loop type. Further, if Xspeduis orders loops that are not intended to support advanced services (such as UV-SL1, UV-SL2, or ISDN compatible loops) and that are not inventoried as advanced services loops, the LMU information for such loops is subject to change at any time due to modifications and/or upgrades to BellSouth's network. Xspeduis is fully responsible for any of its service configurations that may differ from BellSouth's technical standard for the loop type ordered.

2.9.2 **Submitting Loop Makeup Service Inquiries**

2.9.2.1 Xspeduis may obtain LMU information by submitting a LMU Service Inquiry (LMUSI) mechanically or manually. Mechanized LMUSIs should be submitted through BellSouth's Operational Support Systems interfaces. After obtaining the Loop information from the mechanized LMUSI process, if Xspeduis needs further loop information in order to determine loop service capability, Xspeduis may initiate a separate Manual Service Inquiry for a separate nonrecurring charge as set forth in Exhibit B of this Attachment.

2.9.2.2 Manual LMUSIs shall be submitted by electronic mail to BellSouth's Complex Resale Support Group (CRSG) utilizing the Preordering Loop Makeup Service Inquiry form. The service interval for the return of a Loop Makeup Manual Service Inquiry is three business days. Manual LMUSIs are not subject to expedite requests. This service interval is distinct from the interval applied to the subsequent service order.

2.9.3 **Loop Reservations**

2.9.3.1 For a Mechanized LMUSI, Xspeduis may reserve up to ten Loop facilities. For a Manual LMUSI, Xspeduis may reserve up to three Loop facilities.

2.9.3.2 Xspeduis may reserve facilities for up to four (4) business days for each facility requested on a LMUSI from the time the LMU information is returned to Xspeduis. During and prior to Xspeduis placing an LSR, the reserved facilities are rendered unavailable to other customers, including BellSouth. If Xspeduis does

not submit an LSR for a UNE service on a reserved facility within the four-day reservation timeframe, the reservation of that spare facility will become invalid and the facility will be released.

- 2.9.3.3 Charges for preordering LMUSI are separate from any charges associated with ordering other services from BellSouth.

2.9.4 **Ordering of Other UNE Services**

- 2.9.4.1 All LSRs issued for reserved facilities shall reference the facility reservation number as provided by BellSouth. Xspeduis will not be billed any additional LMU charges for the loop ordered on such LSR. If, however, Xspeduis does not reserve facilities upon an initial LMUSI, Xspeduis's placement of an order for an advanced data service type facility will incur the appropriate billing charges to include service inquiry and reservation per Exhibit B of this Attachment.

- 2.9.4.2 Where Xspeduis has reserved multiple Loop facilities on a single reservation, Xspeduis may not specify which facility shall be provisioned when submitting the LSR. For those occasions, BellSouth will assign to Xspeduis, subject to availability, a facility that meets the BellSouth technical standards of the BellSouth type Loop as ordered by Xspeduis. If the ordered Loop type is not available, Xspeduis may utilize the Unbundled Loop Modification process or the Special Construction process, as applicable, to obtain the Loop type ordered.

3 High Frequency Spectrum Network Element

3.1 General

- 3.1.1 BellSouth shall provide Xspeduis access to the high frequency spectrum of the local loop as an unbundled network element only where BellSouth is the voice service provider to the end user at the rates set forth in this Attachment.

- 3.1.2 The High Frequency Spectrum is defined as the frequency range above the voiceband on a copper loop facility carrying analog circuit-switched voiceband transmissions. Access to the High Frequency Spectrum is intended to allow Xspeduis the ability to provide Digital Subscriber Line ("xDSL") data services to the end user for which BellSouth provides voice services. The High Frequency Spectrum shall be available for any version of xDSL complying with Spectrum Management Class 5 of ANSI T1.417, American National Standard for Telecommunications, Spectrum Management for Loop Transmission Systems. BellSouth will continue to have access to the low frequency portion of the loop spectrum (from 300 Hertz to at least 3000 Hertz, and potentially up to 3400 Hertz, depending on equipment and facilities) for the purposes of providing voice service. Xspeduis shall only use xDSL technology that is within the PSD mask for Spectrum Management Class 5 as found in the above-mentioned document.

- 3.1.3 Access to the High Frequency Spectrum requires an unloaded, 2-wire copper Loop. An unloaded Loop is a copper Loop with no load coils, low-pass filters, range extenders, DAMLs, or similar devices and minimal bridged taps consistent with ANSI T1.413 and T1.601.
- 3.1.4 BellSouth will provide Loop Modification to Xspeduis on an existing Loop in accordance with procedures developed in the Line Sharing Collaborative. High Frequency Spectrum (Central Office Based) Unbundled Loop Modification is a separate distinct service from Unbundled Loop Modification set forth in Section 2.5 of this Attachment. Procedures for High Frequency Spectrum (Central Office Based) Unbundled Loop Modification were developed in the Line Sharing Collaborative and may be found posted to the web at <http://www.interconnection.bellsouth.com/html/un.es.html>. Nonrecurring rates for this UNE offering may be found in Exhibit B of this Attachment. BellSouth is not required to modify a Loop for access to the High Frequency spectrum if modification of that Loop significantly degrades BellSouth's voice service. If Xspeduis requests that BellSouth modify a Loop longer than 18,000 ft. and such modification significantly degrades the voice services on the Loop, Xspeduis shall pay for the Loop to be restored to its original state.
- 3.2 **Provisioning of High Frequency Spectrum and Splitter Space**
- 3.2.1 BellSouth will provide Xspeduis with access to the High Frequency Spectrum as follows:
- 3.2.1.1 To order High Frequency Spectrum on a particular Loop, Xspeduis must have a Digital Subscriber Line Access Multiplexer (DSLAM) collocated in the central office that serves the end-user of such Loop.
- 3.2.1.2 Xspeduis may provide its own splitters or may order splitters in a central office once it has installed its DSLAM in that central office. BellSouth will install splitters within thirty-six (36) calendar days of Xspeduis's submission of an error free Line Splitter Ordering Document ("LSOD") to the BellSouth Complex Resale Support Group.
- 3.2.1.3 Once a splitter is installed on behalf of Xspeduis in a central office in which Xspeduis is located, Xspeduis shall be entitled to order the High Frequency Spectrum on lines served out of that central office. BellSouth will bill and Xspeduis shall pay the electronic or manual ordering charges as applicable when Xspeduis orders High Frequency Spectrum for end-user service.
- 3.2.1.4 BellSouth will select, purchase, install, and maintain a central office POTS splitter and provide Xspeduis access to data ports on the splitter. The splitter will route the High Frequency Spectrum on the circuit to Xspeduis's xDSL equipment in Xspeduis's collocation space. At least 30 days before making a change in splitter suppliers, BellSouth will provide Xspeduis with a carrier notification letter,

informing Xspeduis of change. Xspeduis shall purchase ports on the splitter in increments of 8 or 24 ports.

- 3.2.1.5 BellSouth will install the splitter in (i) a common area close to Xspeduis's collocation area, if possible; or (ii) in a BellSouth relay rack as close to Xspeduis's DS0 termination point as possible. Xspeduis shall have access to the splitter for test purposes, regardless of where the splitter is placed in the BellSouth premises. For purposes of this section, a common area is defined as an area in the central office in which both Parties have access to a common test access point. A Termination Point is defined as the point of termination for Xspeduis on the toll main distributing frame in the central office and is not the demarcation point set forth in Attachment 4 of this Agreement. BellSouth will cross-connect the splitter data ports to a specified Xspeduis DS0 at such time that a Xspeduis end user's service is established.
- 3.2.1.6 Xspeduis may at its option purchase, install and maintain central office POTS splitters in its collocation arrangements. Xspeduis may use such splitters for access to its customers and to provide digital line subscriber services to its customers using the High Frequency Spectrum. Existing Collocation rules and procedures shall apply.
- 3.2.1.7 Any splitters installed by Xspeduis in its collocation arrangement shall comply with ANSI T1.413, Annex E, or any future ANSI splitter Standards. Xspeduis may install any splitters that BellSouth deploys or permits to be deployed for itself or any BellSouth affiliate.
- 3.2.1.8 The High Frequency Spectrum shall only be available on Loops on which BellSouth is also providing, and continues to provide, analog voice service directly to the end user. In the event the end-user terminates its BellSouth provided voice service for any reason, or in the event BellSouth disconnects the end user's voice service pursuant to its tariffs or applicable law, and Xspeduis desires to continue providing xDSL service on such Loop, Xspeduis shall be required to purchase a full stand-alone Loop unbundled network element. To the extent commercially practicable, BellSouth shall give Xspeduis notice in a reasonable time prior to disconnect, which notice shall give Xspeduis an adequate opportunity to notify BellSouth of its intent to purchase such Loop. In those cases in which BellSouth no longer provides voice service to the end user and Xspeduis purchases the full stand-alone Loop, Xspeduis may elect the type of loop it will purchase. Xspeduis will pay the appropriate recurring and non-recurring rates for such Loop as set forth in Exhibit B to this Attachment. In the event Xspeduis purchases a voice grade Loop, Xspeduis acknowledges that such Loop may not remain xDSL compatible.
- 3.2.1.9 Only one competitive local exchange carrier shall be permitted access to the High Frequency Spectrum of any particular loop.

3.2.2 **Ordering**

- 3.2.2.1 Xspeduis shall use BellSouth's Line Splitter Ordering Document ("LSOD") to order splitters from BellSouth and to activate and deactivate DS0 Collocation Connecting Facility Assignments (CFA) for use with High Frequency Spectrum.
- 3.2.2.2 BellSouth will provide Xspeduis the Local Service Request ("LSR") format to be used when ordering the High Frequency Spectrum.
- 3.2.2.2.1 BellSouth will provision High Frequency Spectrum in compliance with BellSouth's Products and Services Interval Guide available at the website at <http://www.interconnection.bellsouth.com>.
- 3.2.2.2.2 BellSouth will provide Xspeduis access to Preordering Loop Makeup (LMU), in accordance with the terms of this Agreement. BellSouth shall bill and Xspeduis shall pay the rates for such services, as described in Exhibit B.
- 3.2.2.2.3 BellSouth shall test the data portion of the loop to ensure the continuity of the wiring for Xspeduis's data.

3.2.3 **Maintenance and Repair**

- 3.2.3.1 Xspeduis shall have access for repair and maintenance purposes, to any loop for which it has access to the High Frequency Spectrum. If Xspeduis is using a BellSouth owned splitter, Xspeduis may access the loop at the point where the combined voice and data signal exits the central office splitter via a bantam test jack. If Xspeduis provides its own splitter, it may test from the collocation space or the Termination Point.
- 3.2.3.2 BellSouth will be responsible for repairing voice services and the physical line between the network interface device at the customer's premises and the Termination Point. Xspeduis will be responsible for repairing data services. Each Party will be responsible for maintaining its own equipment.
- 3.2.3.3 Xspeduis shall inform its end users to direct data problems to Xspeduis, unless both voice and data services are impaired, in which event the end users should call BellSouth.
- 3.2.3.4 Once a Party has isolated a trouble to the other Party's portion of the loop, the Party isolating the trouble shall notify the end user that the trouble is on the other Party's portion of the Loop.
- 3.2.3.5 Notwithstanding anything else to the contrary in this Agreement, when BellSouth receives a voice trouble and isolates the trouble to the physical collocation arrangement belonging to Xspeduis, BellSouth will notify Xspeduis. Xspeduis will provide no more than two (2) verbal connecting facility assignments (CFA) pair changes to BellSouth in an attempt to resolve the voice trouble. In the event a

CFA pair change resolves the voice trouble, Xspeduis will provide BellSouth an LSR with the new CFA pair information within 24 hours. If the owner of the collocation space fails to resolve the trouble by providing BellSouth with the verbal CFA pair changes, BellSouth may discontinue Xspeduis's access to the High Frequency Spectrum on such loop. BellSouth will not be responsible for any loss of data as a result of this action.

3.2.4 **Line Splitting.**

3.2.4.1 General

3.2.4.2 Line Splitting allows a provider of data services (a "Data LEC") and a provider of voice services (a "Voice CLEC") to deliver voice and data service to end users over the same loop. The Voice CLEC and Data LEC may be the same or different carriers. Xspeduis shall provide BellSouth with a signed Letter of Authorization ("LOA") between it and the Data LEC or Voice CLEC with which it desires to provision Line Splitting services.

3.2.4.3 The splitter may be provided by the Data LEC, Voice CLEC or BellSouth. When Xspeduis or its authorized agent owns the splitter, Line Splitting requires the following: a non-designed analog loop from the serving wire center to the network interface device (NID) at the end user's location; a collocation cross connection connecting the loop to the collocation space; a second collocation cross connection from the collocation space connected to a voice port; and a splitter. The loop and port cannot be a loop and port combination (i.e. UNE-P), but must be individual stand-alone network elements. When BellSouth owns the splitter, Line Splitting requires the following: a non designed analog loop from the serving wire center to the network interface device (NID) at the end user's location with CFA and splitter port assignments, and a collocation cross connection from the collocation space connected to a voice port.

3.2.4.4 An unloaded 2-wire copper loop must serve the end user. The meet point for the Voice CLEC and the Data LEC is the point of termination on the MDF for the Data LEC's cable and pairs.

3.2.4.5 End Users currently receiving voice service from a Voice CLEC through a UNE platform (UNE-P) may be converted to Line Splitting arrangements by Xspeduis or its authorized agent ordering Line Splitting Service. If the CLEC wishes to provide the splitter, the UNE-P arrangement will be converted to a stand-alone UNE loop, a UNE port and two collocation cross connects. If BellSouth owns the splitter, the UNE-P arrangement will be converted to a stand-alone UNE loop, port, and one collocation cross connection.

3.2.4.6 When end users using High Frequency Spectrum CO Based line sharing service convert to Line Splitting, BellSouth will discontinue billing for the upper spectrum.

BellSouth will continue to bill the Data LEC for all associated splitter charges if the Data LEC continues to use a BellSouth splitter. It is the responsibility of Xspeduis or its authorized agent to determine if the loop is compatible for Line Splitting Service. Xspeduis or its authorized agent may use the existing loop unless it is not compatible with the Data LEC's data service and < customer_name> or its authorized agent submits an LSR to BellSouth to change the loop.

- 3.2.4.7 The foregoing procedures are applicable to migration to Line Splitting Service from a UNE-P arrangement. Where a UNE-P arrangement does not already exist, BellSouth will work cooperatively with CLECs to develop methods and procedures to develop a process whereby a Voice CLEC and a Data LEC may provide services over the same loop.
- 3.2.4.8 **Ordering**
- 3.2.4.9 Xspeduis shall use BellSouth's Line Splitter Ordering Document ("LSOD") to order splitters from BellSouth and to activate and deactivate DS0 Collocation Connecting Facility Assignments (CFA) for use with Line Splitting.
- 3.2.4.10 BellSouth shall provide Xspeduis the Local Service Request ("LSR") format to be used when ordering Line Splitting service.
- 3.2.4.11 BellSouth will provision Line Splitting service in compliance with BellSouth's Products and Services Interval Guide available at the website at <http://www.interconnection.bellsouth.com>.
- 3.2.4.12 BellSouth will provide Xspeduis access to Preordering Loop Makeup (LMU) in accordance with the terms of this Agreement. BellSouth shall bill and Xspeduis shall pay the rates for such services as described in Exhibit B.
- 3.2.4.13 BellSouth will provide loop modification to Xspeduis on an existing loop in accordance with procedures developed in the Line Sharing Collaborative. High Frequency Spectrum (CO Based) Unbundled Loop Modification is a separate distinct service from Unbundled Loop Modification set forth in Section 2.5 of this Attachment. Procedures for High Frequency Spectrum (CO Based) Unbundled Loop Modification may be found on the web at: [HTTP://www.interconnection.bellsouth.com/html/unes.html](http://www.interconnection.bellsouth.com/html/unes.html). Nonrecurring rates for this UNE offering may be found in Exhibit B of this Attachment.
- 3.2.4.14 **Maintenance**
- 3.2.4.15 BellSouth will be responsible for repairing voice services and the physical line between the network interface device at the customer's premises and the

Termination Point. Xspeduis will be responsible for repairing data services. Each Party will be responsible for maintaining its own equipment.

- 3.2.4.16 Xspeduis shall inform its end users to direct data problems to Xspeduis, unless both voice and data services are impaired, in which event the end users should call BellSouth.
- 3.2.4.17 Once a Party has isolated a trouble to the other Party's portion of the loop, the Party isolating the trouble shall notify the end user that the trouble is on the other Party's portion of the Loop.
- 3.2.4.18 When BellSouth receives a voice trouble and isolates the trouble to the physical collocation arrangement belonging to owner of the collocation space, BellSouth will notify the owner of the collocation space. The owner of the collocation space will provide no more than two (2) verbal CFA pair changes to BellSouth in an attempt to resolve the voice trouble. In the event the CFA pair is changed, the owner of the collocation space will provide BellSouth an LSR with the new CFA pair information within 24 hours. If the owner of the collocation space fails to resolve the trouble by providing BellSouth with the verbal CFA pair changes, BellSouth may discontinue the owner of the collocation space access to the High Frequency Spectrum on such loop.
- 3.2.4.19 If Xspeduis is not the data provider, Xspeduis shall indemnify, defend and hold harmless BellSouth from and against any claims, losses, actions, causes of action, suits, demands, damages, injury, and costs including reasonable attorney fees which arise out of actions related to the data provider.

3.2.5 **Remote Site High Frequency Spectrum**

3.2.5.1 General

- 3.2.5.1.1 BellSouth shall provide Xspeduis access to the high frequency spectrum of the local sub-loop as an unbundled network element (UNE) only where BellSouth is the voice service provider to the end user at the rates set forth in this Attachment.

- 3.2.6 The High Frequency Spectrum is defined as the frequency range above the voiceband on a copper loop facility carrying analog circuit-switched voiceband transmissions. Access to the High Frequency Spectrum is intended to allow Xspeduis the ability to provide Digital Subscriber Line ("xDSL") data services to the end user for which BellSouth provides voice services. The High Frequency Spectrum shall be available for any version of xDSL complying with Spectrum Management Class 5 of ANSI T1.417, American National Standard for Telecommunications, Spectrum Management for Loop Transmission Systems. BellSouth will continue to have access to the low frequency portion of the loop spectrum (from 300 Hertz to at least 3000 Hertz, and potentially up to 3400 Hertz, depending on equipment and facilities) for the purposes of providing voice

service. Xspeduis shall only use xDSL technology that is within the PSD mask for Spectrum Management Class 5 as found in the above-mentioned document.

- 3.2.7 Access to the High Frequency Spectrum requires an unloaded, 2-wire (Non-Designed) copper sub loop. A unloaded Cooper sub loop has no load coils, low-pass filters, range extenders, DAMLs, or similar devices and minimal bridged taps consistent with ANSI T1.413 and T1.601.
- 3.2.8 BellSouth will provide Loop Modification to Xspeduis on an existing Loop in accordance with procedures developed in the Line Sharing Collaborative. Procedures for High Frequency Spectrum (Remote Site) Unbundled Loop Modification were developed in the Line Sharing Collaborative and may be found posted to the web at <http://www.interconnection.bellsouth.com/html/unes.html>. Nonrecurring rates for this UNE offering may be found in Exhibit B of this Attachment. BellSouth is not required to modify a Loop for access to the High Frequency spectrum if modification of that Loop significantly degrades BellSouth's voice service. If Xspeduis requests modifications on a sub loop longer than 18,000 ft. and requested modifications significantly degrades the voice services on the loop, Xspeduis shall pay for the loop to be restored to its original state.
- 3.2.9 Provisioning of High Frequency Spectrum and Splitter Space
- 3.2.10 BellSouth will provide Xspeduis with access to the High Frequency Spectrum as follows:
- 3.2.10.1 To order High Frequency Spectrum on a particular Loop, Xspeduis must have a Digital Subscriber Line Access Multiplexer (DSLAM) collocated at the remote site that serves the end-user of such Loop.
- 3.2.10.2 Xspeduis may provide its own splitters or may order splitters in a remote site once the Xspeduis has installed its DSLAM at that remote site. BellSouth will install splitters within thirty-six (36) calendar days of Xspeduis's submission of an error free Line Splitter Ordering Document ("LSOD") to the BellSouth Complex Resale Support Group.
- 3.2.10.3 Once a splitter is installed on behalf of Xspeduis in a remote site in which Xspeduis is located, Xspeduis shall be entitled to order the High Frequency Spectrum on lines served out of that remote site. BellSouth will bill and Xspeduis shall pay applicable for High Frequency Spectrum end-user activation.
- 3.2.11 **BellSouth Owned Splitter**
- 3.2.11.1 BellSouth will select, purchase, install and maintain a splitter at the remote site. The Xspeduis's meet point is at the BellSouth "cross connect" point located at the Feeder Distribution Interface (FDI). The Xspeduis will provide a cable facility to the BellSouth FDI. BellSouth will splice the Xspeduis's cable to BellSouth's spare

binding post in the FDI and use “cross connects” to connect the Xspeduis’s cable facility to the BellSouth splitter. The splitter will route the high frequency portion of the circuit to the Xspeduis’s xDSL equipment in their collocation space. Access to the high frequency spectrum is not compatible with foreign exchange (FX) lines, ISDN, and other services listed in the technical section of this document.

- 3.2.11.2 The BellSouth splitter bifurcates the digital and voice band signals. The low frequency voice band portion of the circuit is routed back to the BellSouth switch. The high frequency digital traffic portion of the circuit is routed to the xDSL equipment in the Xspeduis’s Remote Terminal (RT) collocation space and routed back to the Xspeduis’s network. At least 30 business days before making a change in splitter suppliers, BellSouth will provide Xspeduis with a carrier notification letter, informing Xspeduis of change. Xspeduis shall purchase ports on the splitter in increments of 24 ports.
- 3.2.11.3 BellSouth will install the splitter in (i) a common area close to Xspeduis’s collocation area, if possible; or (ii) in a BellSouth relay rack as close to Xspeduis’s DS0 termination point as possible. Xspeduis shall have access to the splitter for test purposes, regardless of where the splitter is placed in the BellSouth premises. For purposes of this section, a common area is defined as an area in the remote site in which both Parties have access to a common test access point. BellSouth will cross-connect the splitter data ports to a specified Xspeduis DS0 at such time that a Xspeduis end user’s service is established.
- 3.2.12 **CLEC Owned Splitter**
- 3.2.12.1 Xspeduis may at its option purchase, install and maintain splitters in its collocation arrangements. Xspeduis may use such splitters for access to its customers and to provide digital line subscriber services to its customers using the High Frequency Spectrum. Existing Collocation rules and procedures shall apply. The CLEC will be required to activate cable pairs in no less than 8 (eight) pair increments.
- 3.2.12.2 Any splitters installed by Xspeduis in its collocation arrangement shall comply with ANSI T1.413, Annex E, or any future ANSI splitter Standards. Xspeduis may install any splitters that BellSouth deploys or permits to be deployed for itself or any BellSouth affiliate.
- 3.2.12.3 The High Frequency Spectrum shall only be available on sub-loops provided by BellSouth that continues to provide, analog voice service directly to the end user. In the event the end-user terminates its BellSouth provided voice service for any reason, or in the event BellSouth disconnects the end user’s voice service pursuant to its tariffs or applicable law, and Xspeduis desires to continue providing xDSL service on such sub-loop, Xspeduis shall be required to purchase a full stand-alone sub-loop. To the extent commercially practicable, BellSouth shall give Xspeduis notice in a reasonable time prior to disconnect, which notice shall give Xspeduis an

adequate opportunity to notify BellSouth of its intent to purchase such sub-loop. In those cases where BellSouth no longer provides voice service to the end user and Xspeduis purchases the full stand-alone sub-loop, Xspeduis may elect the type of sub-loop it will purchase. Xspeduis will pay the appropriate recurring and non-recurring rates for such sub-loop as set forth in Exhibit B to this Attachment. In the event Xspeduis purchases a voice grade Loop, Xspeduis acknowledges that such sub-loop may not remain xDSL compatible.

3.2.12.4 Only one competitive local exchange carrier shall be permitted access to the High Frequency Spectrum of any particular loop.

3.2.13 **Ordering**

3.2.13.1 Xspeduis shall use BellSouth's Remote Splitter Ordering Document ("RSOD") to order and activate splitters from BellSouth or to activate CLEC owned splitters at an RT for use with High Frequency Spectrum.

3.2.13.2 BellSouth will provide Xspeduis the Local Service Request ("LSR") format to be used when ordering the High Frequency Spectrum.

3.2.13.2.1 BellSouth will provision High Frequency Spectrum in compliance with BellSouth's Products and Services Interval Guide available at the website at <http://www.interconnection.bellsouth.com>.

3.2.13.2.2 BellSouth will provide Xspeduis access to Preordering Loop Makeup (LMU), in accordance with the terms of this Agreement. BellSouth shall bill and Xspeduis shall pay the rates for such services as described in Exhibit B.

3.2.13.2.3 BellSouth shall test the data portion of the loop to ensure the continuity of the wiring for Xspeduis's data.

3.2.14 **Maintenance and Repair**

3.2.14.1 Xspeduis shall have access for repair and maintenance purposes, to any loop for which it has access to the High Frequency Spectrum. If Xspeduis is using a BellSouth owned splitter, Xspeduis may access the loop at the point where the data signal exits. If Xspeduis provides its own splitter, it may test from the collocation space or the Termination Point.

3.2.14.2 BellSouth will be responsible for repairing voice services and the physical line between the network interface device at the customer's premises and the Termination Point. Xspeduis will be responsible for repairing data services. Each Party will be responsible for maintaining its own equipment.

3.2.14.3 Xspeduis shall inform its end users to direct data problems to Xspeduis, unless both voice and data services are impaired, in which event the end users should call BellSouth.

- 3.2.14.4 Once a Party has isolated a trouble to the other Party's portion of the loop, the Party isolating the trouble shall notify the end user that the trouble is on the other Party's portion of the Loop.
- 3.2.14.5 Notwithstanding anything else to the contrary in this Agreement, when BellSouth receives a voice trouble and isolates the trouble to the physical collocation arrangement belonging to Xspeduis, BellSouth will notify Xspeduis. Xspeduis will provide no more than two (2) verbal connecting facility assignments (CFA) pair changes to BellSouth in an attempt to resolve the voice trouble. In the event a CFA pair change resolves the voice trouble, Xspeduis will provide BellSouth an LSR with the new CFA pair information within 24 hours. If the owner of the collocation space fails to resolve the trouble by providing BellSouth with the verbal CFA pair changes, BellSouth may discontinue Xspeduis's access to the High Frequency Spectrum on such loop. BellSouth will not be responsible for any loss of data as a result of this action.

4 Local Switching

- 4.1 BellSouth shall provide non-discriminatory access to local circuit switching capability and local tandem switching capability on an unbundled basis, except as set forth in the Sections below to Xspeduis for the provision of a telecommunications service. BellSouth shall provide non-discriminatory access to packet switching capability on an unbundled basis to Xspeduis for the provision of a telecommunications service only in the limited circumstance described below in Section 4.5.

4.2 Local Circuit Switching Capability, including Tandem Switching Capability

- 4.2.1 Local circuit switching capability is defined as: (A) line-side facilities, which include, but are not limited to, the connection between a loop termination at a main distribution frame and a switch line card; (B) trunk-side facilities, which include, but are not limited to, the connection between trunk termination at a trunk-side cross-connect panel and a switch trunk card; (C) switching provided by remote switching modules; and (D) all features, functions, and capabilities of the switch, which include, but are not limited to: (1) the basic switching function of connecting lines to lines, line to trunks, trunks to lines, and trunks to trunks, as well as the same basic capabilities made available to BellSouth's customers, such as a telephone number, white page listings, and dial tone; and (2) all other features that the switch is capable of providing, including but not limited to customer calling, customer local area signaling service features, and Centrex, as well as any technically feasible customized routing functions provided by the switch. Any features that are not currently available but are technically feasible through the switch can be requested through the BFR/NBR process.
- 4.2.2 Notwithstanding BellSouth's general duty to unbundle local circuit switching, BellSouth shall not be required to unbundle local circuit switching for Xspeduis

when Xspeduis serves an end-user with four (4) or more voice-grade (DS-0) equivalents or lines served by BellSouth in one of the following MSAs: Atlanta, GA; Miami, FL; Orlando, FL; Ft. Lauderdale, FL; Charlotte-Gastonia-Rock Hill, NC; Greensboro-Winston Salem-High Point, NC; Nashville, TN; and New Orleans, LA, and BellSouth has provided non-discriminatory cost based access to the Enhanced Extended Link (EEL) throughout Density Zone 1 as determined by NECA Tariff No. 4 as in effect on January 1, 1999.

- 4.2.3 In the event that Xspeduis orders local circuit switching for an end user with four (4) or more DS0 equivalent lines within Density Zone 1 in an MSA listed above, BellSouth shall charge Xspeduis the market based rates in Exhibit B for use of the local circuit switching functionality for the affected facilities. If a market rate is not set forth in Exhibit B, such rate shall be negotiated by the Parties.
- 4.2.4 Unbundled Local Switching consists of three separate unbundled elements: Unbundled Ports, End Office Switching Functionality, and End Office Interoffice Trunk Ports.
- 4.2.5 Unbundled Local Switching combined with Common Transport and, if necessary, Tandem Switching provides to Xspeduis's end user local calling and the ability to presubscribe to a primary carrier for intraLATA and/or to presubscribe to a primary carrier for interLATA toll service.
- 4.2.6 Provided that Xspeduis purchases unbundled local switching from BellSouth and uses the BellSouth CIC for its end users' LPIC or if a BellSouth local end user selects BellSouth as its LPIC, then the Parties will consider as local any calls originated by an Xspeduis local end user, or originated by a BellSouth local end user and terminated to an Xspeduis local end user, where such calls originate and terminate in the same LATA, except for those calls originated and terminated through switched access arrangements (i.e., calls that are transported by a party other than BellSouth). For such calls, BellSouth will charge Xspeduis the UNE elements for the BellSouth facilities utilized. Neither Party shall bill the other originating or terminating switched access charges for such calls. Intercarrier compensation for local calls between BellSouth and Xspeduis shall be as described in BellSouth's UNE Local Call Flows set forth on BellSouth's web site.
- 4.2.7 Where Xspeduis purchases unbundled local switching from BellSouth but does not use the BellSouth CIC for its end users' LPIC, BellSouth will consider as local those direct dialed telephone calls that originate from an Xspeduis end user and terminate within the basic local calling area or within the extended local calling areas and that are dialed using 7 or 10 digits as defined and specified in Section A3 of BellSouth's General Subscriber Services Tariffs. For such local calls, BellSouth will charge Xspeduis the UNE elements for the BellSouth facilities utilized. Intercarrier compensation for local calls between BellSouth and Xspeduis shall be as described in BellSouth's UNE Local Call Flows set forth on BellSouth's web site.

4.2.8 For any calls that originate and terminate through switched access arrangements (i.e., calls that are transported by a party other than BellSouth), BellSouth shall bill Xspeduis the UNE elements for the BellSouth facilities utilized. Each Party may bill the toll provider originating or terminating switched access charges, as appropriate.

4.2.9 **Unbundled Port Features**

4.2.9.1 Charges for Unbundled Port are as set forth in Exhibit B, and as specified in such exhibit, may or may not include individual features.

4.2.9.2 Where applicable and available, non-switch-based services may be ordered with the Unbundled Port at BellSouth's retail rates.

4.2.9.3 Any features that are not currently available but are technically feasible through the switch can be requested through the BFR/NBR process.

4.2.9.4 BellSouth will provide to Xspeduis selective routing of calls to a requested Operator System platform pursuant to Section 10 of Attachment 2. Any other routing requests by Xspeduis will be made pursuant to the BFR/NBR Process as set forth in Attachment 12.

4.2.10 **Provision for Local Switching**

4.2.10.1 BellSouth shall perform routine testing (e.g., Mechanized Loop Tests (MLT) and test calls such as 105, 107 and 108 type calls) and fault isolation on a mutually agreed upon schedule.

4.2.10.2 BellSouth shall control congestion points such as those caused by radio station call-ins, and network routing abnormalities. All traffic shall be restricted in a non-discriminatory manner.

4.2.10.3 BellSouth shall perform manual call trace and permit customer originated call trace. BellSouth shall provide Switching Service Point (SSP) capabilities and signaling software to interconnect the signaling links destined to the Signaling Transfer Point Switch (STPS). These capabilities shall adhere to the technical specifications set forth in the applicable industry standard technical references.

4.2.10.4 BellSouth shall provide interfaces to adjuncts through Telcordia standard interfaces. These adjuncts can include, but are not limited to, the Service Circuit Node and Automatic Call Distributors. BellSouth shall offer to Xspeduis all AIN triggers in connection with its SMS/SCE offering.

4.2.10.5 BellSouth shall provide access to SS7 Signaling Network or Multi-Frequency trunking if requested by Xspeduis.

4.2.11 **Local Switching Interfaces.**

- 4.2.11.1 Xspeduis shall order ports and associated interfaces compatible with the services it wishes to provide, as listed in Exhibit B. BellSouth shall provide the following local switching interfaces:
 - 4.2.11.1.1 Standard Tip/Ring interface including loopstart or groundstart, on-hook signaling (e.g., for calling number, calling name and message waiting lamp);
 - 4.2.11.1.2 Coin phone signaling;
 - 4.2.11.1.3 Basic Rate Interface ISDN adhering to appropriate Telcordia Technical Requirements;
 - 4.2.11.1.4 Two-wire analog interface to PBX;
 - 4.2.11.1.5 Four-wire analog interface to PBX;
 - 4.2.11.1.6 Four-wire DS1 interface to PBX or customer provided equipment (e.g. computers and voice response systems);
 - 4.2.11.1.7 Primary Rate ISDN to PBX adhering to ANSI standards Q.931, Q.932 and appropriate Telcordia Technical Requirements;
 - 4.2.11.1.8 Switched Fractional DS1 with capabilities to configure Nx64 channels (where N = 1 to 24); and
 - 4.2.11.1.9 Loops adhering to Telcordia TR-NWT-08 and TR-NWT-303 specifications to interconnect Digital Loop Carriers.

4.3 **Tandem Switching**

- 4.3.1 The Tandem Switching capability Network Element is defined as: (i) trunk-connect facilities, which include, but are not limited to, the connection between trunk termination at a cross connect panel and switch trunk card; (ii) the basic switch trunk function of connecting trunks to trunks; and (iii) the functions that are centralized in the Tandem Switches (as distinguished from separate end office switches), including but not limited to call recording, the routing of calls to operator services and signaling conversion features.

4.3.2 **Technical Requirements**

- 4.3.2.1 Tandem Switching shall have the same capabilities or equivalent capabilities as those described in Telcordia TR-TSY-000540 Issue 2R2, Tandem Supplement, 6/1/90. The requirements for Tandem Switching include, but are not limited to the following:
 - 4.3.2.1.1 Tandem Switching shall provide signaling to establish a tandem connection;

- 4.3.2.1.2 Tandem Switching will provide screening as jointly agreed to by Xspeduis and BellSouth;
- 4.3.2.1.3 Tandem Switching shall provide Advanced Intelligent Network triggers supporting AIN features where such routing is not available from the originating end office switch, to the extent such Tandem switch has such capability;
- 4.3.2.1.4 Tandem Switching shall provide access to Toll Free number database;
- 4.3.2.1.5 Tandem Switching shall provide connectivity to PSAPs where 911 solutions are deployed and the tandem is used for 911; and
- 4.3.2.1.6 Where appropriate, Tandem Switching shall provide connectivity for the purpose of routing transit traffic to and from other carriers.
- 4.3.2.2 BellSouth may perform testing and fault isolation on the underlying switch that is providing Tandem Switching. Such testing shall be testing routinely performed by BellSouth. The results and reports of the testing shall be made available to Xspeduis.
- 4.3.2.3 BellSouth shall control congestion points and network abnormalities. All traffic will be restricted in a non-discriminatory manner.
- 4.3.2.4 Tandem Switching shall process originating toll-free traffic received from Xspeduis's local switch.
- 4.3.2.5 In support of AIN triggers and features, Tandem Switching shall provide SSP capabilities when these capabilities are not available from the Local Switching Network Element, to the extent such Tandem Switch has such capability.
- 4.3.3 Upon Xspeduis's purchase of overflow trunk groups, Tandem Switching shall provide an alternate routing pattern for Xspeduis's traffic overflowing from direct end office high usage trunk groups.
- 4.4 **AIN Selective Carrier Routing for Operator Services, Directory Assistance and Repair Centers**
- 4.4.1 BellSouth will provide AIN Selective Carrier Routing at the request of Xspeduis. AIN Selective Carrier Routing will provide Xspeduis with the capability of routing operator calls, 0+ and 0- and 0+ NPA (LNPA) 555-1212 directory assistance, 1+411 directory assistance and 611 repair center calls to pre-selected destinations.
- 4.4.2 Xspeduis shall order AIN Selective Carrier Routing through its Account Team and/or Local Contract Manager. AIN Selective Carrier Routing must first be established regionally and then on a per central office, per state basis.
- 4.4.3 AIN Selective Carrier Routing is not available in DMS 10 switches.

- 4.4.4 Where AIN Selective Carrier Routing is utilized by Xspeduis, the routing of Xspeduis's end user calls shall be pursuant to information provided by Xspeduis and stored in BellSouth's AIN Selective Carrier Routing Service Control Point database. AIN Selective Carrier Routing shall utilize a set of Line Class Codes (LCCs) unique to a basic class of service assigned on an 'as needed' basis. The same LCCs will be assigned in each central office where AIN Selective Carrier Routing is established.
- 4.4.5 Upon ordering of AIN Selective Carrier Routing Regional Service, Xspeduis shall remit to BellSouth the Regional Service Order non-recurring charges set forth in Exhibit B of this Attachment. There shall be a non-recurring End Office Establishment Charge per office due at the addition of each central office where AIN Selective Carrier Routing will be utilized. Said non-recurring charge shall be as set forth in Exhibit B of this Attachment. For each Xspeduis end user activated, there shall be a non-recurring End User Establishment charge as set forth in Exhibit B of this Attachment. Xspeduis shall pay the AIN Selective Carrier Routing Per Query Charge set forth in Exhibit B of this Attachment.
- 4.4.6 This Regional Service Order non-recurring charge will be non-refundable and will be paid with 1/2 due up-front with the submission of all fully completed required forms, including: Regional Selective Carrier Routing (SCR) Order Request-Form A, Central Office AIN Selective Carrier Routing (SCR) Order Request - Form B, AIN_SCR Central Office Identification Form - Form C, AIN_SCR Routing Options Selection Form - Form D, and Routing Combinations Table - Form E. BellSouth has 30 days to respond to Xspeduis's fully completed firm order as a Regional Service Order. With the delivery of this firm order response to Xspeduis, BellSouth considers that the delivery schedule of this service commences. The remaining 1/2 of the Regional Service Order payment must be paid when at least 90% of the Central Offices listed on the original order have been turned up for the service.
- 4.4.7 The non-recurring End Office Establishment Charge will be billed to Xspeduis following BellSouth's normal monthly billing cycle for this type of order.
- 4.4.8 End-User Establishment Orders will not be turned-up until the second payment is received for the Regional Service Order. The non-recurring End-User Establishment Charges will be billed to Xspeduis following BellSouth's normal monthly billing cycle for this type of order.
- 4.4.9 Additionally, the AIN Selective Carrier Routing Per Query Charge will be billed to Xspeduis following the normal billing cycle for per query charges.
- 4.4.10 All other network components needed, for example, unbundled switching and unbundled local transport, etc, will be billed per contracted rates.

4.5 **Packet Switching Capability**

- 4.5.1 The packet switching capability network element is defined as the function of routing or forwarding packets, frames, cells or other data units based on address or other routing information contained in the packets, frames, cells or other data units.
- 4.5.2 BellSouth shall be required to provide non-discriminatory access to unbundled packet switching capability only where each of the following conditions are satisfied:
- 4.5.2.1 BellSouth has deployed digital loop carrier systems, including but not limited to, integrated digital loop carrier or universal digital loop carrier systems; or has deployed any other system in which fiber optic facilities replace copper facilities in the feeder section (e.g., end office to remote terminal, pedestal or environmentally controlled vault);
- 4.5.2.2 There are no spare copper loops capable of supporting the xDSL services Xspeduis seeks to offer;
- 4.5.2.3 BellSouth has not permitted Xspeduis to deploy a DSLAM at the remote terminal, pedestal or environmentally controlled vault or other interconnection point, nor has Xspeduis obtained a virtual collocation arrangement at these sub-loop interconnection points as defined by 47 CFR § 51.319 (b); and
- 4.5.2.4 BellSouth has deployed packet switching capability for its own use.
- 4.5.3 If there is a dispute as to whether BellSouth must provide Packet Switching, such dispute will be resolved according to the dispute resolution process set forth in Section 12 of the General Terms and Conditions of this Agreement, incorporated herein by this reference.

4.6 **Interoffice Transmission Facilities**

- 4.6.1 BellSouth shall provide nondiscriminatory access, in accordance with FCC Rule 51.311 and Section 251(c)(3) of the Act, to interoffice transmission facilities on an unbundled basis to Xspeduis for the provision of a telecommunications service.

5 Unbundled Network Element Combinations

- 5.1 Unbundled Network Element Combinations shall include: 1) Enhanced Extended Links (EELs); 2) Other Network Element Combinations; and 3) UNE Loop/Port Combinations.
- 5.2 For purposes of this Section, references to “Currently Combined” network elements shall mean that the particular network elements requested by Xspeduis are in fact already combined by BellSouth in the BellSouth network.

5.3 **Enhanced Extended Links (EELs)**

- 5.3.1 Where facilities permit and where necessary to comply with an effective FCC and/or State Commission order, or as otherwise mutually agreed by the Parties, BellSouth shall offer access to loop and transport combinations, also known as the Enhanced Extended Link (“EEL”) as defined in Section 5.3.2 below.
- 5.3.2 Subject to Section 5.3.4 below, BellSouth will provide access to the EEL in the combinations set forth in Section 5.3.5 following. This offering is intended to provide connectivity from an end user’s location through that end user’s SWC to Xspeduis’s POP serving wire center. The circuit must be connected to Xspeduis’s switch for the purpose of provisioning telephone exchange service to Xspeduis’s end-user customers. The EEL will be connected to Xspeduis’s facilities in Xspeduis’s collocation space at the POP SWC, or Xspeduis may purchase BellSouth’s access facilities between Xspeduis’s POP and Xspeduis’s collocation space at the POP SWC.
- 5.3.3 When ordering EEL combinations, Xspeduis shall provide to BellSouth certification that Xspeduis will provide a significant amount of local exchange service over the requested combination and shall indicate under what local usage option Xspeduis seeks to qualify. Xspeduis shall be deemed to be providing a significant amount of local exchange service if one of the two (2) options set forth in Sections 5.3.6.2 through 5.3.6.3 is met. BellSouth shall have the right to audit Xspeduis’s records to verify that Xspeduis is meeting the applicable local usage requirements. Such audit shall comply with the terms of Section 5.3.6.6 in this Attachment.
- 5.3.4 BellSouth shall provide EEL combinations to Xspeduis in Georgia, Kentucky, Louisiana, Mississippi, South Carolina and Tennessee regardless of whether or not such EELs are Currently Combined. In all other states, BellSouth shall make available to Xspeduis those EEL combinations described in Section 5.3.5 below only to the extent such combinations are Currently Combined. Furthermore, BellSouth will make available new EEL combinations to Xspeduis in density Zone 1, as defined in 47 CFR 69.123 as of January 1, 1999, in the Atlanta, GA; Miami, FL; Orlando, FL; Ft. Lauderdale, FL; Charlotte-Gastonia-Rock Hill, NC; Greensboro-Winston Salem-High Point, NC; Nashville, TN; and New Orleans, LA, MSAs. Except as stated above, EELs will be provided to Xspeduis only to the extent such network elements are Currently Combined.
- 5.3.5 **EEL Combinations**
- 5.3.5.1 DS1 Interoffice Channel + DS1 Channelization + 2-wire VG Local Loop
- 5.3.5.2 DS1 Interoffice Channel + DS1 Channelization + 4-wire VG Local Loop
- 5.3.5.3 DS1 Interoffice Channel + DS1 Channelization + 2-wire ISDN Local Loop
- 5.3.5.4 DS1 Interoffice Channel + DS1 Channelization + 4-wire 56 kbps Local Loop

- 5.3.5.5 DS1 Interoffice Channel + DS1 Channelization + 4-wire 64 kbps Local Loop
- 5.3.5.6 DS1 Interoffice Channel + DS1 Local Loop
- 5.3.5.7 DS3 Interoffice Channel + DS3 Local Loop
- 5.3.5.8 STS-1 Interoffice Channel + STS-1 Local Loop
- 5.3.5.9 DS3 Interoffice Channel + DS3 Channelization + DS1 Local Loop
- 5.3.5.10 STS-1 Interoffice Channel + DS3 Channelization + DS1 Local Loop
- 5.3.5.11 2-wire VG Interoffice Channel + 2-wire VG Local Loop
- 5.3.5.12 4wire VG Interoffice Channel + 4-wire VG Local Loop
- 5.3.5.13 4-wire 56 kbps Interoffice Channel + 4-wire 56 kbps Local Loop
- 5.3.5.14 4-wire 64 kbps Interoffice Channel + 4-wire 64 kbps Local Loop

5.3.6 **Special Access Service Conversions**

- 5.3.6.1 Xspeduis may not convert special access services to combinations of loop and transport network elements, whether or not Xspeduis self-provides its entrance facilities (or obtains entrance facilities from a third party), unless Xspeduis uses the combination to provide a significant amount of local exchange service, in addition to exchange access service, to a particular customer. To the extent Xspeduis requests to convert any special access services to combinations of loop and transport network elements at UNE prices, Xspeduis shall provide to BellSouth certification that Xspeduis is providing a significant amount of local exchange service (as described in this Section) over such combinations. The certification shall also indicate under what local usage option Xspeduis seeks to qualify for conversion of special access circuits. Xspeduis shall be deemed to be providing a significant amount of local exchange service over such combinations if one of the following options is met:
- 5.3.6.2 Xspeduis certifies that it is the exclusive provider of an end user's local exchange service. The loop-transport combinations must terminate at Xspeduis's collocation arrangement in at least one BellSouth central office. This option does not allow loop-transport combinations to be connected to BellSouth's tariffed services. Under this option, Xspeduis is the end user's only local service provider, and thus, is providing more than a significant amount of local exchange service. Xspeduis can then use the loop-transport combinations that serve the end user to carry any type of traffic, including using them to carry 100 percent interstate access traffic; or

- 5.3.6.3 Xspeduis certifies that it provides local exchange and exchange access service to the end user customer's premises and handles at least one third of the end user customer's local traffic measured as a percent of total end user customer local dialtone lines; and for DS1 circuits and above, at least 50 percent of the activated channels on the loop portion of the loop-transport combination have at least 5 percent local voice traffic individually, and the entire loop facility has at least 10 percent local voice traffic. When a loop-transport combination includes multiplexing, each of the individual DS1 circuits must meet these criteria. The loop-transport combination must terminate at Xspeduis's collocation arrangement in at least one BellSouth central office. This option does not allow loop-transport combinations to be connected to BellSouth tariffed services; or
- 5.3.6.4 Xspeduis certifies that at least 50 percent of the activated channels on a circuit are used to provide originating and terminating local dialtone service and at least 50 percent of the traffic on each of these local dialtone channels is local voice traffic, and that the entire loop facility has at least 33 percent local voice traffic. When a loop-transport combination includes multiplexing, each of the individual DS1 circuits must meet these criteria. This option does not allow loop-transport combinations to be connected to BellSouth's tariffed services. Under this option, collocation is not required. Xspeduis does not need to provide a defined portion of the end user's local service, but the active channels on any loop-transport combination, and the entire facility, must carry the amount of local exchange traffic specified in this option.
- 5.3.6.5 In addition, there may be extraordinary circumstances where Xspeduis is providing a significant amount of local exchange service, but does not qualify under any of the three options set forth in Section 5.3.6. In such case, Xspeduis may petition the FCC for a waiver of the local usage options set forth in the June 2, 2000 Order. If a waiver is granted, then upon Xspeduis's request the Parties shall amend this Agreement to the extent necessary to incorporate the terms of such waiver for such extraordinary circumstance.
- 5.3.6.6 BellSouth may at its sole discretion audit Xspeduis records in order to verify the type of traffic being transmitted over combinations of loop and transport network elements. The audit shall be conducted by a third party independent auditor, and Xspeduis shall be given thirty days written notice of scheduled audit. Such audit shall occur no more than one time in a calendar year, unless results of an audit find noncompliance with the significant amount of local exchange service requirement. In the event of noncompliance, Xspeduis shall reimburse BellSouth for the cost of the audit. If, based on its audits, BellSouth concludes that Xspeduis is not providing a significant amount of local exchange traffic over the combinations of loop and transport network elements, BellSouth may file a complaint with the appropriate Commission, pursuant to the dispute resolution process as set forth in the Interconnection Agreement. In the event that BellSouth prevails, BellSouth may convert such combinations of loop and transport network elements to special

access services and may seek appropriate retroactive reimbursement from Xspeduis.

5.3.6.7 Xspeduis may convert special access circuits to combinations of loop and transport UNEs pursuant to the terms of this Section and subject to the termination provisions in the applicable special access tariffs, if any.

5.3.7 **Rates**

5.3.7.1 Subject to the limitations set forth in Section 5.3.4 above, the rates for EEL combinations are as follows:

5.3.7.1.1 The non-recurring and recurring rates for the EEL Combinations of network elements set forth in 5.3.5, whether or not Currently Combined, are as set forth in Exhibit B of this Attachment.

5.3.7.1.2 For combinations of loop and transport network elements that are not set forth in Section 5.3.5 but are Currently Combined, the recurring charge shall be the sum of the recurring charges for the individual UNEs that comprise the combination and the nonrecurring charge shall be the conversion charge set forth in Exhibit B of this Attachment.

5.3.7.1.3 For combinations of loop and transport network elements that are not set forth in Section 5.3.5, where the elements are not Currently Combined but are ordinarily combined in BellSouth's network, the non-recurring and recurring charges for such UNE combinations shall be the sum of the stand-alone non-recurring and recurring charges of the network elements which make up the combination as set forth in Exhibit B of this Attachment.

5.3.8 **Multiplexing**

5.3.8.1 Where multiplexing functionality is required in connection with loop and transport combinations, such multiplexing will be provided at the rates and on the terms set forth in this Agreement.

5.4 **Other Network Element Combinations**

5.4.1 In the states of Georgia, Kentucky, Louisiana, Mississippi, South Carolina and Tennessee, BellSouth shall make available to Xspeduis, in accordance with Section 5.4.25.4.2.1 below: (1) combinations of network elements other than those described in this Section that are Currently Combined; and (2) combinations of network elements other than those described in this Section that are not Currently Combined but that BellSouth ordinarily combines in its network. In all other states, BellSouth shall make available to Xspeduis, in accordance with Section 5.4.2 below, combinations of network elements other than those described in this Section 5 only to the extent such combinations are Currently Combined.

- 5.4.2 Rates
- 5.4.2.1 Subject to the limitations set forth in Section 5.4.1 above, the rates for network element combinations other than those described in this Section 5 are as follows:
- 5.4.2.1.1 The recurring charge for Currently Combined combinations of network elements other than those described in this Section 5 shall be the sum of the recurring charges for the individual UNEs that comprise the combination and the nonrecurring charge shall be the conversion charge set forth in Exhibit B of this Attachment.
- 5.4.2.1.2 For network element combinations other than those described in this Section 5 where the elements are not Currently Combined but are ordinarily combined in BellSouth's network, the non-recurring and recurring charges for such UNE combinations shall be the sum of the stand-alone non-recurring and recurring charges of the network elements that make up the combination as set forth in Exhibit B of this Attachment.
- 5.4.2.1.3 To the extent that Xspeduis seeks to obtain other combinations of network elements that BellSouth ordinarily combines in its network which have not been specifically priced by the Commission when purchased in combined form, Xspeduis, at its option, can request that such rates be determined pursuant to the BFR/NBR process set forth in this Agreement. In addition, to the extent BellSouth has not developed methods and procedures to provide any specific combination of network elements requested by Xspeduis, whether or not Currently Combined, such methods and procedures shall be established pursuant to the BFR/NBR process.
- 5.5 UNE Port/Loop Combinations
- 5.5.1 Combinations of port and loop unbundled network elements along with switching and transport unbundled network elements provide local exchange service for the origination or termination of calls. Port/ loop combinations support the same local calling and feature requirements as described in the Unbundled Local Switching or Port section of this Attachment 2 and the ability to presubscribe to a primary carrier for intraLATA and/or to presubscribe to a primary carrier for interLATA toll service.
- 5.5.2 BellSouth shall make available UNE port/loop combinations, regardless of whether such combinations are Currently Combined, so long as such combinations are ordinarily combined in BellSouth's network.
- 5.5.3 Except as set forth in section 5.6.3 below, in Georgia, Kentucky, Louisiana, Mississippi, South Carolina and Tennessee, BellSouth shall provide UNE port/loop combinations that are ordinarily combined in BellSouth's network, regardless of

whether such combinations are Currently Combined at the cost-based rates in Exhibit B.

- 5.5.4 In Alabama, Florida, and North Carolina, BellSouth shall provide UNE port/loop combinations that are not Currently Combined but that are ordinarily combined in BellSouth's network at the market rates in Exhibit B. If a market rate is not set forth in Exhibit B for a UNE port/loop combination, such rate shall be negotiated by the Parties.
- 5.5.5 In Alabama, Florida, and North Carolina, BellSouth shall provide UNE port/loop combinations that are Currently Combined at the cost-based rates in Exhibit B.
- 5.5.6 BellSouth is not required to provide combinations of port and loop network elements on an unbundled basis in locations where, pursuant to FCC rules, BellSouth is not required to provide circuit switching as an unbundled network element.
- 5.5.6.1 BellSouth shall not be required to provide local circuit switching as an unbundled network element in density Zone 1, as defined in 47 CFR 69.123 as of January 1, 1999 of the Atlanta, GA; Miami, FL; Orlando, FL; Ft. Lauderdale, FL; Charlotte-Gastonia-Rock Hill, NC; Greensboro-Winston Salem-High Point, NC; Nashville, TN; and New Orleans, LA, MSAs to Xspeduis if Xspeduis's customer has 4 or more DS0 equivalent lines.
- 5.5.6.2 Notwithstanding the foregoing, BellSouth shall provide combinations of port and loop network elements on an unbundled basis where, pursuant to FCC rules, BellSouth is not required to provide local circuit switching as an unbundled network element and shall do so at the market rates in Exhibit B. If a market rate is not set forth in Exhibit B for a UNE port/loop combination, such rate shall be negotiated by the Parties.
- 5.5.7 BellSouth shall make 911 updates in the BellSouth 911 database for Xspeduis's UNE port/loop combinations. BellSouth will not bill Xspeduis for 911 surcharges. Xspeduis is responsible for paying all 911 surcharges to the applicable governmental agency.
- 5.5.8 Combination Offerings
- 5.5.8.1 2-wire voice grade port, voice grade loop, unbundled end office switching, unbundled end office trunk port, common transport per mile per MOU, common transport facilities termination, tandem switching, and tandem trunk port.
- 5.5.8.2 2-wire voice grade Coin port, voice grade loop, unbundled end office switching, unbundled end office trunk port, common transport per mile per MOU, common transport facilities termination, tandem switching, and tandem trunk port.

- 5.5.8.3 2-wire voice grade DID port, voice grade loop, unbundled end office switching, unbundled end office trunk port, common transport per mile per MOU, common transport facilities termination, tandem switching, and tandem trunk port.
- 5.5.8.4 2-wire CENTREX port, voice grade loop, CENTREX intercom functionality, unbundled end office switching, unbundled end office trunk port, common transport per mile per MOU, common transport facilities termination, tandem switching, and tandem trunk port.
- 5.5.8.5 2-wire ISDN Basic Rate Interface, voice grade loop, unbundled end office switching, unbundled end office trunk port, common transport per mile per MOU, common transport facilities termination, tandem switching, and tandem trunk port.
- 5.5.8.6 4-wire ISDN Primary Rate Interface, DS1 loop, unbundled end office switching, unbundled end office trunk port, common transport per mile per MOU, common transport facilities termination, tandem switching, and tandem trunk port.
- 5.5.8.7 4-wire DS1 Trunk port, DS1 Loop, unbundled end office switching, unbundled end office trunk port, common transport per mile per MOU, common transport facilities termination, tandem switching, and tandem trunk port.
- 5.5.8.8 4-wire DS1 Loop with normal serving wire center channelization interface, 2-wire voice grade ports (PBX), 2-wire DID ports, unbundled end office switching, unbundled end office trunk port, common transport per mile per MOU, common transport facilities termination, tandem switching, and tandem trunk port.

6 Transport, Channelization and Dark Fiber

6.1 Transport

- 6.1.1 Interoffice transmission facility network elements include:
 - 6.1.1.1 Dedicated transport, defined as BellSouth's transmission facilities, is dedicated to a particular customer or carrier that provides telecommunications between wire centers or switches owned by BellSouth, or between wire centers and switches owned by BellSouth and Xspeduis.
 - 6.1.1.2 Dark Fiber transport, defined as BellSouth's optical transmission facilities without attached signal regeneration, multiplexing, aggregation or other electronics;
 - 6.1.1.3 Common (Shared) transport, defined as transmission facilities shared by more than one carrier, including BellSouth, between end office switches, between end office switches and tandem switches, and between tandem switches, in BellSouth's network. Where BellSouth Network Elements are connected by intraoffice wiring, such wiring is provided as part of the Network Element and is not Common (Shared) Transport.

- 6.1.2 BellSouth shall:
- 6.1.2.1 Provide Xspeduis exclusive use of interoffice transmission facilities dedicated to a particular customer or carrier, or shared use of the features, functions, and capabilities of interoffice transmission facilities shared by more than one customer or carrier;
 - 6.1.2.2 Provide all technically feasible transmission facilities, features, functions, and capabilities of the transport facility for the provision of telecommunications services;
 - 6.1.2.3 Permit, to the extent technically feasible, Xspeduis to connect such interoffice facilities to equipment designated by Xspeduis, including but not limited to, Xspeduis's collocated facilities; and
 - 6.1.2.4 Permit, to the extent technically feasible, Xspeduis to obtain the functionality provided by BellSouth's digital cross-connect systems.
- 6.1.3 Technical Requirements of Common (Shared) Transport
- 6.1.3.1 Common (Shared) Transport provided on DS1 or VT1.5 circuits, shall, at a minimum, meet the performance, availability, jitter, and delay requirements specified for Central Office to Central Office ("CO to CO") connections in the applicable industry standards.
 - 6.1.3.2 Common (Shared) Transport provided on DS3 circuits, STS-1 circuits, and higher transmission bit rate circuits, shall, at a minimum, meet the performance, availability, jitter, and delay requirements specified for CO to CO connections in the applicable industry standards.
 - 6.1.3.3 BellSouth shall be responsible for the engineering, provisioning, and maintenance of the underlying equipment and facilities that are used to provide Common (Shared) Transport.
 - 6.1.3.4 At a minimum, Common (Shared) Transport shall meet all of the requirements set forth in the applicable industry standards.
- 6.2 **Dedicated Transport**
- 6.2.1 Dedicated Transport is composed of the following Unbundled Network Elements:
 - 6.2.1.1 Unbundled Local Channel, defined as the dedicated transmission path between Xspeduis's Point of Presence ("POP") and Xspeduis's collocation space in the BellSouth Serving Wire Center for Xspeduis's POP, and

- 6.2.1.2 Unbundled Interoffice Channel, defined as the dedicated transmission path that provides telecommunication between BellSouth's Serving Wire Centers' collocations.
- 6.2.1.3 BellSouth shall offer Dedicated Transport in each of the following ways:
 - 6.2.1.3.1 As capacity on a shared UNE facility.
 - 6.2.1.3.2 As a circuit (e.g., DS0, DS1, DS3) dedicated to Xspeduis.
- 6.2.1.4 Dedicated Transport may be provided over facilities such as optical fiber, copper twisted pair, and coaxial cable, and shall include transmission equipment such as, line terminating equipment, amplifiers, and regenerators.
- 6.2.2 Technical Requirements
 - 6.2.2.1 The entire designated transmission service (e.g., DS0, DS1, DS3) shall be dedicated to Xspeduis designated traffic.
 - 6.2.2.2 For DS1 or VT1.5 circuits, Dedicated Transport shall, at a minimum, meet the performance, availability, jitter, and delay requirements specified for Customer Interface to Central Office ("CI to CO") connections in the applicable industry standards.
 - 6.2.2.3 For DS3 circuits, Dedicated Transport shall, at a minimum, meet the performance, availability, jitter, and delay requirements specified for CI to CO connections in the applicable industry standards.
 - 6.2.2.4 BellSouth shall offer the following interface transmission rates for Dedicated Transport:
 - 6.2.2.4.1 DS0 Equivalent;
 - 6.2.2.4.2 DS1;
 - 6.2.2.4.3 DS3; and
 - 6.2.2.4.4 SDH (Synchronous Digital Hierarchy) Standard interface rates in accordance with International Telecommunications Union (ITU) Recommendation G.707 and Plesiochronous Digital Hierarchy (PDH) rates per ITU Recommendation G.704.
 - 6.2.2.5 BellSouth shall design Dedicated Transport according to its network infrastructure. Xspeduis shall specify the termination points for Dedicated Transport.
 - 6.2.2.6 At a minimum, Dedicated Transport shall meet each of the requirements set forth in the applicable industry technical references.

- 6.2.2.7 BellSouth Technical References:
- 6.2.2.7.1 TR-TSY-000191 Alarm Indication Signals Requirements and Objectives, Issue 1, May 1986.
- 6.2.2.7.2 TR 73501 LightGate[®] Service Interface and Performance Specifications, Issue D, June 1995.
- 6.2.2.7.3 TR 73525 MegaLink[®] Service, MegaLink Channel Service and MegaLink Plus Service Interface and Performance Specifications, Issue C, May 1996.

6.3 **Unbundled Channelization (Multiplexing)**

- 6.3.1 Unbundled Channelization (UC) provides the multiplexing capability that will allow a DS1 (1.544 Mbps) or DS3 (44.736 Mbps) or STS-1 (51.84 Mbps) Unbundled Network Element (UNE) or collocation cross-connect to be multiplexed or channelized at a BellSouth central office. Channelization will be offered with both the high and low speed sides to be connected to collocation. Channelization can be accomplished through the use of a stand-alone multiplexer or a digital cross-connect system at the discretion of BellSouth. Once UC has been installed, Xspeduis may request channel activation on an as-needed basis and BellSouth shall connect the requested facilities via Central Office Channel Interfaces (COCI). The COCI must be compatible with the lower capacity facility and ordered with the lower capacity facility.
- 6.3.2 BellSouth shall make available the following channelization systems:
 - 6.3.2.1 DS3/STS-1 Channelization System: channelizes a DS3 signal into 28 DS1s.
 - 6.3.2.2 DS1 Channelization System: channelizes a DS1 signal into 24 DS0s.
- 6.3.3 BellSouth shall make available the following
 - 6.3.3.1 Central Office Channel Interfaces (COCI):
 - 6.3.3.2 DS1 COCI, which can be activated on a DS3 Channelization System.
 - 6.3.3.3 Voice Grade and Digital Data COCI, which can be activated on a DS1 Channelization System.
 - 6.3.3.4 Data COCI, which can be activated on a DS1 Channelization System.
 - 6.3.3.5 AMI and B8ZS line coding with either Super Frame (SF) and Extended Super Frame (ESF) framing formats will be supported as options.
- 6.3.4 Technical Requirements

- 6.3.4.1 In order to assure proper operation with BellSouth provided central office multiplexing functionality, Xspeduis's channelization equipment must adhere strictly to form and protocol standards. Xspeduis must also adhere to such applicable industry standards for the multiplex channel bank, for voice frequency encoding, for various signaling schemes, and for sub rate digital access.
- 6.3.4.2 DS0 to DS1 Channelization
 - 6.3.4.2.1 The DS1 signal must be framed utilizing the framing structure defined in ANSI T1.107, Digital Hierarchy Formats Specifications and ANSI T1.403.02, DS1 Robbed-bit Signaling State Definitions.
- 6.3.4.3 DS1 to DS3 Channelization
 - 6.3.4.3.1 The DS3 signal must be framed utilizing the framing structure define in ANSI T1.107, Digital Hierarchy Formats Specifications. The asynchronous M13 multiplex format (combination of M12 and M23 formats) is specified for terminal equipment that multiplexes 28 DS1s into a DS3.
- 6.3.4.4 DS1 to STS Channelization
 - 6.3.4.4.1 The STS-1 signal must be framed utilizing the framing structure define in ANSI T1.105, Synchronous Optical Network (SONET) – Basic Description Including Multiplex Structure, Rates and Formats and T1.105.02, Synchronous Optical Network (SONET) – Payload Mappings.
- 6.4 **Dark Fiber Transport**
 - 6.4.1 Dark Fiber Transport is an unused optical transmission facility without attached signal regeneration, multiplexing, aggregation or other electronics that connects two points within BellSouth's network. It may be strands of optical fiber existing in aerial or underground structure. BellSouth will not provide line terminating elements, regeneration or other electronics necessary for Xspeduis to utilize Dark Fiber Transport.
 - 6.4.2 Dark Fiber Transport rates are differentiated between Local Channel, Interoffice Channel and Local Loop.
 - 6.4.3 Requirements
 - 6.4.3.1 BellSouth shall make available Dark Fiber Transport where it exists in BellSouth's network and where, as a result of future building or deployment, it becomes available. Dark Fiber Transport will not be deemed available if (1) it is used by BellSouth for maintenance and repair purposes, (2) it is designated for use pursuant to a firm order placed by another customer, (3) it is restricted for use by all carriers, including BellSouth, because of transmission problems or because it is scheduled for removal due to documented changes to roads and infrastructure, or

(4) BellSouth has plans to use the fiber within a two-year planning period. BellSouth is not required to place fibers for Dark Fiber Transport if there are none available.

- 6.4.3.2 If the requested Dark Fiber Transport has any lightwave repeater equipment interspliced to it, BellSouth will remove such equipment at Xspeduis's request subject to time and materials charges.
- 6.4.3.3 Xspeduis is solely responsible for testing the quality of the Dark Fiber Transport to determine its usability and performance specifications.
- 6.4.3.4 BellSouth shall use its best efforts to provide to Xspeduis information regarding the location, availability and performance of Dark Fiber Transport within ten (10) business days after receiving a request from Xspeduis. Within such time period, BellSouth shall send written confirmation of availability of the Dark Fiber Transport.
- 6.4.3.5 If the requested Dark Fiber Transport is available, BellSouth shall use its commercially reasonable efforts to provision the Dark Fiber Transport to Xspeduis within twenty (20) business days after Xspeduis submits a valid, error free LSR. Provisioning includes identification of appropriate connection points (e.g., Light Guide Interconnection (LGX)) to enable Xspeduis to connect or splice Xspeduis provided transmission media (e.g., optical fiber) or equipment to the Dark Fiber Transport.

7 BellSouth Switched Access ("SWA") 8XX Toll Free Dialing Ten Digit Screening Service

- 7.1 The BellSouth SWA 8XX Toll Free Dialing Ten Digit Screening Service database ("8XX SCP Database") is a Signaling control Point ("SCP") that contains customer record information and the functionality to provide call-handling instructions for 8XX calls. The 8XX SCP IN software stores data downloaded from the national SMS/8XX database and provides the routing instructions in response to queries from the Switching Service Point ("SSP") or tandem. The BellSouth SWA 8XX Toll Free Dialing Ten Digit Screening Service ("8XX TFD Service") utilizes the 8XX SCP Database to provide identification and routing of the 8XX calls, based on the ten digits dialed. At Xspeduis's option, 8XX TFD Service is provided with or without POTS number delivery, dialing number delivery, and other optional complex features as selected by Xspeduis.
- 7.2 The 8XX SCP Database is designated to receive and respond to queries using the ANSI Specification of Signaling System Seven (SS7) protocol.

8 Line Information Database (LIDB)

- 8.1 The Line Information Database (LIDB) is a transaction-oriented database accessible through Common Channel Signaling (CCS) networks. For access to

LIDB, Xspeduis must purchase appropriate signaling links pursuant to Section 9 of this Attachment. LIDB contains records associated with end user Line Numbers and Special Billing Numbers. LIDB accepts queries from other Network Elements and provides appropriate responses. The query originator need not be the owner of LIDB data. LIDB queries include functions such as screening billed numbers that provides the ability to accept Collect or Third Number Billing calls and validation of Telephone Line Number based non-proprietary calling cards. The interface for the LIDB functionality is the interface between BellSouth's CCS network and other CCS networks. LIDB also interfaces to administrative systems.

8.2 Technical Requirements

8.2.1 BellSouth will offer to Xspeduis any additional capabilities that are developed for LIDB during the life of this Agreement.

8.2.2 BellSouth shall process Xspeduis's Customer records in LIDB at least at parity with BellSouth customer records, with respect to other LIDB functions. BellSouth shall indicate to Xspeduis what additional functions (if any) are performed by LIDB in the BellSouth network.

8.2.3 Within two (2) weeks after a request by Xspeduis, BellSouth shall provide Xspeduis with a list of the customer data items, which Xspeduis would have to provide in order to support each required LIDB function. The list shall indicate which data items are essential to LIDB function, and which are required only to support certain services. For each data item, the list shall show the data formats, the acceptable values of the data item and the meaning of those values.

8.2.4 BellSouth shall provide LIDB systems for which operating deficiencies that would result in calls being blocked shall not exceed 30 minutes per year.

8.2.5 BellSouth shall provide LIDB systems for which operating deficiencies that would not result in calls being blocked shall not exceed 12 hours per year.

8.2.6 BellSouth shall provide LIDB systems for which the LIDB function shall be in overload no more than 12 hours per year.

8.2.7 All additions, updates and deletions of Xspeduis data to the LIDB shall be solely at the direction of Xspeduis. Such direction from Xspeduis will not be required where the addition, update or deletion is necessary to perform standard fraud control measures (e.g., calling card auto-deactivation).

8.2.8 BellSouth shall provide priority updates to LIDB for Xspeduis data upon Xspeduis's request (e.g., to support fraud detection), via password-protected telephone card, facsimile, or electronic mail within one hour of notice from the established BellSouth contact.

- 8.2.9 BellSouth shall provide LIDB systems such that no more than 0.01% of Xspeduis customer records will be missing from LIDB, as measured by Xspeduis audits. BellSouth will audit Xspeduis records in LIDB against DBAS to identify record mismatches and provide this data to a designated Xspeduis contact person to resolve the status of the records and BellSouth will update system appropriately. BellSouth will refer record of mis-matches to Xspeduis within one business day of audit. Once reconciled records are received back from Xspeduis, BellSouth will update LIDB the same business day if less than 500 records are received before 1:00PM Central Time. If more than 500 records are received, BellSouth will contact Xspeduis to negotiate a time frame for the updates, not to exceed three business days.
- 8.2.10 BellSouth shall perform backup and recovery of all of Xspeduis's data in LIDB including sending to LIDB all changes made since the date of the most recent backup copy, in at least the same time frame BellSouth performs backup and recovery of BellSouth data in LIDB for itself. Currently, BellSouth performs backups of the LIDB for itself on a weekly basis and when a new software release is scheduled, a backup is performed prior to loading the new release.
- 8.2.11 BellSouth shall provide Xspeduis with LIDB reports of data, which are missing or contain errors, as well as any misrouted errors, within a reasonable time period as negotiated between Xspeduis and BellSouth.
- 8.2.12 BellSouth shall prevent any access to or use of Xspeduis data in LIDB by BellSouth personnel that are outside of established administrative and fraud control personnel, or by any other Party that is not authorized by Xspeduis in writing.
- 8.2.13 BellSouth shall provide Xspeduis performance of the LIDB Data Screening function, which allows a LIDB to completely or partially deny specific query originators access to LIDB data owned by specific data owners, for Customer Data that is part of an NPA-NXX or RAO-0/1XX wholly or partially owned by Xspeduis at least at parity with BellSouth Customer Data. BellSouth shall obtain from Xspeduis the screening information associated with LIDB Data Screening of Xspeduis data in accordance with this requirement. BellSouth currently does not have LIDB Data Screening capabilities. When such capability is available, BellSouth shall offer it to Xspeduis under the BFR/NBR process as set forth in Attachment 12.
- 8.2.14 BellSouth shall accept queries to LIDB associated with Xspeduis customer records, and shall return responses in accordance with industry standards.
- 8.2.15 BellSouth shall provide mean processing time at the LIDB within 0.50 seconds under normal conditions as defined in industry standards.

- 8.2.16 BellSouth shall provide processing time at the LIDB within 1 second for 99% of all messages under normal conditions as defined in industry standards.
- 8.3 Interface Requirements
- 8.3.1 BellSouth shall offer LIDB in accordance with the requirements of this subsection.
- 8.3.2 The interface to LIDB shall be in accordance with the technical references contained within.
- 8.3.3 The CCS interface to LIDB shall be the standard interface described herein.
- 8.3.4 The LIDB Data Base interpretation of the ANSI-TCAP messages shall comply with the technical reference herein. Global Title Translation shall be maintained in the signaling network in order to support signaling network routing to the LIDB.
- 8.3.5 The application of the LIDB rates contained in Exhibit B to this Attachment will be based on a Percent CLEC LIDB Usage (“PCLU”) factor. Xspeduis shall provide BellSouth a PCLU. The PCLU will be applied to determine the percentage of total LIDB usage to be billed to the other Party at local rates. Xspeduis shall update its PCLU on the first of January, April, July and October and shall send it to BellSouth to be received no later than thirty (30) calendar days after the first of each such month based on local usage for the past three months ending the last day of December, March, June and September, respectively. Requirements associated with PCLU calculation and reporting shall be as set forth in BellSouth’s Jurisdictional Factors Reporting Guide, as it is amended from time to time.

9 Signaling

- 9.1 BellSouth shall offer access to signaling and access to BellSouth’s signaling databases subject to compatibility testing and at the rates set forth in this Attachment. BellSouth may provide mediated access to BellSouth signaling systems and databases. Available signaling elements include signaling links, signal transfer points and service control points. Signaling functionality will be available with both A-link and B-link connectivity.

9.2 Signaling Link Transport

- 9.2.1 Signaling Link Transport is a set of two or four dedicated 56 kbps transmission paths between Xspeduis-designated Signaling Points of Interconnection that provide appropriate physical diversity.
- 9.2.2 Technical Requirements
- 9.2.3 Signaling Link Transport shall consist of full duplex mode 56 kbps transmission paths and shall perform in the following two ways:

- 9.2.3.1 As an “A-link” Signaling Link Transport is a connection between a switch or SCP and a home Signaling Transfer Point switch pair; and
- 9.2.3.2 As a “B-link” Signaling Link Transport is a connection between two Signaling Transfer Point switch pairs in different company networks (e.g., between two Signaling Transfer Point switch pairs for two CLECs).
- 9.2.4 Signaling Link Transport shall consist of two or more signaling link layers as follows:
- 9.2.4.1 An A-link layer shall consist of two links.
- 9.2.4.2 A B-link layer shall consist of four links.
- 9.2.4.3 A signaling link layer shall satisfy interoffice and intraoffice diversity of facilities and equipment, such that:
- 9.2.4.4 No single failure of facilities or equipment causes the failure of both links in an A-link layer (i.e., the links should be provided on a minimum of two separate physical paths end-to-end); and
- 9.2.4.5 No two concurrent failures of facilities or equipment shall cause the failure of all four links in a B-link layer (i.e., the links should be provided on a minimum of three separate physical paths end-to-end).
- 9.2.5 Interface Requirements
- 9.2.5.1 There shall be a DS1 (1.544 Mbps) interface at Xspeduis’s designated SPOIs. Each 56 kbps transmission path shall appear as a DS0 channel within the DS1 interface.
- 9.3 Signaling Transfer Points (STPs)**
- 9.3.1 A Signaling Transfer Point is a signaling network function that includes all of the capabilities provided by the signaling transfer point switches (STPs) and their associated signaling links that enables the exchange of SS7 messages among and between switching elements, database elements and signaling transfer point switches.
- 9.3.2 Technical Requirements
- 9.3.2.1 Signaling Transfer Point s shall provide access to BellSouth Local Switching or Tandem Switching and to BellSouth Service Control Points/Databases connected to BellSouth SS7 network. Signaling Transfer Point also provide access to third-party local or tandem switching and Third-party-provided Signaling Transfer Points.

- 9.3.2.2 The connectivity provided by Signaling Transfer Points shall fully support the functions of all other Network Elements connected to the BellSouth SS7 network. This includes the use of the BellSouth SS7 network to convey messages that neither originate nor terminate at a signaling end point directly connected to the BellSouth SS7 network (i.e., transit messages). When the BellSouth SS7 network is used to convey transit messages, there shall be no alteration of the Integrated Services Digital Network User Part or Transaction Capabilities Application Part (TCAP) user data that constitutes the content of the message.
- 9.3.2.3 If a BellSouth tandem switch routes traffic, based on dialed or translated digits, on SS7 trunks between a Xspeduis local switch and third party local switch, the BellSouth SS7 network shall convey the TCAP messages that are necessary to provide Call Management features (Automatic Callback, Automatic Recall, and Screening List Editing) between Xspeduis local STPs and the STPs that provide connectivity with the third party local switch, even if the third party local switch is not directly connected to BellSouth STPs.
- 9.3.2.4 STPs shall provide all functions of the SCCP necessary for Class 0 (basic connectionless) service, as defined in Telcordia ANSI Interconnection Requirements. This includes Global Title Translation (GTT) and SCCP Management procedures, as specified in ANSI T1.112.4. Where the destination signaling point is a Xspeduis or third party local or tandem switching system directly connected to BellSouth SS7 network, BellSouth shall perform final GTT of messages to the destination and SCCP Subsystem Management of the destination. In all other cases, BellSouth shall perform intermediate GTT of messages to a gateway pair of STPs in an SS7 network connected with BellSouth SS7 network, and shall not perform SCCP Subsystem Management of the destination. If BellSouth performs final GTT to a Xspeduis database, then Xspeduis agrees to provide BellSouth with the Destination Point Code for Xspeduis database.
- 9.3.2.5 STPs shall provide all functions of the OMAP as specified in applicable industry standard technical references, which may include, where available in BellSouth's network, MTP Routing Verification Test (MRVT); and SCCP Routing Verification Test (SRVT).
- 9.3.2.6 Where the destination signaling point is a BellSouth local or tandem switching system or database, or is a Xspeduis or third party local or tandem switching system directly connected to the BellSouth SS7 network, STPs shall perform MRVT and SRVT to the destination signaling point. In all other cases, STPs shall perform MRVT and SRVT to a gateway pair of STPs in an SS7 network connected with the BellSouth SS7 network. This requirement may be superseded by the specifications for Internetwork MRVT and SRVT when these become approved ANSI standards and available capabilities of BellSouth STPs.

9.4 **SS7 Advanced Intelligent Network (AIN) Access**

- 9.4.1 When technically feasible and upon request by Xspeduis, SS7 AIN Access shall be made available in association with switching. SS7 AIN Access is the provisioning of AIN 0.1 triggers in an equipped BellSouth local switch and interconnection of the BellSouth SS7 network with Xspeduis's SS7 network to exchange TCAP queries and responses with a Xspeduis SCP.
- 9.4.2 SS7 AIN Access shall provide Xspeduis SCP access to an equipped BellSouth local switch via interconnection of BellSouth's SS7 and Xspeduis SS7 Networks. BellSouth shall offer SS7 AIN Access through its STPs. If BellSouth requires a mediation device on any part of its network specific to this form of access, BellSouth must route its messages in the same manner. The interconnection arrangement shall result in the BellSouth local switch recognizing the Xspeduis SCP as at least at parity with BellSouth's SCPs in terms of interfaces, performance and capabilities.
- 9.4.3 Interface Requirements
- 9.4.3.1 BellSouth shall provide the following STP options to connect Xspeduis or Xspeduis-designated local switching systems to the BellSouth SS7 network:
- 9.4.3.1.1 An A-link interface from Xspeduis local switching systems; and,
- 9.4.3.1.2 A B-link interface from Xspeduis local STPs.
- 9.4.3.2 Each type of interface shall be provided by one or more layers of signaling links.
- 9.4.3.3 The Signaling Point of Interconnection for each link shall be located at a cross-connect element in the Central Office (CO) where the BellSouth STP is located. There shall be a DS1 or higher rate transport interface at each of the SPOIs. Each signaling link shall appear as a DS0 channel within the DS1 or higher rate interface.
- 9.4.3.4 BellSouth shall provide intraoffice diversity between the Signaling Point of Interconnection and BellSouth STPs, so that no single failure of intraoffice facilities or equipment shall cause the failure of both B-links in a layer connecting to a BellSouth STP.
- 9.4.3.5 STPs shall provide all functions of the MTP as defined in the applicable industry standard technical references.
- 9.4.4 Message Screening
- 9.4.4.1 BellSouth shall set message screening parameters so as to accept valid messages from Xspeduis local or tandem switching systems destined to any signaling point within BellSouth's SS7 network where the Xspeduis switching system has a valid signaling relationship.

- 9.4.4.2 BellSouth shall set message screening parameters so as to pass valid messages from Xspeduis local or tandem switching systems destined to any signaling point or network accessed through BellSouth's SS7 network where the Xspeduis switching system has a valid signaling relationship.
- 9.4.4.3 BellSouth shall set message screening parameters so as to accept and pass/send valid messages destined to and from Xspeduis from any signaling point or network interconnected through BellSouth's SS7 network where the Xspeduis SCP has a valid signaling relationship.

9.5 **Service Control Points/Databases**

- 9.5.1 Call Related Databases provide the storage of, access to, and manipulation of information required to offer a particular service and/or capability. BellSouth shall provide access to the following Databases: Local Number Portability, LIDB, Toll Free Number Database, Automatic Location Identification/Data Management System, and Calling Name Database. BellSouth also provides access to Service Creation Environment and Service Management System (SCE/SMS) application databases and Directory Assistance.
- 9.5.2 A Service Control Point (SCP) is deployed in a SS7 network that executes service application logic in response to SS7 queries sent to it by a switching system also connected to the SS7 network. Service Management Systems provide operational interfaces to allow for provisioning, administration and maintenance of subscriber data and service application data stored in SCPs.
- 9.5.3 Technical Requirements for SCPs/Databases
- 9.5.3.1 BellSouth shall provide physical access to SCPs through the SS7 network and protocols with TCAP as the application layer protocol.
- 9.5.3.2 BellSouth shall provide physical interconnection to databases via industry standard interfaces and protocols (e.g. SS7, ISDN and X.25).
- 9.5.3.3 The reliability of interconnection options shall be consistent with requirements for diversity and survivability.

9.6 **Local Number Portability Database**

- 9.6.1 The Permanent Number Portability (PNP) database supplies routing numbers for calls involving numbers that have been ported from one local service provider to another. BellSouth agrees to provide access to the PNP database at rates, terms and conditions as set forth by BellSouth and in accordance with an effective FCC or Commission directive.

9.7 **SS7 Network Interconnection**

- 9.7.1 SS7 Network Interconnection is the interconnection of Xspeduis local signaling transfer point switches or Xspeduis local or tandem switching systems with BellSouth signaling transfer point switches. This interconnection provides connectivity that enables the exchange of SS7 messages among BellSouth switching systems and databases, Xspeduis local or tandem switching systems, and other third-party switching systems directly connected to the BellSouth SS7 network.
- 9.7.2 The connectivity provided by SS7 Network Interconnection shall fully support the functions of BellSouth switching systems and databases and Xspeduis or other third-party switching systems with A-link access to the BellSouth SS7 network.
- 9.7.3 If traffic is routed based on dialed or translated digits between a Xspeduis local switching system and a BellSouth or other third-party local switching system, either directly or via a BellSouth tandem switching system, then it is a requirement that the BellSouth SS7 network convey via SS7 Network Interconnection the TCAP messages that are necessary to provide Call Management services (Automatic Callback, Automatic Recall, and Screening List Editing) between the Xspeduis local signaling transfer point switches and BellSouth or other third-party local switch.
- 9.7.4 SS7 Network Interconnection shall provide:
- 9.7.4.1 Signaling Data Link functions, as specified in ANSI T1.111.2;
- 9.7.4.2 Signaling Link functions, as specified in ANSI T1.111.3; and
- 9.7.4.3 Signaling Network Management functions, as specified in ANSI T1.111.4.
- 9.7.5 SS7 Network Interconnection shall provide all functions of the SCCP necessary for Class 0 (basic connectionless) service, as specified in ANSI T1.112. This includes Global Title Translation (GTT) and SCCP Management procedures, as specified in ANSI T1.112.4. Where the destination signaling point is a BellSouth switching system or DB, or is another third-party local or tandem switching system directly connected to the BellSouth SS7 network, SS7 Network Interconnection shall include final GTT of messages to the destination and SCCP Subsystem Management of the destination. Where the destination signaling point is a Xspeduis local or tandem switching system, SS7 Network Interconnection shall include intermediate GTT of messages to a gateway pair of Xspeduis local STPs, and shall not include SCCP Subsystem Management of the destination.
- 9.7.6 SS7 Network Interconnection shall provide all functions of the Integrated Services Digital Network User Part, as specified in ANSI T1.113.
- 9.7.7 SS7 Network Interconnection shall provide all functions of the TCAP, as specified in ANSI T1.114.

- 9.7.8 If Internetwork MRVT and SRVT become approved ANSI standards and available capabilities of BellSouth STPs, SS7 Network Interconnection may provide these functions of the OMAP.
- 9.7.9 Interface Requirements
- 9.7.9.1 The following SS7 Network Interconnection interface options are available to connect Xspeduis or Xspeduis-designated local or tandem switching systems or signaling transfer point switches to the BellSouth SS7 network:
- 9.7.9.1.1 A-link interface from Xspeduis local or tandem switching systems; and
- 9.7.9.1.2 B-link interface from Xspeduis STPs.
- 9.7.9.2 The Signaling Point of Interconnection for each link shall be located at a cross-connect element in the central office where the BellSouth STP is located. There shall be a DS1 or higher rate transport interface at each of the Signaling Points of interconnection. Each signaling link shall appear as a DS0 channel within the DS1 or higher rate interface.
- 9.7.9.3 BellSouth shall provide intraoffice diversity between the Signaling Points of Interconnection and the BellSouth STP, so that no single failure of intraoffice facilities or equipment shall cause the failure of both B-links in a layer connecting to a BellSouth STP.
- 9.7.9.4 The protocol interface requirements for SS7 Network Interconnection include the MTP, ISDNUP, SCCP, and TCAP. These protocol interfaces shall conform to the applicable industry standard technical references.
- 9.7.9.5 BellSouth shall set message screening parameters to accept messages from Xspeduis local or tandem switching systems destined to any signaling point in the BellSouth SS7 network with which the Xspeduis switching system has a valid signaling relationship.

10 Operator Services (Operator Call Processing and Directory Assistance)

- 10.1 Operator Call Processing provides: (1) operator handling for call completion (for example, collect, third number billing, and manual calling-card calls), (2) operator or automated assistance for billing after the end user has dialed the called number (for example, calling card calls); and (3) special services including but not limited to Busy Line Verification and Emergency Line Interrupt (ELI), Emergency Agency Call, and Operator-assisted Directory Assistance.
- 10.2 Upon request for BellSouth Operator Call Processing, BellSouth shall:
- 10.2.1 Process 0+ and 0- dialed local calls.

- 10.2.2 Process 0+ and 0- intraLATA toll calls.
- 10.2.3 Process calls that are billed to Xspeduis end user's calling card that can be validated by BellSouth.
- 10.2.4 Process person-to-person calls.
- 10.2.5 Process collect calls.
- 10.2.6 Provide the capability for callers to bill to a third party and shall also process such calls.
- 10.2.7 Process station-to-station calls.
- 10.2.8 Process Busy Line Verify and Emergency Line Interrupt requests.
- 10.2.9 Process emergency call trace originated by Public Safety Answering Points.
- 10.2.10 Process operator-assisted directory assistance calls.
- 10.2.11 Adhere to equal access requirements, providing Xspeduis local end users the same IXC access as provided to BellSouth end users.
- 10.2.12 Exercise at least the same level of fraud control in providing Operator Service to Xspeduis that BellSouth provides for its own operator service.
- 10.2.13 Perform Billed Number Screening when handling Collect, Person-to-Person, and Billed-to-Third-Party calls.
- 10.2.14 Direct customer account and other similar inquiries to the customer service center designated by Xspeduis.
- 10.2.15 Provide call records to Xspeduis in accordance with ODUF standards specified in Attachment 7.
- 10.2.16 The interface requirements shall conform to the interface specifications for the platform used to provide Operator Services as long as the interface conforms to industry standards.
- 10.3 **Directory Assistance Service**
- 10.3.1 Directory Assistance Service provides local and non-local end user telephone number listings with the option to complete the call at the caller's direction separate and distinct from local switching.
- 10.3.2 Directory Assistance Service shall provide up to two listing requests per call. If available and if requested by Xspeduis's end user, BellSouth shall provide caller-

optional directory assistance call completion service at rates contained in this Attachment to one of the provided listings.

10.3.3 Directory Assistance Service Updates

10.3.3.1 BellSouth shall update end user listings changes daily. These changes include:

10.3.3.1.1 New end user connections

10.3.3.1.2 End user disconnections

10.3.3.1.3 End user address changes

10.3.3.2 These updates shall also be provided for non-listed and non-published numbers for use in emergencies.

10.4 Branding for Operator Call Processing and Directory Assistance

10.4.1 BellSouth's branding feature provides a definable announcement to Xspeduis end users using Directory Assistance (DA)/Operator Call Processing (OCP) prior to placing such end users in queue or connecting them to an available operator or automated operator system. This feature allows Xspeduis to have its calls custom branded with Xspeduis's name on whose behalf BellSouth is providing Directory Assistance and/or Operator Call Processing. Rates for the branding features are set forth in this Attachment.

10.4.2 BellSouth offers three branding offering options to Xspeduis when ordering BellSouth's Directory Assistance and Operator Call Processing: BellSouth Branding, Unbranding and Custom Branding.

10.4.3 Upon receipt of the custom branding order from Xspeduis, the order is considered firm after ten business days. Should Xspeduis decide to cancel the order, written notification to <customer_name's> BellSouth Account Executive is required. If Xspeduis decides to cancel after ten business days from receipt of the custom branding order, Xspeduis shall pay all charges per the order.

10.4.4 Selective Call Routing Using Line Class Codes (SCR-LCC)

10.4.4.1 Where Xspeduis purchases unbundled local switching from BellSouth and utilizes an Operator Services Provider other than BellSouth, BellSouth will route Xspeduis's end user calls to that provider through Selective Call Routing.

10.4.4.2 Selective Call Routing using Line Class Codes (SCR-LCC) provides the capability for Xspeduis to have its OCP/DA calls routed to BellSouth's OCP/DA platform for BellSouth provided Custom Branded or Unbranded OCP/DA or to its own or an alternate OCP/DA platform for Self-Branded OCP/DA. SCR-LCC is only

available if line class code capacity is available in the requested BellSouth end office switches.

- 10.4.4.3 Custom Branding for Directory Assistance is not available for certain classes of service, including but not limited to Hotel/Motel services, WATS service, and certain PBX services.
- 10.4.4.4 Where available, Xspeduis specific and unique line class codes are programmed in each BellSouth end office switch where Xspeduis intends to serve end users with customized OCP/DA branding. The line class codes specifically identify Xspeduis's end users so OCP/DA calls can be routed over the appropriate trunk group to the requested OCP/DA platform. Additional line class codes are required in each end office if the end office serves multiple NPAs (i.e., a unique LCC is required per NPA), and/or if the end office switch serves multiple rate areas and Xspeduis intends to provide Xspeduis -branded OCP/DA to its end users in these multiple rate areas.
- 10.4.4.5 BellSouth Branding is the default branding offering.
- 10.4.4.6 SCR-LCC supporting Custom Branding and Self Branding require Xspeduis to order dedicated trunking from each BellSouth end office identified by Xspeduis, either to the BellSouth Traffic Operator Position System (TOPS) for Custom Branding or to the Xspeduis Operator Service Provider for Self Branding. Separate trunk groups are required for Operator Services and for Directory Assistance. Rates for trunks are set forth in applicable BellSouth tariffs.
- 10.4.4.7 Unbranding - Unbranded Directory Assistance and/or Operator Call Processing calls ride common trunk groups provisioned by BellSouth from those end offices identified by Xspeduis to the BellSouth TOPS. These calls are routed to "No Announcement."
- 10.4.4.8 The Rates for SCR-LCC are as set forth in this Attachment. There is a nonrecurring charge for the establishment of each Line Class Code in each BellSouth central office. Furthermore, for Unbranded and Custom Branded OCP/DA provided by BellSouth Operator Services with unbundled ports and unbundled port/loop switch combinations, monthly recurring usage charges shall apply for the UNEs necessary to provide the service, such as end office and tandem switching and common transport. A flat rated end office switching charge shall apply to Self-Branded OCP/DA when used in conjunction with unbundled ports and unbundled port/loop switch combinations.
- 10.4.4.9 UNE Provider Branding via Originating Line Number Screening (OLNS)
- 10.4.5.1 BellSouth Branding, Unbranding and Custom Branding are also available for Directory Assistance, Operator Call Processing or both via Originating Line Number Screening (OLNS) software. When utilizing this method of Unbranding

or Custom Branding, Xspeduis shall not be required to purchase dedicated trunking.

- 10.4.5.2 For BellSouth to provide Unbranding or Custom Branding via OLNS software for Operator Call Processing or for Directory Assistance, Xspeduis must have its Operating Company Number (“OCN(s)”) and telephone numbers reside in BellSouth’s LIDB; however, a BellSouth LIDB Storage Agreement is not required. To implement Unbranding and Custom Branding via OLNS software, Xspeduis must submit a manual order form which requires, among other things, Xspeduis’s OCN and a forecast for the traffic volume anticipated for each BellSouth TOPS during the peak busy hour. Xspeduis shall provide updates to such forecast on a quarterly basis and at any time such forecasted traffic volumes are expected to change significantly. Upon Xspeduis’s purchase of Unbranding or Custom Branding using OLNS software for any particular TOPS, all Xspeduis end users served by that TOPS will receive the Unbranded “no announcement” or the Custom Branded announcement.
- 10.4.5.3 BellSouth Branding is the default branding offering.
- 10.4.5.4 Rates for Unbranding and Custom Branding via OLNS software for Directory Assistance and for Operator Call Processing are as set forth in this Attachment. Notwithstanding anything to the contrary in this Agreement, to the extent BellSouth is unable to bill Xspeduis applicable charges currently, BellSouth shall track such charges and will bill the same retroactively at such time as a billing process is implemented. In addition to the charges for Unbranding and Custom Branding via OLNS software, Xspeduis shall continue to pay BellSouth applicable labor and other charges for the use of BellSouth’s Directory Assistance and Operator Call Processing platforms as set forth in this Attachment. Further, where Xspeduis is purchasing unbundled local switching from BellSouth, UNE usage charges for end office switching, tandem switching and transport, as applicable, shall continue to apply.
- 10.4.6 **Facilities Based Carrier Branding**
- 10.4.6.1 All Service Levels require Xspeduis to order dedicated trunking from their end office(s) point of interface to the BellSouth TOPS Switches. Rates for trunks are set forth in applicable BellSouth tariffs.
- 10.4.6.2 Unbranding is the default branding offering.
- 10.4.6.3 Rates for Custom Branded OCP/DA are set forth in this Attachment.
- 10.4.6.4 Customized Branding includes charges for the recording of the branding announcement and the loading of the audio units in each TOPS Switch and Network Applications Vehicle (NAV) equipment for which Xspeduis requires service.

- 10.4.6.5 Directory Assistance customized branding uses:
 - 10.4.6.5.1 the recording of Xspeduis;
 - 10.4.6.5.2 the loading on the Digital Recorded Announcement Machine (DRAM) in each TOPS switch.
- 10.4.6.6 Operator Call Processing customized branding uses:
 - 10.4.6.6.1 the recording of Xspeduis;
 - 10.4.6.6.2 the loading on the DRAM in the TOPS Switch (North Carolina);
 - 10.4.6.6.3 the loading on the Network Applications Vehicle (NAV). All NAV shelves within the region where the customer is offering service must be loaded.
- 10.5 **Directory Assistance Database Service (DADS)**
 - 10.5.1 BellSouth shall make its Directory Assistance Database Service (DADS) available at the rates set forth in this Attachment solely for the expressed purpose of providing Directory Assistance type services to Xspeduis end users. The term “end user” denotes any entity that obtains Directory Assistance type services for its own use from a DADS customer. Directory Assistance type service is defined as Voice Directory Assistance (DA Operator assisted) and Electronic Directory Assistance (Data System assisted). Xspeduis agrees that DADS will not be used for any purpose that violates federal or state laws, statutes, regulatory orders or tariffs. For the purposes of provisioning a Directory Assistance type service, all terms and conditions of GSST A38 apply and are incorporated by reference herein. Except for the permitted uses, Xspeduis agrees not to disclose DADS to others and shall provide due care in providing for the security and confidentiality of DADS.
 - 10.5.2 BellSouth shall initially provide Xspeduis with a Base File of subscriber listings via magnetic tape. DADS is available and may be ordered on a Business, Residence or combined Business and Residence listings basis for each central office requested. BellSouth will require approximately 30- 45 days after receiving an order from Xspeduis to prepare the Base File.
 - 10.5.3 BellSouth will provide updates on either a daily or weekly basis reflecting all listing change activity occurring since Xspeduis’s previous update. Delivery of updates will commence immediately after Xspeduis receives the Base File. Updates will be provided via magnetic tape unless BellSouth and Xspeduis mutually develop CONNECT: Direct™ electronic connectivity. Xspeduis will pay all costs associated with CONNECT: Direct™ connectivity, which will vary depending upon volume and mileage.

10.5.4 Xspeduis authorizes the inclusion of Xspeduis Directory Assistance listings in the BellSouth Directory Assistance products, including but not limited to DADS. Any other use is not authorized.

10.6 **Direct Access to Directory Assistance Service**

10.6.1 Direct Access to Directory Assistance Service (DADAS) will provide Xspeduis's directory assistance operators with the ability to search, using a standard directory assistance search format, the same listing information that is available to BellSouth operators including all available BellSouth subscriber listings, all available listings associated with lines resold by competitive local exchange carriers, and all available listings associated with lines provisioned by local exchange carriers that provide their listings to BellSouth. DADAS will also provide Xspeduis with the ability to search all listings BellSouth obtains from sources other than the provider of the local exchange lines associated with the listings. The search format will be provided to Xspeduis by BellSouth upon subscription to the service. Subscription to DADAS requires that Xspeduis utilize its own switch, operator workstations, directory assistance operators, transport facilities, and optional audio subsystems.

10.6.2 Rates, terms and conditions for provisioning DADAS are as set forth in the FCC tariff No. 1.

11 **Automatic Location Identification/Data Management System (ALI/DMS)**

11.1 The ALI/DMS Database contains end user information (including name, address, telephone information, and sometimes special information from the local service provider or end user) used to determine to which Public Safety Answering Point ("PSAP") to route the call. The ALI/DMS database is used to provide enhanced routing flexibility for E911.

11.2 Technical Requirements

11.2.1 BellSouth shall provide Xspeduis access to the ALI/DMS database. BellSouth shall provide error reports from the ALI/DMS database to Xspeduis after Xspeduis provides end user information for input into the ALI/DMS database.

11.2.2 When BellSouth is responsible for administering the ALI/DMS database in its entirety, ported number NXXs entries for the ported numbers should be maintained unless Xspeduis requests otherwise and shall be updated if Xspeduis requests, provided Xspeduis supplies BellSouth with the updates.

11.2.3 When Remote Call Forwarding (RCF) is used to provide number portability to the local end user and a remark or other appropriate field information is available in the database, the shadow or "forwarded-to" number and an indication that the number is ported shall be added to the customer record.

- 11.2.4 If BellSouth is responsible for configuring PSAP features (for cases when the PSAP or BellSouth supports an ISDN interface) it shall ensure that CLASS Automatic Recall (Call Return) is not used to call back to the ported number. Although BellSouth currently does not have ISDN interface, BellSouth agrees to comply with this requirement once ISDN interfaces are in place.
- 11.3 Interface Requirements
- 11.3.1 The interface between the E911 Switch or Tandem and the ALI/DMS database for Xspeduis end users shall meet industry standards.

12 Calling Name (CNAM) Database Service

- 12.1 CNAM is the ability to associate a name with the calling party number, allowing the end user (to which a call is being terminated) to view the calling party's name before the call is answered. This service also provides Xspeduis the opportunity to load and store its subscriber names in the BellSouth CNAM SCPs.
- 12.2 Xspeduis shall submit to BellSouth a notice of its intent to access and utilize BellSouth CNAM Database Services. Said notice shall be in writing, no less than 60 days prior to Xspeduis's access to BellSouth's CNAM Database Services and shall be addressed to Xspeduis's Account Manager.
- 12.3 BellSouth's provision of CNAM Database Services to Xspeduis requires interconnection from Xspeduis to BellSouth CNAM Service Control Points (SCPs). Such interconnections shall be established pursuant to Attachment 3 of this Agreement, incorporated herein by this reference.
- 12.4 In order to formulate a CNAM query to be sent to the BellSouth CNAM SCP, Xspeduis shall provide its own CNAM SSP. Xspeduis's CNAM SSPs must be compliant with TR-NWT-001188, "CLASS Calling Name Delivery Generic Requirements".
- 12.5 If Xspeduis elects to access the BellSouth CNAM SCP via a third party CCS7 transport provider, the third party CCS7 provider shall interconnect with the BellSouth CCS7 network according to BellSouth's Common Channel Signaling Interconnection Guidelines and Telcordia's CCS Network Interface Specification document, TR-TSV-000905. In addition, the third party provider shall establish CCS7 interconnection at the BellSouth Local Signal Transfer Points (LSTPs) serving the BellSouth CNAM SCPs that Xspeduis desires to query.
- 12.6 If Xspeduis queries the BellSouth CNAM SCP via a third party national SS7 transport provider, the third party SS7 provider shall interconnect with the BellSouth CCS7 network according to BellSouth's Common Channel Signaling Interconnection Guidelines and Telcordia's CCS Network Interface Specification document, TR-TSV-000905. In addition, the third party provider shall establish SS7 interconnection at one or more of the BellSouth Gateway Signal Transfer

Points (STPs). The payment of all costs associated with the transport of SS7 signals via a third party will be established by mutual agreement of the Parties and this Agreement shall be amended in accordance with modification of the General Terms and Conditions incorporated herein by this reference.

- 12.7 The mechanism to be used by Xspeduis for initial CNAM record load and/or updates shall be determined by mutual agreement. The initial load and all updates shall be provided by Xspeduis in the BellSouth specified format and shall contain records for every working telephone number that can originate phone calls. It is the responsibility of Xspeduis to provide accurate information to BellSouth on a current basis.
- 12.8 Updates to the SMS shall occur no less than once a week, reflect service order activity affecting either name or telephone number, and involve only record additions, deletions or changes.
- 12.9 Xspeduis CNAM records provided for storage in the BellSouth CNAM SCP shall be available, on a SCP query basis only, to all Parties querying the BellSouth CNAM SCP. Further, CNAM service shall be provided by each Party consistent with state and/or federal regulation.

13 Service Creation Environment and Service Management System (SCE/SMS) Advanced Intelligent Network (AIN) Access

- 13.1 BellSouth's Service Creation Environment and Service Management System (SCE/SMS) Advanced Intelligent Network (AIN) Access shall provide Xspeduis the capability to create service applications in a BellSouth SCE and deploy those applications in a BellSouth SMS to a BellSouth SCP.
- 13.2 BellSouth's SCE/SMS AIN Access shall provide access to SCE hardware, software, testing and technical support (e.g., help desk, system administrator) resources available to Xspeduis. Training, documentation, and technical support will address use of SCE and SMS access and administrative functions, but will not include support for the creation of a specific service application.
- 13.3 BellSouth SCP shall partition and protect Xspeduis service logic and data from unauthorized access.
- 13.4 When Xspeduis selects SCE/SMS AIN Access, BellSouth shall provide training, documentation, and technical support to enable Xspeduis to use BellSouth's SCE/SMS AIN Access to create and administer applications.
- 13.5 Xspeduis access will be provided via remote data connection (e.g., dial-in, ISDN).
- 13.6 BellSouth shall allow Xspeduis to download data forms and/or tables to BellSouth SCP via BellSouth SMS without intervention from BellSouth.

14 Basic 911 and E911

- 14.1 Basic 911 and E911 provides a caller access to the applicable emergency service bureau by dialing 911.
- 14.2 Basic 911 Service Provisioning. BellSouth will provide to Xspeduis a list consisting of each municipality that subscribes to Basic 911 service. The list will also provide, if known, the E911 conversion date for each municipality and, for network routing purposes, a ten-digit directory number representing the appropriate emergency answering position for each municipality subscribing to 911. Xspeduis will be required to arrange to accept 911 calls from its end users in municipalities that subscribe to Basic 911 service and translate the 911 call to the appropriate 10-digit directory number as stated on the list provided by BellSouth. Xspeduis will be required to route that call to BellSouth at the appropriate tandem or end office. When a municipality converts to E911 service, Xspeduis will be required to begin using E911 procedures.
- 14.3 E911 Service Provisioning. Xspeduis shall install a minimum of two dedicated trunks originating from the Xspeduis serving wire center and terminating to the appropriate E911 tandem. The dedicated trunks shall be, at a minimum, DS-0 level trunks configured either as a 2-wire analog interface or as part of a digital (1.544 Mb/s) interface. Either configuration shall use CAMA-type signaling with multifrequency (“MF”) pulsing that will deliver automatic number identification (“ANI”) with the voice portion of the call. If the user interface is digital, MF pulses, as well as other AC signals, shall be encoded per the u-255 Law convention. Xspeduis will be required to provide BellSouth daily updates to the E911 database. Xspeduis will be required to forward 911 calls to the appropriate E911 tandem, along with ANI, based upon the current E911 end office to tandem homing arrangement as provided by BellSouth. If the E911 tandem trunks are not available, Xspeduis will be required to route the call to a designated 7-digit local number residing in the appropriate Public Service Answering Point (“PSAP”). This call will be transported over BellSouth’s interoffice network and will not carry the ANI of the calling party. Xspeduis shall be responsible for providing BellSouth with complete and accurate data for submission to the 911/E911 database for the purpose of providing 911/E911 to its end users.
- 14.4 Rates. Charges for 911/E911 service are borne by the municipality purchasing the service. BellSouth will impose no charge on Xspeduis beyond applicable charges for BellSouth trunking arrangements.
- 14.5 Basic 911 and E911 functions provided to Xspeduis shall be at least at parity with the support and services that BellSouth provides to its end users for such similar functionality.

- 14.6 The detailed practices and procedures for 911/E911 services are contained in the E911 Local Exchange Carrier Guide For Facility-Based Providers as amended from time to time during the term of this Agreement.

15 Operational Support Systems (OSS)

- 15.1 BellSouth has developed and made available the following electronic interfaces by which Xspeduis may submit LSRs electronically.

LENS	Local Exchange Navigation System
EDI	Electronic Data Interchange
TAG	Telecommunications Access Gateway

- 15.2 LSRs submitted by means of one of these electronic interfaces will incur an OSS electronic ordering charge. An individual LSR will be identified for billing purposes by its Purchase Order Number (PON). LSRs submitted by means other than one of these interactive interfaces (mail, fax, courier, etc.) will incur a manual order charge. All OSS charges are specified in Rate Exhibit B of this Attachment 2.

- 15.3 Denial/Restoral OSS Charge

- 15.3.1 In the event Xspeduis provides a list of customers to be denied and restored, rather than an LSR, each location on the list will require a separate PON and, therefore will be billed as one LSR per location.

- 15.4 Cancellation OSS Charge

- 15.4.1 Xspeduis will incur an OSS charge for an accepted LSR that is later canceled.

- 15.4.2 Supplements or clarifications to a previously billed LSR will not incur another OSS charge.

- 15.4.3 Network Elements and Other Services Manual Additive

- 15.4.4 The Commissions in some states have ordered per-element manual additive non-recurring charges (NRC) for Network Elements and Other Services ordered by means other than one of the interactive interfaces. These ordered Network Elements and Other Services manual additive NRCs will apply in these states, rather than the charge per LSR. The per-element charges are listed on the Rate Tables in Exhibit B.

EXHIBIT A**LINE INFORMATION DATA BASE (LIDB)****FACILITIES BASED STORAGE AGREEMENT****I. Definitions**

- A. Billing number - a number that Xspeduis creates for the purpose of identifying an account liable for charges. This number may be a line or a special billing number.
- B. Line number - a ten-digit number that identifies a telephone line administered by Xspeduis.
- C. Special billing number - a ten-digit number that identifies a billing account established by Xspeduis.
- D. Calling Card number - a billing number plus PIN number.
- E. PIN number - a four-digit security code assigned by Xspeduis that is added to a billing number to compose a fourteen-digit calling card number.
- F. Toll billing exception indicator - associated with a billing number to indicate that it is considered invalid for billing of collect calls or third number calls or both, by Xspeduis.
- G. Billed Number Screening - refers to the activity of determining whether a toll billing exception indicator is present for a particular billing number.
- H. Calling Card Validation - refers to the activity of determining whether a particular calling card number exists as stated or otherwise provided by a caller.
- I. Billing number information - information about billing number, Calling Card number and toll billing exception indicator provided to BellSouth by Xspeduis.

II. General

- A. This Agreement sets forth the terms and conditions pursuant to which BellSouth agrees to store in its LIDB certain information at the request of Xspeduis and pursuant to which BellSouth, its LIDB customers and Xspeduis shall have access to such information. In addition, this Agreement sets forth the terms and conditions for Xspeduis's provision of billing number information to BellSouth for inclusion in BellSouth's LIDB. Xspeduis understands that BellSouth provides access to information in its LIDB to various telecommunications service providers pursuant to applicable tariffs and agrees that information stored at the request of Xspeduis, pursuant to this Agreement, shall be available to those telecommunications service providers. The terms and conditions contained herein shall hereby be made a part of this Interconnection Agreement upon notice to Xspeduis's account team and/or Local Contract Manager to activate this LIDB Storage Agreement. The General Terms and

Conditions of the Interconnection/Resale Agreement shall govern this LIDB Storage Agreement.

B. BellSouth will provide responses to on-line, call-by-call queries to billing number information for the following purposes:

1. Billed Number Screening

BellSouth is authorized to use the billing number information to determine whether Xspeduis has identified the billing number as one that should not be billed for collect or third number calls.

2. Calling Card Validation

BellSouth is authorized to validate a 14-digit Calling Card number where the first 10 digits are a line number or special billing number assigned by BellSouth and where the last four digits (PIN) are a security code assigned by BellSouth.

3. Fraud Control

BellSouth will provide seven days per week, 24-hours per day, fraud monitoring on Calling Cards, bill-to-third and collect calls made to numbers in BellSouth's LIDB, provided that such information is included in the LIDB query. BellSouth will establish fraud alert thresholds and will notify Xspeduis of fraud alerts so that Xspeduis may take action it deems appropriate.

III. Responsibilities of the Parties

A. BellSouth will administer all data stored in the LIDB, including the data provided by Xspeduis pursuant to this Agreement, in the same manner as BellSouth's data for BellSouth's end user customers. BellSouth shall not be responsible to Xspeduis for any lost revenue which may result from BellSouth's administration of the LIDB pursuant to its established practices and procedures as they exist and as they may be changed by BellSouth in its sole discretion from time to time.

B. Billing and Collection Customers

BellSouth currently has in effect numerous billing and collection agreements with various interexchange carriers and billing clearinghouses and as such these billing and collection customers ("B&C Customers") query BellSouth's LIDB to determine whether to accept various billing options from end users. Until such time as BellSouth implements in its LIDB and its supporting systems the means to differentiate Xspeduis's data from BellSouth's data, the following terms and conditions shall apply:

1. Xspeduis will accept responsibility for telecommunications services billed by BellSouth for its B&C Customers for Xspeduis's End User accounts which are resident in LIDB pursuant to this Agreement. Xspeduis authorizes BellSouth to

place such charges on Xspeduis's bill from BellSouth and shall pay all such charges including, but not limited to, collect and third number calls.

2. Charges for such services shall appear on a separate BellSouth bill page identified with the name of the B&C Customers for which BellSouth is billing the charge.
3. Xspeduis shall have the responsibility to render a billing statement to its End Users for these charges, but Xspeduis shall pay BellSouth for the charges billed regardless of whether Xspeduis collects from Xspeduis's End Users.
4. BellSouth shall have no obligation to become involved in any disputes between Xspeduis and B&C Customers. BellSouth will not issue adjustments for charges billed on behalf of any B&C Customer to Xspeduis. It shall be the responsibility of Xspeduis and the B&C Customers to negotiate and arrange for any appropriate adjustments.

C. SPNP Arrangements

1. BellSouth will include billing number information associated with exchange lines or SPNP arrangements in its LIDB. Xspeduis will request any toll billing exceptions via the Local Service Request (LSR) form used to order exchange lines, or the SPNP service request form used to order SPNP arrangements.
2. Under normal operating conditions, BellSouth shall include the billing number information in its LIDB upon completion of the service order establishing either the local exchange service or the SPNP arrangement, provided that BellSouth shall not be held responsible for any delay or failure in performance to the extent such delay or failure is caused by circumstances or conditions beyond BellSouth's reasonable control. BellSouth will store in its LIDB an unlimited volume of the working telephone numbers associated with either the local exchange lines or the SPNP arrangements. For local exchange lines or for SPNP arrangements, BellSouth will issue line-based calling cards only in the name of Xspeduis. BellSouth will not issue line-based calling cards in the name of Xspeduis's individual End Users. In the event that Xspeduis wants to include calling card numbers assigned by Xspeduis in the BellSouth LIDB, a separate agreement is required.

V. Fees for Service and Taxes

- A. Xspeduis will not be charged a fee for storage services provided by BellSouth to Xspeduis, as described in this LIDB Facilities Based Storage Agreement.
- B. Sales, use and all other taxes (excluding taxes on BellSouth's income) determined by BellSouth or any taxing authority to be due to any federal, state or local taxing jurisdiction with respect to the provision of the service set forth herein will be paid by Xspeduis in accordance with the tax provisions set forth in the General Terms and Conditions of this Agreement.

UNBUNDLED NETWORK ELEMENTS - Louisiana										Attachment: 2		Exhibit: B			
CATEGORY	RATE ELEMENTS	Interim	Zone	BCS	USOC	RATES(\$)				Svc Order Submitted Elec per LSR	Svc Order Submitted Manually per LSR	Incremental Charge - Manual Svc Order vs. Electronic-1st	Incremental Charge - Manual Svc Order vs. Electronic-Add'l	Incremental Charge - Manual Svc Order vs. Electronic-Disc 1st	Incremental Charge - Manual Svc Order vs. Electronic-Disc Add'l
						Rec	Nonrecurring		Nonrecurring Disconnect						
							First	Add'l	First	Add'l	SOME C	SOMAN	SOMAN	SOMAN	SOMAN
OPERATIONAL SUPPORT SYSTEMS															
NOTE: (1) Electronic Service Order: CLEC should contact its contract negotiator if it prefers the state specific electronic service ordering charges as ordered by the State Commissions. The electronic service ordering charge currently contained in this rate exhibit is the BellSouth regional electronic service ordering charge. CLEC may elect either the state specific Commission ordered rates for the electronic service ordering charges, or CLEC may elect the regional electronic service ordering charge.															
NOTE: (2) Any element that can be ordered electronically will be billed according to the SOME C rate listed in this category. Please refer to BellSouth's Business Rules for Local Ordering (BBR-LO) to determine if a product can be ordered electronically. For those elements that cannot be ordered electronically at present per the BBR-LO, the listed SOME C rate in this category reflects the charge that would be billed to a CLEC once electronic ordering capabilities come on-line for that element. Otherwise, the manual ordering charge, SOMAN, will be applied to a CLECs bill when it submits an LSR to BellSouth.															
	Electronic OSS Charge, per LSR, submitted via BST's OSS interactive interfaces (Regional)					SOME C	3.50								
UNBUNDLED EXCHANGE ACCESS LOOP															
2-WIRE ANALOG VOICE GRADE LOOP															
	2-Wire Analog Voice Grade Loop - Service Level 1- Zone 1		1	UEANL	UEAL2		12.90	36.54	16.87			15.20			
	2-Wire Analog Voice Grade Loop - Service Level 1- Zone 2		2	UEANL	UEAL2		23.33	36.54	16.87			15.20			
	2-Wire Analog Voice Grade Loop - Service Level 1- Zone 3		3	UEANL	UEAL2		48.43	36.54	16.87			15.20			
	Loop Testing - Basic 1st Half Hour			UEANL	URET1			33.17	33.17			15.20			
	Loop Testing - Basic Additional Half Hour			UEANL	URETA			19.28	19.28			15.20			
	CLEC to CLEC Conversion Charge Without Outside Dispatch (UVL-SL1)			UEANL	UREWO			15.75	8.93			15.20			
	Engineering Information Document (EI)			UEANL				13.04	13.04						
	Manual Order Coordination for UVL-SL1s (per loop)			UEANL	UEAMC			7.92	7.92						
	Order Coordination for Specified Conversion Time for UVL-SL1 (per LSR)			UEANL	OCOSL			17.56	17.56						
2-WIRE Unbundled COPPER LOOP															
	2-Wire Unbundled Copper Loop - Non-Designed Zone 1	I	1	UEQ	UEQ2X		12.40	35.27	15.60			15.20			
	2 Wire Unbundled Copper Loop - Non-Designed - Zone 2	I	2	UEQ	UEQ2X		14.32	35.27	15.60			15.20			
	2 Wire Unbundled Copper Loop - Non-Designed - Zone 3	I	3	UEQ	UEQ2X		16.87	35.27	15.60			15.20			
	Order Coordination 2 Wire Unbundled Copper Loop - Non-Designed (per loop)			UEQ	USBMC			7.92	7.92						
	Engineering Information Document			UEQ				13.04	13.04						
	Loop Testing - Basic 1st Half Hour			UEQ	URET1			33.17	33.17			15.20			
	Loop Testing - Basic Additional Half Hour			UEQ	URETA			19.28	19.28			15.20			
	CLEC to CLEC Conversion Charge Without Outside Dispatch (UCL-ND)			UEQ	UREWO			14.25	7.42			15.20			
UNBUNDLED EXCHANGE ACCESS LOOP															
2-WIRE ANALOG VOICE GRADE LOOP															
	2 Wire Analog Voice Grade Loop-Service Level 1-Line Splitting-Zone 1		1	UEPSR UEPSB	UEALS		12.90	36.54	16.87	0.00	0.00	15.20			
	2 Wire Analog Voice Grade Loop-Service Level 1-Line Splitting-Zone 1		1	UEPSR UEPSB	UEABS		12.90	36.54	16.87	0.00	0.00	15.20			
	2 Wire Analog Voice Grade Loop- Service Level 1-Line Splitting-Zone 2		2	UEPSR UEPSB	UEALS		23.33	36.54	16.87	0.00	0.00	15.20			
	2 Wire Analog Voice Grade Loop- Service Level 1-Line Splitting-Zone 2		2	UEPSR UEPSB	UEABS		23.33	36.54	16.87	0.00	0.00	15.20			
	2 Wire Analog Voice Grade Loop-Service Level 1-Line Splitting-Zone 3		3	UEPSR UEPSB	UEALS		48.43	36.54	16.87	0.00	0.00	15.20			
	2 Wire Analog Voice Grade Loop-Service Level 1-Line Splitting-Zone 3		3	UEPSR UEPSB	UEABS		48.43	36.54	16.87	0.00	0.00	15.20			
UNBUNDLED EXCHANGE ACCESS LOOP															
2-WIRE ANALOG VOICE GRADE LOOP															
	2-Wire Analog Voice Grade Loop - Service Level 2 w/Loop or Ground Start Signaling - Zone 1		1	UEA	UEAL2		14.93	102.10	65.72						
	2-Wire Analog Voice Grade Loop - Service Level 2 w/Loop or Ground Start Signaling - Zone 2		2	UEA	UEAL2		25.35	102.10	65.72			15.20			
	2-Wire Analog Voice Grade Loop - Service Level 2 w/Loop or Ground Start Signaling - Zone 3		3	UEA	UEAL2		50.46	102.10	65.72			15.20			
	Order Coordination for Specified Conversion Time (per LSR)			UEA	OCOSL			17.56							
	2-Wire Analog Voice Grade Loop - Service Level 2 w/Reverse Battery Signaling - Zone 1		1	UEA	UEAR2		14.93	102.10	65.72			15.20			

UNBUNDLED NETWORK ELEMENTS - Louisiana										Attachment: 2		Exhibit: B											
CATEGORY	RATE ELEMENTS	Interim	Zone	BCS	USOC	RATES(\$)	Svc Order Submitted Elec per LSR	Svc Order Submitted Manually per LSR	Incremental Charge - Manual Svc Order vs. Electronic-1st	Incremental Charge - Manual Svc Order vs. Electronic-Add'l	Incremental Charge - Manual Svc Order vs. Electronic-Disc 1st	Incremental Charge - Manual Svc Order vs. Electronic-Disc Add'l	OSS Rates(\$)										
													Rec	Nonrecurring		Nonrecurring Disconnect		SOMEc	SOMAN	SOMAN	SOMAN	SOMAN	SOMAN
													First	Add'l	First	Add'l							
	2-Wire Analog Voice Grade Loop - Service Level 2 w/Reverse Battery Signaling - Zone 2		2	UEA	UEAR2	25.35							102.10	65.72									15.20
	2-Wire Analog Voice Grade Loop - Service Level 2 w/Reverse Battery Signaling - Zone 3		3	UEA	UEAR2	50.46							102.10	65.72									15.20
	Order Coordination for Specified Conversion Time (per LSR)			UEA	OCOSL								17.56										
	CLEC to CLEC Conversion Charge without outside dispatch			UEA	UREWO								87.59	36.30									15.20
	4-WIRE ANALOG VOICE GRADE LOOP																						
	4-Wire Analog Voice Grade Loop - Zone 1		1	UEA	UEAL4	30.81							127.40	91.02									15.20
	4-Wire Analog Voice Grade Loop - Zone 2		2	UEA	UEAL4	38.32							127.40	91.02									15.20
	4-Wire Analog Voice Grade Loop - Zone 3		3	UEA	UEAL4	60.39							127.40	91.02									15.20
	Order Coordination for Specified Conversion Time (per LSR)			UEA	OCOSL								17.56										
	CLEC to CLEC Conversion Charge without outside dispatch			UEA	UREWO								87.59	36.30									15.20
	2-WIRE ISDN DIGITAL GRADE LOOP																						
	2-Wire ISDN Digital Grade Loop - Zone 1		1	UDN	U1L2X	22.09							113.34	76.96									15.20
	2-Wire ISDN Digital Grade Loop - Zone 2		2	UDN	U1L2X	35.28							113.34	76.96									15.20
	2-Wire ISDN Digital Grade Loop - Zone 3		3	UDN	U1L2X	65.18							113.34	76.96									15.20
	Order Coordination For Specified Conversion Time (per LSR)			UDN	OCOSL								17.56										
	CLEC to CLEC Conversion Charge without outside dispatch			UDN	UREWO								91.49	44.09									15.20
	2-WIRE Universal Digital Channel (UDC) COMPATIBLE LOOP																						
	2-Wire Universal Digital Channel (UDC) Compatible Loop - Zone 1		1	UDC	UDC2X	22.09							113.34	76.96									15.20
	2-Wire Universal Digital Channel (UDC) Compatible Loop - Zone 2		2	UDC	UDC2X	35.28							113.34	76.96									15.20
	2-Wire Universal Digital Channel (UDC) Compatible Loop - Zone 3		3	UDC	UDC2X	65.18							113.34	76.96									15.20
	CLEC to CLEC Conversion Charge without outside dispatch			UDC	UREWO								91.49	44.09									15.20
	2-WIRE ASYMMETRICAL DIGITAL SUBSCRIBER LINE (ADSL) COMPATIBLE LOOP																						
	2 Wire Unbundled ADSL Loop including manual service inquiry & facility reservation - Zone 1		1	UAL	UAL2X	12.29							117.08	68.36									15.20
	2 Wire Unbundled ADSL Loop including manual service inquiry & facility reservation - Zone 2		2	UAL	UAL2X	14.09							117.08	68.36									15.20
	2 Wire Unbundled ADSL Loop including manual service inquiry & facility reservation - Zone 3		3	UAL	UAL2X	15.75							117.08	68.36									15.20
	Order Coordination for Specified Conversion Time (per LSR)			UAL	OCOSL								17.56										
	2 Wire Unbundled ADSL Loop without manual service inquiry & facility reservaton - Zone 1		1	UAL	UAL2W	12.29							92.83	56.02									15.20
	2 Wire Unbundled ADSL Loop without manual service inquiry & facility reservaton - Zone 2		2	UAL	UAL2W	14.09							92.83	56.02									15.20
	2 Wire Unbundled ADSL Loop without manual service inquiry & facility reservaton - Zone 3		3	UAL	UAL2W	15.75							92.83	56.02									15.20
	Order Coordination for Specified Conversion Time (per LSR)			UAL	OCOSL								17.56										
	CLEC to CLEC Conversion Charge without outside dispatch			UAL	UREWO								86.07	40.34									15.20
	2-WIRE HIGH BIT RATE DIGITAL SUBSCRIBER LINE (HDSL) COMPATIBLE LOOP																						
	2 Wire Unbundled HDSL Loop including manual service inquiry & facility reservation - Zone 1		1	UHL	UHL2X	9.79							125.50	76.77									15.20
	2 Wire Unbundled HDSL Loop including manual service inquiry & facility reservation - Zone 2		2	UHL	UHL2X	11.52							125.50	76.77									15.20
	2 Wire Unbundled HDSL Loop including manual service inquiry & facility reservation - Zone 3		3	UHL	UHL2X	12.74							125.50	76.77									15.20
	Order Coordination for Specified Conversion Time (per LSR)			UHL	OCOSL								17.56										
	2 Wire Unbundled HDSL Loop without manual service inquiry and facility reservation - Zone 1		1	UHL	UHL2W	9.79							101.24	64.43									15.20
	2 Wire Unbundled HDSL Loop without manual service inquiry and facility reservation - Zone 2		2	UHL	UHL2W	11.52							101.24	64.43									15.20
	2 Wire Unbundled HDSL Loop without manual service inquiry and facility reservation - Zone 3		3	UHL	UHL2W	12.74							101.24	64.43									15.20
	Order Coordination for Specified Conversion Time (per LSR)			UHL	OCOSL								17.56										
	CLEC to CLEC Conversion Charge without outside dispatch			UHL	UREWO								86.00	40.34									15.20
	4-WIRE HIGH BIT RATE DIGITAL SUBSCRIBER LINE (HDSL) COMPATIBLE LOOP																						

UNBUNDLED NETWORK ELEMENTS - Louisiana										Attachment: 2		Exhibit: B			
CATEGORY	RATE ELEMENTS	Interim	Zone	BCS	USOC	RATES(\$)				Svc Order Submitted Elec per LSR	Svc Order Submitted Manually per LSR	Incremental Charge - Manual Svc Order vs. Electronic-1st	Incremental Charge - Manual Svc Order vs. Electronic-Add'l	Incremental Charge - Manual Svc Order vs. Electronic-Disc 1st	Incremental Charge - Manual Svc Order vs. Electronic-Disc Add'l
						Rec	Nonrecurring		Nonrecurring Disconnect						
							First	Add'l	First	Add'l	SOMEc	SOMAN	SOMAN	SOMAN	SOMAN
	4 Wire Unbundled HDSL Loop including manual service inquiry and facility reservation - Zone 1		1	UHL	UHL4X	16.24	153.26	104.54				15.20			
	4-Wire Unbundled HDSL Loop including manual service inquiry and facility reservation - Zone 2		2	UHL	UHL4X	16.65	153.26	104.54				15.20			
	4-Wire Unbundled HDSL Loop including manual service inquiry and facility reservation - Zone 3		3	UHL	UHL4X	17.34	153.26	104.54				15.20			
	Order Coordination for Specified Conversion Time (per LSR)			UHL	OCOSL		17.56								
	4-Wire Unbundled HDSL Loop without manual service inquiry and facility reservation - Zone 1		1	UHL	UHL4W	16.24	129.00	92.20				15.20			
	4-Wire Unbundled HDSL Loop without manual service inquiry and facility reservation - Zone 2		2	UHL	UHL4W	16.65	129.00	92.20				15.20			
	4-Wire Unbundled HDSL Loop without manual service inquiry and facility reservation - Zone 3		3	UHL	UHL4W	17.34	129.00	92.20				15.20			
	Order Coordination for Specified Conversion Time (per LSR)			UHL	OCOSL		17.56								
	CLEC to CLEC Conversion Charge without outside dispatch			UHL	UREWO		86.00	40.34				15.20			
	4-WIRE DS1 DIGITAL LOOP														
	4-Wire DS1 Digital Loop - Zone 1		1	USL	USLXX	85.70	245.16	152.98				15.20			
	4-Wire DS1 Digital Loop - Zone 2		2	USL	USLXX	194.96	245.16	152.98				15.20			
	4-Wire DS1 Digital Loop - Zone 3		3	USL	USLXX	491.94	245.16	152.98				15.20			
	Order Coordination for Specified Conversion Time (per LSR)			USL	OCOSL		17.56								
	CLEC to CLEC Conversion Charge without outside dispatch			USL	UREWO		100.93	42.98				15.20			
	4-WIRE 19.2, 56 OR 64 KBPS DIGITAL GRADE LOOP														
	4 Wire Unbundled Digital 19.2 Kbps		1	UDL	UDL19	30.99	121.86	85.48				15.20			
	4 Wire Unbundled Digital 19.2 Kbps		2	UDL	UDL19	36.78	121.86	85.48				15.20			
	4 Wire Unbundled Digital 19.2 Kbps		3	UDL	UDL19	38.92	121.86	85.48				15.20			
	4 Wire Unbundled Digital Loop 56 Kbps - Zone 1		1	UDL	UDL56	30.99	121.86	85.48				15.20			
	4 Wire Unbundled Digital Loop 56 Kbps - Zone 2		2	UDL	UDL56	36.78	121.86	85.48				15.20			
	4 Wire Unbundled Digital Loop 56 Kbps - Zone 3		3	UDL	UDL56	38.92	121.86	85.48				15.20			
	Order Coordination for Specified Conversion Time (per LSR)			UDL	OCOSL		17.56								
	4 Wire Unbundled Digital Loop 64 Kbps - Zone 1		1	UDL	UDL64	30.99	121.86	85.48				15.20			
	4 Wire Unbundled Digital Loop 64 Kbps - Zone 2		2	UDL	UDL64	36.78	121.86	85.48				15.20			
	4 Wire Unbundled Digital Loop 64 Kbps - Zone 3		3	UDL	UDL64	38.92	121.86	85.48				15.20			
	Order Coordination for Specified Conversion Time (per LSR)			UDL	OCOSL		17.56								
	CLEC to CLEC Conversion Charge without outside dispatch			UDL	UREWO		101.97	49.67				15.20			
	2-WIRE Unbundled COPPER LOOP														
	2-Wire Unbundled Copper Loop/Short including manual service inquiry & facility reservation - Zone 1		1	UCL	UCLPB	12.29	116.18	67.46				15.20			
	2-Wire Unbundled Copper Loop/Short including manual service inquiry & facility reservation - Zone 2		2	UCL	UCLPB	14.09	116.18	67.46				15.20			
	2 Wire Unbundled Copper Loop/Short including manual service inquiry & facility reservation - Zone 3		3	UCL	UCLPB	15.75	116.18	67.46				15.20			
	Order Coordination for Unbundled Copper Loops (per loop)			UCL	UCLMC		7.92	7.92							
	2-Wire Unbundled Copper Loop/Short without manual service inquiry and facility reservation - Zone 1		1	UCL	UCLPW	12.29	91.92	55.12				15.20			
	2-Wire Unbundled Copper Loop/Short without manual service inquiry and facility reservation - Zone 2		2	UCL	UCLPW	14.09	91.92	55.12				15.20			
	2-Wire Unbundled Copper Loop/Short without manual service inquiry and facility reservation - Zone 3		3	UCL	UCLPW	15.75	91.92	55.12				15.20			
	Order Coordination for Unbundled Copper Loops (per loop)			UCL	UCLMC		7.92	7.92							
	2-Wire Unbundled Copper Loop/Long - includes manual svc. inquiry and facility reservation - Zone 1		1	UCL	UCL2L	17.21	116.18	67.46				15.20			
	2-Wire Unbundled Copper Loop/Long - includes manual svc. inquiry and facility reservation - Zone 2		2	UCL	UCL2L	24.98	116.18	67.46				15.20			
	2-Wire Unbundled Copper Loop/Long - includes manual svc. inquiry and facility reservation - Zone 3		3	UCL	UCL2L	39.57	116.18	67.46				15.20			
	Order Coordination for Unbundled Copper Loops (per loop)			UCL	UCLMC		7.92	7.92							
	2-Wire Unbundled Copper Loop/Long - without manual service inquiry and facility reservation - Zone 1		1	UCL	UCL2W	17.21	91.92	55.12				15.20			

UNBUNDLED NETWORK ELEMENTS - Louisiana										Attachment: 2		Exhibit: B			
CATEGORY	RATE ELEMENTS	Interim	Zone	BCS	USOC	RATES(\$)		Svc Order Submitted Elec per LSR	Svc Order Submitted Manually per LSR	Incremental Charge - Manual Svc Order vs. Electronic-1st	Incremental Charge - Manual Svc Order vs. Electronic-Add'l	Incremental Charge - Manual Svc Order vs. Electronic-Disc 1st	Incremental Charge - Manual Svc Order vs. Electronic-Disc Add'l		
						Rec	Nonrecurring							Nonrecurring Disconnect	
						First	Add'l	First	Add'l	SOME C	SOMAN	SOMAN	SOMAN	SOMAN	SOMAN
	2-Wire Unbundled Copper Loop/Long - without manual service inquiry and facility reservation - Zone 2		2	UCL	UCL2W	24.98	91.92	55.12			15.20				
	2-Wire Unbundled Copper Loop/Long - without manual service inquiry and facility reservation - Zone 3		3	UCL	UCL2W	39.57	91.92	55.12			15.20				
	Order Coordination for Unbundled Copper Loops (per loop)			UCL	UCLMC		7.92	7.92							
	CLEC to CLEC Conversion Charge without outside dispatch (UCL-Des)			UCL	UREWO		91.92	42.47			15.20				
4-WIRE COPPER LOOP															
	4-Wire Copper Loop/Short - including manual service inquiry and facility reservation - Zone 1		1	UCL	UCL4S	22.27	139.69	90.96			15.20				
	4-Wire Copper Loop/Short - including manual service inquiry and facility reservation - Zone 2		2	UCL	UCL4S	18.95	139.69	90.96			15.20				
	4-Wire Copper Loop/Short - including manual service inquiry and facility reservation - Zone 3		3	UCL	UCL4S	10.99	139.69	90.96			15.20				
	Order Coordination for Unbundled Copper Loops (per loop)			UCL	UCLMC		7.92	7.92							
	4-Wire Copper Loop/Short - without manual service inquiry and facility reservation - Zone 1		1	UCL	UCL4W	22.27	115.43	78.63			15.20				
	4-Wire Copper Loop/Short - without manual service inquiry and facility reservation - Zone 2		2	UCL	UCL4W	18.95	115.43	78.63			15.20				
	4-Wire Copper Loop/Short - without manual service inquiry and facility reservation - Zone 3		3	UCL	UCL4W	10.99	115.43	78.63			15.20				
	Order Coordination for Unbundled Copper Loops (per loop)			UCL	UCLMC		7.92	7.92							
	4-Wire Unbundled Copper Loop/Long - includes manual svc. inquiry and facility reservation - Zone 1		1	UCL	UCL4L	26.17	139.69	90.96			15.20				
	4-Wire Unbundled Copper Loop/Long - includes manual svc. inquiry and facility reservation - Zone 2		2	UCL	UCL4L	28.47	139.69	90.96			15.20				
	4-Wire Unbundled Copper Loop/Long - includes manual svc. inquiry and facility reservation - Zone 3		3	UCL	UCL4L	62.93	139.69	90.96			15.20				
	Order Coordination for Unbundled Copper Loops (per loop)			UCL	UCLMC		7.92	7.92							
	4-Wire Unbundled Copper Loop/Long - without manual svc. inquiry and facility reservation - Zone 1		1	UCL	UCL4O	26.17	115.43	78.63			15.20				
	4-Wire Unbundled Copper Loop/Long - without manual svc. inquiry and facility reservation - Zone 2		2	UCL	UCL4O	28.47	115.43	78.63			15.20				
	4-Wire Unbundled Copper Loop/Long - without manual svc. inquiry and facility reservation - Zone 3		3	UCL	UCL4O	62.93	115.43	78.63			15.20				
	Order Coordination for Unbundled Copper Loops (per loop)			UCL	UCLMC		7.92	7.92							
	CLEC to CLEC Conversion Charge without outside dispatch (UCL-Des)			UCL	UREWO		91.92	42.47			15.20				
LOOP MODIFICATION															
	Unbundled Loop Modification, Removal of Load Coils - 2 Wire pair less than or equal to 18k ft			UAL, UHL, UCL, UEQ, ULS, UEA, UEANL, UDL, UDC, UDN, UDL, USL	ULM2L		0.00	0.00			15.20				
	Unbundled Loop Modification, Removal of Load Coils - 2 wire greater than 18k ft			UCL, ULS	ULM2G		0.00	0.00			15.20				
	Unbundled Loop Modification Removal of Load Coils - 4 Wire less than or equal to 18K ft			UHL, UCL	ULM4L		0.00	0.00			15.20				
	Unbundled Loop Modification Removal of Load Coils - 4 Wire pair greater than 18k ft			UCL	ULM4G		0.00	0.00			15.20				
	Unbundled Loop Modification Removal of Bridged Tap Removal, per unbundled loop			UAL, UHL, UCL, UEQ, UEF, ULS, UEA, UEANL, UDL, UDC, UDN, UDL, USL	ULMBT		12.15	12.15			15.20				
SUB-LOOPS															
Sub-Loop Distribution															
	Sub-Loop - Per Cross Box Location - CLEC Feeder Facility Set-Up	I		UEANL	USBSA		144.09	144.09			15.20				

UNBUNDLED NETWORK ELEMENTS - Louisiana											Attachment: 2		Exhibit: B			
CATEGORY	RATE ELEMENTS	Interim	Zone	BCS	USOC	RATES(\$)			Svc Order Submitted Elec per LSR	Svc Order Submitted Manually per LSR	Incremental Charge - Manual Svc Order vs. Electronic-1st	Incremental Charge - Manual Svc Order vs. Electronic-Add'l	Incremental Charge - Manual Svc Order vs. Electronic-Disc 1st	Incremental Charge - Manual Svc Order vs. Electronic-Disc Add'l		
						Rec	Nonrecurring								Nonrecurring Disconnect	
							First	Add'l	First	Add'l	SOMEc	SOMAN	SOMAN	SOMAN	SOMAN	SOMAN
	Sub-Loop - Per Cross Box Location - Per 25 Pair Panel Set-Up	I		UEANL	USBSB		10.99	10.99				15.20				
	Sub-Loop - Per Building Equipment Room - CLEC Feeder Facility Set-Up	I		UEANL	USBSC		86.16	86.16				15.20				
	Sub-Loop - Per Building Equipment Room - Per 25 Pair Panel Set-Up	I		UEANL	USBSD		27.13	27.13				15.20				
	Sub-Loop Distribution Per 2-Wire Analog Voice Grade Loop - Zone 1	I	1	UEANL	USBN2	7.57	63.89	30.06				15.20				
	Sub-Loop Distribution Per 2-Wire Analog Voice Grade Loop - Zone 2	I	2	UEANL	USBN2	12.75	63.89	30.06				15.20				
	Sub-Loop Distribution Per 2-Wire Analog Voice Grade Loop - Zone 3	I	3	UEANL	USBN2	21.45	63.89	30.06				15.20				
	Order Coordination for Unbundled Sub-Loops, per sub-loop pair			UEANL	USBMC		7.92	7.92								
	Sub-Loop Distribution Per 4-Wire Analog Voice Grade Loop - Zone 1		1	UEANL	USBN4	11.76	76.75	42.92				15.20				
	Sub-Loop Distribution Per 4-Wire Analog Voice Grade Loop - Zone 2		2	UEANL	USBN4	16.84	76.75	42.92				15.20				
	Sub-Loop Distribution Per 4-Wire Analog Voice Grade Loop - Zone 3		3	UEANL	USBN4	19.27	76.75	42.92				15.20				
	Order Coordination for Unbundled Sub-Loops, per sub-loop pair			UEANL	USBMC		7.92	7.92								
	Sub-Loop 2-Wire Intrabuilding Network Cable (INC)	I		UEANL	USBR2	2.91	51.48	17.65				15.20				
	Order Coordination for Unbundled Sub-Loops, per sub-loop pair			UEANL	USBMC		7.92	7.92								
	Sub-Loop 4-Wire Intrabuilding Network Cable (INC)	I		UEANL	USBR4	6.58	57.54	23.71				15.20				
	Order Coordination for Unbundled Sub-Loops, per sub-loop pair			UEANL	USBMC		7.92	7.92								
	2 Wire Copper Unbundled Sub-Loop Distribution - Zone 1	I	1	UEF	UCS2X	6.26	63.89	30.06				15.20				
	2 Wire Copper Unbundled Sub-Loop Distribution - Zone 2	I	2	UEF	UCS2X	10.07	63.89	30.06				15.20				
	2 Wire Copper Unbundled Sub-Loop Distribution - Zone 3	I	3	UEF	UCS2X	12.70	63.89	30.06				15.20				
	Order Coordination for Unbundled Sub-Loops, per sub-loop pair			UEF	USBMC		7.92	7.92								
	4 Wire Copper Unbundled Sub-Loop Distribution - Zone 1	I	1	UEF	UCS4X	8.03	76.75	42.92				15.20				
	4 Wire Copper Unbundled Sub-Loop Distribution - Zone 2	I	2	UEF	UCS4X	10.71	76.75	42.92				15.20				
	4 Wire Copper Unbundled Sub-Loop Distribution - Zone 3	I	3	UEF	UCS4X	6.08	76.75	42.92				15.20				
	Order Coordination for Unbundled Sub-Loops, per sub-loop pair			UEF	USBMC		7.92	7.92								
	Unbundled Sub-Loop Modification															
	Unbundled Sub-Loop Modification - 2-W Copper Dist Load Coil/Equip Removal per 2-W PR			UEF	ULM2X		0.00	0.00				15.20				
	Unbundled Sub-loop Modification - 4-W Copper Dist Load Coil/Equip Removal per 4-W PR			UEF	ULM4X		0.00	0.00				15.20				
	Unbundled Sub-loop Modification - 2-w/4-w Copper Dist Bridged Tap Removal, per PR unloaded			UEF	ULM4T		224.55	4.29				15.20				
	Unbundled Network Terminating Wire (UNTW)															
	Unbundled Network Terminating Wire (UNTW) per Pair			UENTW	UENPP	0.3454	14.72	14.72				15.20				
	Network Interface Device (NID)															
	Network Interface Device (NID) - 1-2 lines			UENTW	UND12		42.26	27.83				15.20				
	Network Interface Device (NID) - 1-6 lines			UENTW	UND16		62.86	48.43				15.20				
	Network Interface Device Cross Connect - 2 W			UENTW	UNDC2		5.73	5.73				15.20				
	Network Interface Device Cross Connect - 4W			UENTW	UNDC4		5.73	5.73				15.20				
SUB-LOOPS																
	Sub-Loop Feeder															
	USL-Feeder, DS0 Set-up per Cross Box location - CLEC Distribution Facility set-up			UEA, UDN,UCL,UDL,UDC	USBFW		144.09					15.20				
	USL Feeder - DS0 Set-up per Cross Box location - per 25 pair set-up			UEA, UDN,UCL,UDL,UDC	USBFX		10.99	10.99				15.20				
	USL Feeder DS1 Set-up at DSX location, per DS1 termination			USL	USBFZ		568.98	11.30				15.20				

UNBUNDLED NETWORK ELEMENTS - Louisiana											Attachment: 2		Exhibit: B							
CATEGORY	RATE ELEMENTS	Interim	Zone	BCS	USOC	RATES(\$)	Svc Order Submitted Elec per LSR	Svc Order Submitted Manually per LSR	Incremental Charge - Manual Svc Order vs. Electronic-1st	Incremental Charge - Manual Svc Order vs. Electronic-Add'l	Incremental Charge - Manual Svc Order vs. Electronic-Disc 1st	Incremental Charge - Manual Svc Order vs. Electronic-Disc Add'l	OSS Rates(\$)							
													Rec	Nonrecurring		Nonrecurring Disconnect		SOMEc	SOMAN	SOMAN
													First	Add'l	First	Add'l				
	Unbundled Sub-Loop Feeder Loop, 2 Wire Ground Start, Voice Grade - Zone 1		1	UEA	USBFA	8.71							89.81	54.35						15.20
	Unbundled Sub-Loop Feeder Loop, 2 Wire Ground-Start, Voice Grade - Zone 2		2	UEA	USBFA	13.64							89.81	54.35						15.20
	Unbundled Sub-Loop Feeder Loop, Per 2 Wire Ground-Start, Voice Grade - Zone 3		3	UEA	USBFA	30.21							89.81	54.35						15.20
	Order Coordination for Specified Conversion Time, per LSR			UEA	OCOSL								17.56							
	Unbundled Sub-Loop Feeder Loop, 2 Wire Loop-Start, Voice Grade - Zone 1		1	UEA	USBFB	8.71							89.81	54.35						15.20
	Unbundled Sub-Loop Feeder Loop, 2 Wire Loop-Start, Voice Grade - Zone 2		2	UEA	USBFB	13.64							89.81	54.35						15.20
	Unbundled Sub-Loop Feeder Loop, 2 Wire Start Loop, Voice Grade - Zone 3		3	UEA	USBFB	30.21							89.81	54.35						15.20
	Order Coordination for Specified Time Conversion, per LSR			UEA	OCOSL								17.56							
	Unbundled Sub-Loop Feeder Loop, 2 Wire Reverse Battery, Voice Grade - Zone 1		1	UEA	USBFC	8.71							89.81	54.35						15.20
	Unbundled Sub-Loop Feeder Loop, 2 Wire Reverse Battery, Voice Grade - Zone 2		2	UEA	USBFC	13.64							89.81	54.35						15.20
	Unbundled Sub-Loop Feeder Loop, 2 Wire Analog Reverse Battery, Voice Grade - Zone 3		3	UEA	USBFC	30.21							89.81	54.35						15.20
	Order Coordination For Specified Conversion Time, per LSR			UEA	OCOSL								17.56							
	Unbundled Sub-Loop Feeder Loop, 4 Wire Ground-Start, Voice Grade - Zone 1		1	UEA	USBFD	21.44							103.69	67.31						15.20
	Unbundled Sub-Loop Feeder Loop, 4 Wire Ground-Start, Voice Grade - Zone 2		2	UEA	USBFD	24.66							103.69	67.31						15.20
	Unbundled Sub-Loop Feeder Loop, 4 Wire Ground Start, Voice Grade - Zone 3		3	UEA	USBFD	42.84							103.69	67.31						15.20
	Order Coordination For Specified Conversion Time, Per LSR			UEA	OCOSL								17.56							
	Unbundled Sub-Loop Feeder Loop, 4 Wire Loop-Start, Voice Grade - Zone 1		1	UEA	USBFE	21.44							103.69	67.31						15.20
	Unbundled Sub-Loop Feeder Loop, 4 Wire Loop-Start, Voice Grade - Zone 2		2	UEA	USBFE	24.66							103.69	67.31						15.20
	Unbundled Sub-Loop Feeder Loop, 4 Wire Loop-Start, Voice Grade - Zone 3		3	UEA	USBFE	42.84							103.69	67.31						15.20
	Order Coordination For Specified Conversion Time, Per LSR			UEA	OCOSL								17.56							
	Unbundled Sub-Loop Feeder Loop, 2 Wire ISDN BRI - Zone 1		1	UDN	USBFF	15.44							102.58	66.20						15.20
	Unbundled Sub-Loop Feeder Loop, 2-Wire ISDN BRI - Zone 2		2	UDN	USBFF	23.32							102.58	66.20						15.20
	Unbundled Sub-Loop Feeder Loop, 2-Wire ISDN BRI - Zone 3		3	UDN	USBFF	44.57							102.58	66.20						15.20
	Order Coordination For Specified Conversion Time, Per LSR			UDN	OCOSL								17.56							
	Unbundled Sub-Loop Feeder, 2 Wire UDC (IDSL compatible)		1	UDC	USBFS	15.44							102.58	66.20						15.20
	Unbundled Sub-Loop Feeder, 2 Wire UDC (IDSL compatible)		2	UDC	USBFS	23.32							102.58	66.20						15.20
	Unbundled Sub-Loop Feeder, 2 Wire UDC (IDSL compatible)		3	UDC	USBFS	44.57							102.58	66.20						15.20
	Unbundled Sub-Loop Feeder Loop, 4-Wire DS1 - Zone 1		1	USL	USBFG	55.38							98.15	61.77						15.20
	Unbundled Sub-Loop Feeder Loop, 4-Wire DS1 - Zone 2		2	USL	USBFG	167.83							98.15	61.77						15.20
	Unbundled Sub-Loop Feeder Loop, 4-Wire DS1 - Zone 3		3	USL	USBFG	469.87							98.15	61.77						15.20
	Order Coordination For Specified Conversion Time, Per LSR			USL	OCOSL								17.56							
	Unbundled Sub-Loop Feeder, 2-Wire Copper Loop - Zone 1		1	UCL	USBFH	6.96							81.36	44.98						15.20
	Unbundled Sub-Loop Feeder Loop, 2-Wire Copper Loop - Zone 2		2	UCL	USBFH	4.97							81.36	44.98						15.20
	Unbundled Sub-Loop Feeder Loop, 2-Wire Copper Loop - Zone 3		3	UCL	USBFH	3.99							81.36	44.98						15.20
	Order Coordination For Specified Conversion Time, per LSR			UCL	OCOSL								17.56							
	Sub-Loop Feeder - Per 4-Wire Copper Loop - Zone 1		1	UCL	USBFJ	15.68							98.07	61.69						15.20
	Sub-Loop Feeder - Per 4-Wire Copper Loop - Zone 2		2	UCL	USBFJ	9.68							98.07	61.69						15.20
	Sub-Loop Feeder - Per 4-Wire Copper Loop - Zone 3		3	UCL	USBFJ	6.39							98.07	61.69						15.20
	Order Coordination For Specified Conversion Time, per LSR			UCL	OCOSL								17.56							
	Sub-Loop Feeder - Per 4-Wire 19.2 Kbps Digital Grade Loop		1	UDL	USBFN	22.61							98.15	61.77						15.20
	Sub-Loop Feeder - Per 4-Wire 19.2 Kbps Digital Grade Loop		2	UDL	USBFN	22.87							98.15	61.77						15.20
	Sub-Loop Feeder - Per 4-Wire 19.2 Kbps Digital Grade Loop		3	UDL	USBFN	24.25							98.15	61.77						15.20

UNBUNDLED NETWORK ELEMENTS - Louisiana										Attachment: 2		Exhibit: B							
CATEGORY	RATE ELEMENTS	Interim	Zone	BCS	USOC	RATES(\$)	Svc Order Submitted Elec per LSR	Svc Order Submitted Manually per LSR	Incremental Charge - Manual Svc Order vs. Electronic-1st	Incremental Charge - Manual Svc Order vs. Electronic-Add'l	Incremental Charge - Manual Svc Order vs. Electronic-Disc 1st	Incremental Charge - Manual Svc Order vs. Electronic-Disc Add'l	OSS Rates(\$)						
													Rec	Nonrecurring		Nonrecurring Disconnect		SOMEC	SOMAN
	Unbundled Contract Name, Provisioning Only - No Rate			UEANL,UEF,UEQ,UENTW	UNECN														
UNE OTHER, PROVISIONING ONLY - NO RATE																			
	Unbundled Contact Name, Provisioning Only - no rate			UAL,UCL,UDC,UDL,UDN,UEA,UHL,ULC	UNECN	0.00	0.00												
	Unbundled Sub-Loop Feeder-2 Wire Cross Box Jumper - no rate			UEA,UDN,UCL,UDC	USBFQ	0.00	0.00												
	Unbundled Sub-Loop Feeder-4 Wire Cross Box Jumper - no rate			UEA,USL,UCL,UDL	USBFR	0.00	0.00												
	Unbundled DS1 Loop - Superframe Format Option - no rate			USL	CCOSF	0.00	0.00												
	Unbundled DS1 Loop - Expanded Superframe Format option - no rate			USL	CCOEF	0.00	0.00												
HIGH CAPACITY UNBUNDLED LOCAL LOOP																			
	High Capacity Unbundled Local Loop - DS3 - Per Mile per month			UE3	1L5ND	10.04													
	High Capacity Unbundled Local Loop - DS3 - Facility Termination per month			UE3	UE3PX	362.34	438.46	256.30					15.20						
	High Capacity Unbundled Local Loop - STS-1 - Per Mile per month			UDLSX	1L5ND	10.04													
	High Capacity Unbundled Local Loop - STS-1 - Facility Termination per month			UDLSX	UDLS1	374.56	438.46	256.30					15.20						
LOOP MAKE-UP																			
	Loop Makeup - Preordering Without Reservation, per working or spare facility queried (Manual).			UMK	UMKLW		23.29	23.29											
	Loop Makeup - Preordering With Reservation, per spare facility queried (Manual).			UMK	UMKLP		24.70	24.70											
	Loop Makeup--With or Without Reservation, per working or spare facility queried (Mechanized)			UMK	PSUMK		0.19	0.19											
HIGH FREQUENCY SPECTRUM																			
SPLITTERS-CENTRAL OFFICE BASED																			
	Line Sharing Splitter, per System 96 Line Capacity			ULS	ULSDA	187.17	183.33	0.00	0.00	0.00			15.20						
	Line Sharing Splitter, per System 24 Line Capacity			ULS	ULSDB	46.79	183.33	0.00	0.00	0.00			15.20						
	Line Sharing Splitter, Per System, 8 Line Capacity	I		ULS	ULSD8	15.59	183.33	0.00	0.00	0.00			15.20						
	Line Sharing-DLEC Owned Splitter in CO-CFA activation-deactivation (per LSOD)			ULS	ULSDG		83.98		0.00				15.20						
END USER ORDERING-CENTRAL OFFICE BASED-HIGH FREQUENCY SPECTRUM AKA LINE SHARING																			
	Line Sharing - per Line Activation (BST Owned Splitter)			ULS	ULSDC	0.61	17.97	10.29	0.00	0.00			15.20						
	Line Sharing - per Subsequent Activity per Line Rearrangement(BST Owned Splitter)			ULS	ULSDS		15.91	7.95					15.20						
	Line Sharing - per Subsequent Activity per Line Rearrangement(DLEC Owned Splitter)			ULS	ULSCS		15.91	7.95					15.20						
	Line Sharing - per Line Activation (DLEC owned Splitter)	I		ULS	ULSCC	0.61	47.44	19.31	0.00	0.00			15.20						
	Line Splitting - per line activation DLEC owned splitter	I		UEPSR UEPSB	UREOS	0.61													
	Line Splitting - per line activation BST owned - physical	I		UEPSR UEPSB	UREBP	0.642	17.97	10.29											
	Line Splitting - per line activation BST owned - virtual	I		UEPSR UEPSB	UREBV	0.64	17.97	10.29											
UNBUNDLED DEDICATED TRANSPORT																			
NOTE: INTEROFFICE CHANNEL DEDICATED TRANSPORT - minimum billing period - below DS3=one month, DS3/STS-1=four months																			
INTEROFFICE CHANNEL - DEDICATED TRANSPORT																			
	Interoffice Channel - Dedicated Transport - 2-Wire Voice Grade - Per Mile per month			U1TVX	1L5XX	0.013													
	Interoffice Channel - Dedicated Transport- 2- Wire Voice Grade - Facility Termination per month			U1TVX	U1TV2	22.60	39.36	26.62					15.20						
	Interoffice Channel - Dedicated Transport- 2-Wire Voice Grade Rev Bat. - Per Mile per month			U1TVX	1L5XX	0.013													
	Interoffice Channel - Dedicated Transport- 2- Wire VG Rev Bat. Facility Termination per month			U1TVX	U1TR2	22.60	39.36	26.62					15.20						
	Interoffice Channel - Dedicated Transport - 4-Wire Voice Grade - Per Mile per month			U1TVX	1L5XX	0.013													

UNBUNDLED NETWORK ELEMENTS - Louisiana											Attachment: 2		Exhibit: B		
CATEGORY	RATE ELEMENTS	Interim	Zone	BCS	USOC	RATES(\$)		Svc Order Submitted Elec per LSR	Svc Order Submitted Manually per LSR	Incremental Charge - Manual Svc Order vs. Electronic-1st	Incremental Charge - Manual Svc Order vs. Electronic-Add'l	Incremental Charge - Manual Svc Order vs. Electronic-Disc 1st	Incremental Charge - Manual Svc Order vs. Electronic-Disc Add'l		
						Rec	Nonrecurring							Nonrecurring	Disconnect
						First	Add'l	First	Add'l	SOMEc	SOMAN	SOMAN	SOMAN	SOMAN	SOMAN
	Interoffice Channel - Dedicated Transport - 4- Wire Voice Grade - Facility Termination per month			U1TVX	U1TV4	19.81	39.36	26.62			15.20				
	Interoffice Channel - Dedicated Transport - 56 kbps - per mile per month			U1TDX	1L5XX	0.013									
	Interoffice Channel - Dedicated Transport - 56 kbps - Facility Termination per month			U1TDX	U1TD5	15.61	39.37	26.62			15.20				
	Interoffice Channel - Dedicated Transport - 64 kbps - per mile per month			U1TDX	1L5XX	0.013									
	Interoffice Channel - Dedicated Transport - 64 kbps - Facility Termination per month			U1TDX	U1TD6	15.61	39.37	26.62			15.20				
	Interoffice Channel - Dedicated Channel - DS1 - Per Mile per month			U1TD1	1L5XX	0.2652									
	Interoffice Channel - Dedicated Transport - DS1 - Facility Termination per month			U1TD1	U1TF1	70.47	86.69	79.44			15.20				
	Interoffice Channel - Dedicated Transport - DS3 - Per Mile per month			U1TD3	1L5XX	6.04									
	Interoffice Channel - Dedicated Transport - DS3 - Facility Termination per month			U1TD3	U1TF3	850.45	270.69	158.05			15.20				
	Interoffice Channel - Dedicated Transport - STS-1 - Per Mile per month			U1TS1	1L5XX	6.04									
	Interoffice Channel - Dedicated Transport - STS-1 - Facility Termination per month			U1TS1	U1TFS	830.19	270.69	158.05			15.20				
LOCAL CHANNEL - DEDICATED TRANSPORT															
NOTE: LOCAL CHANNEL DEDICATED TRANSPORT - minimum billing period - below DS3=one month, DS3/STS-1=four months															
	Local Channel - Dedicated - 2-Wire Voice Grade Per Month			ULDVX	ULDV2	18.32	187.51	32.21			15.20				
	Local Channel - Dedicated - 2-Wire Voice Grade Rev Bat per month			ULDVX	ULDR2	18.32	187.51	32.21			15.20				
	Local Channel - Dedicated - 4-Wire Voice Grade per month			UNDVX	ULDV4	19.41	187.94	32.63			15.20				
	Local Channel - Dedicated - DS1 per month - Zone 1		1	ULDD1	ULDF1	39.18	172.34	149.27			15.20				
	Local Channel - Dedicated - DS1 per month - Zone 2		2	ULDD1	ULDF1	121.58	172.34	149.27			15.20				
	Local Channel - Dedicated - DS1 per month - Zone 3		3	ULDD1	ULDF1	70.02	172.34	149.27			15.20				
	Local Channel - Dedicated - DS3 - Per Mile per month			ULDD3	1L5NC	7.82									
	Local Channel - Dedicated - DS3 - Facility Termination per month			ULDD3	ULDF3	469.44	438.46	256.30			15.20				
	Local Channel - Dedicated - STS-1- Per Mile per month			ULDS1	1L5NC	7.82									
	Local Channel - Dedicated - STS-1 - Facility Termination per month			ULDS1	ULDFS	457.22	438.46	256.30			15.20				
MULTIPLEXERS															
	Channelization - DS1 to DS0 Channel System			UXTD1	MQ1	105.09	88.41	60.76			15.20				
	OCU-DP COCI (data) - DS1 to DS0 Channel System - per month (2.4-64kbs)			UDL	1D1DD	1.38	6.39	4.58			15.20				
	2-wire ISDN COCI (BRITE) - DS1 to DS0 Channel System - per month			UDN	UC1CA	2.96	6.39	4.58			15.20				
	Voice Grade COCI - DS1 to DS0 Channel System - per month			UEA	1D1VG	0.6497	6.39	4.58			15.20				
	DS3 to DS1 Channel System per month			UXTD3	MQ3	201.48	172.99	91.25			15.20				
	STS1 to DS1 Channel System per month			UXTS1	MQ3	201.48	172.99	91.25			15.20				
	DS3 Interface Unit (DS1 COCI) used with Loop per month			USL	UC1D1	11.78	6.39	4.58			15.20				
	DS3 Interface Unit (DS1 COCI) used with Local Channel per month			ULDD1	UC1D1	11.78	6.39	4.58							
	DS3 Interface Unit (DS1 COCI) used with Interoffice Channel per month			U1TD1	UC1D1	11.78	6.39	4.58							
DARK FIBER															
	Dark Fiber, Four Fiber Strands, Per Route Mile or Fraction Thereof per month - Local Channel			UDF	1L5DC	52.23									
	NRC Dark Fiber - Local Channel			UDF	UDFC4		620.60	133.88			15.20				
	Dark Fiber, Four Fiber Strands, Per Route Mile or Fraction Thereof per month - Interoffice Channel			UDF	1L5DF	25.28									
	NRC Dark Fiber - Interoffice Channel			UDF	UDF14		620.60	133.88			15.20				

UNBUNDLED NETWORK ELEMENTS - Louisiana										Attachment: 2		Exhibit: B	
CATEGORY	RATE ELEMENTS	Interim	Zone	BCS	USOC	RATES(\$)	Svc Order Submitted Elec per LSR	Svc Order Submitted Manually per LSR	Incremental Charge - Manual Svc Order vs. Electronic-1st	Incremental Charge - Manual Svc Order vs. Electronic-Add'l	Incremental Charge - Manual Svc Order vs. Electronic-Disc 1st	Incremental Charge - Manual Svc Order vs. Electronic-Disc Add'l	
													Rec
	CNAM For DB Owners - Service Provisioning With Point Code Establishment			OQV		962.22	711.64			15.20			
	CNAM For Non DB Owners - Service Provisioning With Point Code Establishment			OQV		332.43	238.05			15.20			
LNP Query Service													
	LNP Charge Per query			OQV		0.0008559							
	LNP Service Establishment Manual									15.20			
	LNP Service Provisioning with Point Code Establishment					576.33	294.43			15.20			
OPERATOR CALL PROCESSING													
	Oper. Call Processing - Oper. Provided, Per Min. - Using BST LIDB					1.20							
	Oper. Call Processing - Oper. Provided, Per Min. - Using Foreign LIDB					1.24							
	Oper. Call Processing - Fully Automated, per Call - Using BST LIDB					0.20							
	Oper. Call Processing - Fully Automated, per Call - Using Foreign LIDB					0.20							
INWARD OPERATOR SERVICES													
	Inward Operator Services - Verification, Per Minute					1.15							
	Inward Operator Services - Verification and Emergency Interrupt - Per Minute					1.15							
BRANDING - OPERATOR CALL PROCESSING													
	Recording of Custom Branded OA Announcement				CBAOS	7,000.00	7,000.00			15.20			
	Loading of Custom Branded OA Announcement per shelf/NAV				CBAOL	500.00	500.00			15.20			
Unbranding via OLNS for UNEP CLEC													
	Loading of OA per OCN (Regional)					1,200.00	1,200.00			15.20			
DIRECTORY ASSISTANCE SERVICES													
DIRECTORY ASSISTANCE ACCESS SERVICE													
	Directory Assistance Access Service Calls, Charge Per Call					0.275							
DIRECTORY ASSISTANCE CALL COMPLETION ACCESS SERVICE (DACC)													
	Directory Assistance Call Completion Access Service (DACC), Per Call Attempt					0.10							
DIRECTORY TRANSPORT													
DIRECTORY ASSISTANCE SERVICES													
DIRECTORY ASSISTANCE DATA BASE SERVICE (DADS)													
	Directory Assistance Data Base Service Charge Per Listing					0.04							
	Directory Assistance Data Base Service, per month				DBSOF	150.00							
BRANDING - DIRECTORY ASSISTANCE													
Facility Based CLEC													
	Recording and Provisioning of DA Custom Branded Announcement			AMT	CBADA	6,000.00	6,000.00						
	Loading of Custom Branded Announcement per DRAM Card/Switch			AMT	CBADC	1,170.00	1,170.00						
UNEP CLEC													
	Recording of DA Custom Branded Announcement					3,000.00	3,000.00						
	Loading of DA Custom Branded Announcement per DRAM Card/Switch per OCN					1,170.00	1,170.00						
Unbranding via OLNS for UNEP CLEC													
	Loading of DA per OCN (1 OCN per Order)					420.00	420.00						
	Loading of DA per Switch per OCN					16.00	16.00						
SELECTIVE ROUTING													
	Selective Routing Per Unique Line Class Code Per Request Per Switch				USRCR	82.25	82.25			15.20			
VIRTUAL COLLOCATION													
	Virtual Collocation - Application Cost			AMTFS	EAF	1,770.40							
	Virtual Collocation - Cable Installation Cost, per cable			AMTFS	ESPCX	841.54							
	Virtual Collocation - Floor Space, per sq. ft.			AMTFS	ESPVX	3.20							
	Virtual Collocation - Power, per breaker amp			AMTFS	ESPAX	8.32							

UNBUNDLED NETWORK ELEMENTS - Louisiana										Attachment: 2		Exhibit: B				
CATEGORY	RATE ELEMENTS	Interim	Zone	BCS	USOC	RATES(\$)	Svc Order Submitted Elec per LSR	Svc Order Submitted Manually per LSR	Incremental Charge - Manual Svc Order vs. Electronic-1st	Incremental Charge - Manual Svc Order vs. Electronic-Add'l	Incremental Charge - Manual Svc Order vs. Electronic-Disc 1st	Incremental Charge - Manual Svc Order vs. Electronic-Disc Add'l				
													Rec	Nonrecurring		Nonrecurring Disconnect
										SOMEc	SOMAN	SOMAN	SOMAN	SOMAN	SOMAN	
	Virtual Collocation - Cable Support Structure, per entrance cable			AMTFS	ESPSX	16.02										
	Virtual Collocation - 2-wire Cross Connects (loop)			UEANL,UEA,UDN,U DC,UAL,UHL,UCL,U EQ, AMTFS, UDL, UNCVX, UNCDX, UNCNX	UEAC2	0.0296		11.94	11.46		15.20					
	Virtual Collocation - 4-wire Cross Connects (loop)			UEA,UHL,UCL,UDL, AMTFS, UAL, UDN, UNCVX, UNCDX	UEAC4	0.0591		12.04	11.53		15.20					
	Virtual Collocation - 2-Fiber Cross Connects			AMTFS,UDL12, UDLO3, U1T48, U1T12, U1T03, ULDO3, ULD12, ULD48, UDF	CNC2F	2.65		20.29	14.76		15.20					
	Virtual Collocation - 4-Fiber Cross Connects			AMTFS,UDL12, UDLO3, U1T48, U1T12, U1T03, ULDO3, ULD12, ULD48, UDF	CNC4F	5.31		24.81	19.29		15.20					
	Virtual collocation - DS1 Cross Connects			USL,UCL,AMTFS, ULR, UXTD1, UNC1X, ULDD1, U1TD1, USLEL, UNLD1	CNC1X	1.04		21.39	15.47		15.20					
	Virtual collocation - DS3 Cross Connects			USL,UCL,AMTFS,U E3, U1TD3, UXTS1, UXTD3, UNC3X, UNCSX, ULDD3, U1TS1, ULDS1, UDLXS, UNLD3	CND3X	13.21		20.28	14.76		15.20					
	Virtual Collocation - Co-Carrier Cross Connects - Fiber Cable Support Structure, per linear foot			AMTFS	VE1CB	0.0024										
	Virtual Collocation - Co-Carrier Cross Connects - Copper/Coax Cable Support Structure, per linear ft			AMTFS	VE1CD	0.0036										
	Virtual Collocation - Co-Carrier Cross Connects - Fiber Cable Support Structure,per cable			AMTFS	VE1CC			534.79								
	Virtual Collocation - Co-Carrier Cross Connects - Copper/Coax Cable Support Structure, per cable			AMTFS	VE1CE			534.79								
	Virtual collocation - Security Escort - Basic, per half hour			AMTFS	SPTBX			16.44	10.42							
	Virtual collocation - Security Escort - Overtime, per half hour			AMTFS	SPTOX			21.41	13.45							
	Virtual collocation - Security Escort - Premium, per half hour			AMTFS	SPTPX			26.38	16.49							
	Virtual collocation - Maintenance in CO - Basic, per half hour			AMTFS	CTRLX			27.12	10.42							
	Virtual collocation - Maintenance in CO - Overtime, per half hour			AMTFS	SPTOM			35.42	13.45							
	Virtual collocation - Maintenance in CO - Premium per half hour			AMTFS	SPTPM			43.72	16.49							
VIRTUAL COLLOCATION																
	Virtual Collocation - 2-wire Cross Connect, Exchange Port 2-Wire Analog - Res			UEPSR	VE1R2	0.0296		11.94	11.46		15.20					
	Virtual Collocation 2-Wire Cross Connect, Exchange Port 2-Wire Line Side PBX Trunk - Bus			UEPSP	VE1R2	0.0296		11.94	11.46		15.20					
	Virtual Collocation 2-Wire Cross Connect, Exchange Port 2-Wire Voice Grade PBX Trunk - Res			UEPSE	VE1R2	0.0296		11.94	11.46		15.20					
	Virtual Collocation 2-Wire Cross Connect, Exchange Port 2-Wire Analog Bus			UEPSB	VE1R2	0.0296		11.94	11.46		15.20					
	Virtual Collocation 2-Wire Cross Connect, Exchnage Port 2-Wire ISDN			UEPSX	VE1R2	0.0296		11.94	11.46		15.20					

UNBUNDLED NETWORK ELEMENTS - Louisiana										Attachment: 2		Exhibit: B														
CATEGORY	RATE ELEMENTS	Interim	Zone	BCS	USOC	RATES(\$)	Svc Order Submitted Elec per LSR	Svc Order Submitted Manually per LSR	Incremental Charge - Manual Svc Order vs. Electronic-1st	Incremental Charge - Manual Svc Order vs. Electronic-Add'l	Incremental Charge - Manual Svc Order vs. Electronic-Disc 1st	Incremental Charge - Manual Svc Order vs. Electronic-Disc Add'l	OSS Rates(\$)													
													Rec	Nonrecurring		Nonrecurring Disconnect		SOMEc	SOMAN	SOMAN	SOMAN	SOMAN	SOMAN			
													First	Add'l	First	Add'l										
	Virtual Collocation 2-Wire Cross Connect, Exchange Port 2-Wire ISDN			UEPTX	VE1R2	0.0296							11.94	11.46									15.20			
	Virtual Collocation 4-Wire Cross Connect, Exchange Port 4-Wire ISDN DS1			UEPEX	VE1R4	0.0591							12.04	11.53									15.20			
VIRTUAL COLLOCATION																										
	Virtual Collocation-2 Wire Cross Connects (Loop) for Line Splitting			UEPSR, UEPSB	VE1LS	0.0296							11.94	11.46	0.00	0.00							15.20			
AIN SELECTIVE CARRIER ROUTING																										
	Regional Service Establishment			UEBIB	SRCEC																		100,209.33			
	End Office Establishment			UEBIB	SRCEO																		164.29			
	Query NRC, per query			UEBIB		0.0030293																				
AIN - BELLSOUTH AIN SMS ACCESS SERVICE																										
	AIN SMS Access Service - Service Establishment, Per State, Initial Setup			A1N	CAMSE								38.30	38.30									15.20			
	AIN SMS Access Service - Port Connection - Dial/Shared Access			A1N	CAMDP								7.60	7.60									15.20			
	AIN SMS Access Service - Port Connection - ISDN Access			A1N	CAM1P								7.60	7.60									15.20			
	AIN SMS Access Service - User Identification Codes - Per User ID Code			A1N	CAMAU								33.99	33.99									15.20			
	AIN SMS Access Service - Security Card, Per User ID Code, Initial or Replacement			A1N	CAMRC								41.39	41.39									15.20			
	AIN SMS Access Service - Storage, Per Unit (100 Kilobytes)					0.0022																				
	AIN SMS Access Service - Session, Per Minute					0.5795																				
	AIN SMS Access Service - Company Performed Session, Per Minute					0.8104																				
AIN - BELLSOUTH AIN TOOLKIT SERVICE																										
	AIN Toolkit Service - Service Establishment Charge, Per State, Initial Setup			CAM	BAPSC								38.30	38.30									15.20			
	AIN Toolkit Service - Training Session, Per Customer				BAPVX								4,175.10	4,175.10									15.20			
	AIN Toolkit Service - Trigger Access Charge, Per Trigger, Per DN, Term. Attempt				BAPTT								7.60	7.60									15.20			
	AIN Toolkit Service - Trigger Access Charge, Per Trigger, Per DN, Off-Hook Delay				BAPTD								7.60	7.60									15.20			
	AIN Toolkit Service - Trigger Access Charge, Per Trigger, Per DN, Off-Hook Immediate				BAPTM								7.60	7.60									15.20			
	AIN Toolkit Service - Trigger Access Charge, Per Trigger, Per DN, 10-Digit PODP				BAPTO								33.47	33.47									15.20			
	AIN Toolkit Service - Trigger Access Charge, Per Trigger, Per DN, CDP				BAPTC								33.47	33.47									15.20			
	AIN Toolkit Service - Trigger Access Charge, Per Trigger, Per DN, Feature Code				BAPTF								33.47	33.47									15.20			
	AIN Toolkit Service - Query Charge, Per Query					0.0536446																				
	AIN Toolkit Service - Type 1 Node Charge, Per AIN Toolkit Subscription, Per Node, Per Query					0.006569																				
	AIN Toolkit Service - SCP Storage Charge, Per SMS Access Account, Per 100 Kilobytes					0.06																				
	AIN Toolkit Service - Monthly report - Per AIN Toolkit Service Subscription			CAM	BAPMS	10.90							7.60	7.60									15.20			
	AIN Toolkit Service - Special Study - Per AIN Toolkit Service Subscription			CAM	BAPLS	2.80							8.41	8.41									15.20			
	AIN Toolkit Service - Call Event Report - Per AIN Toolkit Service Subscription			CAM	BAPDS	8.20							7.60	7.60									15.20			
	AIN Toolkit Service - Call Event Special Study - Per AIN Toolkit Service Subscription			CAM	BAPES	0.09							8.41	8.41									15.20			
ENHANCED EXTENDED LINK (EELs)																										
NOTE: New EELs available in GA, TN, KY, LA, MS, & SC and density zone 1 of following MSAs: Orlando, FL; Miami, FL; Ft. Lauderdale, FL;																										
NOTE: Charlotte-Gastonia-Rockhill, NC; Greensboro-Winston Salem-High Point, NC. Use all rates below except Switch As Is Charge.																										
NOTE: In all states, EEL network elements shown below also apply to currently combined facilities which are converted to UNE rates. A Switch As Is Charge applies to currently combined facilities converted to UNEs.(Non-recurring rates do not apply.)																										
NOTE: In GA, TN, KY, LA, MS & SC the EEL network elements apply to ordinarily combined network elements.(No Switch As Is Charge.)																										

UNBUNDLED NETWORK ELEMENTS - Louisiana											Attachment: 2		Exhibit: B										
CATEGORY	RATE ELEMENTS	Interim	Zone	BCS	USOC	RATES(\$)	Svc Order Submitted Elec per LSR	Svc Order Submitted Manually per LSR	Incremental Charge - Manual Svc Order vs. Electronic-1st	Incremental Charge - Manual Svc Order vs. Electronic-Add'l	Incremental Charge - Manual Svc Order vs. Electronic-Disc 1st	Incremental Charge - Manual Svc Order vs. Electronic-Disc Add'l	OSS Rates(\$)										
													Rec	Nonrecurring		Nonrecurring Disconnect		SOMEc	SOMAN	SOMAN	SOMAN	SOMAN	SOMAN
													First	Add'l	First	Add'l	SOMEc	SOMAN	SOMAN	SOMAN	SOMAN	SOMAN	
2-WIRE VOICE GRADE EXTENDED LOOP WITH DEDICATED DS1 INTEROFFICE TRANSPORT (EEL)																							
	First 2-Wire VG Loop(SL2) in a DS1 Interofficed Transport Combination - Zone 1		1	UNCVX	UEAL2	14.93							94.21	45.09					15.20				
	First 2-Wire VG Grade Loop(SL2) in a DS1 Interofficed Transport Combination - Zone 2		2	UNCVX	UEAL2	25.35							94.21	45.09					15.20				
	First 2-Wire VG Grade Loop(SL2) in a DS1 Interofficed Transport Combination - Zone 3		3	UNCVX	UEAL2	50.46							94.21	45.09					15.20				
	Interoffice Transport - Dedicated - DS1 combination - Per Mile per month			UNC1X	1L5XX	0.2652																	
	Interoffice Transport - Dedicated - DS1 combination - Facility Termination per month			UNC1X	U1TF1	70.47							143.58	103.88					15.20				
	DS1 Channelization System Per Month			UNC1X	MQ1	105.09							59.97	12.96					15.20				
	Voice Grade COCI - DS1 To Ds0 Interface - Per Month			UNCVX	1D1VG	0.6497							5.91	4.26									
	Each Additional 2-Wire VG Loop(SL 2) in the same DS1 Interoffice Transport Combination - Zone 1		1	UNCVX	UEAL2	14.93							94.21	45.09					15.20				
	Each Additional 2-Wire VG Loop(SL2) in the same DS1 Interoffice Transport Combination - Zone 2		2	UNCVX	UEAL2	25.35							94.21	45.09					15.20				
	Each Additional 2-Wire VG Loop(SL2) in the same DS1 Interoffice Transport Combination - Zone 3		3	UNCVX	UEAL2	50.46							94.21	45.09					15.20				
	Voice Grade COCI - DS1 to DS0 Channel System combination - per month			UNCVX	1D1VG	0.6497							5.91	4.26									
	Nonrecurring Currently Combined Network Elements Switch -As-Is Charge			UNC1X	UNCCC								5.43	5.43					15.20				
4-WIRE VOICE GRADE EXTENDED LOOP WITH DEDICATED DS1 INTEROFFICE TRANSPORT (EEL)																							
	First 4-Wire Analog Voice Grade Loop in a DS1 Interoffice Transport Combination - Zone 1		1	UNCVX	UEAL4	30.81							94.21	45.09					15.20				
	First 4-Wire Analog Voice Grade Loop in a DS1 Interoffice Transport Combination - Zone 2		2	UNCVX	UEAL4	38.32							94.21	45.09					15.20				
	First 4-Wire Analog Voice Grade Loop in a DS1 Interoffice Transport Combination - Zone 3		3	UNCVX	UEAL4	60.39							94.21	45.09					15.20				
	Interoffice Transport - Dedicated - DS1 combination - Per Mile Per Month			UNC1X	1L5XX	0.2652																	
	Interoffice Transport - Dedicated - DS1 - Facility Termination Per Month			UNC1X	U1TF1	70.47							143.58	103.88					15.20				
	Channelization - Channel System DS1 to DS0 combination Per Month			UNC1X	MQ1	105.09							59.97	12.96									
	Voice Grade COCI - DS1 to DS0 Channel System combination - per month			UNCVX	1D1VG	0.6497							5.91	4.26									
	Additional 4-Wire Analog Voice Grade Loop in same DS1 Interoffice Transport Combination - Zone 1		1	UNCVX	UEAL4	30.81							94.21	45.09					15.20				
	Additional 4-Wire Analog Voice Grade Loop in same DS1 Interoffice Transport Combination - Zone 2		2	UNCVX	UEAL4	38.32							94.21	45.09					15.20				
	Additional 4-Wire Analog Voice Grade Loop in same DS1 Interoffice Transport Combination - Zone 3		3	UNCVX	UEAL4	60.39							94.21	45.09					15.20				
	Voice Grade COCI - DS1 to DS0 Channel System combination - per month			UNCVX	1D1VG	0.6497							5.91	4.26									
	Nonrecurring Currently Combined Network Elements Switch -As-Is Charge			UNC1X	UNCCC								5.43	5.43					15.20				
4-WIRE 56 KBPS EXTENDED DIGITAL LOOP WITH DEDICATED DS1 INTEROFFICE TRANSPORT (EEL)																							
	First 4-Wire 56Kbps Digital Grade Loop in a DS1 Interoffice Transport Combination - Zone 1		1	UNCDX	UDL56	30.99							94.21	45.09					15.20				
	First 4-wire 56Kbps Digital Grade Loop in a DS1 Interoffice Transport Combination - Zone 2		2	UNCDX	UDL56	36.78							94.21	45.09					15.20				
	First 4-Wire 56Kbps Digital Grade Loop in a DS1 Interoffice Transport Combination - Zone 3		3	UNCDX	UDL56	38.92							94.21	45.09					15.20				
	Interoffice Transport - Dedicated - DS1 combination - Per Mile Per Month			UNC1X	1L5XX	0.2652																	
	Interoffice Transport - Dedicated - DS1 - combination Facility Termination Per Month			UNC1X	U1TF1	70.47							143.58	103.88					15.20				

UNBUNDLED NETWORK ELEMENTS - Louisiana										Attachment: 2		Exhibit: B										
CATEGORY	RATE ELEMENTS	Interim	Zone	BCS	USOC	RATES(\$)	Svc Order Submitted Elec per LSR	Svc Order Submitted Manually per LSR	Incremental Charge - Manual Svc Order vs. Electronic-1st	Incremental Charge - Manual Svc Order vs. Electronic-Add'l	Incremental Charge - Manual Svc Order vs. Electronic-Disc 1st	Incremental Charge - Manual Svc Order vs. Electronic-Disc Add'l	OSS Rates(\$)									
													Rec	Nonrecurring		Nonrecurring Disconnect		SOMEc	SOMAN	SOMAN	SOMAN	SOMAN
													First	Add'l	First	Add'l						
	Channelization - Channel System DS1 to DS0 combination Per Month			UNC1X	MQ1	105.09																
	OCU-DP COCI (data) - DS1 to DS0 Channel System - per month (2.4-64kbs)			UNC1X	MQ1	105.09																
	Additional 4-Wire 56Kbps Digital Grade Loopin same DS1 Interoffice Transport Combination - Zone 1		1	UNC1X	UDL64	30.99																
	Additional 4-Wire 56Kbps Digital Grade Loopin same DS1 Interoffice Transport Combination - Zone 2		2	UNC1X	UDL64	36.78																
	Additional 4-Wire 56Kbps Digital Grade Loopin same DS1 Interoffice Transport Combination - Zone 3		3	UNC1X	UDL64	38.92																
	OCU-DP COCI (data) - DS1 to DS0 Channel System - combination per month (2.4-64kbs)			UNC1X	UDL64	105.09																
	Nonrecurring Currently Combined Network Elements Switch -As-Is Charge			UNC1X	UNCCC																	
	4-WIRE 64 KBPS EXTENDED DIGITAL LOOP WITH DEDICATED DS1 INTEROFFICE TRANSPORT (EEL)																					
	First 4-Wire 64Kbps Digital Grade Loop in a DS1 Interoffice Transport Combination - Zone 1		1	UNC1X	UDL64	30.99																
	First 4-Wire 64Kbps Digital Grade Loop in a DS1 Interoffice Transport Combination - Zone 2		2	UNC1X	UDL64	36.78																
	First 4-Wire 64Kbps Digital Grade Loop in a DS1 Interoffice Transport Combination - Zone 3		3	UNC1X	UDL64	38.92																
	Interoffice Transport - Dedicated - DS1 combination - Per Mile Per Month			UNC1X	1L5XX	0.2652																
	Interoffice Transport - Dedicated - DS1 combination - Facility Termination Per Month			UNC1X	U1TF1	70.47																
	Channelization - Channel System DS1 to DS0 combination Per Month			UNC1X	MQ1	105.09																
	OCU-DP COCI (data) - DS1 to DS0 Channel System combination - per month (2.4-64kbs)			UNC1X	MQ1	105.09																
	Additional 4-Wire 64Kbps Digital Grade Loopin same DS1 Interoffice Transport Combination - Zone 1		1	UNC1X	UDL64	30.99																
	Additional 4-Wire 64Kbps Digital Grade Loopin same DS1 Interoffice Transport Combination - Zone 2		2	UNC1X	UDL64	36.78																
	Additional 4-Wire 64Kbps Digital Grade Loopin same DS1 Interoffice Transport Combination - Zone 3		3	UNC1X	UDL64	38.92																
	OCU-DP COCI (data) - DS1 to DS0 Channel System combination - per month (2.4-64kbs)			UNC1X	UDL64	105.09																
	Nonrecurring Currently Combined Network Elements Switch -As-Is Charge			UNC1X	UNCCC																	
	4-WIRE DS1 DIGITAL EXTENDED LOOP WITH DEDICATED DS1 INTEROFFICE TRANSPORT (EEL)																					
	4-Wire DS1 Digital Loop in Combination with DS1 Interoffice Transport - Zone 1		1	UNC1X	USLXX	85.70																
	4-Wire DS1 Digital Loop in Combination with DS1 Interoffice Transport - Zone 2		2	UNC1X	USLXX	194.96																
	4-Wire DS1 Digital Loop in Combination with DS1 Interoffice Transport - Zone 3		3	UNC1X	USLXX	491.94																
	Interoffice Transport - Dedicated - DS1 combination - Per Mile Per Month			UNC1X	1L5XX	0.2652																
	Interoffice Transport - Dedicated - DS1 combination - Facility Termination Per Month			UNC1X	U1TF1	70.47																
	Nonrecurring Currently Combined Network Elements Switch -As-Is Charge			UNC1X	UNCCC																	
	4-WIRE DS1 DIGITAL EXTENDED LOOP WITH DEDICATED DS3 INTEROFFICE TRANSPORT (EEL)																					
	First DS1Loop in DS3 Interoffice Transport Combination - Zone 1		1	UNC1X	USLXX	85.70																
	First DS1Loop in DS3 Interoffice Transport Combination - Zone 2		2	UNC1X	USLXX	194.96																
	First DS1Loop in DS3 Interoffice Transport Combination - Zone 3		3	UNC1X	USLXX	491.94																

UNBUNDLED NETWORK ELEMENTS - Louisiana											Attachment: 2		Exhibit: B							
CATEGORY	RATE ELEMENTS	Interim	Zone	BCS	USOC	RATES(\$)	Svc Order Submitted Elec per LSR	Svc Order Submitted Manually per LSR	Incremental Charge - Manual Svc Order vs. Electronic-1st	Incremental Charge - Manual Svc Order vs. Electronic-Add'l	Incremental Charge - Manual Svc Order vs. Electronic-Disc 1st	Incremental Charge - Manual Svc Order vs. Electronic-Disc Add'l	OSS Rates(\$)							
													Rec	Nonrecurring		Nonrecurring Disconnect		SOMEc	SOMAN	SOMAN
													First	Add'l	First	Add'l				
	Interoffice Transport - Dedicated - DS3 combination - Per Mile Per Month			UNC3X	1L5XX	6.04														
	Interoffice Transport - Dedicated - DS3 - Facility Termination per month			UNC3X	U1TF3	850.45	296.68	121.16					15.20							
	DS3 to DS1 Channel System combination per month			UNC3X	MQ3	201.48	107.05	48.07												
	DS3 Interface Unit (DS1 COC) combination per month			UNC1X	UC1D1	11.78	5.91	4.26												
	Additional DS1Loop in DS3 Interoffice Transport Combination - Zone 1		1	UNC1X	USLXX	85.70	169.22	100.89					15.20							
	Additional DS1Loop in DS3 Interoffice Transport Combination - Zone 2		2	UNC1X	USLXX	194.96	169.22	100.89					15.20							
	Additional DS1Loop in DS3 Interoffice Transport Combination - Zone 3		3	UNC1X	USLXX	491.94	169.22	100.89					15.20							
	DS3 Interface Unit (DS1 COC) combination per month			UNC1X	UC1D1	11.78	5.91	4.26												
	Nonrecurring Currently Combined Network Elements Switch -As-Is Charge			UNC3X	UNCCC		5.43	5.43					15.20							
2-WIRE VOICE GRADE EXTENDED LOOP/ 2 WIRE VOICE GRADE INTEROFFICE TRANSPORT (EEL)																				
	2-WireVG Loop used with 2-wire VG Interoffice Transport Combination - Zone 1		1	UNCVX	UEAL2	14.93	94.21	45.09					15.20							
	2-WireVG Loop used with 2-wire VG Interoffice Transport Combination - Zone 2		2	UNCVX	UEAL2	25.35	94.21	45.09					15.20							
	2-WireVG Loop used with 2-wire VG Interoffice Transport Combination - Zone 3		3	UNCVX	UEAL2	50.46	94.21	45.09					15.20							
	Interoffice Transport - Dedicated - 2-wire VG combination - Per Mile Per Month			UNCVX	1L5XX	0.013														
	Interoffice Transport - Dedicated - 2-Wire Voice Grade combination - Facility Termination per month			UNCVX	U1TV2	22.60	72.60	41.75					15.20							
	Nonrecurring Currently Combined Network Elements Switch -As-Is Charge			UNCVX	UNCCC		5.43	5.43					15.20							
4-WIRE VOICE GRADE EXTENDED LOOP/ 4 WIRE VOICE GRADE INTEROFFICE TRANSPORT (EEL)																				
	4-WireVG Loop used with 4-wire VG Interoffice Transport Combination - Zone 1		1	UNCVX	UEAL4	30.81	94.21	45.09					15.20							
	4-WireVG Loop used with 4-wire VG Interoffice Transport Combination - Zone 2		2	UNCVX	UEAL4	38.32	94.21	45.09					15.20							
	4-WireVG Loop used with 4-wire VG Interoffice Transport Combination - Zone 3		3	UNCVX	UEAL4	60.39	94.21	45.09					15.20							
	Interoffice Transport - Dedicated - 4-wire VG combination - Per Mile Per Month			UNCVX	1L5XX	0.013														
	Interoffice Transport - Dedicated - 4-Wire Voice Grade combination - Facility Termination per month			UNCVX	U1TV4	19.81	72.60	41.75					15.20							
	Nonrecurring Currently Combined Network Elements Switch -As-Is Charge			UNCVX	UNCCC		5.43	5.43					15.20							
DS3 DIGITAL EXTENDED LOOP WITH DEDICATED DS3 INTEROFFICE TRANSPORT (EEL)																				
	High Capacity Unbundled Local Loop - DS3 combination - Per Mile per month			UNC3X	1L5ND	10.04														
	High Capacity Unbundled Local Loop - DS3 combination - Facility Termination per month			UNC3X	UE3PX	362.34	188.45	125.51												
	Interoffice Transport - Dedicated - DS3 - Per Mile per month			UNC3X	1L5XX	6.04														
	Interoffice Transport - Dedicated - DS3 combination - Facility Termination per month			UNC3X	U1TF3	850.45	296.68	121.16					15.20							
	Nonrecurring Currently Combined Network Elements Switch -As-Is Charge			UNC3X	UNCCC		5.43	5.43					15.20							
STS1 DIGITAL EXTENDED LOOP WITH DEDICATED STS1 INTEROFFICE TRANSPORT (EEL)																				
	High Capacity Unbundled Local Loop - STS1 combination - Per Mile per month			UNCSX	1L5ND	10.04														
	High Capacity Unbundled Local Loop - STS1 combination - Facility Termination per month			UNCSX	UDLS1	374.56	188.45	125.51												
	Interoffice Transport - Dedicated - STS1 combination - Per Mile per month			UNCSX	1L5XX	6.04														

UNBUNDLED NETWORK ELEMENTS - Louisiana											Attachment: 2		Exhibit: B			
CATEGORY	RATE ELEMENTS	Interim	Zone	BCS	USOC	RATES(\$)			Svc Order Submitted Elec per LSR	Svc Order Submitted Manually per LSR	Incremental Charge - Manual Svc Order vs. Electronic-1st	Incremental Charge - Manual Svc Order vs. Electronic-Add'l	Incremental Charge - Manual Svc Order vs. Electronic-Disc 1st	Incremental Charge - Manual Svc Order vs. Electronic-Disc Add'l		
						Rec	Nonrecurring								Nonrecurring Disconnect	
							First	Add'l	First	Add'l	SOMEc	SOMAN	SOMAN	SOMAN	SOMAN	SOMAN
	Exchange Ports - 2-Wire VG unbundled res, low usage line port with Caller ID (LUM)			UEPSR	UEPAP	1.52	2.31	2.21				15.20				
	Subsequent Activity			UEPSR	USASC	0.00	0.00	0.00				15.20				
	FEATURES															
	All Available Vertical Features			UEPSR	UEPVF	0.00	0.00	0.00				15.20				
	2-WIRE VOICE GRADE LINE PORT RATES (BUS)															
	Exchange Ports - 2-Wire Analog Line Port without Caller ID - Bus			UEPSB	UEPBL	1.52	2.31	2.21				15.20				
	Exchange Ports - 2-Wire VG unbundled Line Port with unbundled port with Caller+E484 ID - Bus.			UEPSB	UEPBC	1.52	2.31	2.21				15.20				
	Exchange Ports - 2-Wire Analog Line Port outgoing only - Bus.			UEPSB	UEPBO	1.52	2.31	2.21				15.20				
	Exchange Ports - 2-Wire VG unbundled LA extended local dialing parity Port with Caller ID - Bus.			UEPSB	UEPAX	1.52	2.31	2.21				15.20				
	Exchange Ports - 2-Wire VG unbundled incoming only port with Caller ID - Bus			UEPSB	UEPB1	1.52	2.31	2.21				15.20				
	Exchange Ports - 2-Wire VG unbundled Louisiana Bus Area Calling Port with Caller ID - Bus (BUC)			UEPSB	UEPAA	1.52	2.31	2.21				15.20				
	Subsequent Activity			UEPSB	USASC	0.00	0.00	0.00				15.20				
	FEATURES															
	All Available Vertical Features			UEPSB	UEPVF	0.00	0.00	0.00				15.20				
	EXCHANGE PORT RATES (DID & PBX)															
	2-Wire VG Unbundled 2-Way PBX Trunk - Res			UEPSE	UEPRD	1.52	30.37	14.42				15.20				
	2-Wire VG Line Side Unbundled 2-Way PBX Trunk - Bus			UEPSP	UEPPC	1.52	30.37	14.42				15.20				
	2-Wire VG Line Side Unbundled Outward PBX Trunk - Bus			UEPSP	UEPPO	1.52	30.37	14.42				15.20				
	2-Wire VG Line Side Unbundled Incoming PBX Trunk - Bus			UEPSP	UEPP1	1.52	30.37	14.42				15.20				
	2-Wire Analog Long Distance Terminal PBX Trunk - Bus			UEPSP	UEPLD	1.52	30.37	14.42				15.20				
	2-Wire Voice Unbundled 2-Way PBX Louisiana Calling Port			UEPSP	UEPL2	1.52	30.37	14.42				15.20				
	2-Wire Voice Unbundled PBX LD Terminal Ports			UEPSP	UEPLD	1.52	30.37	14.42				15.20				
	2-Wire Vice Unbundled 2-Way PBX Usage Port			UEPSP	UEPXA	1.52	30.37	14.42				15.20				
	2-Wire Voice Unbundled PBX Toll Terminal Hotel Ports			UEPSP	UEPXB	1.52	30.37	14.42				15.20				
	2-Wire Voice Unbundled PBX LD DDD Terminals Port			UEPSP	UEPXC	1.52	30.37	14.42				15.20				
	2-Wire Voice Unbundled PBX LD Terminal Switchboard Port			UEPSP	UEPXD	1.52	30.37	14.42				15.20				
	2-Wire Voice Unbundled PBX LD Terminal Switchboard IDD Capable Port			UEPSP	UEPXE	1.52	30.37	14.42				15.20				
	2-Wire Voice Unbundled 2-Way PBX Louisiana Local Optional Calling Port			UEPSP	UEPKX	1.52	30.37	14.42				15.20				
	2-Wire Voice Unbundled 2-Way PBX Hotel/Hospital Economy Administrative Calling Port			UEPSP	UEPXL	1.52	30.37	14.42				15.20				
	2-Wire Voice Unbundled 2-Way PBX Hotel/Hospital Economy Room Calling Port			UEPSP	UEPXM	1.52	30.37	14.42				15.20				
	2-Wire Voice Unbundled 1-Way Outgoing PBX Hotel/Hospital Discount Room Calling Port			UEPSP	UEPXO	1.52	30.37	14.42				15.20				
	2-Wire Voice Unbundled 1-Way Outgoing PBX Louisiana Local Discount Calling Port			UEPSP	UEPXP	1.52	30.37	14.42				15.20				
	2-Wire Voice Unbundled 1-Way Outgoing PBX Measured Port			UEPSP	UEPXS	1.52	30.37	14.42				15.20				
	Subsequent Activity			UEPSP	USASC	0.00	0.00	0.00				15.20				
	FEATURES															
	All Available Vertical Features			UEPSP	UEPSE	0.00	0.00	0.00				15.20				
	EXCHANGE PORT RATES (COIN)															
	Exchange Ports - Coin Port					1.52	2.31	2.21				15.20				
	NOTE: Transmission/usage charges associated with POTS circuit switched usage will also apply to circuit switched voice and/or circuit switched data transmission by B-Channels associated with 2-wire ISDN ports.															
	NOTE: Access to B Channel or D Channel Packet capabilities will be available only through BFR/New Business Request Process. Rates for the packet capabilities will be determined via the Bona Fide Request/New Business Request Process.															
	UNBUNDLED LOCAL EXCHANGE SWITCHING(PORTS)															
	EXCHANGE PORT RATES (DID & PBX)															
	Exchange Ports - 2-Wire DID Port			UEPEX	UEPP2	8.29	115.85	18.20				15.20				
	Exchange Ports - DDITS Port - 4-Wire DS1 Port with DID capability			UEPDD	UEPDD	68.47	196.18	92.92				15.20				
	Exchange Ports - 2-Wire ISDN Port (See Notes below.)			UEPTX	UEPSX	10.07	70.76	51.46				15.20				

UNBUNDLED NETWORK ELEMENTS - Louisiana											Attachment: 2		Exhibit: B						
CATEGORY	RATE ELEMENTS	Interim	Zone	BCS	USOC	RATES(\$)	Svc Order Submitted Elec per LSR	Svc Order Submitted Manually per LSR	Incremental Charge - Manual Svc Order vs. Electronic-1st	Incremental Charge - Manual Svc Order vs. Electronic-Add'l	Incremental Charge - Manual Svc Order vs. Electronic-Disc 1st	Incremental Charge - Manual Svc Order vs. Electronic-Disc Add'l	OSS Rates(\$)						
													Rec	Nonrecurring First	Nonrecurring Add'l	Nonrecurring Disconnect First	Nonrecurring Disconnect Add'l	SOME C	SOMAN
	All Features Offered			UEPTX UEPSX	UEPVF	0.00													
NOTE: Transmission/usage charges associated with POTS circuit switched usage will also apply to circuit switched voice and/or circuit switched data transmission by B-Channels associated with 2-wire ISDN ports.																			
NOTE: Access to B Channel or D Channel Packet capabilities will be available only through BFR/New Business Request Process. Rates for the packet capabilities will be determined via the Bona Fide Request/New Business Request Process.																			
	Exchange Ports - 2-Wire ISDN Port -- Channel Profiles			UEPTX UEPSX	U1UMA	0.00													
	Exchange Ports - 4-Wire ISDN DS1 Port			UEPEX	UEPEX	94.82													
UNBUNDLED LOCAL SWITCHING, PORT USAGE																			
End Office Switching (Port Usage)																			
	End Office Switching Function, Per MOU					0.001868													
	End Office Trunk Port - Shared, Per MOU					0.00018													
Tandem Switching (Port Usage) (Local or Access Tandem)																			
	Tandem Switching Function Per MOU					0.0001067													
	Tandem Trunk Port - Shared, Per MOU					0.000222													
Common Transport																			
	Common Transport - Per Mile, Per MOU					0.0000032													
	Common Transport - Facilities Termination Per MOU					0.0003748													
UNBUNDLED PORT/LOOP COMBINATIONS - COST BASED RATES																			
Cost Based Rates are applied where BellSouth is required by FCC and/or State Commission rule to provide Unbundled Local Switching or Switch Ports.																			
Features shall apply to the Unbundled Port/Loop Combination - Cost Based Rate section in the same manner as they are applied to the Stand-Alone Unbundled Port section of this Rate Exhibit.																			
End Office and Tandem Switching Usage and Common Transport Usage rates in the Port section of this rate exhibit shall apply to all combinations of loop/port network elements except for UNE Coin Port/Loop Combinations.																			
For Georgia, Kentucky, Louisiana, Mississippi, South Carolina and Tennessee, the recurring UNE Port and Loop charges listed apply to Currently Combined and Not Currently Combined Combos. The first and additional Port nonrecurring charges apply to Not Currently Combined Combos for all states. In GA, KY, LA, MS, SC and TN these nonrecurring charges are commission ordered cost based rates and in AL, FL and NC these nonrecurring charges are Market Rates and are also listed in the Market Rate section.																			
For Currently Combined Combos in all other states, the nonrecurring charges shall be those identified in the Nonrecurring - Currently Combined sections.																			
2-WIRE VOICE GRADE LOOP WITH 2-WIRE LINE PORT (RES)																			
UNE Port/Loop Combination Rates																			
	2-Wire VG Loop/Port Combo - Zone 1		1			13.13													
	2-Wire VG Loop/Port Combo - Zone 2		2			23.75													
	2-Wire VG Loop/Port Combo - Zone 3		3			49.62													
UNE Loop Rates																			
	2-Wire Voice Grade Loop (SL1) - Zone 1		1	UEPRX	UEPLX	11.77													
	2-Wire Voice Grade Loop (SL1) - Zone 2		2	UEPRX	UEPLX	22.39													
	2-Wire Voice Grade Loop (SL1) - Zone 3		3	UEPRX	UEPLX	48.26													
2-Wire Voice Grade Line Port Rates (Res)																			
	2-Wire voice unbundled port - residence			UEPRX	UEPRL	1.36													
	2-Wire voice unbundled port with Caller ID - res			UEPRX	UEPRC	1.36													
	2-Wire voice unbundled port outgoing only - res			UEPRX	UEPRO	1.36													
	2-Wire voice Grade unbundled Louisiana extended local dialing parity port with Caller ID - res			UEPRX	UEPAS	1.36													
	2-Wire voice unbundled Louisiana Area Plus with Caller ID - res (RUL)			UEPRX	UEPAG	1.36													
	2-Wire voice unbundles res, low usage line port with Caller ID (LUM)			UEPRX	UEPAP	1.36													
FEATURES																			
	All Features Offered			UEPRX	UEPVF	0.00													
LOCAL NUMBER PORTABILITY																			
	Local Number Portability (1 per port)			UEPRX	LNPCX	0.35													
NONRECURRING CHARGES (NRCs) - CURRENTLY COMBINED																			
	2-Wire Voice Grade Loop / Line Port Combination - Conversion - Switch-as-is			UEPRX	USAC2														
	2-Wire Voice Grade Loop / Line Port Combination - Conversion - Switch with change			UEPRX	USACC														
ADDITIONAL NRCs																			
	2-Wire Voice Grade Loop/Line Port Combination - Subsequent Activity			UEPRX	USAS2	0.00													
2-WIRE VOICE GRADE LOOP WITH 2-WIRE LINE PORT (BUS)																			
UNE Port/Loop Combination Rates																			
	2-Wire VG Loop/Port Combo - Zone 1		1			13.13													
	2-Wire VG Loop/Port Combo - Zone 2		2			23.75													
	2-Wire VG Loop/Port Combo - Zone 3		3			49.62													
UNE Loop Rates																			
	2-Wire Voice Grade Loop (SL1) - Zone 1		1	UEPRX	UEPLX	11.77													
	2-Wire Voice Grade Loop (SL1) - Zone 2		2	UEPRX	UEPLX	22.39													
	2-Wire Voice Grade Loop (SL1) - Zone 3		3	UEPRX	UEPLX	48.26													

UNBUNDLED NETWORK ELEMENTS - Louisiana										Attachment: 2		Exhibit: B				
CATEGORY	RATE ELEMENTS	Interim	Zone	BCS	USOC	RATES(\$)	Svc Order Submitted Elec per LSR	Svc Order Submitted Manually per LSR	Incremental Charge - Manual Svc Order vs. Electronic-1st	Incremental Charge - Manual Svc Order vs. Electronic-Add'l	Incremental Charge - Manual Svc Order vs. Electronic-Disc 1st	Incremental Charge - Manual Svc Order vs. Electronic-Disc Add'l				
													Rec	Nonrecurring		Nonrecurring Disconnect
										SOMEc	SOMAN	SOMAN	SOMAN	SOMAN	SOMAN	
	2-Wire Coin Outward with Operator Screening and 011 Blocking (LA)			UEPCO	UEPLA	1.36		38.85	19.08							
	2-Wire Coin Outward with Operator Screening and Blocking: 011, 900/976, 1+DDD (AL, KY, LA, MS)			UEPCO	UEPRH	1.36		38.85	19.08							
	2-Wire Coin Outward Operator Screening & Blocking: 900/976, 1+DDD, 011+, and Local (AL, KY, LA, MS)			UEPCO	UEPCN	1.36		38.85	19.08							
	2-Wire Coin 2-Way Smartline with 900/976 (Louisiana only)			UEPCO	UEPNA	1.36		38.85	19.08							
	2-Wire Coin Outward Smartline with 900/976 (Louisiana only)			UEPCO	UEPCB	1.36		38.85	19.08							
	ADDITIONAL UNE COIN PORT/LOOP (RC)															
	UNE Coin Port/Loop Combo Usage (Flat Rate)			UEPCO	URECU	1.81		0.00	0.00							
	LOCAL NUMBER PORTABILITY															
	Local Number Portability (1 per port)			UEPCO	LNPCX	0.35										
	NONRECURRING CHARGES - CURRENTLY COMBINED															
	2-Wire Voice Grade Loop / Line Port Combination - Conversion - Switch-as-is			UEPCO	USAC2			0.10	0.10							
	2-Wire Voice Grade Loop / Line Port Combination - Conversion - Switch with change			UEPCO	USACC			0.10	0.10							
	ADDITIONAL NRCS															
	2-Wire Voice Grade Loop/Line Port Combination - Subsequent Activity			UEPCO	USAS2			0.00	0.00							
	UNBUNDLED REMOTE CALL FORWARDING - RES															
	Non-Recurring															
	UNBUNDLED REMOTE CALL FORWARDING - Bus															
	Unbundled Remote Call Forwarding, InterState/Intra LATA-Bus			UEPVB	UEPVJ	1.52		2.31	2.21							
	Non-Recurring															
	2-WIRE VOICE LOOP/ 2WIRE VOICE GRADE IO TRANSPORT/ 2-WIRE LINE PORT (RES)															
	2-WIRE VOICE LOOP/ 2WIRE VOICE GRADE IO TRANSPORT/ 2-WIRE LINE PORT (BUS)															
	UNBUNDLED PORT/LOOP COMBINATIONS - COST BASED RATES															
	2-WIRE VOICE GRADE LOOP- BUS ONLY - WITH 2-WIRE DID TRUNK PORT															
	UNE Port/Loop Combination Rates															
	2-Wire VG Loop/2-Wire DID Trunk Port Combo - UNE Zone 1		1					23.20								
	2-Wire VG Loop/2-Wire DID Trunk Port Combo - UNE Zone 2		2					33.62								
	2-Wire VG Loop/2-Wire DID Trunk Port Combo - UNE Zone 3		3					58.73								
	UNE Loop Rates															
	2-Wire Analog Voice Grade Loop - (SL2) - UNE Zone 1		1	UEPPX	UECD1			14.93								
	2-Wire Analog Voice Grade Loop - (SL2) - UNE Zone 2		2	UEPPX	UECD1			25.35								
	2-Wire Analog Voice Grade Loop - (SL2) - UNE Zone 3		3	UEPPX	UECD1			50.46								
	UNE Port Rate															
	Exchange Ports - 2-Wire DID Port			UEPPX	UEPD1	8.27		217.95	83.92							
	NONRECURRING CHARGES - CURRENTLY COMBINED															
	2-Wire Voice Grade Loop / 2-Wire DID Trunk Port Combination - Switch-as-is			UEPPX	USAC1			7.10	1.81							
	2-Wire Voice Grade Loop / 2-Wire DID Trunk Port Conversion with BellSouth Allowable Changes			UEPPX	USA1C			7.10	1.81							
	ADDITIONAL NRCS															
	2-Wire DID Subsequent Activity - Add Trunks, Per Trunk			UEPPX	USAS1			26.01	26.01							
	Telephone Number/Trunk Group Establishment Charges															
	DID Trunk Termination (One Per Port)			UEPPX	NDT	0.00		0.00	0.00							
	Additional DID Numbers for each Group of 20 DID Numbers			UEPPX	ND4	0.00		0.00	0.00							
	DID Numbers, Non- consecutive DID Numbers , Per Number			UEPPX	ND5	0.00		0.00	0.00							
	Reserve Non-Consecutive DID numbers			UEPPX	ND6	0.00		0.00	0.00							
	Reserve DID Numbers			UEPPX	NDV	0.00		0.00	0.00							
	LOCAL NUMBER PORTABILITY															
	Local Number Portability (1 per port)			UEPPX	LNPCP	3.15		0.00	0.00							
	2-WIRE ISDN DIGITAL GRADE LOOP WITH 2-WIRE ISDN DIGITAL LINE SIDE PORT															
	UNE Port/Loop Combination Rates															
	2W ISDN Digital Grade Loop/2W ISDN Digital Line Side Port - UNE Zone 1		1	UEPPB	UEPPR			27.48								

UNBUNDLED NETWORK ELEMENTS - Louisiana										Attachment: 2		Exhibit: B											
CATEGORY	RATE ELEMENTS	Interim	Zone	BCS	USOC	RATES(\$)	Svc Order Submitted Elec per LSR	Svc Order Submitted Manually per LSR	Incremental Charge - Manual Svc Order vs. Electronic-1st	Incremental Charge - Manual Svc Order vs. Electronic-Add'l	Incremental Charge - Manual Svc Order vs. Electronic-Disc 1st	Incremental Charge - Manual Svc Order vs. Electronic-Disc Add'l	OSS Rates(\$)										
													Rec	Nonrecurring		Nonrecurring Disconnect		SOMEc	SOMAN	SOMAN	SOMAN	SOMAN	SOMAN
													First	Add'l	First	Add'l							
INTERFACE (Provisioning Only)																							
	Voice/Data			UEPPP	PR71V	0.00																	
	Digital Data			UEPPP	PR71D	0.00																	
	Inward Data			UEPPP	PR71E	0.00																	
New or Additional "B" Channel																							
	New or Additional - Voice/Data B Channel			UEPPP	PR7BV	0.00																	
	New or Additional - Digital Data B Channel			UEPPP	PR7BF	0.00																	
	New or Additional Inward Data B Channel			UEPPP	PR7BD	0.00																	
CALL TYPES																							
	Inward			UEPPP	PR7C1	0.00																	
	Outward			UEPPP	PR7C0	0.00																	
	Two-way			UEPPP	PR7CC	0.00																	
Interoffice Channel Mileage																							
	Fixed Each Including First Mile			UEPPP	1LN1A	70.7352																	
	Each Airline-Fractional Additional Mile			UEPPP	1LN1B	0.2652																	
4-WIRE DS1 DIGITAL LOOP WITH 4-WIRE DDITS TRUNK PORT																							
UNE Port/Loop Combination Rates																							
	4W DS1 Digital Loop/4W DDITS Trunk Port - UNE Zone 1		1	UEPDC		154.17																	
	4W DS1 Digital Loop/4W DDITS Trunk Port - UNE Zone 2		2	UEPDC		263.43																	
	4W DS1 Digital Loop/4W DDITS Trunk Port - UNE Zone 3		3	UEPDC		560.41																	
UNE Loop Rates																							
	4-Wire DS1 Digital Loop - UNE Zone 1		1	UEPDC	USLDC	85.70																	
	4-Wire DS1 Digital Loop - UNE Zone 2		2	UEPDC	USLDC	194.96																	
	4-Wire DS1 Digital Loop - UNE Zone 3		3	UEPDC	USLDC	491.94																	
UNE Port Rate																							
	4-Wire DDITS Digital Trunk Port			UEPDC	UDD1T	68.47																	
NONRECURRING CHARGES - CURRENTLY COMBINED																							
	4-Wire DS1 Digital Loop / 4-Wire DDITS Trunk Port Combination - Switch-as-is			UEPDC	USAC4																		
	4-Wire DS1 Digital Loop / 4-Wire DDITS Trunk Port Combination - Conversion with DS1 Changes			UEPDC	USAWA																		
	4-Wire DS1 Digital Loop / 4-Wire DDITS Trunk Port Combination - Conversion with Change - Trunk			UEPDC	USAWB																		
ADDITIONAL NRCs																							
	4-Wire DS1 Loop / 4-Wire DDITS Trunk Port - NRC - Subsequent Channel Activation/Chan - 2-Way Trunk			UEPDC	UDTTA																		
	4-Wire DS1 Loop / 4-Wire DDITS Trunk Port - Subsequent Channel Activation/Chan - 1-Way Outward Trunk			UEPDC	UDTTB																		
	4-Wire DS1 Loop / 4-Wire DDITS Trunk Port - Subsqt Channel Activation/Chan - Inward Trunk w/out DID			UEPDC	UDTTC																		
	4-Wire DS1 Loop / 4-Wire DDITS Trunk Port - Subsqt Chan Activation Per Chan - Inward Trunk with DID			UEPDC	UDTTD																		
	4-Wire DS1 Loop / 4-Wire DDITS Trunk Port - Subsqt Chan Activation / Chan - 2-Way DID w User Trans			UEPDC	UDTTE																		
BIPOLAR 8 ZERO SUBSTITUTION																							
	B8ZS - Superframe Format			UEPDC	CCOSF																		
	B8ZS - Extended Superframe Format			UEPDC	CCOEF																		
Alternate Mark Inversion																							
	AMI - Superframe Format			UEPDC	MCOSF																		
	AMI - Extended SuperFrame Format			UEPDC	MCOPO																		
Telephone Number/Trunk Group Establishment Charges																							
	Telephone Number for 2-Way Trunk Group			UEPDC	UDTGX	0.00																	
	Telephone Number for 1-Way Outward Trunk Group			UEPDC	UDTGY	0.00																	
	Telephone Number for 1-Way Inward Trunk Group Without DID			UEPDC	UDTGZ	0.00																	
	DID Numbers for each Group of 20 DID Numbers			UEPDC	ND4	0.00																	
	DID Numbers, Non- consecutive DID Numbers , Per Number			UEPDC	ND5	0.00																	
	Reserve Non-Consecutive DID Nos.			UEPDC	ND6	0.00																	
	Reserve DID Numbers			UEPDC	NDV	0.00																	
Dedicated DS1 (Interoffice Channel Mileage) - FX/FCO for 4-Wire DS1 Digital Loop with 4-Wire DDITS Trunk Port																							

UNBUNDLED NETWORK ELEMENTS - Louisiana										Attachment: 2		Exhibit: B			
CATEGORY	RATE ELEMENTS	Interim	Zone	BCS	USOC	RATES(\$)		Svc Order Submitted Elec per LSR	Svc Order Submitted Manually per LSR	Incremental Charge - Manual Svc Order vs. Electronic-1st	Incremental Charge - Manual Svc Order vs. Electronic-Add'l	Incremental Charge - Manual Svc Order vs. Electronic-Disc 1st	Incremental Charge - Manual Svc Order vs. Electronic-Disc Add'l		
						Rec	Nonrecurring							Nonrecurring Disconnect	OSS Rates(\$)
						First	Add'l	First	Add'l	SOMEc	SOMAN	SOMAN	SOMAN	SOMAN	SOMAN
	Feature (Service) Activation for each Line Side Port Terminated in D4 Bank			UEPPX	1PQWM	0.6497	25.36	13.40			15.20				
	Feature (Service) Activation for each Trunk Side Port Terminated in D4 Bank			UEPPX	1PQWU	0.6497	78.05	18.40			15.20				
Telephone Number/ Group Establishment Charges for DID Service															
	DID Trunk Termination (1 per Port)			UEPPX	NDT	0.00	0.00	0.00			15.20				
	DID Numbers - groups of 20 - Valid all States			UEPPX	ND4	0.00	0.00	0.00			15.20				
	Non-Consecutive DID Numbers - per number			UEPPX	ND5	0.00	0.00	0.00			15.20				
	Reserve Non-Consecutive DID Numbers			UEPPX	ND6	0.00	0.00	0.00			15.20				
	Reserve DID Numbers			UEPPX	NDV	0.00	0.00	0.00			15.20				
Local Number Portability															
	Local Number Portability - 1 per port			UEPPX	LNPCP	3.15	0.00	0.00							
FEATURES - Vertical and Optional															
Local Switching Features Offered with Line Side Ports Only															
	All Features Available			UEPPX	UEPVF	0.00	0.00	0.00			15.20				
UNBUNDLED PORT LOOP COMBINATIONS - MARKET RATES															
Market Rates shall apply where BellSouth is not required to provide unbundled local switching or switch ports per FCC and/or State Commission rules.															
These scenarios include:															
1. Unbundled port/loop combinations that are Not Currently Combined in Alabama, Florida and North Carolina.															
2. Unbundled port/loop combinations that are Currently Combined or Not Currently Combined in Zone 1 of the Top 8 MSAs in BellSouth's region for end users with 4 or more DS0 equivalent lines.															
The Top 8 MSAs in BellSouth's region are: FL (Orlando, Ft. Lauderdale, Miami); GA (Atlanta); LA (New Orleans); NC (Greensboro-Winston Salem-Highpoint/Charlotte-Gastonia-Rock Hill); TN (Nashville).															
BellSouth currently is developing the billing capability to mechanically bill the recurring and non-recurring Market Rates in this section except for nonrecurring charges for not currently combined in AL, FL and NC. In the interim where BellSouth cannot bill Market Rates, BellSouth shall bill the rates in the Cost-Based section preceding in lieu of the Market Rates and reserves the right to true-up the billing difference.															
The Market Rate for unbundled ports includes all available features in all states.															
End Office and Tandem Switching Usage and Common Transport Usage rates in the Port section of this rate exhibit shall apply to all combinations of loop/port network elements except for UNE Coin Port/Loop Combinations which have a flat rate usage charge (USOC: URECU).															
For Not Currently Combined scenarios where Market Rates apply, the Nonrecurring charges are listed in the First and Additional NRC columns for each Port USOC. For Currently Combined scenarios, the Nonrecurring charges are listed in the NRC - Currently Combined section. Additional NRCs may apply also and are categorized accordingly.															
2-WIRE VOICE GRADE LOOP WITH 2-WIRE LINE PORT (RES)															
UNE Port/Loop Combination Rates															
	2-Wire VG Loop/Port Combo - Zone 1		1			25.77									
	2-Wire VG Loop/Port Combo - Zone 2		2			36.39									
	2-Wire VG Loop/Port Combo - Zone 3		3			62.26									
UNE Loop Rates															
	2-Wire Voice Grade Loop (SL1) - Zone 1		1	UEPRX	UEPLX	11.77									
	2-Wire Voice Grade Loop (SL1) - Zone 2		2	UEPRX	UEPLX	22.39									
	2-Wire Voice Grade Loop (SL1) - Zone 3		3	UEPRX	UEPLX	48.26									
2-Wire Voice Grade Line Port (Res)															
	2-Wire voice unbundled port - residence			UEPRX	UEPRL	14.00	90.00	90.00			31.92	7.32			
	2-Wire voice unbundled port with Caller ID - res			UEPRX	UEPRC	14.00	90.00	90.00			31.92	7.32			
	2-Wire voice unbundled port outgoing only - res			UEPRX	UEPRO	14.00	90.00	90.00			31.92	7.32			
	2-Wire voice Grade unbundled Louisiana extended local dialing parity port with Caller ID - res			UEPRX	UEPAS	14.00	90.00	90.00			31.92	7.32			
	2-Wire voice unbundled Louisiana Area Plus with Caller ID - res (RUL)			UEPRX	UEPAG	14.00	90.00	90.00			31.92	7.32			
	2-Wire voice unbundled Louisiana Area Plus with Caller ID - res (AC7)			UEPRX	UEPAH	14.00	90.00	90.00			31.92	7.32			
	2-Wire voice unbundles res, low usage line port with Caller ID (LUM)			UEPRX	UEPAP	14.00	90.00	90.00			31.92	7.32			
LOCAL NUMBER PORTABILITY															
	Local Number Portability (1 per port)			UEPRX	LNPCX	0.35									
FEATURES															
	All Features Offered			UEPRX	UEPVF	0.00	0.00	0.00			31.92	7.32			
NONRECURRING CHARGES - CURRENTLY COMBINED															
	2-Wire Voice Grade Loop / Line Port Combination - Switch-as-is			UEPRX	USAC2		41.50	41.50			31.92	7.32			
	2-Wire Voice Grade Loop / Line Port Combination - Switch with change			UEPRX	USACC		41.50	41.50			31.92	7.32			
ADDITIONAL NRCs															

UNBUNDLED NETWORK ELEMENTS - Louisiana										Attachment: 2		Exhibit: B						
CATEGORY	RATE ELEMENTS	Interim	Zone	BCS	USOC	RATES(\$)	Svc Order Submitted Elec per LSR	Svc Order Submitted Manually per LSR	Incremental Charge - Manual Svc Order vs. Electronic-1st	Incremental Charge - Manual Svc Order vs. Electronic-Add'l	Incremental Charge - Manual Svc Order vs. Electronic-Disc 1st	Incremental Charge - Manual Svc Order vs. Electronic-Disc Add'l						
													Rec	Nonrecurring		Nonrecurring Disconnect		OSS Rates(\$)
													SOMEc	SOMAN	SOMAN	SOMAN	SOMAN	SOMAN
	2-Wire Voice Grade Loop (SL1) - Zone 1		1	UEPPX	UEPLX	11.77												
	2-Wire Voice Grade Loop (SL1) - Zone 2		2	UEPPX	UEPLX	22.39												
	2-Wire Voice Grade Loop (SL1) - Zone 3		3	UEPPX	UEPLX	48.26												
2-Wire Voice Grade Line Port Rates (BUS - PBX)																		
	Line Side Unbundled Combination 2-Way PBX Trunk Port - Bus			UEPPX	UEPPC	14.00												
	Line Side Unbundled Outward PBX Trunk Port - Bus			UEPPX	UEPPO	14.00												
	Line Side Unbundled Incoming PBX Trunk Port - Bus			UEPPX	UEPP1	14.00												
	2-Wire Voice Unbundled 2-Way Combination PBX Louisiana Calling Port			UEPPX	UEPL2	14.00												
	2-Wire Voice Unbundled PBX LD Terminal Ports			UEPPX	UEPLD	14.00												
	2-Wire Voice Unbundled 2-Way Combination PBX Usage Port			UEPPX	UEPXA	14.00												
	2-Wire Voice Unbundled PBX Toll Terminal Hotel Ports			UEPPX	UEPXB	14.00												
	2-Wire Voice Unbundled PBX LD DDD Terminals Port			UEPPX	UEPXC	14.00												
	2-Wire Voice Unbundled PBX LD Terminal Switchboard Port			UEPPX	UEPXD	14.00												
	2-Wire Voice Unbundled PBX LD Terminal Switchboard IDD Capable Port			UEPPX	UEPXE	14.00												
	2-Wire Voice Unbundled 2-Way PBX Louisiana Local Optional Calling Port			UEPPX	UEPXE	14.00												
	2-Wire Voice Unbundled 2-Way PBX Hotel/Hospital Economy Administrative Calling Port			UEPPX	UEPXL	14.00												
	2-Wire Voice Unbundled 2-Way PBX Hotel/Hospital Economy Room Calling Port			UEPPX	UEPXM	14.00												
	2-Wire Voice Unbundled 1-Way Outgoing PBX Hotel/Hospital Discount Room Calling Port			UEPPX	UEPXD	14.00												
	2-Wire Voice Unbundled 1-Way Outgoing PBX Louisiana Local Discount Calling Port			UEPPX	UEPXP	14.00												
	2-Wire Voice Unbundled 1-Way Outgoing PBX Measured Port			UEPPX	UEPXS	14.00												
LOCAL NUMBER PORTABILITY																		
	Local Number Portability (1 per port)			UEPPX	LNPCP	3.15												
FEATURES																		
	All Features Offered			UEPPX	UEPVF	0.00												
NONRECURRING CHARGES - CURRENTLY COMBINED																		
	2-Wire Voice Grade Loop/ Line Port Combination - Switch-As-Is			UEPPX	USAC2													
	2-Wire Voice Grade Loop/ Line Port Combination - Switch with Change			UEPPX	USACC													
ADDITIONAL NRCS																		
	2-Wire Voice Grade Loop/ Line Port Combination - Subsequent			UEPPX	USAS2													
	2 Wire Loop/Line Side Port Combination - Non feature - Subsequent Activity- Nonrecurring																	
	PBX Subsequent Activity - Change/Rearrange Multiline Hunt Group																	
						14.64												
2-WIRE VOICE GRADE LOOP WITH 2-WIRE ANALOG LINE COIN PORT UNE Port/Loop Combination Rates																		
	2-Wire VG Coin Port/Loop Combo - Zone 1		1			25.77												
	2-Wire VG Coin Port/Loop Combo - Zone 2		2			36.39												
	2-Wire VG Coin Port/Loop Combo - Zone 3		3			62.26												
UNE Loop Rates																		
	2-Wire Voice Grade Loop (SL1) - Zone 1		1	UEPCO	UEPLX	11.77												
	2-Wire Voice Grade Loop (SL1) - Zone 2		2	UEPCO	UEPLX	22.39												
	2-Wire Voice Grade Loop (SL1) - Zone 3		3	UEPCO	UEPLX	48.26												
2-Wire Voice Grade Line Port Rates (Coin)																		
	2-Wire Coin 2-Way without Operator Screening and without Blocking (AL, KY, LA, MS)			UEPCO	UEPRF	14.00												
	2-Wire Coin 2-Way with Operator Screening and Blocking: 011, 900/976, 1+DDD (AL, KY, LA, MS, SC)			UEPCO	UEPRA	14.00												

UNBUNDLED NETWORK ELEMENTS - Louisiana											Attachment: 2		Exhibit: B								
CATEGORY	RATE ELEMENTS	Interim	Zone	BCS	USOC	RATES(\$)	Svc Order Submitted Elec per LSR	Svc Order Submitted Manually per LSR	Incremental Charge - Manual Svc Order vs. Electronic-1st	Incremental Charge - Manual Svc Order vs. Electronic-Add'l	Incremental Charge - Manual Svc Order vs. Electronic-Disc 1st	Incremental Charge - Manual Svc Order vs. Electronic-Disc Add'l	OSS Rates(\$)								
													Rec	Nonrecurring		Nonrecurring Disconnect		SOMEc	SOMAN	SOMAN	SOMAN
													First	Add'l	First	Add'l					
	2-Wire ISDN Digital Grade Loop - UNE Zone 2		2	UEPPB UEPPR USL2X		31.95															15.20
	2-Wire ISDN Digital Grade Loop - UNE Zone 3		3	UEPPB UEPPR USL2X		62.60															15.20
	UNE Port Rate																				
	Exchange Port - 2-Wire ISDN Line Side Port			UEPPB UEPPR UEPPB		65.00		525.00	400.00												15.20
	NONRECURRING CHARGES - CURRENTLY COMBINED																				
	2-Wire ISDN Digital Grade Loop / 2-Wire ISDN Line Side Port Combination - Conversion - Top 8 MSAs only			UEPPB UEPPR USACB		0.00		230.00	230.00												15.20
	ADDITIONAL NRCs																				
	LOCAL NUMBER PORTABILITY																				
	Local Number Portability (1 per port)			UEPPB UEPPR LNPCX		0.35		0.00	0.00												
	B-CHANNEL USER PROFILE ACCESS:																				
	CVS/CSD (DMS/5ESS)			UEPPB UEPPR U1UCA		0.00		0.00	0.00												
	CVS (EWSD)			UEPPB UEPPR U1UCB		0.00		0.00	0.00												
	CSD			UEPPB UEPPR U1UCC		0.00		0.00	0.00												
	B-CHANNEL AREA PLUS USER PROFILE ACCESS: (AL,KY,LA,MS SC,MS, & TN)																				
	CVS/CSD (DMS/5ESS)			UEPPB UEPPR U1UCD		0.00		0.00	0.00												
	CVS (EWSD)			UEPPB UEPPR U1UCE		0.00		0.00	0.00												
	CSD			UEPPB UEPPR U1UCF		0.00		0.00	0.00												
	USER TERMINAL PROFILE																				
	User Terminal Profile (EWSD only)			UEPPB UEPPR U1UMA		0.00		0.00	0.00												
	VERTICAL FEATURES																				
	All Vertical Features - One per Channel B User Profile			UEPPB UEPPR UEPVF		0.00		0.00	0.00												15.20
	INTEROFFICE CHANNEL MILEAGE																				
	Interoffice Channel mileage each, including first mile and facilities termination			UEPPB UEPPR M1GNC		22.613		39.36	26.62												15.20
	Interoffice Channel mileage each, additional mile			UEPPB UEPPR M1GNM		0.013		0.00	0.00												15.20
	4-WIRE DS1 DIGITAL LOOP WITH 4-WIRE ISDN DS1 DIGITAL TRUNK PORT																				
	UNE Port/Loop Combination Rates																				
	4W DS1 Digital Loop/4W ISDN DS1 Digital Trunk Port - UNE Zone 1		1	UEPPP		935.70															
	4W DS1 Digital Loop/4W ISDN DS1 Digital Trunk Port - UNE Zone 2		2	UEPPP		1,044.96															
	4W DS1 Digital Loop/4W ISDN DS1 Digital Trunk Port - UNE Zone 3		3	UEPPP		1,341.94															
	UNE Loop Rates																				
	4-Wire DS1 Digital Loop - UNE Zone 1		1	UEPPP USL4P		85.70															15.20
	4-Wire DS1 Digital Loop - UNE Zone 2		2	UEPPP USL4P		194.96															15.20
	4-Wire DS1 Digital Loop - UNE Zone 3		3	UEPPP USL4P		491.94															15.20
	UNE Port Rate																				
	Exchange Ports - 4-Wire ISDN DS1 Port			UEPPP UEPPP		850.00		1,150.00	1,150.00												15.20
	NONRECURRING CHARGES - CURRENTLY COMBINED																				
	4-Wire DS1 Digital Loop / 4-Wire ISDN DS1 Digital Trunk Port Combination - Conversion -Switch-As-Is Top 8 MSAs only			UEPPP USACP		0.00		950.00	950.00												15.20
	ADDITIONAL NRCs																				
	4-Wire DS1 Loop/4-W ISDN Digt Trk Port - Subsqct Actvy-Inward/two way tel nos within Std Allowance (except NC)			UEPPP PR7TF				0.48													15.20
	4-Wire DS1 Loop / 4-Wire ISDN DS1 Digital Trunk Port - Outward Tel Numbers (All States except NC)			UEPPP PR7TO				11.18	11.18												15.20
	4-Wire DS1 Loop / 4-Wire ISDN DS1 Digital Trk Port - Subsequent Inward Tel Nos Above Std Allowance			UEPPP PR7ZT				22.35	22.35												15.20
	LOCAL NUMBER PORTABILITY																				
	Local Number Portability (1 per port)			UEPPP LNPCN		1.75															
	INTERFACE (Provisioning Only)																				
	Voice/Data			UEPPP PR71V		0.00		0.00	0.00												
	Digital Data			UEPPP PR71D		0.00		0.00	0.00												
	Inward Data			UEPPP PR71E		0.00		0.00	0.00												
	New or Additional "B" Channel																				
	New or Additional - Voice/Data B Channel			UEPPP PR7BV		0.00		14.11													15.20

UNBUNDLED NETWORK ELEMENTS - Louisiana											Attachment: 2		Exhibit: B								
CATEGORY	RATE ELEMENTS	Interim	Zone	BCS	USOC	RATES(\$)	Svc Order Submitted Elec per LSR	Svc Order Submitted Manually per LSR	Incremental Charge - Manual Svc Order vs. Electronic-1st	Incremental Charge - Manual Svc Order vs. Electronic-Add'l	Incremental Charge - Manual Svc Order vs. Electronic-Disc 1st	Incremental Charge - Manual Svc Order vs. Electronic-Disc Add'l	OSS Rates(\$)								
													Rec	Nonrecurring		Nonrecurring Disconnect		SOMEc	SOMAN	SOMAN	SOMAN
													First	Add'l	First	Add'l					
	DID Numbers, Non- consecutive DID Numbers , Per Number			UEPDC	ND5	0.00															
	Reserve Non-Consecutive DID Nos.			UEPDC	ND6	0.00	0.00	0.00													
	Reserve DID Numbers			UEPDC	NDV	0.00	0.00	0.00													
	Dedicated DS1 (Interoffice Channel Mileage) - FX/FCO for 4-Wire DS1 Digital Loop with 4-Wire DDITS Trunk Port																				
	Interoffice Channel Mileage - Fixed rate 0-8 miles (Facilities Termination)			UEPDC	1LNO1	70.47	86.69	79.44													
	Interoffice Channel Mileage - Additional rate per mile - 0-8 miles			UEPDC	1LNOA	0.2652	0.00	0.00													
	Interoffice Channel Mileage - Fixed rate 9-25 miles (Facilities Termination)			UEPDC	1LNO2	0.00	0.00	0.00													
	Interoffice Channel Mileage - Additional rate per mile - 9-25 miles			UEPDC	1LNOB	0.2652	0.00	0.00													
	Interoffice Channel Mileage - Fixed rate 25+ miles (Facilities Termination)			UEPDC	1LNO3	0.00	0.00	0.00													
	Interoffice Channel Mileage - Additional rate per mile - 25+ miles			UEPDC	1LNOC	0.2652	0.00	0.00													
	Local Number Portability, per DS0 Activated			UEPDC	LNPCP	3.15	0.00	0.00													
	Central Office Terminating Point			UEPDC	CTG	0.00															
	4-WIRE DS1 LOOP WITH CHANNELIZATION WITH PORT																				
	System is 1 DS1 Loop, 1 D4 Channel Bank, and up to 24 Feature Activations																				
	A system can have various rate combinations based on type and number of ports used																				
	UNE DS1 Loop																				
	4-Wire DS1 Loop - UNE Zone 1		1	UEPMG	USLDC	85.70	0.00	0.00													
	4-Wire DS1 Loop - UNE Zone 2		2	UEPMG	USLDC	194.96	0.00	0.00													
	4-Wire DS1 Loop - UNE Zone 3		3	UEPMG	USLDC	491.94	0.00	0.00													
	UNE DSO Channelization Capacities (D4 Channel Bank Configurations)																				
	24 DSO Channel Capacity - 1 per DS1			UEPMG	VUM24	97.35	0.00	0.00													
	48 DSO Channel Capacity - 1 per 2 DS1s			UEPMG	VUM48	194.70	0.00	0.00													
	96 DSO Channel Capacity -1per 4 DS1s			UEPMG	VUM96	389.40	0.00	0.00													
	144 DSO Channel Capacity - 1 per 6 DS1s			UEPMG	VUM144	584.10	0.00	0.00													
	192 DSO Channel Capacity -1 per 8 DS1s			UEPMG	VUM192	778.80	0.00	0.00													
	240 DSO Channel Capacity - 1 per 10 DS1s			UEPMG	VUM240	973.50	0.00	0.00													
	288 DSO Channel Capacity - 1 per 12 DS1s			UEPMG	VUM288	1,168.20	0.00	0.00													
	384 DSO Channel Capacity - 1 per 16 DS1s			UEPMG	VUM384	1,557.60	0.00	0.00													
	480 DSO Channel Capacity - 1 per 20 DS1s			UEPMG	VUM480	1,947.00	0.00	0.00													
	576 DSO Channel Capacity -1 per 24 DS1s			UEPMG	VUM576	2,336.40	0.00	0.00													
	672 DSO Channel Capacity - 1 per 28 DS1s			UEPMG	VUM672	2,725.80	0.00	0.00													
	Non-Recurring Charges (NRC) Associated with 4-Wire DS1 Loop with Channelization with Port - Conversion Charge Based on a System																				
	A Minimum System configuration is One (1) DS1, One (1) D4 Channel Bank, and Up To 24 DSO Ports with Feature Activations.																				
	Multiples of this configuration functioning as one are considered Add'l after the minimum system configuration is counted.																				
	NRC - Conversion (Currently Combined) with or without BellSouth Allowed Changes - Top 8 MSAs Only			UEPMG	USAC4	0.00	450.00	50.00													
	System Additions Where Currently Combined and New (Not Currently Combined)																				
	In Top 8 MSAs and AL, FL, and NC Only																				
	1 DS1/D4 Channel Bank - Add NRC for each Port and Assoc Fea Activation -			UEPMG	VUMD4	0.00	900.00	600.00													
	Bipolar 8 Zero Substitution																				
	Clear Channel Capability Format, superframe - Subsequent Activity Only			UEPMG	CCOSF	0.00	0.00	605.00													
	Clear Channel Capability Format - Extended Superframe - Subsequent Activity Only			UEPMG	CCOEF	0.00	0.00	605.00													
	Alternate Mark Inversion (AMI)																				
	Superframe Format			UEPMG	MCOSF	0.00	0.00	0.00													
	Extended Superframe Format			UEPMG	MCOPO	0.00	0.00	0.00													
	Exchange Ports Associated with 4-Wire DS1 Loop with Channelization with Port																				
	Exchange Ports																				
	Line Side Combination Channelized PBX Trunk Port - Business			UEPPX	UEPCX	14.00	0.00	0.00													

UNBUNDLED NETWORK ELEMENTS - Louisiana											Attachment: 2		Exhibit: B								
CATEGORY	RATE ELEMENTS	Interim	Zone	BCS	USOC	RATES(\$)	Svc Order Submitted Elec per LSR	Svc Order Submitted Manually per LSR	Incremental Charge - Manual Svc Order vs. Electronic-1st	Incremental Charge - Manual Svc Order vs. Electronic-Add'l	Incremental Charge - Manual Svc Order vs. Electronic-Disc 1st	Incremental Charge - Manual Svc Order vs. Electronic-Disc Add'l	OSS Rates(\$)								
													Rec	Nonrecurring		Nonrecurring Disconnect		SOMEc	SOMAN	SOMAN	SOMAN
													First	Add'l	First	Add'l					
	Line Side Outward Channelized PBX Trunk Port - Business			UEPPX	UEPOX	14.00							0.00	0.00				15.20			
	Line Side Inward Only Channelized PBX Trunk Port without DID			UEPPX	UEP1X	14.00							0.00	0.00				15.20			
	2-Wire Trunk Side Unbundled Channelized DID Trunk Port			UEPPX	UEPDM	36.00							0.00	0.00				15.20			
Feature Activations - Unbundled Loop Concentration																					
	Feature (Service) Activation for each Line Side Port Terminated in D4 Bank			UEPPX	1PQWM	0.6497							40.00	20.00				15.20			
	Feature (Service) Activation for each Trunk Side Port Terminated in D4 Bank			UEPPX	1PQWU	0.6497							110.00	30.00				15.20			
Telephone Number/ Group Establishment Charges for DID Service																					
	DID Trunk Termination (1 per Port)			UEPPX	NDT	0.00							0.00	0.00				15.20			
	DID Numbers - groups of 20 - Valid all States			UEPPX	ND4	0.00							0.00	0.00				15.20			
	Non-Consecutive DID Numbers - per number			UEPPX	ND5	0.00							0.00	0.00				15.20			
	Reserve Non-Consecutive DID Numbers			UEPPX	ND6	0.00							0.00	0.00				15.20			
	Reserve DID Numbers			UEPPX	NDV	0.00							0.00	0.00				15.20			
Local Number Portability																					
	Local Number Portability - 1 per port			UEPPX	LNPCP	3.15							0.00	0.00							
FEATURES - Vertical and Optional																					
Local Switching Features Offered with Line Side Ports Only																					
	All Features Available			UEPPX	UEPVF	0.00							0.00	0.00				15.20			
UNBUNDLED CENTREX PORT/LOOP COMBINATIONS - COST BASED RATES																					
1. Cost Based Rates are applied where BellSouth is required by FCC and/or State Commission rule to provide Unbundled Local Switching or Switch Ports.																					
2. Features shall apply to the Unbundled Port/Loop Combination - Cost Based Rate section in the same manner as they are applied to the Stand-Alone Unbundled Port section of this Rate Exhibit.																					
3. End Office and Tandem Switching Usage and Common Transport Usage rates in the Port section of this rate exhibit shall apply to all combinations of loop/port network elements except for UNE Coin Port/Loop Combinations. For Georgia, Kentucky, Louisiana, Mississippi and Tennessee, the recurring UNE Port and Loop charges listed apply to Currently Combined and Not Currently Combined Combos. The the first and additional Port nonrecurring charges apply to Not Currently Combined Combos for all states. In GA, KY, LA, MS and TN these nonrecurring charges are commission ordered cost based rates and in AL, FL, NC and SC these nonrecurring charges are Market Rates and are listed in the Market Rate section. For Currently Combined Combos in all other states, the nonrecurring charges shall be those identified in the Nonrecurring - Currently Combined sections.																					
5. Market Rates for Unbundled Centrex Port/Loop Combination will be negotiated on an Individual Case Basis, until further notice.																					
UNE-P CENTREX - 1AESS - (Valid in AL,FL,GA,KY,LA,MS,&TN only)																					
2-Wire VG Loop/2-Wire Voice Grade Port (Centrex) Combo																					
UNE Port/Loop Combination Rates (Non-Design)																					
	2-Wire VG Loop/2-Wire Voice Grade Port (Centrex) Port Combo - Non-Design		1	UEP91		13.13															
	2-Wire VG Loop/2-Wire Voice Grade Port (Centrex)Port Combo - Non-Design		2	UEP91		23.75															
	2-Wire VG Loop/2-Wire Voice Grade Port (Centrex)Port Combo - Non-Design		3	UEP91		49.62															
UNE Port/Loop Combination Rates (Design)																					
	2-Wire VG Loop/2-Wire Voice Grade Port (Centrex) Port Combo - Design		1	UEP91		16.29															
	2-Wire VG Loop/2-Wire Voice Grade Port (Centrex)Port Combo - Design		2	UEP91		26.71															
	2-Wire VG Loop/2-Wire Voice Grade Port (Centrex)Port Combo - Design		3	UEP91		48.26															
UNE Loop Rate																					
	2-Wire Voice Grade Loop (SL 1) - Zone 1		1	UEP91	UECS1	11.77															
	2-Wire Voice Grade Loop (SL 1) - Zone 2		2	UEP91	UECS1	22.39															
	2-Wire Voice Grade Loop (SL 1) - Zone 3		3	UEP91	UECS1	48.26															
	2-Wire Voice Grade Loop (SL 2) - Zone 1		1	UEP91	UECS2	14.93															
	2-Wire Voice Grade Loop (SL 2) - Zone 2		2	UEP91	UECS2	25.35															
	2-Wire Voice Grade Loop (SL 2) - Zone 3		3	UEP91	UECS2	50.46															
UNE Ports																					
All States (Except North Carolina and Sout Carolina)																					
	2-Wire Voice Grade Port (Centrex) Basic Local Area			UEP91	UEPYA	1.36							38.85	19.08				15.20			
	2-Wire Voice Grade Port (Centrex 800 termination)Basic Local Area			UEP91	UEPYB	1.36							38.85	19.08				15.20			
	2-Wire Voice Grade Port (Centrex with Caller ID)1Basic Local Area			UEP91	UEPYH	1.36							38.85	19.08				15.20			

UNBUNDLED NETWORK ELEMENTS - Louisiana											Attachment: 2		Exhibit: B										
CATEGORY	RATE ELEMENTS	Interim	Zone	BCS	USOC	RATES(\$)	Svc Order Submitted Elec per LSR	Svc Order Submitted Manually per LSR	Incremental Charge - Manual Svc Order vs. Electronic-1st	Incremental Charge - Manual Svc Order vs. Electronic-Add'l	Incremental Charge - Manual Svc Order vs. Electronic-Disc 1st	Incremental Charge - Manual Svc Order vs. Electronic-Disc Add'l	OSS Rates(\$)										
													Rec	Nonrecurring		Nonrecurring Disconnect		SOMEc	SOMAN	SOMAN	SOMAN	SOMAN	SOMAN
													First	Add'l	First	Add'l							
	2-Wire Voice Grade Port (Centrex / EBS-PSET)3Basic Local Area			UEP9D	UEPYC	1.36							38.85	19.08									15.20
	2-Wire Voice Grade Port (Centrex / EBS-M5009)3Basic Local Area			UEP9D	UEPYD	1.36							38.85	19.08									15.20
	2-Wire Voice Grade Port (Centrex / EBS-M5209)3 Basic Local Area			UEP9D	UEPYE	1.36							38.85	19.08									15.20
	2-Wire Voice Grade Port (Centrex / EBS-M5112)3 Basic Local Area			UEP9D	UEPYF	1.36							38.85	19.08									15.20
	2-Wire Voice Grade Port (Centrex / EBS-M5312)3Basic Local Area			UEP9D	UEPYG	1.36							38.85	19.08									15.20
	2-Wire Voice Grade Port (Centrex / EBS-M5008)3 Basic Local Area			UEP9D	UEPYT	1.36							38.85	19.08									15.20
	2-Wire Voice Grade Port (Centrex / EBS-M5208)3 Basic Local Area			UEP9D	UEPYU	1.36							38.85	19.08									15.20
	2-Wire Voice Grade Port (Centrex / EBS-M5216)3 Basic Local Area			UEP9D	UEPYV	1.36							38.85	19.08									15.20
	2-Wire Voice Grade Port (Centrex / EBS-M5316)3 Basic Local Area			UEP9D	UEPY3	1.36							38.85	19.08									15.20
	2-Wire Voice Grade Port (Centrex with Caller ID) Basic Local Area			UEP9D	UEPYH	1.36							38.85	19.08									15.20
	2-Wire Voice Grade Port (Centrex/Caller ID/Msg Wtg Lamp Indication))3 Basic Local Area			UEP9D	UEPYW	1.36							38.85	19.08									15.20
	2-Wire Voice Grade Port (Centrex/Msg Wtg Lamp Indication))3 Basic Local Area			UEP9D	UEPYJ	1.36							38.85	19.08									15.20
	2-Wire Voice Grade Port (Centrex from diff Serving Wire Center) 2 Basic Local Area			UEP9D	UEPYM	1.36							104.41	67.93									15.20
	2-Wire Voice Grade Port (Centrex/differ SWC /EBS-PSET)2, 3 Basic Local Area			UEP9D	UEPYO	1.36							104.41	67.93									15.20
	2-Wire Voice Grade Port (Centrex/differ SWC /EBS-M5009)2, 3 Basic Local Area			UEP9D	UEPYP	1.36							104.41	67.93									15.20
	2-Wire Voice Grade Port (Centrex/differ SWC /EBS-5209)2, 3 Basic Local Area			UEP9D	UEPYQ	1.36							104.41	67.93									15.20
	2-Wire Voice Grade Port (Centrex/differ SWC /EBS-M5112)2, 3 Basic Local Area			UEP9D	UEPYR	1.36							104.41	67.93									15.20
	2-Wire Voice Grade Port (Centrex/differ SWC /EBS-M5312)2, 3 Basic Local Area			UEP9D	UEPYS	1.36							104.41	67.93									15.20
	2-Wire Voice Grade Port (Centrex/differ SWC /EBS-M5008)2, 3 Basic Local Area			UEP9D	UEPY4	1.36							104.41	67.93									15.20
	2-Wire Voice Grade Port (Centrex/differ SWC /EBS-M5208)2, 3 Basic Local Area			UEP9D	UEPY5	1.36							104.41	67.93									15.20
	2-Wire Voice Grade Port (Centrex/differ SWC /EBS-M5216)2, 3 Basic Local Area			UEP9D	UEPY6	1.36							104.41	67.93									15.20
	2-Wire Voice Grade Port (Centrex/differ SWC /EBS-M5316)2, 3 Basic Local Area			UEP9D	UEPY7	1.36							104.41	67.93									15.20
	2-Wire Voice Grade Port, Diff Serving Wire Center - 800 Service Term			UEP9D	UEPYZ	1.36							104.41	67.93									15.20
	2-Wire Voice Grade Port terminated in on Megalink or equivalent Basic Local Area			UEP9D	UEPY9	1.36							38.85	19.08									15.20
	2-Wire Voice Grade Port Terminated on 800 Service Term Basic Local Area			UEP9D	UEPY2	1.36							38.85	19.08									15.20
	AL, KY, LA, MS, SC, & TN Only																						
	2-Wire Voice Grade Port (Centrex)			UEP9D	UEPQA	1.36							38.85	19.08									15.20
	2-Wire Voice Grade Port (Centrex 800 termination)			UEP9D	UEPQB	1.36							38.85	19.08									15.20
	2-Wire Voice Grade Port (Centrex / EBS-PSET)3			UEP9D	UEPQC	1.36							38.85	19.08									15.20
	2-Wire Voice Grade Port (Centrex / EBS-M5009)3			UEP9D	UEPQD	1.36							38.85	19.08									15.20
	2-Wire Voice Grade Port (Centrex / EBS-M5209)3			UEP9D	UEPQE	1.36							38.85	19.08									15.20
	2-Wire Voice Grade Port (Centrex / EBS-M5112)3			UEP9D	UEPQF	1.36							38.85	19.08									15.20
	2-Wire Voice Grade Port (Centrex / EBS-M5312)3			UEP9D	UEPQG	1.36							38.85	19.08									15.20
	2-Wire Voice Grade Port (Centrex / EBS-M5008)3			UEP9D	UEPQT	1.36							38.85	19.08									15.20

UNBUNDLED NETWORK ELEMENTS - Louisiana										Attachment: 2		Exhibit: B			
CATEGORY	RATE ELEMENTS	Interim	Zone	BCS	USOC	RATES(\$)				Svc Order Submitted Elec per LSR	Svc Order Submitted Manually per LSR	Incremental Charge - Manual Svc Order vs. Electronic-1st	Incremental Charge - Manual Svc Order vs. Electronic-Add'l	Incremental Charge - Manual Svc Order vs. Electronic-Disc 1st	Incremental Charge - Manual Svc Order vs. Electronic-Disc Add'l
						Rec	Nonrecurring		Nonrecurring Disconnect						
							First	Add'l	First	Add'l	SOME C	SOMAN	SOMAN	SOMAN	SOMAN
	Feature Activation on D-4 Channel Bank FX Line Side Loop Slot			UEP93	1PQW6	0.6497						15.20			
	Feature Activation on D-4 Channel Bank FX Trunk Side Loop Slot			UEP93	1PQW7	0.6497						15.20			
	Feature Activation on D-4 Channel Bank Centrex Loop Slot - Different Wire Center			UEP93	1PQWP	0.6497						15.20			
	Feature Activation on D-4 Channel Bank Private Line Loop Slot			UEP93	1PQWV	0.6497						15.20			
	Feature Activation on D-4 Channel Bank Tie Line/Trunk Loop Slot			UEP93	1PQWQ	0.6497						15.20			
	Feature Activation on D-4 Channel Bank WATS Loop Slot			UEP93	1PQWA	0.6497						15.20			
	Non-Recurring Charges (NRC) Associated with UNE-P Centrex														
	NRC Conversion Currently Combined Switch-As-Is with allowed changes, per port			UEP93	USAC2		0.10	0.10				15.20			
	Conversion of Existing Centrex Common Block, each			UEP93	USACN		36.66	16.10				15.20			
	New Centrex Standard Common Block			UEP93	M1ACS	0.00	680.40					15.20			
	New Centrex Customized Common Block			UEP93	M1ACC	0.00	680.40					15.20			
	NAR Establishment Charge, Per Occasion			UEP93	URECA	0.00	73.93					15.20			
	Note 1 - Required Port for Centrex Control in 1AESS, 5ESS & EWSD														
	Note 2 - Requires Interoffice Channel Mileage														
	Note 3 - Requires Specific Customer Premises Equipment														
	NOTE: Rates displaying an "R" in Interim column are interim and subject to rate true-up as set forth in General Terms and Conditions.														

UNBUNDLED NETWORK ELEMENTS - Mississippi											Attachment: 2		Exhibit: B												
CATEGORY	RATE ELEMENTS	Interim	Zone	BCS	USOC	RATES(\$)	Svc Order Submitted Elec per LSR	Svc Order Submitted Manually per LSR	Incremental Charge - Manual Svc Order vs. Electronic-1st	Incremental Charge - Manual Svc Order vs. Electronic-Add'l	Incremental Charge - Manual Svc Order vs. Electronic-Disc 1st	Incremental Charge - Manual Svc Order vs. Electronic-Disc Add'l													
													Rec	Nonrecurring		Nonrecurring Disconnect		OSS Rates(\$)							
														First	Add'l	First	Add'l	SOMEc	SOMAN	SOMAN	SOMAN	SOMAN	SOMAN	SOMAN	
OPERATIONAL SUPPORT SYSTEMS																									
NOTE: (1) Electronic Service Order: CLEC should contact its contract negotiator if it prefers the state specific electronic service ordering charges as ordered by the State Commissions. The electronic service ordering charge currently contained in this rate exhibit is the BellSouth regional electronic service ordering charge. CLEC may elect either the state specific Commission ordered rates for the electronic service ordering charges, or CLEC may elect the regional electronic service ordering charge.																									
NOTE: (2) Any element that can be ordered electronically will be billed according to the SOMEc rate listed in this category. Please refer to BellSouth's Business Rules for Local Ordering (BBR-LO) to determine if a product can be ordered electronically. For those elements that cannot be ordered electronically at present per the BBR-LO, the listed SOMEc rate in this category reflects the charge that would be billed to a CLEC once electronic ordering capabilities come on-line for that element. Otherwise, the manual ordering charge, SOMAN, will be applied to a CLECs bill when it submits an LSR to BellSouth.																									
	Manual Service Order Charge, per LSR, Disconnect Only (MS)				SOMAN								1.97												
	Electronic OSS Charge, per LSR, submitted via BST's OSS interactive interfaces (Regional)				SOMEc		3.50																		
UNBUNDLED EXCHANGE ACCESS LOOP																									
2-WIRE ANALOG VOICE GRADE LOOP																									
	2-Wire Analog Voice Grade Loop - Service Level 1- Zone 1		1	UEANL	UEAL2	12.03	37.92	17.55	23.48	5.25			15.75												
	2-Wire Analog Voice Grade Loop - Service Level 1- Zone 2		2	UEANL	UEAL2	16.87	37.92	17.55	23.48	5.25			15.75												
	2-Wire Analog Voice Grade Loop - Service Level 1- Zone 3		3	UEANL	UEAL2	25.68	37.92	17.55	23.48	5.25			15.75												
	2-Wire Analog Voice Grade Loop - Service Level 1- Zone 4		4	UEANL	UEAL2	43.85	37.92	17.55	23.48	5.25			15.75												
	Loop Testing - Basic 1st Half Hour			UEANL	URET1		34.36						15.75												
	Loop Testing - Basic Additional Half Hour			UEANL	URETA		19.97						15.75												
	CLEC to CLEC Conversion Charge Without Outside Dispatch			UEANL	UREWO		15.75	8.92					15.75												
	Engineering Information Document (EI)			UEANL			13.51	13.51																	
	Manual Order Coordination for UVL-SL1s (per loop)			UEANL	UEAMC		8.20	8.20																	
	Order Coordination for Specified Conversion Time for UVL-SL1 (per LSR)			UEANL	OCOSL		18.19	18.19																	
2-WIRE Unbundled COPPER LOOP																									
	2-Wire Unbundled Copper Loop - Non-Designed Zone 1	I	1	UEQ	UEQ2X	11.01	36.53	16.16	22.66	4.42			15.75												
	2 Wire Unbundled Copper Loop - Non-Designed - Zone 2	I	2	UEQ	UEQ2X	11.51	36.53	16.16	22.66	4.42			15.75												
	2 Wire Unbundled Copper Loop - Non-Designed - Zone 3	I	3	UEQ	UEQ2X	11.57	36.53	16.16	22.66	4.42			15.75												
	2 Wire Unbundled Copper Loop - Non-Designed - Zone 4	I	4	UEQ	UEQ2X	13.10	36.53	16.16	22.66	4.42			15.75												
	Order Coordination 2 Wire Unbundled Copper Loop - Non-Designed (per loop)			UEQ	USBMC		8.20	8.20																	
	Engineering Information Document			UEQ			13.51	13.51																	
	Loop Testing - Basic 1st Half Hour			UEQ	URET1		34.36						15.75												
	Loop Testing - Basic Additional Half Hour			UEQ	URETA		19.97						15.75												
	CLEC to CLEC Conversion Charge Without Outside Dispatch			UEQ	UREWO		14.24	7.42					15.75												
UNBUNDLED EXCHANGE ACCESS LOOP																									
2-WIRE ANALOG VOICE GRADE LOOP																									
	2 Wire Analog Voice Grade Loop-Service Level 1-Line Splitting-Zone 1		1	UEPSR UEPSB	UEALS	12.03	37.92	17.55	23.48	5.25			15.75												
	2 Wire Analog Voice Grade Loop-Service Level 1-Line Splitting-Zone 1		1	UEPSR UEPSB	UEABS	12.03	37.92	17.55	23.48	5.25			15.75												
	2 Wire Analog Voice Grade Loop- Service Level 1-Line Splitting-Zone 2		2	UEPSR UEPSB	UEALS,	16.87	37.92	17.55	23.48	5.25			15.75												
	2 Wire Analog Voice Grade Loop- Service Level 1-Line Splitting-Zone 2		2	UEPSR UEPSB	UEABS	16.87	37.92	17.55	23.48	5.25			15.75												
	2 Wire Analog Voice Grade Loop-Service Level 1-Line Splitting-Zone 3		3	UEPSR UEPSB	UEALS,	25.68	37.92	17.55	23.48	5.25			15.75												
	2 Wire Analog Voice Grade Loop-Service Level 1-Line Splitting-Zone 3		3	UEPSR UEPSB	UEABS	25.68	37.92	17.55	23.48	5.25			15.75												
	2 Wire Analog Voice Grade Loop-Service Level 1-Line Splitting-Zone 4		4	UEPSR UEPSB	UEALS,	43.85	37.92	17.55	23.48	5.25			15.75												
	2 Wire Analog Voice Grade Loop-Service Level 1-Line Splitting-Zone 4		4	UEPSR UEPSB	UEABS	43.85	37.92	17.55	23.48	5.25			15.75												
UNBUNDLED EXCHANGE ACCESS LOOP																									
2-WIRE ANALOG VOICE GRADE LOOP																									
	2-Wire Analog Voice Grade Loop - Service Level 2 w/Loop or Ground Start Signaling - Zone 1		1	UEA	UEAL2	13.89	105.96	68.28	52.82	10.37			15.75												
	2-Wire Analog Voice Grade Loop - Service Level 2 w/Loop or Ground Start Signaling - Zone 2		2	UEA	UEAL2	18.75	105.96	68.28	52.82	10.37			15.75												

UNBUNDLED NETWORK ELEMENTS - Mississippi											Attachment: 2		Exhibit: B							
CATEGORY	RATE ELEMENTS	Interim	Zone	BCS	USOC	RATES(\$)	Svc Order Submitted Elec per LSR	Svc Order Submitted Manually per LSR	Incremental Charge - Manual Svc Order vs. Electronic-1st	Incremental Charge - Manual Svc Order vs. Electronic-Add'l	Incremental Charge - Manual Svc Order vs. Electronic-Disc 1st	Incremental Charge - Manual Svc Order vs. Electronic-Disc Add'l	OSS Rates(\$)							
													Rec	Nonrecurring		Nonrecurring Disconnect		SOMEc	SOMAN	SOMAN
													First	Add'l	First	Add'l				
	2-Wire Analog Voice Grade Loop - Service Level 2 w/Loop or Ground Start Signaling - Zone 3		3	UEA	UEAL2	27.55							105.96	68.28	52.82	10.37				15.75
	2-Wire Analog Voice Grade Loop - Service Level 2 w/Loop or Ground Start Signaling - Zone 4		4	UEA	UEAL2	45.72							105.96	68.28	52.82	10.37				15.75
	Order Coordination for Specified Conversion Time (per LSR)			UEA	OCOSL								18.19							
	2-Wire Analog Voice Grade Loop - Service Level 2 w/Reverse Battery Signaling - Zone 1		1	UEA	UEAR2	13.89							105.96	68.28	52.82	10.37				15.75
	2-Wire Analog Voice Grade Loop - Service Level 2 w/Reverse Battery Signaling - Zone 2		2	UEA	UEAR2	18.75							105.96	68.28	52.82	10.37				15.75
	2-Wire Analog Voice Grade Loop - Service Level 2 w/Reverse Battery Signaling - Zone 3		3	UEA	UEAR2	27.55							105.96	68.28	52.82	10.37				15.75
	2-Wire Analog Voice Grade Loop - Service Level 2 w/Reverse Battery Signaling - Zone 4		4	UEA	UEAR2	45.72							105.96	68.28	52.82	10.37				15.75
	Order Coordination for Specified Conversion Time (per LSR)			UEA	OCOSL								18.19							
	CLEC to CLEC Conversion Charge without outside dispatch			UEA	UREWO								87.56	36.29						15.75
	4-WIRE ANALOG VOICE GRADE LOOP																			
	4-Wire Analog Voice Grade Loop - Zone 1		1	UEA	UEAL4	27.47							132.27	94.59	60.68	14.64				15.75
	4-Wire Analog Voice Grade Loop - Zone 2		2	UEA	UEAL4	38.26							132.27	94.59	60.68	14.64				15.75
	4-Wire Analog Voice Grade Loop - Zone 3		3	UEA	UEAL4	50.03							132.27	94.59	60.68	14.64				15.75
	4-Wire Analog Voice Grade Loop - Zone 4		4	UEA	UEAL4	50.03							132.27	94.59	60.68	14.64				15.75
	Order Coordination for Specified Conversion Time (per LSR)			UEA	OCOSL								18.19							
	CLEC to CLEC Conversion Charge without outside dispatch			UEA	UREWO								87.56	36.29						15.75
	2-WIRE ISDN DIGITAL GRADE LOOP																			
	2-Wire ISDN Digital Grade Loop - Zone 1		1	UDN	U1L2X	21.01							117.61	79.92	52.82	10.37				15.75
	2-Wire ISDN Digital Grade Loop - Zone 2		2	UDN	U1L2X	27.59							117.61	79.92	52.82	10.37				15.75
	2-Wire ISDN Digital Grade Loop - Zone 3		3	UDN	U1L2X	37.34							117.61	79.92	52.82	10.37				15.75
	2-Wire ISDN Digital Grade Loop - Zone 4		4	UDN	U1L2X	59.18							117.61	79.92	52.82	10.37				15.75
	Order Coordination For Specified Conversion Time (per LSR)			UDN	OCOSL								18.19							
	CLEC to CLEC Conversion Charge without outside dispatch			UDN	UREWO								91.46	44.07						15.75
	2-WIRE Universal Digital Channel (UDC) COMPATIBLE LOOP																			
	2-Wire Universal Digital Channel (UDC) Compatible Loop - Zone 1		1	UDC	UDC2X	21.01							117.61	79.92	52.82	10.37				15.75
	2-Wire Universal Digital Channel (UDC) Compatible Loop - Zone 2		2	UDC	UDC2X	27.59							117.61	79.92	52.82	10.37				15.75
	2-Wire Universal Digital Channel (UDC) Compatible Loop - Zone 3		3	UDC	UDC2X	37.34							117.61	79.92	52.82	10.37				15.75
	2-Wire Universal Digital Channel (UDC) Compatible Loop - Zone 4		4	UDC	UDC2X	59.18							117.61	79.92	52.82	10.37				15.75
	CLEC to CLEC Conversion Charge without outside dispatch *			UDC	UREWO								91.46	44.07						15.75
	2-WIRE ASYMMETRICAL DIGITAL SUBSCRIBER LINE (ADSL) COMPATIBLE LOOP																			
	2 Wire Unbundled ADSL Loop including manual service inquiry & facility reservation - Zone 1		1	UAL	UAL2X	11.11							121.27	70.81	50.38	7.93				15.75
	2 Wire Unbundled ADSL Loop including manual service inquiry & facility reservation - Zone 2		2	UAL	UAL2X	11.47							121.27	70.81	50.38	7.93				15.75
	2 Wire Unbundled ADSL Loop including manual service inquiry & facility reservation - Zone 3		3	UAL	UAL2X	11.74							121.27	70.81	50.38	7.93				15.75
	2 Wire Unbundled ADSL Loop including manual service inquiry & facility reservation - Zone 4		4	UAL	UAL2X	12.69							121.27	70.81	50.38	7.93				15.75
	Order Coordination for Specified Conversion Time (per LSR)			UAL	OCOSL								18.19							
	2 Wire Unbundled ADSL Loop without manual service inquiry & facility reservaton - Zone 1		1	UAL	UAL2W	11.11							96.15	58.03	50.38	7.93				15.75
	2 Wire Unbundled ADSL Loop without manual service inquiry & facility reservaton - Zone 2		2	UAL	UAL2W	11.47							96.15	58.03	50.38	7.93				15.75
	2 Wire Unbundled ADSL Loop without manual service inquiry & facility reservaton - Zone 3		3	UAL	UAL2W	11.74							96.15	58.03	50.38	7.93				15.75
	2 Wire Unbundled ADSL Loop without manual service inquiry & facility reservaton - Zone 4		4	UAL	UAL2W	12.69							96.15	58.03	50.38	7.93				15.75
	Order Coordination for Specified Conversion Time (per LSR)			UAL	OCOSL								18.19							
	CLEC to CLEC Conversion Charge without outside dispatch			UAL	UREWO								86.04	40.33						15.75

UNBUNDLED NETWORK ELEMENTS - Mississippi											Attachment: 2		Exhibit: B							
CATEGORY	RATE ELEMENTS	Interim	Zone	BCS	USOC	RATES(\$)	Svc Order Submitted Elec per LSR	Svc Order Submitted Manually per LSR	Incremental Charge - Manual Svc Order vs. Electronic-1st	Incremental Charge - Manual Svc Order vs. Electronic-Add'l	Incremental Charge - Manual Svc Order vs. Electronic-Disc 1st	Incremental Charge - Manual Svc Order vs. Electronic-Disc Add'l	OSS Rates(\$)							
													Rec	Nonrecurring		Nonrecurring Disconnect		SOMEc	SOMAN	SOMAN
													First	Add'l	First	Add'l				
2-WIRE HIGH BIT RATE DIGITAL SUBSCRIBER LINE (HDSL) COMPATIBLE LOOP																				
	2 Wire Unbundled HDSL Loop including manual service inquiry & facility reservation - Zone 1		1	UHL	UHL2X	8.75		129.98	79.52		50.38	7.93								
	2 Wire Unbundled HDSL Loop including manual service inquiry & facility reservation - Zone 2		2	UHL	UHL2X	9.22		129.98	79.52		50.38	7.93								
	2 Wire Unbundled HDSL Loop including manual service inquiry & facility reservation - Zone 3		3	UHL	UHL2X	9.87		129.98	79.52		50.38	7.93								
	2 Wire Unbundled HDSL Loop including manual service inquiry & facility reservation - Zone 4		4	UHL	UHL2X	10.46		129.98	79.52		50.38	7.93								
	Order Coordination for Specified Conversion Time (per LSR)			UHL	OCOSL			18.19												
	2 Wire Unbundled HDSL Loop without manual service inquiry and facility reservation - Zone 1		1	UHL	UHL2W	8.75		104.86	66.74		50.38	7.93								
	2 Wire Unbundled HDSL Loop without manual service inquiry and facility reservation - Zone 2		2	UHL	UHL2W	9.22		104.86	66.74		50.38	7.93								
	2 Wire Unbundled HDSL Loop without manual service inquiry and facility reservation - Zone 3		3	UHL	UHL2W	9.87		104.86	66.74		50.38	7.93								
	2 Wire Unbundled HDSL Loop without manual service inquiry and facility reservation - Zone 4		4	UHL	UHL2W	10.46		104.86	66.74		50.38	7.93								
	Order Coordination for Specified Conversion Time (per LSR)			UHL	OCOSL			18.19												
	CLEC to CLEC Conversion Charge without outside dispatch			UHL	UREWO			85.98	40.33											
4-WIRE HIGH BIT RATE DIGITAL SUBSCRIBER LINE (HDSL) COMPATIBLE LOOP																				
	4 Wire Unbundled HDSL Loop including manual service inquiry and facility reservation - Zone 1		1	UHL	UHL4X	13.78		158.74	108.28		56.72	10.68								
	4-Wire Unbundled HDSL Loop including manual service inquiry and facility reservation - Zone 2		2	UHL	UHL4X	13.43		158.74	108.28		56.72	10.68								
	4-Wire Unbundled HDSL Loop including manual service inquiry and facility reservation - Zone 3		3	UHL	UHL4X	15.59		158.74	108.28		56.72	10.68								
	4-Wire Unbundled HDSL Loop including manual service inquiry and facility reservation - Zone 4		4	UHL	UHL4X	14.46		158.74	108.28		56.72	10.68								
	Order Coordination for Specified Conversion Time (per LSR)			UHL	OCOSL			18.19												
	4-Wire Unbundled HDSL Loop without manual service inquiry and facility reservation - Zone 1		1	UHL	UHL4W	13.78		133.62	95.50		56.72	10.68								
	4-Wire Unbundled HDSL Loop without manual service inquiry and facility reservation - Zone 2		2	UHL	UHL4W	13.43		133.62	95.50		56.72	10.68								
	4-Wire Unbundled HDSL Loop without manual service inquiry and facility reservation - Zone 3		3	UHL	UHL4W	15.59		133.62	95.50		56.72	10.68								
	4-Wire Unbundled HDSL Loop without manual service inquiry and facility reservation - Zone 4		4	UHL	UHL4W	14.46		133.62	95.50		56.72	10.68								
	Order Coordination for Specified Conversion Time (per LSR)			UHL	OCOSL			18.19												
	CLEC to CLEC Conversion Charge without outside dispatch			UHL	UREWO			85.98	40.33											
4-WIRE DS1 DIGITAL LOOP																				
	4-Wire DS1 Digital Loop - Zone 1		1	USL	USLXX	79.08		253.93	158.45		46.10	12.07								
	4-Wire DS1 Digital Loop - Zone 2		2	USL	USLXX	129.38		253.93	158.45		46.10	12.07								
	4-Wire DS1 Digital Loop - Zone 3		3	USL	USLXX	206.74		253.93	158.45		46.10	12.07								
	4-Wire DS1 Digital Loop - Zone 4		4	USL	USLXX	458.46		253.93	158.45		46.10	12.07								
	Order Coordination for Specified Conversion Time (per LSR)			USL	OCOSL			18.19												
	CLEC to CLEC Conversion Charge without outside dispatch			USL	UREWO			100.90	42.96											
4-WIRE 19.2, 56 OR 64 KBPS DIGITAL GRADE LOOP																				
	4 Wire Unbundled Digital 19.2 Kbps		1	UDL	UDL19	27.44		126.53	88.85		60.68	14.64								
	4 Wire Unbundled Digital 19.2 Kbps		2	UDL	UDL19	34.55		126.53	88.85		60.68	14.64								
	4 Wire Unbundled Digital 19.2 Kbps		3	UDL	UDL19	40.76		126.53	88.85		60.68	14.64								
	4 Wire Unbundled Digital 19.2 Kbps		4	UDL	UDL19	32.25		126.53	88.85		60.68	14.64								
	4 Wire Unbundled Digital Loop 56 Kbps - Zone 1		1	UDL	UDL56	27.44		126.53	88.85		60.68	14.64								
	4 Wire Unbundled Digital Loop 56 Kbps - Zone 2		2	UDL	UDL56	34.55		126.53	88.85		60.68	14.64								
	4 Wire Unbundled Digital Loop 56 Kbps - Zone 3		3	UDL	UDL56	40.76		126.53	88.85		60.68	14.64								
	4 Wire Unbundled Digital Loop 56 Kbps - Zone 4		4	UDL	UDL56	32.25		126.53	88.85		60.68	14.64								
	Order Coordination for Specified Conversion Time (per LSR)			UDL	OCOSL			18.19												
	4 Wire Unbundled Digital Loop 64 Kbps - Zone 1		1	UDL	UDL64	27.44		126.53	88.85		60.68	14.64								
	4 Wire Unbundled Digital Loop 64 Kbps - Zone 2		2	UDL	UDL64	34.55		126.53	88.85		60.68	14.64								

UNBUNDLED NETWORK ELEMENTS - Mississippi											Attachment: 2		Exhibit: B							
CATEGORY	RATE ELEMENTS	Interim	Zone	BCS	USOC	RATES(\$)	Svc Order Submitted Elec per LSR	Svc Order Submitted Manually per LSR	Incremental Charge - Manual Svc Order vs. Electronic-1st	Incremental Charge - Manual Svc Order vs. Electronic-Add'l	Incremental Charge - Manual Svc Order vs. Electronic-Disc 1st	Incremental Charge - Manual Svc Order vs. Electronic-Disc Add'l	OSS Rates(\$)							
													Rec	Nonrecurring		Nonrecurring Disconnect		SOMEc	SOMAN	SOMAN
													First	Add'l	First	Add'l				
	4 Wire Unbundled Digital Loop 64 Kbps - Zone 3		3	UDL	UDL64	40.76							126.53	88.85	60.68	14.64				
	4 Wire Unbundled Digital Loop 64 Kbps - Zone 4		4	UDL	UDL64	32.25							126.53	88.85	60.68	14.64				
	Order Coordination for Specified Conversion Time (per LSR)			UDL	OCOSL								18.19							
	CLEC to CLEC Conversion Charge without outside dispatch			UDL	UREWO								101.94	49.66						
	2-WIRE Unbundled COPPER LOOP																			
	2-Wire Unbundled Copper Loop/Short including manual service inquiry & facility reservation - Zone 1		1	UCL	UCLPB	11.11							120.34	69.87	50.38	7.93				
	2-Wire Unbundled Copper Loop/Short including manual service inquiry & facility reservation - Zone 2		2	UCL	UCLPB	11.47							120.34	69.87	50.38	7.93				
	2 Wire Unbundled Copper Loop/Short including manual service inquiry & facility reservation - Zone 3		3	UCL	UCLPB	11.74							120.34	69.87	50.38	7.93				
	2 Wire Unbundled Copper Loop/Short including manual service inquiry & facility reservation - Zone 4		4	UCL	UCLPB	12.69							120.34	69.87	50.38	7.93				
	Order Coordination for Unbundled Copper Loops (per loop)			UCL	UCLMC								8.20	8.20						
	2-Wire Unbundled Copper Loop/Short without manual service inquiry and facility reservation - Zone 1		1	UCL	UCLPW	11.11							95.21	57.09	50.38	7.93				
	2-Wire Unbundled Copper Loop/Short without manual service inquiry and facility reservation - Zone 2		2	UCL	UCLPW	11.47							95.21	57.09	50.38	7.93				
	2-Wire Unbundled Copper Loop/Short without manual service inquiry and facility reservation - Zone 3		3	UCL	UCLPW	11.74							95.21	57.09	50.38	7.93				
	2-Wire Unbundled Copper Loop/Short without manual service inquiry and facility reservation - Zone 4		4	UCL	UCLPW	12.69							95.21	57.09	50.38	7.93				
	Order Coordination for Unbundled Copper Loops (per loop)			UCL	UCLMC								8.20	8.20						
	2-Wire Unbundled Copper Loop/Long - includes manual svc. inquiry and facility reservation - Zone 1		1	UCL	UCL2L	29.29							120.34	69.87	50.38	7.93				
	2-Wire Unbundled Copper Loop/Long - includes manual svc. inquiry and facility reservation - Zone 2		2	UCL	UCL2L	43.46							120.34	69.87	50.38	7.93				
	2-Wire Unbundled Copper Loop/Long - includes manual svc. inquiry and facility reservation - Zone 3		3	UCL	UCL2L	64.44							120.34	69.87	50.38	7.93				
	2-Wire Unbundled Copper Loop/Long - includes manual svc. inquiry and facility reservation - Zone 4		4	UCL	UCL2L	87.60							120.34	69.87	50.38	7.93				
	Order Coordination for Unbundled Copper Loops (per loop)			UCL	UCLMC								8.20	8.20						
	2-Wire Unbundled Copper Loop/Long - without manual service inquiry and facility reservation - Zone 1		1	UCL	UCL2W	29.29							95.21	57.09	50.38	7.93				
	2-Wire Unbundled Copper Loop/Long - without manual service inquiry and facility reservation - Zone 2		2	UCL	UCL2W	43.46							95.21	57.09	50.38	7.93				
	2-Wire Unbundled Copper Loop/Long - without manual service inquiry and facility reservation - Zone 3		3	UCL	UCL2W	64.44							95.21	57.09	50.38	7.93				
	2-Wire Unbundled Copper Loop/Long - without manual service inquiry and facility reservation - Zone 4		4	UCL	UCL2W	87.60							95.21	57.09	50.38	7.93				
	Order Coordination for Unbundled Copper Loops (per loop)			UCL	UCLMC								8.20	8.20						
	CLEC to CLEC Conversion Charge without outside dispatch (UCL-Des)			UCL	UREWO								95.21	42.40						
	4-WIRE COPPER LOOP																			
	4-Wire Copper Loop/Short - including manual service inquiry and facility reservation - Zone 1		1	UCL	UCL4S	17.30							144.68	94.22	56.72	10.68				
	4-Wire Copper Loop/Short - including manual service inquiry and facility reservation - Zone 2		2	UCL	UCL4S	18.84							144.68	94.22	56.72	10.68				
	4-Wire Copper Loop/Short - including manual service inquiry and facility reservation - Zone 3		3	UCL	UCL4S	21.33							144.68	94.22	56.72	10.68				
	4-Wire Copper Loop/Short - including manual service inquiry and facility reservation - Zone 4		4	UCL	UCL4S	21.33							144.68	94.22	56.72	10.68				
	Order Coordination for Unbundled Copper Loops (per loop)			UCL	UCLMC								8.20	8.20						
	4-Wire Copper Loop/Short - without manual service inquiry and facility reservation - Zone 1		1	UCL	UCL4W	17.30							119.56	81.44	56.72	10.68				
	4-Wire Copper Loop/Short - without manual service inquiry and facility reservation - Zone 2		2	UCL	UCL4W	18.84							119.56	81.44	56.72	10.68				
	4-Wire Copper Loop/Short - without manual service inquiry and facility reservation - Zone 3		3	UCL	UCL4W	21.33							119.56	81.44	56.72	10.68				

UNBUNDLED NETWORK ELEMENTS - Mississippi										Attachment: 2		Exhibit: B			
CATEGORY	RATE ELEMENTS	Interim	Zone	BCS	USOC	RATES(\$)				Svc Order Submitted Elec per LSR	Svc Order Submitted Manually per LSR	Incremental Charge - Manual Svc Order vs. Electronic-1st	Incremental Charge - Manual Svc Order vs. Electronic-Add'l	Incremental Charge - Manual Svc Order vs. Electronic-Disc 1st	Incremental Charge - Manual Svc Order vs. Electronic-Disc Add'l
						Rec	Nonrecurring		Nonrecurring Disconnect						
							First	Add'l	First	Add'l	SOMEc	SOMAN	SOMAN	SOMAN	SOMAN
	4-Wire Copper Loop/Short - without manual service inquiry and facility reservation - Zone 4		4	UCL	UCL4W	21.33	119.56	81.44	56.72	10.68		15.75			
	Order Coordination for Unbundled Copper Loops (per loop)			UCL	UCLMC		8.20	8.20							
	4-Wire Unbundled Copper Loop/Long - includes manual svc. inquiry and facility reservation - Zone 1		1	UCL	UCL4L	54.72	144.68	94.22	56.72	10.68		15.75			
	4-Wire Unbundled Copper Loop/Long - includes manual svc. inquiry and facility reservation - Zone 2		2	UCL	UCL4L	97.47	144.68	94.22	56.72	10.68		15.75			
	4-Wire Unbundled Copper Loop/Long - includes manual svc. inquiry and facility reservation - Zone 3		3	UCL	UCL4L	106.06	144.68	94.22	56.72	10.68		15.75			
	4-Wire Unbundled Copper Loop/Long - includes manual svc. inquiry and facility reservation - Zone 4		4	UCL	UCL4L	106.06	144.68	94.22	56.72	10.68		15.75			
	Order Coordination for Unbundled Copper Loops (per loop)			UCL	UCLMC		8.20	8.20							
	4-Wire Unbundled Copper Loop/Long - without manual svc. inquiry and facility reservation - Zone 1		1	UCL	UCL4O	54.72	119.56	81.44	56.72	10.68		15.75			
	4-Wire Unbundled Copper Loop/Long - without manual svc. inquiry and facility reservation - Zone 2		2	UCL	UCL4O	97.47	119.56	81.44	56.72	10.68		15.75			
	4-Wire Unbundled Copper Loop/Long - without manual svc. inquiry and facility reservation - Zone 3		3	UCL	UCL4O	106.06	119.56	81.44	56.72	10.68		15.75			
	4-Wire Unbundled Copper Loop/Long - without manual service inquiry and facility reservation - Zone 4		4	UCL	UCL4O	106.06	119.56	81.44	56.72	10.68		15.75			
	Order Coordination for Unbundled Copper Loops (per loop)			UCL	UCLMC		8.20	8.20							
	CLEC to CLEC Conversion Charge without outside dispatch (UCL-Des)			UCL	UREWO		95.21	42.40				15.75			
LOOP MODIFICATION															
	Unbundled Loop Modification, Removal of Load Coils - 2 Wire pair less than or equal to 18k ft			UAL, UHL, UCL, UEQ, ULS, UEA, UEANL, UDL, UDC, UDN, UDL, USL	ULM2L		32.57	32.57				15.75			
	Unbundled Loop Modification, Removal of Load Coils - 2 wire greater than 18k ft			UCL, ULS	ULM2G		171.49	171.49				15.75			
	Unbundled Loop Modification Removal of Load Coils - 4 Wire less than or equal to 18K ft			UHL, UCL	ULM4L		32.57	32.57				15.75			
	Unbundled Loop Modification Removal of Load Coils - 4 Wire pair greater than 18k ft			UCL	ULM4G		171.49	171.49				15.75			
	Unbundled Loop Modification Removal of Bridged Tap Removal, per unbundled loop			UAL, UHL, UCL, UEQ, UEF, ULS, UEA, UEANL, UDL, UDC, UDN, UDL, USL	ULMBT		32.59	32.59				15.75			
SUB-LOOPS															
Sub-Loop Distribution															
	Sub-Loop - Per Cross Box Location - CLEC Feeder Facility Set-Up		I	UEANL	USBSA		259.69					15.75			
	Sub-Loop - Per Cross Box Location - Per 25 Pair Panel Set-Up		I	UEANL	USBSB		22.77					15.75			
	Sub-Loop - Per Building Equipment Room - CLEC Feeder Facility Set-Up		I	UEANL	USBSC		178.47					15.75			
	Sub-Loop - Per Building Equipment Room - Per 25 Pair Panel Set-Up		I	UEANL	USBSD		56.39					15.75			
	Sub-Loop Distribution Per 2-Wire Analog Voice Grade Loop - Zone 1		I 1	UEANL	USBN2	7.15	66.18	31.14	45.36	6.71		15.75			
	Sub-Loop Distribution Per 2-Wire Analog Voice Grade Loop - Zone 2		I 2	UEANL	USBN2	9.51	66.18	31.14	45.36	6.71		15.75			
	Sub-Loop Distribution Per 2-Wire Analog Voice Grade Loop - Zone 3		I 3	UEANL	USBN2	12.45	66.18	31.14	45.36	6.71		15.75			
	Sub-Loop Distribution Per 2-Wire Analog Voice Grade Loop - Zone 4		I 4	UEANL	USBN2	18.26	66.18	31.14	45.36	6.71		15.75			
	Order Coordination for Unbundled Sub-Loops, per sub-loop pair			UEANL	USBMC		8.20	8.20							

UNBUNDLED NETWORK ELEMENTS - Mississippi											Attachment: 2		Exhibit: B							
CATEGORY	RATE ELEMENTS	Interim	Zone	BCS	USOC	RATES(\$)	Svc Order Submitted Elec per LSR	Svc Order Submitted Manually per LSR	Incremental Charge - Manual Svc Order vs. Electronic-1st	Incremental Charge - Manual Svc Order vs. Electronic-Add'l	Incremental Charge - Manual Svc Order vs. Electronic-Disc 1st	Incremental Charge - Manual Svc Order vs. Electronic-Disc Add'l	OSS Rates(\$)							
													Rec	Nonrecurring First	Nonrecurring Add'l	Nonrecurring Disconnect First	Nonrecurring Disconnect Add'l	SOMEc	SOMAN	SOMAN
	Sub-Loop Feeder - Per 4-Wire Copper Loop - Zone 2		2	UCL	USBFJ	10.96														
	Sub-Loop Feeder - Per 4-Wire Copper Loop - Zone 3		3	UCL	USBFJ	8.59														
	Sub-Loop Feeder - Per 4-Wire Copper Loop - Zone 4		4	UCL	USBFJ	8.59														
	Order Coordination For Specified Conversion Time, per LSR			UDL	OCOSL			18.19												
	Sub-Loop Feeder - Per 4-Wire 19.2 Kbps Digital Grade Loop		1	UDL	USBFN	22.89														
	Sub-Loop Feeder - Per 4-Wire 19.2 Kbps Digital Grade Loop		2	UDL	USBFN	25.11														
	Sub-Loop Feeder - Per 4-Wire 19.2 Kbps Digital Grade Loop		3	UDL	USBFN	30.84														
	Sub-Loop Feeder - Per 4-Wire 19.2 Kbps Digital Grade Loop		4	UDL	USBFN	41.05														
	Sub-Loop Feeder - Per 4-Wire 56 Kbps Digital Grade Loop - Zone 1		1	UDL	USBFO	22.89														
	Sub-Loop Feeder - Per 4-Wire 56 Kbps Digital Grade Loop - Zone 2		2	UDL	USBFO	25.11														
	Sub-Loop Feeder - Per 4-Wire 56 Kbps Digital Grade Loop - Zone 3		3	UDL	USBFO	30.84														
	Sub-Loop Feeder - Per 4-Wire 56 Kbps Digital Grade Loop - Zone 4		4	UDL	USBFO	41.05														
	Order Coordination For Specified Time Conversion, per LSR			UDL	OCOSL			18.19												
	Sub-Loop Feeder - Per 4-Wire 64 Kbps Digital Grade Loop - Zone 1		1	UDL	USBFP	22.89														
	Sub-Loop Feeder - Per 4-Wire 64 Kbps Digital Grade Loop - Zone 2		2	UDL	USBFP	25.11														
	Sub-Loop Feeder - Per 4-Wire 64 Kbps Digital Grade Loop - Zone 3		3	UDL	USBFP	30.84														
	Sub-Loop Feeder - Per 4-Wire 64 Kbps Digital Grade Loop - Zone 4		4	UDL	USBFP	41.05														
	Order Coordination For Specified Conversion Time, per LSR			UDL	OCOSL			18.19												
SUB-LOOPS																				
Sub-Loop Feeder																				
	Sub Loop Feeder - DS3 - Per Mile Per Month			UE3	1L5SL	18.88														
	Sub Loop Feeder - DS3 - Facility Termination Per Month			UE3	USBF1	349.41		3,380.00	406.45	157.96	89.54									
	Sub Loop Feeder - STS-1 - Per Mile Per Month			UDLSX	1L5SL	18.88														
	Sub Loop Feeder - STS-1 - Facility Termination Per Month			UDLSX	USBF7	376.07		3,380.00	406.45	157.96	89.54									
	Sub Loop Feeder - OC-3 - Per Mile Per Month			UDLO3	1L5SL	14.33														
	Sub Loop Feeder - OC-3 - Facility Termination Protection Per Month			UDLO3	USBF5	58.63														
	Sub Loop Feeder - OC-3 - Facility Termination Per Month			UDLO3	USBF2	569.22		3,380.00	406.45	157.96	89.54									
	Sub Loop Feeder - OC-12 - Per Mile Per Month			UDL12	1L5SL	17.63														
	Sub Loop Feeder - OC-12 - Facility Termination Protection Per Month			UDL12	USBF6	662.39														
	Sub Loop Feeder - OC-12 - Facility Termination Per Month			UDL12	USBF3	1,795.00		3,380.00	406.45	157.96	89.54									
	Sub Loop Feeder - OC-48 - Per Mile Per Month			UDL48	1L5SL	57.83														
	Sub Loop Feeder - OC-48 - Facility Termination Protection Per Month			UDL48	USBF9	331.52														
	Sub Loop Feeder - OC-48 - Facility Termination Per Month			UDL48	USBF4	1,545.00		3,565.00	406.45	157.96	89.54									
	Sub Loop Feeder - OC-12 Interface On OC-48			UDL48	USBF8	374.04		787.04	406.45	157.96	89.54									
UNBUNDLED LOOP CONCENTRATION																				
	Unbundled Loop Concentration - System A (TR008)			ULC	UCT8A	363.67			327.30	327.30										
	Unbundled Loop Concentration - System B (TR008)			ULC	UCT8B	47.56			136.37	136.37										
	Unbundled Loop Concentration - System A (TR303)			ULC	UCT3A	397.35			327.30	327.30										
	Unbundled Loop Concentration - System B (TR303)			ULC	UCT3B	80.15			136.37	136.37										
	Unbundled Loop Concentration - DS1 Loop Interface Card			ULC	UCTCO	4.52			63.65	46.34	17.31	4.85								
	Unbundled Loop Concentration - ISDN Loop Interface (Brite Card)			UDN	ULCC1	7.17			10.60	10.54	5.56	5.53								
	Unbundled Loop Concentration - UDC Loop Interface (Brite Card)			UDC	ULCCU	7.17			10.60	10.54	5.56	5.53								
	Unbundled Loop Concentration - -2 Wire Voice-Loop Start or Ground Start Loop Interface (POTS Card)			UEA	ULCC2	1.80			10.60	10.54	5.56	5.53								
	Unbundled Loop Concentration - 2 Wire Voice - Reverse Battery Loop Interface (SPOTS Card)			UEA	ULCCR	10.66			10.60	10.54	5.56	5.53								

UNBUNDLED NETWORK ELEMENTS - Mississippi										Attachment: 2		Exhibit: B										
CATEGORY	RATE ELEMENTS	Interim	Zone	BCS	USOC	RATES(\$)	Svc Order Submitted Elec per LSR	Svc Order Submitted Manually per LSR	Incremental Charge - Manual Svc Order vs. Electronic-1st	Incremental Charge - Manual Svc Order vs. Electronic-Add'l	Incremental Charge - Manual Svc Order vs. Electronic-Disc 1st	Incremental Charge - Manual Svc Order vs. Electronic-Disc Add'l	OSS Rates(\$)									
													Rec	Nonrecurring		Nonrecurring Disconnect		SOMEC	SOMAN	SOMAN	SOMAN	SOMAN
													First	Add'l	First	Add'l						
	Unbundled Loop Concentration - 4 Wire Voice Loop Interface (Specials Card)			UEA	ULCC4	6.36							10.60	10.54	5.56	5.53					15.75	
	Unbundled Loop Concentration - TEST CIRCUIT Card			ULC	UCTTC	31.07							10.60	10.54	5.56	5.53					15.75	
	Unbundled Loop Concentration - Digital 19.2 Kbps Data Loop Interface			UDL	ULCC7	9.42							10.60	10.54	5.56	5.53					15.75	
	Unbundled Loop Concentration - Digital 56 Kbps Data Loop Interface			UDL	ULCC5	9.42							10.60	10.54	5.56	5.53					15.75	
	Unbundled Loop Concentration - Digital 64 Kbps Data Loop Interface			UDL	ULCC6	9.42							10.60	10.54	5.56	5.53					15.75	
UNE OTHER, PROVISIONING ONLY - NO RATE																						
	NID - Dispatch and Service Order for NID installation			UENTW	UNDBX																	
	UNTW Circuit Id Establishment, Provisioning Only - No Rate			UENTW	UENCE																	
	Unbundled Contract Name, Provisioning Only - No Rate			UEANL,UEF,UEQ,UENTW	UNECN																	
UNE OTHER, PROVISIONING ONLY - NO RATE																						
	Unbundled Contact Name, Provisioning Only - no rate			UAL,UCL,UDC,UDL,UDN,UEA,UHL,ULC	UNECN	0.00							0.00									
	Unbundled Sub-Loop Feeder-2 Wire Cross Box Jumper - no rate			UEA,UDN,UCL,UDC	USBFQ	0.00							0.00									
	Unbundled Sub-Loop Feeder-4 Wire Cross Box Jumper - no rate			UEA,USL,UCL,UDL	USBFR	0.00							0.00									
	Unbundled DS1 Loop - Superframe Format Option - no rate			USL	CCOSF	0.00							0.00									
	Unbundled DS1 Loop - Expanded Superframe Format option - no rate			USL	CCOEF	0.00							0.00									
HIGH CAPACITY UNBUNDLED LOCAL LOOP																						
	High Capacity Unbundled Local Loop - DS3 - Per Mile per month			UE3	1L5ND	11.20																
	High Capacity Unbundled Local Loop - DS3 - Facility Termination per month			UE3	UE3PX	326.15							454.13	265.47	123.23	86.19					15.75	
	High Capacity Unbundled Local Loop - STS-1 - Per Mile per month			UDLSX	1L5ND	11.20																
	High Capacity Unbundled Local Loop - STS-1 - Facility Termination per month			UDLSX	UDLS1	338.55							454.13	265.47	123.23	86.19					15.75	
LOOP MAKE-UP																						
	Loop Makeup - Preordering Without Reservation, per working or spare facility queried (Manual).			UMK	UMKLW									24.12	24.12							
	Loop Makeup - Preordering With Reservation, per spare facility queried (Manual).			UMK	UMKLP									25.58	25.58							
	Loop Makeup--With or Without Reservation, per working or spare facility queried (Mechanized)			UMK	PSUMK									0.6652	0.6652							
HIGH FREQUENCY SPECTRUM																						
SPLITTERS-CENTRAL OFFICE BASED																						
	Line Sharing Splitter, per System 96 Line Capacity			ULS	ULSDA	186.67							189.89	0.00	178.41	0.00					15.75	
	Line Sharing Splitter, per System 24 Line Capacity			ULS	ULSDB	46.67							189.89	0.00	178.41	0.00					15.75	
	Line Sharing Splitter, Per System, 8 Line Capacity	I		ULS	ULSD8	15.55							189.89	0.00	178.41	0.00					15.75	
	Line Sharing-DLEC Owned Splitter in CO-CFA activation-deactivation (per LSOD)			ULS	ULSDG								86.98		49.96						15.75	
END USER ORDERING-CENTRAL OFFICE BASED-HIGH FREQUENCY SPECTRUM AKA LINE SHARING																						
	Line Sharing - per Line Activation (BST Owned Splitter)			ULS	ULSDC	0.61							18.62	10.66	10.04	4.93					15.75	
	Line Sharing - per Subsequent Activity per Line Rearrangement(BST Owned Splitter)			ULS	ULSDS								16.48	8.24							15.75	
	Line Sharing - per Subsequent Activity per Line Rearrangement(DLEC Owned Splitter)			ULS	ULSCS								16.48	8.24							15.75	
	Line Sharing - per Line Activation (DLEC owned Splitter)	I		ULS	ULSCC	0.61							47.44	19.31	20.67	12.74					15.75	
	Line Splitting - per line activation DLEC owned splitter	R		UEPSR UEPSB	UREOS	0.61							0.61									
	Line Splitting - per line activation BST owned - physical	R		UEPSR UEPSB	UREBP	0.61							18.62	10.66	10.04	4.93					15.75	
	Line Splitting - per line activation BST owned - virtual	R		UEPSR UEPSB	UREBV	0.61							18.62	10.66	10.04	4.93					15.75	
UNBUNDLED DEDICATED TRANSPORT																						

UNBUNDLED NETWORK ELEMENTS - Mississippi											Attachment: 2		Exhibit: B									
CATEGORY	RATE ELEMENTS	Interim	Zone	BCS	USOC	RATES(\$)	Svc Order Submitted Elec per LSR	Svc Order Submitted Manually per LSR	Incremental Charge - Manual Svc Order vs. Electronic-1st	Incremental Charge - Manual Svc Order vs. Electronic-Add'l	Incremental Charge - Manual Svc Order vs. Electronic-Disc 1st	Incremental Charge - Manual Svc Order vs. Electronic-Disc Add'l	OSS Rates(\$)									
													Rec	Nonrecurring		Nonrecurring Disconnect		SOMEc	SOMAN	SOMAN	SOMAN	SOMAN
													First	Add'l	First	Add'l	SOMEc	SOMAN	SOMAN	SOMAN	SOMAN	SOMAN
NOTE: INTEROFFICE CHANNEL DEDICATED TRANSPORT - minimum billing period - below DS3=one month, DS3/STS-1=four months																						
INTEROFFICE CHANNEL - DEDICATED TRANSPORT																						
	Interoffice Channel - Dedicated Transport - 2-Wire Voice Grade - Per Mile per month			U1TVX	1L5XX	0.0098																
	Interoffice Channel - Dedicated Transport- 2- Wire Voice Grade - Facility Termination per month			U1TVX	U1TV2	22.52	40.77	27.57	17.26	7.11			15.75									
	Interoffice Channel - Dedicated Transport- 2-Wire Voice Grade Rev Bat. - Per Mile per month			U1TVX	1L5XX	0.0098																
	Interoffice Channel - Dedicated Transport- 2- Wire VG Rev Bat. - Facility Termination per month			U1TVX	U1TR2	22.52	40.77	27.57	17.26	7.11			15.75									
	Interoffice Channel - Dedicated Transport - 4-Wire Voice Grade - Per Mile per month			U1TVX	1L5XX	0.0098																
	Interoffice Channel - Dedicated Transport - 4- Wire Voice Grade - Facility Termination per month			U1TVX	U1TV4	19.79	40.77	27.57	17.26	7.11			15.75									
	Interoffice Channel - Dedicated Transport - 56 kbps - per mile per month			U1TDX	1L5XX	0.0098																
	Interoffice Channel - Dedicated Transport - 56 kbps - Facility Termination per month			U1TDX	U1TD5	15.68	40.78	27.57	17.26	7.11			15.75									
	Interoffice Channel - Dedicated Transport - 64 kbps - per mile per month			U1TDX	1L5XX	0.0098																
	Interoffice Channel - Dedicated Transport - 64 kbps - Facility Termination per month			U1TDX	U1TD6	15.68	40.78	27.57	17.26	7.11			15.75									
	Interoffice Channel - Dedicated Channel - DS1 - Per Mile per month			U1TD1	1L5XX	0.201																
	Interoffice Channel - Dedicated Transport - DS1 - Facility Termination per month			U1TD1	U1TF1	57.33	89.79	82.28	16.86	14.90			15.75									
	Interoffice Channel - Dedicated Transport - DS3 - Per Mile per month			U1TD3	1L5XX	4.76																
	Interoffice Channel - Dedicated Transport - DS3 - Facility Termination per month			U1TD3	U1TF3	641.90	280.37	163.70	62.08	60.29			15.75									
	Interoffice Channel - Dedicated Transport - STS-1 - Per Mile per month			U1TS1	1L5XX	4.76																
	Interoffice Channel - Dedicated Transport - STS-1 - Facility Termination per month			U1TS1	U1TFS	644.21	280.37	163.70	62.08	60.29			15.75									
LOCAL CHANNEL - DEDICATED TRANSPORT																						
NOTE: LOCAL CHANNEL DEDICATED TRANSPORT - minimum billing period - below DS3=one month, DS3/STS-1=four months																						
	Local Channel - Dedicated - 2-Wire Voice Grade Per Month			ULDVX	ULDV2	14.91	194.22	33.36	37.79	3.30			15.75									
	Local Channel - Dedicated - 2-Wire Voice Grade Rev Bat per month			ULDVX	ULDR2	14.91	194.22	33.36	37.79	3.30			15.75									
	Local Channel - Dedicated - 4-Wire Voice Grade per month			UNDVX	ULDV4	15.99	194.66	33.80	38.27	3.78			15.75									
	Local Channel - Dedicated - DS1 per month - Zone 1		1	ULDD1	ULDF1	36.83	178.50	154.61	22.89	15.74			15.75									
	Local Channel - Dedicated - DS1 per month - Zone 2		2	ULDD1	ULDF1	35.99	178.50	154.61	22.89	15.74			15.75									
	Local Channel - Dedicated - DS1 per month - Zone 3		3	ULDD1	ULDF1	221.63	178.50	154.61	22.89	15.74			15.75									
	Local Channel - Dedicated - DS1 per month - Zone 4		4	ULDD1	ULDF1	221.63	178.50	154.61	22.89	15.74			15.75									
	Local Channel - Dedicated - DS3 - Per Mile per month			ULDD3	1L5NC	9.66																
	Local Channel - Dedicated - DS3 - Facility Termination per month			ULDD3	ULDF3	413.87	454.13	265.47	123.23	86.19			15.75									
	Local Channel - Dedicated - STS-1 - Per Mile per month			ULDS1	1L5NC	9.66																
	Local Channel - Dedicated - STS-1 - Facility Termination per month			ULDS1	ULDFS	408.02	454.13	265.47	123.23	86.19			15.75									
MULTIPLEXERS																						
	Channelization - DS1 to DS0 Channel System			UXTD1	MQ1	102.85	91.57	62.94	10.87	10.10			15.75									
	OCU-DP COCI (data) - DS1 to DS0 Channel System - per month (2.4-64kbs)			UDL	1D1DD	1.22	6.62	4.74					15.75									
	2-wire ISDN COCI (BRITE) - DS1 to DS0 Channel System - per month			UDN	UC1CA	2.62	6.62	4.74					15.75									
	Voice Grade COCI - DS1 to DS0 Channel System - per month			UEA	1D1VG	0.5737	6.62	4.74					15.75									
	DS3 to DS1 Channel System per month			UXTD3	MQ3	170.63	179.17	94.52	34.30	32.82			15.75									
	STS1 to DS1 Channel System per month			UXTS1	MQ3	170.63	179.17	94.52	34.30	32.82			15.75									

UNBUNDLED NETWORK ELEMENTS - Mississippi											Attachment: 2		Exhibit: B							
CATEGORY	RATE ELEMENTS	Interim	Zone	BCS	USOC	RATES(\$)	Svc Order Submitted Elec per LSR	Svc Order Submitted Manually per LSR	Incremental Charge - Manual Svc Order vs. Electronic-1st	Incremental Charge - Manual Svc Order vs. Electronic-Add'l	Incremental Charge - Manual Svc Order vs. Electronic-Disc 1st	Incremental Charge - Manual Svc Order vs. Electronic-Disc Add'l	OSS Rates(\$)							
													Rec	Nonrecurring		Nonrecurring Disconnect		SOMEc	SOMAN	SOMAN
													First	Add'l	First	Add'l				
	DS3 Interface Unit (DS1 COCI) used with Loop per month			USL	UC1D1	12.96							6.62	4.74						15.75
	DS3 Interface Unit (DS1 COCI) used with Local Channel per month			ULDD1	UC1D1	12.96							6.62	4.74						15.75
	DS3 Interface Unit (DS1 COCI) used with Interoffice Channel per month			U1TD1	UC1D1	12.96							6.62	4.74						15.75
DARK FIBER																				
	Dark Fiber, Four Fiber Strands, Per Route Mile or Fraction Thereof per month - Local Channel			UDF	1L5DC	59.95														
	NRC Dark Fiber - Local Channel			UDF	UDFC4								642.79	138.67	326.97	203.85				15.75
	Dark Fiber, Four Fiber Strands, Per Route Mile or Fraction Thereof per month - Interoffice Channel			UDF	1L5DF	28.27														
	NRC Dark Fiber - Interoffice Channel			UDF	UDF14								642.79	138.67	326.97	203.85				15.75
	Dark Fiber, Four Fiber Strands, Per Route Mile or Fraction Thereof per month - Local Loop			UDF	1L5DL	59.95														
	NRC Dark Fiber - Local Loop			UDF	UDFL4								642.79	138.67	326.97	203.85				15.75
TRANSPORT OTHER																				
Optional Features & Functions:																				
8XX ACCESS TEN DIGIT SCREENING																				
	8XX Access Ten Digit Screening, Per Call			OHD		0.0006216														
	8XX Access Ten Digit Screening, Reservation Charge Per 8XX Number Reserved			OHD	N8R1X								2.60	0.44						15.75
	8XX Access Ten Digit Screening, Per 8XX No. Established W/O POTS Translations			OHD									5.97	0.81	4.60	0.54				15.75
	8XX Access Ten Digit Screening, Per 8XX No. Established With POTS Translations			OHD	N8FTX								5.97	0.81	4.60	0.54				15.75
	8XX Access Ten Digit Screening, Customized Area of Service Per 8XX Number			OHD	N8FCX								2.60	1.30						15.75
	8XX Access Ten Digit Screening, Multiple InterLATA CXR Routing Per CXR Requested Per 8XX No.			OHD	N8FMX								3.04	1.74						15.75
	8XX Access Ten Digit Screening, Change Charge Per Request			OHD	N8FAX								3.04	0.44						15.75
	8XX Access Ten Digit Screening, Call Handling and Destination Features			OHD	N8FDX								2.60							15.75
	8XX Access Ten Digit Screening, w/ 8FL No. Delivery, per query			OHD		0.0006216														
	8XX Access Ten Digit Screening, w/ POTS No. Delivery, per query			OHD		0.0006216														
LINE INFORMATION DATA BASE ACCESS (LIDB)																				
	LIDB Common Transport Per Query			OQT		0.0000197														
	LIDB Validation Per Query			OQU		0.0137053														
	LIDB Originating Point Code Establishment or Change			OQT, OQU	NRPBX								34.52	34.52	42.33	42.33				15.75
SIGNALING (CCS7)																				
	CCS7 Signaling Termination, Per STP Port			UDB	PT8SX	132.21														
	CCS7 Signaling Usage, Per TCAP Message			UDB		0.0000597														
	CCS7 Signaling Connection, Per link (A link)			UDB	TPP++	16.55							35.74	35.74	16.53	16.53				15.75
	CCS7 Signaling Connection, Per link (B link) (also known as D link)			UDB	TPP++	16.55							35.74	35.74	16.53	16.53				15.75
	CCS7 Signaling Usage, Per ISUP Message			UDB		0.0000149														
	CCS7 Signaling Usage Surrogate, per link per LATA			UDB	STU56	683.55														
	CCS7 Signaling Point Code, per Originating Point Code Establishment or Change, per STP affected			UDB	CCAPO								29.18	29.18	35.78	35.78				15.75
E911 SERVICE																				
	Local Channel - Dedicated - 2-wr Voice Grade					14.91														
	Interoffice Transport - Dedicated - 2-wr Voice Grade Per Mile					0.0098														
	Interoffice Transport - Dedicated - 2-wr Voice Grade Per Facility Termination					22.52							40.77	27.57	17.26	7.11				15.75
	Local Channel - Dedicated - DS1 - Zone 1					36.83							178.50	154.61	22.89	15.74				15.75
	Local Channel - Dedicated - DS1 - Zone 2					35.99							178.50	154.61	22.89	15.74				15.75
	Local Channel - Dedicated - DS1 - Zone 3					221.63							178.50	154.61	22.89	15.74				15.75
	Local Channel - Dedicated - DS1 - Zone 4					221.63							178.50	154.61	22.89	15.74				15.75

UNBUNDLED NETWORK ELEMENTS - Mississippi										Attachment: 2		Exhibit: B				
CATEGORY	RATE ELEMENTS	Interim	Zone	BCS	USOC	RATES(\$)	Svc Order Submitted Elec per LSR	Svc Order Submitted Manually per LSR	Incremental Charge - Manual Svc Order vs. Electronic-1st	Incremental Charge - Manual Svc Order vs. Electronic-Add'l	Incremental Charge - Manual Svc Order vs. Electronic-Disc 1st	Incremental Charge - Manual Svc Order vs. Electronic-Disc Add'l				
													Rec	Nonrecurring		Nonrecurring Disconnect
										SOMEC	SOMAN	SOMAN	SOMAN	SOMAN	SOMAN	
	Interoffice Transport - Dedicated - DS1 Per Mile					0.2010										
	Interoffice Transport - Dedicated - DS1 Per Facility Termination					57.33	89.79	82.28	16.86	14.90		15.75				
											15.75					
CALLING NAME (CNAM) SERVICE																
	CNAM for DB Owners, Per Query			OOV		0.0010231										
	CNAM for Non DB Owners, Per Query			OOV		0.0010231										
	CNAM For DB Owners - Service Establishment			OOV			23.09	23.09	21.23	21.23		15.75				
	CNAM For Non DB Owners - Service Establishment			OOV			23.09	23.09	21.23	21.23		15.75				
	CNAM For DB Owners - Service Provisioning With Point Code Establishment			OOV			996.62	737.08	270.49	198.89		15.75				
	CNAM For Non DB Owners - Service Provisioning With Point Code Establishment			OOV			344.32	246.56	276.85	198.89		15.75				
LNP Query Service																
	LNP Charge Per query			OOV		0.0008477										
	LNP Service Establishment Manual						12.59	12.59	11.58	11.58		15.75				
	LNP Service Provisioning with Point Code Establishment						596.94	304.96	270.49	198.89		15.75				
OPERATOR CALL PROCESSING																
	Oper. Call Processing - Oper. Provided, Per Min. - Using BST LIDB					1.20										
	Oper. Call Processing - Oper. Provided, Per Min. - Using Foreign LIDB					1.24										
	Oper. Call Processing - Fully Automated, per Call - Using BST LIDB					0.20										
	Oper. Call Processing - Fully Automated, per Call - Using Foreign LIDB					0.20										
INWARD OPERATOR SERVICES																
	Inward Operator Services - Verification, Per Minute					1.15										
	Inward Operator Services - Verification and Emergency Interrupt - Per Minute					1.15										
BRANDING - OPERATOR CALL PROCESSING																
	Recording of Custom Branded OA Announcement				CBAOS		7,000.00	7,000.00				15.75				
	Loading of Custom Branded OA Announcement per shelf/NAV				CBAOL		500.00	500.00				15.75				
	Unbranding via OLNS for UNEP CLEC															
	Loading of OA per OCN (Regional)						1,200.00	1,200.00				15.75				
DIRECTORY ASSISTANCE SERVICES																
DIRECTORY ASSISTANCE ACCESS SERVICE																
	Directory Assistance Access Service Calls, Charge Per Call					0.275										
DIRECTORY ASSISTANCE CALL COMPLETION ACCESS SERVICE (DACC)																
	Directory Assistance Call Completion Access Service (DACC), Per Call Attempt					0.10										
DIRECTORY TRANSPORT																
DIRECTORY ASSISTANCE SERVICES																
DIRECTORY ASSISTANCE DATA BASE SERVICE (DADS)																
	Directory Assistance Data Base Service Charge Per Listing					0.04										
	Directory Assistance Data Base Service, per month				DBSOF	150.00										
BRANDING - DIRECTORY ASSISTANCE																
Facility Based CLEC																
	Recording and Provisioning of DA Custom Branded Announcement			AMT	CBADA		6,000.00	6,000.00								
	Loading of Custom Branded Announcement per DRAM Card/Switch			AMT	CBADC		1,170.00	1,170.00								
UNEP CLEC																
	Recording of DA Custom Branded Announcement						3,000.00	3,000.00								
	Loading of DA Custom Branded Announcement per DRAM Card/Switch per OCN						1,170.00	1,170.00								
Unbranding via OLNS for UNEP CLEC																
	Loading of DA per OCN (1 OCN per Order)						420.00	420.00								
	Loading of DA per Switch per OCN						16.00	16.00								

UNBUNDLED NETWORK ELEMENTS - Mississippi											Attachment: 2		Exhibit: B																																		
CATEGORY	RATE ELEMENTS	Interim	Zone	BCS	USOC	RATES(\$)	Svc Order Submitted Elec per LSR	Svc Order Submitted Manually per LSR	Incremental Charge - Manual Svc Order vs. Electronic-1st	Incremental Charge - Manual Svc Order vs. Electronic-Add'l	Incremental Charge - Manual Svc Order vs. Electronic-Disc 1st	Incremental Charge - Manual Svc Order vs. Electronic-Disc Add'l	OSS Rates(\$)																																		
													Rec	Nonrecurring		Nonrecurring Disconnect		SOMEC	SOMAN	SOMAN	SOMAN	SOMAN	SOMAN																								
													First	Add'l	First	Add'l																															
SELECTIVE ROUTING																																															
	Selective Routing Per Unique Line Class Code Per Request Per Switch				USRCR	85.19	85.19	14.19	14.19																																						
VIRTUAL COLLOCATION																																															
	Virtual Collocation - Application Cost			AMTFS	EAF	1,212.25		0.51																																							
	Virtual Collocation - Cable Installation Cost, per cable			AMTFS	ESPCX	926.27		22.62																																							
	Virtual Collocation - Floor Space, per sq. ft.			AMTFS	ESPVX	5.74																																									
	Virtual Collocation - Power, per breaker amp			AMTFS	ESPAX	7.33																																									
	Virtual Collocation - Cable Support Structure, per entrance cable			AMTFS	ESPSX	15.24																																									
	Virtual Collocation - 2-wire Cross Connects (loop)			UEANL,UEA,UDN,U DC,UAL,UHL,UCL,U EQ, AMTFS, UDL, UNCVX, UNCDX, UNCNX	UEAC2	0.0268	12.37	11.87	6.04	5.45																																					
	Virtual Collocation - 4-wire Cross Connects (loop)			UEA,UHL,UCL,UDL, AMTFS, UAL, UDN, UNCVX, UNCDX	UEAC4	0.0536	12.47	11.94	6.59	5.91																																					
	Virtual Collocation - 2-Fiber Cross Connects			AMTFS,UDL12, UDLO3, U1T48, U1T12, U1T03, ULDO3, ULD12, ULD48, UDF	CNC2F	2.91	21.01	15.29	7.61	6.10																																					
	Virtual Collocation - 4-Fiber Cross Connects			AMTFS,UDL12, UDLO3, U1T48, U1T12, U1T03, ULDO3, ULD12, ULD48, UDF	CNC4F	5.82	25.70	19.97	10.01	8.50																																					
	Virtual collocation - DS1 Cross Connects			USL,ULC,AMTFS, ULR, UXTD1, UNC1X, ULDD1, U1TD1, USLEL, UNLD1	CNC1X	1.14	22.16	16.02	6.60	5.97																																					
	Virtual collocation - DS3 Cross Connects			USL,ULC,AMTFS,U E3, U1TD3, UXTS1, UXTD3, UNC3X, UNCSX, ULDD3, U1TS1, ULDS1, UDLSX, UNLD3	CND3X	14.49	21.01	15.29	7.61	6.10																																					
	Virtual Collocation - Co-Carrier Cross Connects - Fiber Cable Support Structure, per linear foot			AMTFS	VE1CB	0.0025																																									
	Virtual Collocation - Co-Carrier Cross Connects - Copper/Coax Cable Support Structure, per linear ft			AMTFS	VE1CD	0.0037																																									
	Virtual Collocation - Co-Carrier Cross Connects - Fiber Cable Support Structure, per cable			AMTFS	VE1CC	534.65																																									
	Virtual Collocation - Co-Carrier Cross Connects - Copper/Coax Cable Support Structure, per cable			AMTFS	VE1CE	534.65																																									
	Virtual collocation - Security Escort - Basic, per half hour			AMTFS	SPTBX	17.02		10.79																																							
	Virtual collocation - Security Escort - Overtime, per half hour			AMTFS	SPTOX	22.17		13.94																																							
	Virtual collocation - Security Escort - Premium, per half hour			AMTFS	SPTPX	27.32		17.08																																							
	Virtual collocation - Maintenance in CO - Basic, per half hour			AMTFS	CTRLX	28.09		10.79																																							
	Virtual collocation - Maintenance in CO - Overtime, per half hour			AMTFS	SPTOM	36.69		13.94																																							
	Virtual collocation - Maintenance in CO - Premium per half hour			AMTFS	SPTPM	45.28		17.08																																							
VIRTUAL COLLOCATION																																															
	Virtual Collocation - 2-wire Cross Connect, Exchange Port 2-Wire Analog - Res			UEPSR	VE1R2	0.0268	12.37	11.87	6.04	5.45																																					

UNBUNDLED NETWORK ELEMENTS - Mississippi											Attachment: 2		Exhibit: B										
CATEGORY	RATE ELEMENTS	Interim	Zone	BCS	USOC	RATES(\$)	Svc Order Submitted Elec per LSR	Svc Order Submitted Manually per LSR	Incremental Charge - Manual Svc Order vs. Electronic-1st	Incremental Charge - Manual Svc Order vs. Electronic-Add'l	Incremental Charge - Manual Svc Order vs. Electronic-Disc 1st	Incremental Charge - Manual Svc Order vs. Electronic-Disc Add'l	OSS Rates(\$)										
													Rec	Nonrecurring		Nonrecurring Disconnect		SOMEc	SOMAN	SOMAN	SOMAN	SOMAN	SOMAN
													First	Add'l	First	Add'l							
	Virtual Collocation 2-Wire Cross Connect, Exchange Port 2-Wire Line Side PBX Trunk - Bus			UEPSP	VE1R2	0.0268							12.37	11.87	6.04	5.45		15.75					
	Virtual Collocation 2-Wire Cross Connect, Exchange Port 2-Wire Voice Grade PBX Trunk - Res			UEPSE	VE1R2	0.0268							12.37	11.87	6.04	5.45		15.75					
	Virtual Collocation 2-Wire Cross Connect, Exchange Port 2-Wire Analog Bus			UEPSB	VE1R2	0.0268							12.37	11.87	6.04	5.45		15.75					
	Virtual Collocation 2-Wire Cross Connect, Exchange Port 2-Wire ISDN			UEPSX	VE1R2	0.0268							12.37	11.87	6.04	5.45		15.75					
	Virtual Collocation 2-Wire Cross Connect, Exchange Port 2-Wire ISDN			UEPTX	VE1R2	0.0268							12.37	11.87	6.04	5.45		15.75					
	Virtual Collocation 4-Wire Cross Connect, Exchange Port 4-Wire ISDN DS1			UEPEX	VE1R4	0.0536							12.47	11.94	6.59	5.91		15.75					
VIRTUAL COLLOCATION																							
	Virtual Collocation-2 Wire Cross Connects (Loop) for Line Splitting			UEPSR, UEPSB	VE1LS	0.0268							12.37	11.87	6.04	5.45		15.75					
AIN SELECTIVE CARRIER ROUTING																							
	Regional Service Establishment			SRC	SRCEC								101,685.12		8,640.51			15.75					
	End Office Establishment			SRC	SRCEO								167.49	167.49	1.71	1.71		15.75					
	Query NRC, per query			SRC		0.0030502																	
AIN - BELLSOUTH AIN SMS ACCESS SERVICE																							
	AIN SMS Access Service - Service Establishment, Per State, Initial Setup			A1N	CAMSE								39.67	39.67	40.92	40.92		15.75					
	AIN SMS Access Service - Port Connection - Dial/Shared Access			A1N	CAMDP								7.87	7.87	9.14	9.14		15.75					
	AIN SMS Access Service - Port Connection - ISDN Access			A1N	CAM1P								7.87	7.87	9.14	9.14		15.75					
	AIN SMS Access Service - User Identification Codes - Per User ID Code			A1N	CAMAU								35.21	35.21	27.21	27.21		15.75					
	AIN SMS Access Service - Security Card, Per User ID Code, Initial or Replacement			A1N	CAMRC								42.13	42.13	11.78	11.78		15.75					
	AIN SMS Access Service - Storage, Per Unit (100 Kilobytes)					0.0021																	
	AIN SMS Access Service - Session, Per Minute					0.5649																	
	AIN SMS Access Service - Company Performed Session, Per Minute					0.8393																	
AIN - BELLSOUTH AIN TOOLKIT SERVICE																							
	AIN Toolkit Service - Service Establishment Charge, Per State, Initial Setup			CAM	BAPSC								39.67	39.67	40.92	40.92		15.75					
	AIN Toolkit Service - Training Session, Per Customer				BAPVX								4,226.54	4,226.54				15.75					
	AIN Toolkit Service - Trigger Access Charge, Per Trigger, Per DN, Term. Attempt				BAPTT								7.87	7.87	9.14	9.14		15.75					
	AIN Toolkit Service - Trigger Access Charge, Per Trigger, Per DN, Off-Hook Delay				BAPTD								7.87	7.87	9.14	9.14		15.75					
	AIN Toolkit Service - Trigger Access Charge, Per Trigger, Per DN, Off-Hook Immediate				BAPTM								7.87	7.87	9.14	9.14		15.75					
	AIN Toolkit Service - Trigger Access Charge, Per Trigger, Per DN, 10-Digit PDDP				BAPTO								34.67	34.67	14.44	14.44		15.75					
	AIN Toolkit Service - Trigger Access Charge, Per Trigger, Per DN, CDP				BAPTC								34.67	34.67	14.44	14.44		15.75					
	AIN Toolkit Service - Trigger Access Charge, Per Trigger, Per DN, Feature Code				BAPTF								34.67	34.67	14.44	14.44		15.75					
	AIN Toolkit Service - Query Charge, Per Query					0.0535577																	
	AIN Toolkit Service - Type 1 Node Charge, Per AIN Toolkit Subscription, Per Node, Per Query					0.0063509																	
	AIN Toolkit Service - SCP Storage Charge, Per SMS Access Account, Per 100 Kilobytes					0.06																	
	AIN Toolkit Service - Monthly report - Per AIN Toolkit Service Subscription			CAM	BAPMS	11.11							7.87	7.87	5.54	5.54		15.75					
	AIN Toolkit Service - Special Study - Per AIN Toolkit Service Subscription			CAM	BAPLS	2.71							8.71	8.71				15.75					

UNBUNDLED NETWORK ELEMENTS - Mississippi										Attachment: 2		Exhibit: B			
CATEGORY	RATE ELEMENTS	Interim	Zone	BCS	USOC	RATES(\$)				Svc Order Submitted Elec per LSR	Svc Order Submitted Manually per LSR	Incremental Charge - Manual Svc Order vs. Electronic-1st	Incremental Charge - Manual Svc Order vs. Electronic-Add'l	Incremental Charge - Manual Svc Order vs. Electronic-Disc 1st	Incremental Charge - Manual Svc Order vs. Electronic-Disc Add'l
						Rec	Nonrecurring		Nonrecurring Disconnect						
							First	Add'l	First	Add'l	SOMEc	SOMAN	SOMAN	SOMAN	SOMAN
	AIN Toolkit Service - Call Event Report - Per AIN Toolkit Service Subscription			CAM	BAPDS	8.48	7.87	7.87	5.54	5.54		15.75			
	AIN Toolkit Service - Call Event Special Study - Per AIN Toolkit Service Subscription			CAM	BAPES	0.09	8.71	8.71				15.75			
ENHANCED EXTENDED LINK (EELs)															
NOTE: New EELs available in GA, TN, KY, LA, MS, & SC and density zone 1 of following MSAs: Orlando, FL; Miami, FL; Ft. Lauderdale, FL;															
NOTE: Charlotte-Gastonia-Rockhill, NC; Greensboro-Winston Salem-High Point, NC. Use all rates below except Switch As Is Charge.															
NOTE: In all states, EEL network elements shown below also apply to currently combined facilities which are converted to UNE rates. A Switch As Is Charge applies to currently combined facilities converted to UNEs.(Non-recurring rates do not apply.)															
NOTE: In GA, TN, KY, LA, MS & SC the EEL network elements apply to ordinarily combined network elements.(No Switch As Is Charge.)															
2-WIRE VOICE GRADE EXTENDED LOOP WITH DEDICATED DS1 INTEROFFICE TRANSPORT (EEL)															
	First 2-Wire VG Loop(SL2) in a DS1 Interofficed Transport Combination - Zone 1		1	UNCVX	UEAL2	13.89	105.96	68.28	52.82	10.37		15.75			
	First 2-Wire VG Grade Loop(SL2) in a DS1 Interofficed Transport Combination - Zone 2		2	UNCVX	UEAL2	18.75	105.96	68.28	52.82	10.37		15.75			
	First 2-Wire VG Grade Loop(SL2) in a DS1 Interofficed Transport Combination - Zone 3		3	UNCVX	UEAL2	27.55	105.96	68.28	52.82	10.37		15.75			
	First 2-Wire VG Loop(SL2) in a DS1 Interofficed Transport Combination - Zone 4		4	UNCVX	UEAL2	45.72	105.96	68.28	52.82	10.37		15.75			
	Interoffice Transport - Dedicated - DS1 combination - Per Mile per month			UNC1X	1L5XX	0.1813									
	Interoffice Transport - Dedicated - DS1 combination - Facility Termination per month			UNC1X	U1TF1	51.72	89.79	82.28	16.86	14.90		15.75			
	DS1 Channelization System Per Month			UNC1X	MQ1	102.85	91.57	62.94	10.87	10.10		15.75			
	Voice Grade COCI - DS1 To Ds0 Interface - Per Month			UNCVX	1D1VG	0.5737	6.62	4.74							
	Each Additional 2-Wire VG Loop(SL 2) in the same DS1 Interoffice Transport Combination - Zone 1		1	UNCVX	UEAL2	13.89	105.96	68.28	52.82	10.37		15.75			
	Each Additional 2-Wire VG Loop(SL2) in the same DS1 Interoffice Transport Combination - Zone 2		2	UNCVX	UEAL2	18.75	105.96	68.28	52.82	10.37		15.75			
	Each Additional 2-Wire VG Loop(SL2) in the same DS1 Interoffice Transport Combination - Zone 3		3	UNCVX	UEAL2	27.55	105.96	68.28	52.82	10.37		15.75			
	Each Additional 2-Wire VG Loop(SL2) in the same DS1 Interoffice Transport Combination - Zone 4		4	UNCVX	UEAL2	45.72	105.96	68.28	52.82	10.37		15.75			
	Voice Grade COCI - DS1 to DS0 Channel System combination - per month			UNCVX	1D1VG	0.5737	6.62	4.74				15.75			
	Nonrecurring Currently Combined Network Elements Switch -As-Is Charge			UNC1X	UNCCC		5.63	5.63	7.20	7.20		15.75			
4-WIRE VOICE GRADE EXTENDED LOOP WITH DEDICATED DS1 INTEROFFICE TRANSPORT (EEL)															
	First 4-Wire Analog Voice Grade Loop in a DS1 Interoffice Transport Combination - Zone 1		1	UNCVX	UEAL4	27.47	132.27	94.59	60.68	14.64		15.75			
	First 4-Wire Analog Voice Grade Loop in a DS1 Interoffice Transport Combination - Zone 2		2	UNCVX	UEAL4	38.26	132.27	94.59	60.68	14.64		15.75			
	First 4-Wire Analog Voice Grade Loop in a DS1 Interoffice Transport Combination - Zone 3		3	UNCVX	UEAL4	50.03	132.27	94.59	60.68	14.64		15.75			
	First 4-Wire Analog Voice Grade Loop in a DS1 Interoffice Transport Combination - Zone 4		4	UNCVX	UEAL4	50.03	132.27	94.59	60.68	14.64		15.75			
	Interoffice Transport - Dedicated - DS1 combination - Per Mile Per Month			UNC1X	1L5XX	0.1813									
	Interoffice Transport - Dedicated - DS1 - Facility Termination Per Month			UNC1X	U1TF1	51.72	89.79	82.28	16.86	14.90		15.75			
	Channelization - Channel System DS1 to DS0 combination Per Month			UNC1X	MQ1	102.85	91.57	62.94	10.87	10.10		15.75			
	Voice Grade COCI - DS1 to DS0 Channel System combination - per month			UNCVX	1D1VG	0.5737	6.62	4.74				15.75			
	Additional 4-Wire Analog Voice Grade Loop in same DS1 Interoffice Transport Combination - Zone 1		1	UNCVX	UEAL4	27.47	132.27	94.59	60.68	14.64		15.75			
	Additional 4-Wire Analog Voice Grade Loop in same DS1 Interoffice Transport Combination - Zone 2		2	UNCVX	UEAL4	38.26	132.27	94.59	60.68	14.64		15.75			
	Additional 4-Wire Analog Voice Grade Loop in same DS1 Interoffice Transport Combination - Zone 3		3	UNCVX	UEAL4	50.03	132.27	94.59	60.68	14.64		15.75			

UNBUNDLED NETWORK ELEMENTS - Mississippi										Attachment: 2		Exhibit: B											
CATEGORY	RATE ELEMENTS	Interim	Zone	BCS	USOC	RATES(\$)	Svc Order Submitted Elec per LSR	Svc Order Submitted Manually per LSR	Incremental Charge - Manual Svc Order vs. Electronic-1st	Incremental Charge - Manual Svc Order vs. Electronic-Add'l	Incremental Charge - Manual Svc Order vs. Electronic-Disc 1st	Incremental Charge - Manual Svc Order vs. Electronic-Disc Add'l	OSS Rates(\$)										
													Rec	Nonrecurring		Nonrecurring Disconnect		SOMEc	SOMAN	SOMAN	SOMAN	SOMAN	SOMAN
													First	Add'l	First	Add'l							
	Additional 4-Wire Analog Voice Grade Loop in same DS1 Interoffice Transport Combination - Zone 4		4	UNCVX	UEAL4	50.03							132.27	94.59	60.68	14.64							15.75
	Voice Grade COCI - DS1 to DS0 Channel System combination - per month			UNCVX	1D1VG	0.5737							6.62	4.74									15.75
	Nonrecurring Currently Combined Network Elements Switch -As-Is Charge			UNC1X	UNCCC								5.63	5.63	7.20	7.20							15.75
	4-WIRE 56 KBPS EXTENDED DIGITAL LOOP WITH DEDICATED DS1 INTEROFFICE TRANSPORT (EEL)																						
	First 4-Wire 56Kbps Digital Grade Loop in a DS1 Interoffice Transport Combination - Zone 1		1	UNCDX	UDL56	27.44							126.53	88.85	60.68	14.64							15.75
	First 4-wire 56Kbps Digital Grade Loop in a DS1 Interoffice Transport Combination - Zone 2		2	UNCDX	UDL56	34.55							126.53	88.85	60.68	14.64							15.75
	First 4-Wire 56Kbps Digital Grade Loop in a DS1 Interoffice Transport Combination - Zone 3		3	UNCDX	UDL56	40.76							126.53	88.85	60.68	14.64							15.75
	First 4-Wire 56Kbps Digital Grade Loop in a DS1 Interoffice Transport Combination - Zone 4		4	UNCDX	UDL56	32.25							126.53	88.85	60.68	14.64							15.75
	Interoffice Transport - Dedicated - DS1 combination - Per Mile Per Month			UNC1X	1L5XX	0.1813																	15.75
	Interoffice Transport - Dedicated - DS1 - combination Facility Termination Per Month			UNC1X	U1TF1	51.72							89.79	82.28	16.86	14.90							15.75
	Channelization - Channel System DS1 to DS0 combination Per Month			UNC1X	MQ1	102.85							91.57	62.94	10.87	10.10							15.75
	OCU-DP COCI (data) - DS1 to DS0 Channel System - per month (2.4-64kbs)			UNCDX	1D1DD	1.22							6.62	4.74									15.75
	Additional 4-Wire 56Kbps Digital Grade Loop in same DS1 Interoffice Transport Combination - Zone 1		1	UNCDX	UDL56	27.44							126.53	88.85	60.68	14.64							15.75
	Additional 4-Wire 56Kbps Digital Grade Loop in same DS1 Interoffice Transport Combination - Zone 2		2	UNCDX	UDL56	34.55							126.53	88.85	60.68	14.64							15.75
	Additional 4-Wire 56Kbps Digital Grade Loop in same DS1 Interoffice Transport Combination - Zone 3		3	UNCDX	UDL56	40.76							126.53	88.85	60.68	14.64							15.75
	Additional 4-Wire 56Kbps Digital Grade Loop in same DS1 Interoffice Transport Combination - Zone 4		4	UNCDX	UDL56	32.25							126.53	88.85	60.68	14.64							15.75
	OCU-DP COCI (data) - DS1 to DS0 Channel System - combination per month (2.4-64kbs)			UNCDX	1D1DD	1.22							6.62	4.74									15.75
	Nonrecurring Currently Combined Network Elements Switch -As-Is Charge			UNC1X	UNCCC								5.63	5.63	7.20	7.20							15.75
	4-WIRE 64 KBPS EXTENDED DIGITAL LOOP WITH DEDICATED DS1 INTEROFFICE TRANSPORT (EEL)																						
	First 4-Wire 64Kbps Digital Grade Loop in a DS1 Interoffice Transport Combination - Zone 1		1	UNCDX	UDL64	27.44							126.53	88.85	60.68	14.64							15.75
	First 4-Wire 64Kbps Digital Grade Loop in a DS1 Interoffice Transport Combination - Zone 2		2	UNCDX	UDL64	34.55							126.53	88.85	60.68	14.64							15.75
	First 4-Wire 64Kbps Digital Grade Loop in a DS1 Interoffice Transport Combination - Zone 3		3	UNCDX	UDL64	40.76							126.53	88.85	60.68	14.64							15.75
	First 4-Wire 64Kbps Digital Grade Loop in a DS1 Interoffice Transport Combination - Zone 4		4	UNCDX	UND64	32.25							126.53	88.85	60.68	14.64							15.75
	Interoffice Transport - Dedicated - DS1 combination - Per Mile Per Month			UNC1X	1L5XX	0.1813																	15.75
	Interoffice Transport - Dedicated - DS1 combination - Facility Termination Per Month			UNC1X	U1TF1	51.72							89.79	82.28	16.86	14.90							15.75
	Channelization - Channel System DS1 to DS0 combination Per Month			UNC1X	MQ1	102.85							91.57	62.94	10.87	10.10							15.75
	OCU-DP COCI (data) - DS1 to DS0 Channel System combination - per month (2.4-64kbs)			UNCDX	1D1DD	1.22							6.62	4.74									15.75
	Additional 4-Wire 64Kbps Digital Grade Loop in same DS1 Interoffice Transport Combination - Zone 1		1	UNCDX	UDL64	27.44							126.53	88.85	60.68	14.64							15.75
	Additional 4-Wire 64Kbps Digital Grade Loop in same DS1 Interoffice Transport Combination - Zone 2		2	UNCDX	UDL64	34.55							126.53	88.85	60.68	14.64							15.75
	Additional 4-Wire 64Kbps Digital Grade Loop in same DS1 Interoffice Transport Combination - Zone 3		3	UNCDX	UDL64	40.76							126.53	88.85	60.68	14.64							15.75

UNBUNDLED NETWORK ELEMENTS - Mississippi											Attachment: 2		Exhibit: B							
CATEGORY	RATE ELEMENTS	Interim	Zone	BCS	USOC	RATES(\$)	Svc Order Submitted Elec per LSR	Svc Order Submitted Manually per LSR	Incremental Charge - Manual Svc Order vs. Electronic-1st	Incremental Charge - Manual Svc Order vs. Electronic-Add'l	Incremental Charge - Manual Svc Order vs. Electronic-Disc 1st	Incremental Charge - Manual Svc Order vs. Electronic-Disc Add'l	OSS Rates(\$)							
													Rec	Nonrecurring		Nonrecurring Disconnect		SOMEc	SOMAN	SOMAN
													First	Add'l	First	Add'l				
	Additional 4-Wire 64Kbps Digital Grade Loop in same DS1 Interoffice Transport Combination - Zone 4		4	UNCDX	UDL64	32.25							126.53	88.85	60.68	14.64				15.75
	OCU-DP COCI (data) - DS1 to DS0 Channel System combination - per month (2.4-64kbs)			UNCDX	1D1DD	1.22							6.62	4.74						15.75
	Nonrecurring Currently Combined Network Elements Switch -As-Is Charge			UNC1X	UNCCC								5.63	5.63	7.20	7.20				15.75
4-WIRE DS1 DIGITAL EXTENDED LOOP WITH DEDICATED DS1 INTEROFFICE TRANSPORT (EEL)																				
	4-Wire DS1 Digital Loop in Combination with DS1 Interoffice Transport - Zone 1		1	UNC1X	USLXX	79.08							253.93	158.45	46.10	12.07				15.75
	4-Wire DS1 Digital Loop in Combination with DS1 Interoffice Transport - Zone 2		2	UNC1X	USLXX	129.38							253.93	158.45	46.10	12.07				15.75
	4-Wire DS1 Digital Loop in Combination with DS1 Interoffice Transport - Zone 3		3	UNC1X	USLXX	206.74							253.93	158.45	46.10	12.07				15.75
	4-Wire DS1 Digital Loop in Combination with DS1 Interoffice Transport - Zone 4		4	UNC1X	USLXX	458.46							253.93	158.45	46.10	12.07				15.75
	Interoffice Transport - Dedicated - DS1 combination - Per Mile Per Month			UNC1X	1L5XX	0.1813														
	Interoffice Transport - Dedicated - DS1 combination - Facility Termination Per Month			UNC1X	U1TF1	51.72							89.79	82.28	16.86	14.90				15.75
	Nonrecurring Currently Combined Network Elements Switch -As-Is Charge			UNC1X	UNCCC								5.63	5.63	7.20	7.20				15.75
4-WIRE DS1 DIGITAL EXTENDED LOOP WITH DEDICATED DS3 INTEROFFICE TRANSPORT (EEL)																				
	First DS1Loop in DS3 Interoffice Transport Combination - Zone 1		1	UNC1X	USLXX	79.08							253.93	158.45	46.10	12.07				15.75
	First DS1Loop in DS3 Interoffice Transport Combination - Zone 2		2	UNC1X	USLXX	129.38							253.93	158.45	46.10	12.07				15.75
	First DS1Loop in DS3 Interoffice Transport Combination - Zone 3		3	UNC1X	USLXX	206.74							253.93	158.45	46.10	12.07				15.75
	First DS1Loop in DS3 Interoffice Transport Combination - Zone 4		4	UNC1X	USLXX	458.46							253.93	158.45	46.10	12.07				15.75
	Interoffice Transport - Dedicated - DS3 combination - Per Mile Per Month			UNC3X	1L5XX	4.29														
	Interoffice Transport - Dedicated - DS3 - Facility Termination per month			UNC3X	U1TF3	641.90							280.37	163.70	62.08	60.29				15.75
	DS3 to DS1 Channel System combination per month			UNC3X	MQ3	107.85							179.17	94.52	34.30	32.82				15.75
	DS3 Interface Unit (DS1 COCI) combination per month			UNC1X	UC1D1	12.96							6.62	4.74						15.75
	Additional DS1Loop in DS3 Interoffice Transport Combination - Zone 1		1	UNC1X	USLXX	79.08							253.93	158.45	46.10	12.07				15.75
	Additional DS1Loop in DS3 Interoffice Transport Combination - Zone 2		2	UNC1X	USLXX	129.38							253.93	158.45	46.10	12.07				15.75
	Additional DS1Loop in DS3 Interoffice Transport Combination - Zone 3		3	UNC1X	USLXX	206.74							253.93	158.45	46.10	12.07				15.75
	Additional DS1Loop in DS3 Interoffice Transport Combination - Zone 4		4	UNC1X	USLXX	458.46							253.93	158.45	46.10	12.07				15.75
	DS3 Interface Unit (DS1 COCI) combination per month			UNC1X	UC1D1	12.96							6.62	4.74						15.75
	Nonrecurring Currently Combined Network Elements Switch -As-Is Charge			UNC3X	UNCCC								5.63	5.63	7.20	7.20				15.75
2-WIRE VOICE GRADE EXTENDED LOOP/ 2 WIRE VOICE GRADE INTEROFFICE TRANSPORT (EEL)																				
	2-WireVG Loop used with 2-wire VG Interoffice Transport Combination - Zone 1		1	UNCVX	UEAL2	13.89							105.96	68.28	52.82	10.37				15.75
	2-WireVG Loop used with 2-wire VG Interoffice Transport Combination - Zone 2		2	UNCVX	UEAL2	18.75							105.96	68.28	52.82	10.37				15.75
	2-WireVG Loop used with 2-wire VG Interoffice Transport Combination - Zone 3		3	UNCVX	UEAL2	27.55							105.96	68.28	52.82	10.37				15.75
	A.1.2 2-WireVG Loop used with 2-wire VG Interoffice Transport Combination - Zone 4		4	UNCVX	UEAL2	45.72							105.96	68.28	52.82	10.37				15.75
	Interoffice Transport - Dedicated - 2-wire VG combination - Per Mile Per Month			UNCVX	1L5XX	0.00088														

UNBUNDLED NETWORK ELEMENTS - Mississippi										Attachment: 2		Exhibit: B	
CATEGORY	RATE ELEMENTS	Interim	Zone	BCS	USOC	RATES(\$)	Svc Order Submitted Elec per LSR	Svc Order Submitted Manually per LSR	Incremental Charge - Manual Svc Order vs. Electronic-1st	Incremental Charge - Manual Svc Order vs. Electronic-Add'l	Incremental Charge - Manual Svc Order vs. Electronic-Disc 1st	Incremental Charge - Manual Svc Order vs. Electronic-Disc Add'l	
													Rec
	Interoffice Transport - Dedicated - 2- Wire Voice Grade combination - Facility Termination per month			UNCVX	U1TV2	20.32	40.77	27.57	17.26	7.11		15.75	
	Nonrecurring Currently Combined Network Elements Switch -As-Is Charge			UNCVX	UNCCC		5.63	5.63	7.20	7.20		15.75	
	4-WIRE VOICE GRADE EXTENDED LOOP/ 4 WIRE VOICE GRADE INTEROFFICE TRANSPORT (EEL)												
	4-WireVG Loop used with 4-wire VG Interoffice Transport Combination - Zone 1		1	UNCVX	UEAL4	27.47	132.27	94.59	60.68	14.64		15.75	
	4-WireVG Loop used with 4-wire VG Interoffice Transport Combination - Zone 2		2	UNCVX	UEAL4	38.26	132.27	94.59	60.68	14.64		15.75	
	4-WireVG Loop used with 4-wire VG Interoffice Transport Combination - Zone 3		3	UNCVX	UEAL4	50.03	132.27	94.59	60.68	14.64		15.75	
	4-WireVG Loop used with 4-wire VG Interoffice Transport Combination - Zone 4		4	UNCVX	UEAL4	50.03	132.27	94.59	60.68	14.64		15.75	
	Interoffice Transport - Dedicated - 4-wire VG combination - Per Mile Per Month			UNCVX	1L5XX	0.00088							
	Interoffice Transport - Dedicated - 4- Wire Voice Grade combination - Facility Termination per month			UNCVX	U1TV4	17.86	40.77	27.57	17.26	7.11		15.75	
	Nonrecurring Currently Combined Network Elements Switch -As-Is Charge			UNCVX	UNCCC		5.63	5.63	7.20	7.20		15.75	
	DS3 DIGITAL EXTENDED LOOP WITH DEDICATED DS3 INTEROFFICE TRANSPORT (EEL)												
	High Capacity Unbundled Local Loop - DS3 combination - Per Mile per month			UNC3X	1L5ND	11.20							
	High Capacity Unbundled Local Loop - DS3 combination - Facility Termination per month			UNC3X	UE3PX	252.17	454.13	265.47	123.23	86.19		15.75	
	Interoffice Transport - Dedicated - DS3 - Per Mile per month			UNC3X	1L5XX	4.29							
	Interoffice Transport - Dedicated - DS3 combination - Facility Termination per month			UNC3X	U1TF3	641.90	280.37	163.70	62.08	60.29		15.75	
	Nonrecurring Currently Combined Network Elements Switch -As-Is Charge			UNC3X	UNCCC		5.63	5.63	7.20	7.20		15.75	
	STS1 DIGITAL EXTENDED LOOP WITH DEDICATED STS1 INTEROFFICE TRANSPORT (EEL)												
	High Capacity Unbundled Local Loop - STS1 combination - Per Mile per month			UNCSX	1L5ND	11.20							
	High Capacity Unbundled Local Loop - STS1 combination - Facility Termination per month			UNCSX	UDLS1	264.35	454.13	265.47	123.23	86.19		15.75	
	Interoffice Transport - Dedicated - STS1 combination - Per Mile per month			UNCSX	1L5XX	4.29							
	Interoffice Transport - Dedicated - STS1 combination - Facility Termination per month			UNCSX	U1TFS	644.21	280.37	163.70	62.08	60.29		15.75	
	Nonrecurring Currently Combined Network Elements Switch -As-Is Charge			UNCSX	UNCCC		5.63	5.63	7.20	7.20		15.75	
	2-WIRE ISDN EXTENDED LOOP WITH DS1 INTEROFFICE TRANSPORT (EEL)												
	First 2-Wire ISDN Loop in a DS1 Interoffice Combination Transport - Zone 1		1	UNCNX	U1L2X	21.01	117.61	79.92	52.82	10.37		15.75	
	First 2-Wire ISDN Loop in a DS1 Interoffice Combination Transport - Zone 2		2	UNCNX	U1L2X	27.59	117.61	79.92	52.82	10.37		15.75	
	First 2-Wire ISDN Loop in a DS1 Interoffice Combination Transport - Zone 3		3	UNCNX	U1L2X	37.34	117.61	79.92	52.82	10.37		15.75	
	First 2-Wire ISDN Loop in a DS1 Interoffice Combination Transport - Zone 4		4	UNCNX	U1L2X	59.18	117.61	79.92	52.82	10.37		15.75	
	Interoffice Transport - Dedicated - DS1 combination - Per Mile			UNC1X	1L5XX	0.1813							
	Interoffice Transport - Dedicated - DS1 combination - Facility Termination per month			UNC1X	U1TF1	51.72	89.79	82.28	16.86	14.90		15.75	
	Channelization - Channel System DS1 to DS0 combination - per month			UNC1X	MQ1	102.85	91.57	62.94	10.87	10.10		15.75	
	2-wire ISDN COCI (BRITE) - DS1 to DS0 Channel System combination - per month			UNCNX	UC1CA	2.62	6.62	4.74				15.75	
	Additional 2-wire ISDN Loop in same DS1 Interoffice Transport Combination - Zone 1		1	UNCNX	U1L2X	21.01	117.61	79.92	52.82	10.37		15.75	

UNBUNDLED NETWORK ELEMENTS - Mississippi										Attachment: 2		Exhibit: B										
CATEGORY	RATE ELEMENTS	Interim	Zone	BCS	USOC	RATES(\$)	Svc Order Submitted Elec per LSR	Svc Order Submitted Manually per LSR	Incremental Charge - Manual Svc Order vs. Electronic-1st	Incremental Charge - Manual Svc Order vs. Electronic-Add'l	Incremental Charge - Manual Svc Order vs. Electronic-Disc 1st	Incremental Charge - Manual Svc Order vs. Electronic-Disc Add'l	OSS Rates(\$)									
													Rec	Nonrecurring		Nonrecurring Disconnect		SOMEc	SOMAN	SOMAN	SOMAN	SOMAN
													First	Add'l	First	Add'l						
	Additional 2-wire ISDN Loop in same DS1Interoffice Transport Combination - Zone 2		2	UNCNX	U1L2X	27.59							117.61	79.92	52.82	10.37						15.75
	Additional 2-wire ISDN Loop in same DS1Interoffice Transport Combination - Zone 3		3	UNCNX	U1L2X	37.34							117.61	79.92	52.82	10.37						15.75
	Additional 2-wire ISDN Loop in same DS1Interoffice Transport Combination - Zone 4		4	UNCNX	U1L2X	59.18							117.61	79.92	52.82	10.37						15.75
	2-wire ISDN COCI (BRITE) - DS1 to DS0 Channel System combination- per month			UNCNX	UC1CA	2.62							6.62	4.74								15.75
	Nonrecurring Currently Combined Network Elements Switch -As-Is Charge			UNC1X	UNCCC								5.63	5.63	7.20	7.20						15.75
4-WIRE DS1 DIGITAL EXTENDED LOOP WITH DEDICATED STS-1 INTEROFFICE TRANSPORT (EEL)																						
	First DS1 Loop in STS1 Interoffice Transport Combination - Zone 1		1	UNC1X	USLXX	79.08							253.93	158.45	46.10	12.07						15.75
	First DS1 Loop in STS1 Interoffice Transport Combination - Zone 2		2	UNC1X	USLXX	129.38							253.93	158.45	46.10	12.07						15.75
	First DS1 Loop in STS1 Interoffice Transport Combination - Zone 3		3	UNC1X	USLXX	206.74							253.93	158.45	46.10	12.07						15.75
	First DS1 Loop in STS1 Interoffice Transport Combination - Zone 4		4	UNC1X	USLXX	458.46							253.93	158.45	46.10	12.07						15.75
	Interoffice Transport - Dedicated - STS1 combination - Per Mile Per Month			UNCSX	1L5XX	4.29																
	Interoffice Transport - Dedicated - STS1 combination - Facility Termination			UNCSX	U1TFS	644.21							280.37	163.70	62.08	60.29						15.75
	STS1 to DS1 Channel System combination per month			UNCSX	MQ3	107.63							179.17	94.52	34.30	32.82						15.75
	DS3 Interface Unit (DS1 COCI) combination per month			UNC1X	UC1D1	12.96							6.62	4.74								15.75
	Additional DS1Loop in STS1 Interoffice Transport Combination - Zone 1		1	UNC1X	USLXX	79.08							253.93	158.45	46.10	12.07						15.75
	Additional DS1Loop in STS1 Interoffice Transport Combination - Zone 2		2	UNC1X	USLXX	129.38							253.93	158.45	46.10	12.07						15.75
	Additional DS1Loop in STS1 Interoffice Transport Combination - Zone 3		3	UNC1X	USLXX	206.74							253.93	158.45	46.10	12.07						15.75
	Additional DS1Loop in STS1 Interoffice Transport Combination - Zone 4		4	UNC1X	USLXX	458.46							253.93	158.45	46.10	12.07						15.75
	DS3 Interface Unit (DS1 COCI) combination per month			UNC1X	UC1D1	12.96							6.62	4.74								15.75
	Nonrecurring Currently Combined Network Elements Switch -As-Is Charge			UNCSX	UNCCC								5.63	5.63	7.20	7.20						15.75
4-WIRE 56 KBPS DIGITAL EXTENDED LOOP WITH 56 KBPS INTEROFFICE TRANSPORT (EEL)																						
	4-wire 56 kbps Loop/4-wire 56 kbps Interoffice Transport Combination - Zone 1		1	UNCDX	UDL56	27.44							126.53	88.85	60.68	14.64						15.75
	4-wire 56 kbps Loop/4-wire 56 kbps Interoffice Transport Combination - Zone 2		2	UNCDX	UDL56	34.55							126.53	88.85	60.68	14.64						15.75
	4-wire 56 kbps Loop/4-wire 56 kbps Interoffice Transport Combination - Zone 3		3	UNCDX	UDL56	40.76							126.53	88.85	60.68	14.64						15.75
	4-wire 56 kbps Loop/4-wire 56 kbps Interoffice Transport Combination - Zone 4		4	UNCDX	UDL56	32.25							126.53	88.85	60.68	14.64						15.75
	Interoffice Transport - Dedicated - 4-wire 56 kbps combination - Per Mile			UNCDX	1L5XX	0.00088																
	Interoffice Transport - Dedicated - 4-wire 56 kbps combination - Facility Termination			UNCDX	U1TD5	14.14							40.78	27.57	17.26	7.11						15.75
	Nonrecurring Currently Combined Network Elements Switch -As-Is Charge			UNCDX	UNCCC								5.63	5.63	7.20	7.20						15.75
4-WIRE 64 KBPS DIGITAL EXTENDED LOOP WITH 64 KBPS INTEROFFICE TRANSPORT (EEL)																						
	4-wire 64 kbps Loop/4-wire 64 kbps Interoffice Transport Combination - Zone 1		1	UNCDX	UDL64	27.44							126.53	88.85	60.68	14.64						15.75
	4-wire 64 kbps Loop/4-wire 64 kbps Interoffice Transport Combination - Zone 2		2	UNCDX	UDL64	34.55							126.53	88.85	60.68	14.64						15.75
	4-wire 64 kbps Loop/4-wire 64 kbps Interoffice Transport Combination - Zone 3		3	UNCDX	UDL64	40.76							126.53	88.85	60.68	14.64						15.75

UNBUNDLED NETWORK ELEMENTS - Mississippi											Attachment: 2		Exhibit: B							
CATEGORY	RATE ELEMENTS	Interim	Zone	BCS	USOC	RATES(\$)	Svc Order Submitted Elec per LSR	Svc Order Submitted Manually per LSR	Incremental Charge - Manual Svc Order vs. Electronic-1st	Incremental Charge - Manual Svc Order vs. Electronic-Add'l	Incremental Charge - Manual Svc Order vs. Electronic-Disc 1st	Incremental Charge - Manual Svc Order vs. Electronic-Disc Add'l	OSS Rates(\$)							
													Rec	Nonrecurring		Nonrecurring Disconnect		SOMEc	SOMAN	SOMAN
													First	Add'l	First	Add'l				
	4-wire 64 kbps Loop/4-wire 64 kbps Interoffice Transport Combination - Zone 4		4	UNCDX	UDL64	32.25							126.53	88.85	60.68	14.64				15.75
	Interoffice Transport - Dedicated - 4-wire 64 kbps combination - Per Mile			UNCDX	1L5XX	0.00088														
	Interoffice Transport - Dedicated - 4-wire 64 kbps combination - Facility Termination			UNCDX	U1TD6	14.14							40.78	27.57	17.26	7.11				15.75
	Nonrecurring Currently Combined Network Elements Switch -As-Is Charge			UNCDX	UNCCC								5.63	5.63	7.20	7.20				15.75
ADDITIONAL NETWORK ELEMENTS																				
When used as a part of a currently combined facility, the non-recurring charges do not apply, but a Switch As Is charge does apply.																				
When used as ordinarly combined network elements in Mississippi, the non-recurring charges apply and the Switch As Is Charge does not.																				
Nonrecurring Currently Combined Network Elements "Switch As Is" Charge (One applies to each combination)																				
	Nonrecurring Currently Combined Network Elements Switch -As-Is Charge - 2 wire/4-Wire VG			UNCVX	UNCCC								5.63	5.63	7.20	7.20				15.75
	Nonrecurring Currently Combined Network Elements Switch -As-Is Charge - 56/64 kbps			UNCDX	UNCCC								5.63	5.63	7.20	7.20				15.75
	Nonrecurring Currently Combined Network Elements Switch -As-Is Charge - DS1			UNC1X	UNCCC								5.63	5.63	7.20	7.20				15.75
	Nonrecurring Currently Combined Network Elements Switch -As-Is Charge - DS3			UNC3X	UNCCC								5.63	5.63	7.20	7.20				15.75
	Nonrecurring Currently Combined Network Elements Switch -As-Is Charge - STS1			UNCSX	UNCCC								5.63	5.63	7.20	7.20				15.75
NOTE: Local Channel - Dedicated Transport - minimum billing period - Below DS3=one month, DS3 and above=four months																				
	Local Channel - Dedicated - 2-Wire Voice Grade per month			UNCXV	ULDV2	14.91							194.22	33.36	37.79	3.30				15.75
	Local Channel - Dedicated - 4-Wire Voice Grade per month			UNCXV	ULDV4	15.99							194.66	33.80	38.27	3.78				15.75
	Local Channel - Dedicated - DS1 per month Zone 1		1	UNC1X	ULDF1	36.83							178.50	154.61	22.89	15.74				15.75
	Local Channel - Dedicated -DS1 Per Month Zone 2		2	UNC1X	ULDF1	35.99							178.50	154.61	22.89	15.74				15.75
	Local Channel - Dedicated - DS1- Per Month Zone 3		3	UNC1X	ULDF1	221.63							178.50	154.61	22.89	15.74				15.75
	Local Channel - Dedicated - DS1- Per Month Zone 4		4	UNC1X	ULDF1	221.63							178.50	154.61	22.89	15.74				15.75
	Local Channel - Dedicated - DS3 - Per Mile per month			UNC3X	1L5NC	9.66														
	Local Channel - Dedicated - DS3 - Facility Termination per month			UNC3X	ULDF3	413.87							454.13	265.47	123.23	86.19				15.75
	Local Channel - Dedicated - STS-1- Per Mile per month			UNCSX	1L5NC	9.66														
	Local Channel - Dedicated - STS-1 - Facility Termination per month			UNCSX	ULDFS	408.02							454.13	265.47	123.23	86.19				15.75
UNBUNDLED LOCAL EXCHANGE SWITCHING(PORTS)																				
Exchange Ports																				
NOTE: Although the Port Rate includes all available features in GA, KY, LA & TN, the desired features will need to be ordered using retail USOCs																				
2-WIRE VOICE GRADE LINE PORT RATES (RES)																				
	Exchange Ports - 2-Wire Analog Line Port- Res.			UEPSR	UEPRL	1.41							2.39	2.29	1.42	1.33				15.75
	Exchange Ports - 2-Wire Analog Line Port with Caller ID - Res.			UEPSR	UEPRC	1.41							2.39	2.29	1.42	1.33				15.75
	Exchange Ports - 2-Wire Analog Line Port outgoing only - Res.			UEPSR	UEPRO	1.41							2.39	2.29	1.42	1.33				15.75
	Exchange Ports - 2-Wire VG unbundled MS extended local dialing parity Port with Caller ID - Res.			UEPSR	UEPAT	1.41							2.39	2.29	1.42	1.33				15.75
	Exchange Ports - 2-Wire VG unbundled res, low usage line port with Caller ID (LUM)			UEPSR	UEPAP	1.41							2.39	2.29	1.42	1.33				15.75
	Subsequent Activity			UEPSR	USASC	0.00							0.00	0.00	0.00					15.75
FEATURES																				
	All Available Vertical Features			UEPSR	UEPVF	2.56							0.00	0.00						15.75
2-WIRE VOICE GRADE LINE PORT RATES (BUS)																				
	Exchange Ports - 2-Wire Analog Line Port without Caller ID - Bus			UEPSB	UEPBL	1.41							2.39	2.29	1.42	1.33				15.75
	Exchange Ports - 2-Wire VG unbundled Line Port with unbundled port with Caller+E484 ID - Bus.			UEPSB	UEPBC	1.41							2.39	2.29	1.42	1.33				15.75
	Exchange Ports - 2-Wire Analog Line Port outgoing only - Bus.			UEPSB	UEPBO	1.41							2.39	2.29	1.42	1.33				15.75

UNBUNDLED NETWORK ELEMENTS - Mississippi										Attachment: 2		Exhibit: B				
CATEGORY	RATE ELEMENTS	Interim	Zone	BCS	USOC	RATES(\$)	Svc Order Submitted Elec per LSR	Svc Order Submitted Manually per LSR	Incremental Charge - Manual Svc Order vs. Electronic-1st	Incremental Charge - Manual Svc Order vs. Electronic-Add'l	Incremental Charge - Manual Svc Order vs. Electronic-Disc 1st	Incremental Charge - Manual Svc Order vs. Electronic-Disc Add'l				
													Rec	Nonrecurring		Nonrecurring Disconnect
							First	Add'l	First	Add'l	SOMEK	SOMAN	SOMAN	SOMAN	SOMAN	SOMAN
UNBUNDLED PORT/LOOP COMBINATIONS - COST BASED RATES																
Cost Based Rates are applied where BellSouth is required by FCC and/or State Commission rule to provide Unbundled Local Switching or Switch Ports.																
Features shall apply to the Unbundled Port/Loop Combination - Cost Based Rate section in the same manner as they are applied to the Stand-Alone Unbundled Port section of this Rate Exhibit.																
End Office and Tandem Switching Usage and Common Transport Usage rates in the Port section of this rate exhibit shall apply to all combinations of loop/port network elements except for UNE Coin Port/Loop Combinations.																
For Georgia, Kentucky, Louisiana, Mississippi, South Carolina and Tennessee, the recurring UNE Port and Loop charges listed apply to Currently Combined and Not Currently Combined Combos. The first and additional Port nonrecurring charges apply to Not Currently Combined Combos for all states. In GA, KY, LA, MS, SC and TN these nonrecurring charges are commission ordered cost based rates and in AL, FL and NC these nonrecurring charges are Market Rates and are also listed in the Market Rate section.																
For Currently Combined Combos in all other states, the nonrecurring charges shall be those identified in the Nonrecurring - Currently Combined sections.																
2-WIRE VOICE GRADE LOOP WITH 2-WIRE LINE PORT (RES)																
UNE Port/Loop Combination Rates																
	2-Wire VG Loop/Port Combo - Zone 1		1			12.22										
	2-Wire VG Loop/Port Combo - Zone 2		2			17.13										
	2-Wire VG Loop/Port Combo - Zone 3		3			26.26										
	2-Wire VG Loop/Port Combo - Zone 4		4			44.91										
UNE Loop Rates																
	2-Wire Voice Grade Loop (SL1) - Zone 1		1	UEPRX	UEPLX	10.98										
	2-Wire Voice Grade Loop (SL1) - Zone 2		2	UEPRX	UEPLX	15.91										
	2-Wire Voice Grade Loop (SL1) - Zone 3		3	UEPRX	UEPLX	25.04										
	2-Wire Voice Grade Loop (SL1) - Zone 4		4	UEPRX	UEPLX	43.68										
2-Wire Voice Grade Line Port Rates (Res)																
	2-Wire voice unbundled port - residence			UEPRX	UEPRL	1.23	40.31	19.84	24.90	6.58		15.75				
	2-Wire voice unbundled port with Caller ID - res			UEPRX	UEPRC	1.23	40.31	19.84	24.90	6.58		15.75				
	2-Wire voice unbundled port outgoing only - res			UEPRX	UEPRO	1.23	40.31	19.84	24.90	6.58		15.75				
	2-Wire voice Grade unbundled Mississippi extended local dialing parity port with Caller ID - res			UEPRX	UEPAT	1.23	40.31	19.84	24.90	6.58		15.75				
	2-Wire voice unbundles res, low usage line port with Caller ID (LUM)			UEPRX	UEPAP	1.23	40.31	19.84	24.90	6.58		15.75				
FEATURES																
	All Features Offered			UEPRX	UEPVF	2.56	0.00	0.00				15.75				
LOCAL NUMBER PORTABILITY																
	Local Number Portability (1 per port)			UEPRX	LNPCX	0.35										
NONRECURRING CHARGES (NRCs) - CURRENTLY COMBINED																
	2-Wire Voice Grade Loop / Line Port Combination - Conversion - Switch-as-is			UEPRX	USAC2		0.0988	0.0988				15.75				
	2-Wire Voice Grade Loop / Line Port Combination - Conversion - Switch with change			UEPRX	USACC		0.0988	0.0988				15.75				
	2-Wire Voice Grade Loop / Line Port Combination - Conversion - Subsequent Database Update						0.00	0.00				15.75				
ADDITIONAL NRCs																
	2-Wire Voice Grade Loop/Line Port Combination - Subsequent Activity			UEPRX	USAS2	0.00	0.00	0.00				15.75				
2-WIRE VOICE GRADE LOOP WITH 2-WIRE LINE PORT (BUS)																
UNE Port/Loop Combination Rates																
	2-Wire VG Loop/Port Combo - Zone 1		1			12.22										
	2-Wire VG Loop/Port Combo - Zone 2		2			17.13										
	2-Wire VG Loop/Port Combo - Zone 3		3			26.26										
UNE Loop Rates																
	2-Wire Voice Grade Loop (SL1) - Zone 1		1	UEPBX	UEPLX	10.98										
	2-Wire Voice Grade Loop (SL1) - Zone 2		2	UEPBX	UEPLX	15.91										
	2-Wire Voice Grade Loop (SL1) - Zone 3		3	UEPBX	UEPLX	25.04										
	2-Wire Voice Grade Loop (SL1) - Zone 4		4	UEPBX	UEPLX	43.68										
2-Wire Voice Grade Line Port (Bus)																
	2-Wire voice unbundled port without Caller ID - bus			UEPBX	UEPBL	1.23	40.31	19.84	24.90	6.58		15.75				
	2-Wire voice unbundled port with Caller + E484 ID - bus			UEPBX	UEPBC	1.23	40.31	19.84	24.90	6.58		15.75				
	2-Wire voice unbundled port outgoing only - bus			UEPBX	UEPBO	1.23	40.31	19.84	24.90	6.58		15.75				
	2-Wire voice Grade unbundled Mississippi extended local dialing parity port with Caller ID - bus			UEPBX	UEPAY	1.23	40.31	19.84	24.90	6.58		15.75				
	2-Wire voice unbundled incoming only port with Caller ID - Bus			UEPBX	UEPB1	1.23	40.31	19.84	24.90	6.58		15.75				
LOCAL NUMBER PORTABILITY																
	Local Number Portability (1 per port)			UEPBX	LNPCX	0.35										

UNBUNDLED NETWORK ELEMENTS - Mississippi											Attachment: 2		Exhibit: B					
CATEGORY	RATE ELEMENTS	Interim	Zone	BCS	USOC	RATES(\$)	Svc Order Submitted Elec per LSR	Svc Order Submitted Manually per LSR	Incremental Charge - Manual Svc Order vs. Electronic-1st	Incremental Charge - Manual Svc Order vs. Electronic-Add'l	Incremental Charge - Manual Svc Order vs. Electronic-Disc 1st	Incremental Charge - Manual Svc Order vs. Electronic-Disc Add'l	OSS Rates(\$)					
													Rec	Nonrecurring First	Nonrecurring Add'l	Nonrecurring First	Nonrecurring Add'l	SOMEc
	2-Wire Voice Unbundled 2-Way Combination PBX Usage Port			UEPPX	UEPXA	1.23	69.37	32.48	37.86	6.17		15.75						
	2-Wire Voice Unbundled PBX Toll Terminal Hotel Ports			UEPPX	UEPXB	1.23	69.37	32.48	37.86	6.17		15.75						
	2-Wire Voice Unbundled PBX LD DDD Terminals Port			UEPPX	UEPXC	1.23	69.37	32.48	37.86	6.17		15.75						
	2-Wire Voice Unbundled PBX LD Terminal Switchboard Port			UEPPX	UEPXD	1.23	69.37	32.48	37.86	6.17		15.75						
	2-Wire Voice Unbundled PBX LD Terminal Switchboard IDD Capable Port			UEPPX	UEPXE	1.23	69.37	32.48	37.86	6.17		15.75						
	2-Wire Voice Unbundled 2-Way PBX Hotel/Hospital Economy Administrative Calling Port			UEPPX	UEPXL	1.23	69.37	32.48	37.86	6.17		15.75						
	2-Wire Voice Unbundled 2-Way PBX Hotel/Hospital Economy Room Calling Port			UEPPX	UEPXM	1.23	69.37	32.48	37.86	6.17		15.75						
	2-Wire Voice Unbundled 1-Way Outgoing PBX Hotel/Hospital Discount Room Calling Port			UEPPX	UEPXO	1.23	69.37	32.48	37.86	6.17		15.75						
	2-Wire Voice Unbundled 2-Way PBX Mississippi Local Economy Calling Port			UEPPX	UEPXQ	1.23	69.37	32.48	37.86	6.17		15.75						
	2-Wire Voice Unbundled 2-Way PBX Mississippi Local Optional Calling Port			UEPPX	UEPXR	1.23	69.37	32.48	37.86	6.17		15.75						
	2-Wire Voice Unbundled 1-Way Outgoing PBX Measured Port			UEPPX	UEPXS	1.23	69.37	32.48	37.86	6.17		15.75						
	LOCAL NUMBER PORTABILITY																	
	Local Number Portability (1 per port)			UEPPX	LNPCP	3.15	0.00	0.00				15.75						
	FEATURES																	
	All Features Offered			UEPPX	UEPVF	2.56	0.00	0.00				15.75						
	NONRECURRING CHARGES (NRCs) - CURRENTLY COMBINED																	
	2-Wire Voice Grade Loop/ Line Port Combination (PBX) - Conversion - Switch-As-Is			UEPPX	USAC2		7.96	1.91				15.75						
	2-Wire Voice Grade Loop/ Line Port Combination (PBX) - Conversion - Switch with Change			UEPPX	USACC		7.96	1.91				15.75						
	2-Wire Voice Grade Loop / Line Port Combination - Conversion - Subsequent Database Update						0.00	0.00				15.75						
	ADDITIONAL NRCs																	
	2-Wire Voice Grade Loop/ Line Port Combination (PBX) - Subsequent Activity			UEPPX	USAS2	0.00	0.00	0.00				15.75						
	PBX Subsequent Activity - Change/Rearrange Multiline Hunt Group						7.36	7.36				15.75						
	2-WIRE VOICE GRADE LOOP WITH 2-WIRE ANALOG LINE COIN PORT																	
	UNE Port/Loop Combination Rates																	
	2-Wire VG Coin Port/Loop Combo – Zone 1		1			12.22												
	2-Wire VG Coin Port/Loop Combo – Zone 2		2			17.13												
	2-Wire VG Coin Port/Loop Combo – Zone 3		3			26.26												
	2-Wire VG Coin Port/Loop Combo – Zone 4		4			44.91												
	UNE Loop Rates																	
	2-Wire Voice Grade Loop (SL1) - Zone 1		1	UEPCO	UEPLX	10.98												
	2-Wire Voice Grade Loop (SL1) - Zone 2		2	UEPCO	UEPLX	15.91												
	2-Wire Voice Grade Loop (SL1) - Zone 3		3	UEPCO	UEPLX	25.04												
	2-Wire Voice Grade Loop (SL1) - Zone 4		4	UEPCO	UEPLX	43.68												
	2-Wire Voice Grade Line Ports (COIN)																	
	2-Wire Coin 2-Way without Operator Screening and without Blocking (AL, KY, LA, MS)			UEPCO	UEPRF	1.23	40.31	19.84	24.90	6.58		15.75						
	2-Wire Coin 2-Way without Operator Screening and without Blocking; with Dialing Parity (Note 3) (MS)			UEPCO	UEPMC	1.23	40.31	19.84	24.90	6.58		15.75						
	2-Wire Coin 2-Way with Operator Screening and Blocking: 011, 900/976, 1+DDD (AL, KY, LA, MS)			UEPCO	UEPRA	1.23	40.31	19.84	24.90	6.58		15.75						
	2-Wire Coin 2-W with Operator Screening and Blocking: 011, 900/976, 1+DDD; with Dialing Parity (MS)			UEPCO	UEPMA	1.23	40.31	19.84	24.90	6.58		15.75						
	2-Wire Coin 2-Way with Operator Screening and 011 Blocking (AL, LA, MS)			UEPCO	UEPRB	1.23	40.31	19.84	24.90	6.58		15.75						
	2-Wire Coin 2-Way with Operator Screening and 011 Blocking; with Dialing Parity (MS)			UEPCO	UEPMB	1.23	40.31	19.84	24.90	6.58		15.75						
	2-Wire Coin 2-Way with Operator Screening & Blocking: 900/976, 1+DDD, 011+, & Local (AL, KY, LA, MS)			UEPCO	UEPCD	1.23	40.31	19.84	24.90	6.58		15.75						

UNBUNDLED NETWORK ELEMENTS - Mississippi											Attachment: 2		Exhibit: B								
CATEGORY	RATE ELEMENTS	Interim	Zone	BCS	USOC	RATES(\$)	Svc Order Submitted Elec per LSR	Svc Order Submitted Manually per LSR	Incremental Charge - Manual Svc Order vs. Electronic-1st	Incremental Charge - Manual Svc Order vs. Electronic-Add'l	Incremental Charge - Manual Svc Order vs. Electronic-Disc 1st	Incremental Charge - Manual Svc Order vs. Electronic-Disc Add'l	OSS Rates(\$)								
													Rec	Nonrecurring		Nonrecurring Disconnect		SOMEc	SOMAN	SOMAN	SOMAN
													First	Add'l	First	Add'l	SOMEc	SOMAN	SOMAN	SOMAN	SOMAN
Telephone Number/Trunk Group Establishment Charges																					
	DID Trunk Termination (One Per Port)			UEPPX	NDT	0.00	0.00	0.00										15.75			1.97
	Additional DID Numbers for each Group of 20 DID Numbers			UEPPX	ND4	0.00	0.00	0.00										15.75			1.97
	DID Numbers, Non- consecutive DID Numbers , Per Number			UEPPX	ND5	0.00	0.00	0.00										15.75			1.97
	Reserve Non-Consecutive DID numbers			UEPPX	ND6	0.00	0.00	0.00										15.75			1.97
	Reserve DID Numbers			UEPPX	NDV	0.00	0.00	0.00										15.75			1.97
LOCAL NUMBER PORTABILITY																					
	Local Number Portability (1 per port)			UEPPX	LNPCP	3.15	0.00	0.00													
2-WIRE ISDN DIGITAL GRADE LOOP WITH 2-WIRE ISDN DIGITAL LINE SIDE PORT																					
UNE Port/Loop Combination Rates																					
	2W ISDN Digital Grade Loop/2W ISDN Digital Line Side Port - UNE Zone 1		1	UEPPB	UEPPR	28.59															
	2W ISDN Digital Grade Loop/2W ISDN Digital Line Side Port - UNE Zone 2		2	UEPPB	UEPPR	35.00															
	2W ISDN Digital Grade Loop/2W ISDN Digital Line Side Port - UNE Zone 3		3	UEPPB	UEPPR	45.18															
	2W ISDN Digital Grade Loop/2W ISDN Digital Line Side Port - UNE Zone 4		4			67.61															
UNE Loop Rates																					
	2-Wire ISDN Digital Grade Loop - UNE Zone 1		1	UEPPB	UEPPR	USL2X	18.26											15.75			1.97
	2-Wire ISDN Digital Grade Loop - UNE Zone 2		2	UEPPB	UEPPR	USL2X	24.67											15.75			1.97
	2-Wire ISDN Digital Grade Loop - UNE Zone 3		3	UEPPB	UEPPR	USL2X	34.85											15.75			1.97
	2-Wire ISDN Digital Grade Loop - UNE Zone 4		4	UEPPB	UEPPR	USL2X	57.28											15.75			1.97
UNE Port Rate																					
	Exchange Port - 2-Wire ISDN Line Side Port			UEPPB	UEPPR	UEPPB	10.33	190.80	133.22	100.72	21.13							15.75			1.97
NONRECURRING CHARGES - CURRENTLY COMBINED																					
	2-Wire ISDN Digital Grade Loop / 2-Wire ISDN Line Side Port Combination - Conversion			UEPPB	UEPPR	USACB	0.00	38.73	27.17									15.75			1.97
ADDITIONAL NRCs																					
LOCAL NUMBER PORTABILITY																					
	Local Number Portability (1 per port)			UEPPB	UEPPR	LNPCX	0.35	0.00	0.00												
B-CHANNEL USER PROFILE ACCESS:																					
	CVS/CSD (DMS/5ESS)			UEPPB	UEPPR	U1UCA	0.00	0.00	0.00												
	CVS (EWSD)			UEPPB	UEPPR	U1UCB	0.00	0.00	0.00												
	CSD			UEPPB	UEPPR	U1UCC	0.00	0.00	0.00												
B-CHANNEL AREA PLUS USER PROFILE ACCESS: (AL,KY,LA,MS SC,MS, & TN)																					
	CVS/CSD (DMS/5ESS)			UEPPB	UEPPR	U1UCD	0.00	0.00	0.00												
	CVS (EWSD)			UEPPB	UEPPR	U1UCE	0.00	0.00	0.00												
	CSD			UEPPB	UEPPR	U1UCF	0.00	0.00	0.00												
USER TERMINAL PROFILE																					
	User Terminal Profile (EWSD only)			UEPPB	UEPPR	U1UMA	0.00	0.00	0.00												
VERTICAL FEATURES																					
	All Vertical Features - One per Channel B User Profile			UEPPB	UEPPR	UEPVF	2.56	0.00	0.00									15.75			1.97
INTEROFFICE CHANNEL MILEAGE																					
	Interoffice Channel mileage each, including first mile and facilities termination			UEPPB	UEPPR	M1GNC	22.5298	40.77	27.57	17.26	7.11							15.75			1.97
	Interoffice Channel mileage each, additional mile			UEPPB	UEPPR	M1GNM	0.0098	0.00	0.00												
4-WIRE DS1 DIGITAL LOOP WITH 4-WIRE ISDN DS1 DIGITAL TRUNK PORT																					
UNE Port/Loop Combination Rates																					
	4W DS1 Digital Loop/4W ISDN DS1 Digital Trunk Port - UNE Zone 1		1	UEPPP		155.43															
	4W DS1 Digital Loop/4W ISDN DS1 Digital Trunk Port - UNE Zone 2		2	UEPPP		205.74															
	4W DS1 Digital Loop/4W ISDN DS1 Digital Trunk Port - UNE Zone 3		3	UEPPP		283.10															
	4W DS1 Digital Loop/4W ISDN DS1 Digital Trunk Port - UNE Zone 4		4	UEPPP		534.81															
UNE Loop Rates																					

UNBUNDLED NETWORK ELEMENTS - Mississippi										Attachment: 2		Exhibit: B			
CATEGORY	RATE ELEMENTS	Interim	Zone	BCS	USOC	RATES(\$)	Svc Order Submitted Elec per LSR	Svc Order Submitted Manually per LSR	Incremental Charge - Manual Svc Order vs. Electronic-1st	Incremental Charge - Manual Svc Order vs. Electronic-Add'l	Incremental Charge - Manual Svc Order vs. Electronic-Disc 1st	Incremental Charge - Manual Svc Order vs. Electronic-Disc Add'l			
													Rec	Nonrecurring	
										SOMEc	SOMAN	SOMAN	SOMAN	SOMAN	SOMAN
	4-Wire DS1 Loop / 4-Wire DDITS Trunk Port - Subsqt Channel Activation/Chan Inward Trunk w/out DID			UEPDC	UDTTC	14.56	14.56				15.75				1.97
	4-Wire DS1 Loop / 4-Wire DDITS Trunk Port - Subsqt Chan Activation Per Chan - Inward Trunk with DID			UEPDC	UDTTD	14.56	14.56				15.75				1.97
	4-Wire DS1 Loop / 4-Wire DDITS Trunk Port - Subsqt Chan Activation / Chan - 2-Way DID w User Trans			UEPDC	UDTTE	14.56	14.56				15.75				1.97
BIPOLAR & ZERO SUBSTITUTION															
	B8ZS -Superframe Format			UEPDC	CCOSF	0.00	600.00				15.75				1.97
	B8ZS - Extended Superframe Format			UEPDC	CCOEF	0.00	600.00				15.75				1.97
Alternate Mark Inversion															
	AMI -Superframe Format			UEPDC	MCOSF	0.00	0.00								
	AMI - Extended SuperFrame Format			UEPDC	MCOPO	0.00	0.00								
Telephone Number/Trunk Group Establishment Charges															
	Telephone Number for 2-Way Trunk Group			UEPDC	UDTGX	0.00					15.75				1.97
	Telephone Number for 1-Way Outward Trunk Group			UEPDC	UDTGY	0.00					15.75				1.97
	Telephone Number for 1-Way Inward Trunk Group Without DID			UEPDC	UDTGZ	0.00					15.75				1.97
	DID Numbers for each Group of 20 DID Numbers			UEPDC	ND4	0.00					15.75				1.97
	DID Numbers, Non- consecutive DID Numbers , Per Number			UEPDC	ND5	0.00					15.75				1.97
	Reserve Non-Consecutive DID Nos.			UEPDC	ND6	0.00	0.00	0.00			15.75				1.97
	Reserve DID Numbers			UEPDC	NDV	0.00	0.00	0.00			15.75				1.97
Dedicated DS1 (Interoffice Channel Mileage) - FX/FCO for 4-Wire DS1 Digital Loop with 4-Wire DDITS Trunk Port															
	Interoffice Channel Mileage - Fixed rate 0-8 miles (Facilities Termination)			UEPDC	1LNO1	57.33	89.79	82.28	16.86	14.90		15.75			1.97
	Interoffice Channel Mileage - Additional rate per mile - 0-8 miles			UEPDC	1LNOA	0.20	0.00	0.00							
	Interoffice Channel Mileage - Fixed rate 9-25 miles (Facilities Termination)			UEPDC	1LNO2	0.00	0.00	0.00							
	Interoffice Channel Mileage - Additional rate per mile - 9-25 miles			UEPDC	1LNOB	0.20	0.00	0.00							
	Interoffice Channel Mileage - Fixed rate 25+ miles (Facilities Termination)			UEPDC	1LNO3	0.00	0.00	0.00	0.00						
	Interoffice Channel Mileage - Additional rate per mile - 25+ miles			UEPDC	1LNOC	0.20	0.00	0.00							
	Local Number Portability, per DS0 Activated			UEPDC	LNPCP	3.15	0.00	0.00	0.00						
	Central Office Terminating Point			UEPDC	CTG	0.00									
4-WIRE DS1 LOOP WITH CHANNELIZATION WITH PORT															
System is 1 DS1 Loop, 1 D4 Channel Bank, and up to 24 Feature Activations															
Each System can have up to 24 combinations of rates depending on type and number of ports used															
UNE DS1 Loop															
	4-Wire DS1 Loop - UNE Zone 1		1	UEPMG	USLDC	79.08	0.00	0.00							
	4-Wire DS1 Loop - UNE Zone 2		2	UEPMG	USLDC	129.38	0.00	0.00							
	4-Wire DS1 Loop - UNE Zone 3		3	UEPMG	USLDC	206.74	0.00	0.00							
	4-Wire DS1 Loop - UNE Zone 4		4	UEPMG	USLDC	458.46	0.00	0.00			15.75				1.97
UNE DSO Channelization Capacities (D4 Channel Bank Configurations)															
	24 DSO Channel Capacity - 1 per DS1			UEPMG	VUM24	95.06	0.00	0.00			15.75				1.97
	48 DSO Channel Capacity - 1 per 2 DS1s			UEPMG	VUM48	190.12	0.00	0.00			15.75				1.97
	96 DSO Channel Capacity -1per 4 DS1s			UEPMG	VUM96	380.24	0.00	0.00			15.75				1.97
	144 DSO Channel Capacity - 1 per 6 DS1s			UEPMG	VUM14	570.36	0.00	0.00			15.75				1.97
	192 DSO Channel Capacity -1 per 8 DS1s			UEPMG	VUM19	760.48	0.00	0.00			15.75				1.97
	240 DSO Channel Capacity - 1 per 10 DS1s			UEPMG	VUM20	950.60	0.00	0.00			15.75				1.97
	288 DSO Channel Capacity - 1 per 12 DS1s			UEPMG	VUM28	1,140.72	0.00	0.00			15.75				1.97
	384 DSO Channel Capacity - 1 per 16 DS1s			UEPMG	VUM38	1,520.96	0.00	0.00			15.75				1.97
	480 DSO Channel Capacity - 1 per 20 DS1s			UEPMG	VUM40	1,901.20	0.00	0.00			15.75				1.97
	576 DSO Channel Capacity -1 per 24 DS1s			UEPMG	VUM57	2,281.44	0.00	0.00			15.75				1.97
	672 DSO Channel Capacity - 1 per 28 DS1s			UEPMG	VUM67	2,661.68	0.00	0.00			15.75				1.97
Non-Recurring Charges (NRC) Associated with 4-Wire DS1 Loop with Channelization with Port - Conversion Charge Based on a System															
A Minimum System configuration is One (1) DS1, One (1) D4 Channel Bank, and Up To 24 DSO Ports with Feature Activations.															
Multiples of this configuration functioning as one are considered Add'l after the minimum system configuration is counted.															

UNBUNDLED NETWORK ELEMENTS - Mississippi										Attachment: 2		Exhibit: B	
CATEGORY	RATE ELEMENTS	Interim	Zone	BCS	USOC	RATES(\$)	Svc Order Submitted Elec per LSR	Svc Order Submitted Manually per LSR	Incremental Charge - Manual Svc Order vs. Electronic-1st	Incremental Charge - Manual Svc Order vs. Electronic-Add'l	Incremental Charge - Manual Svc Order vs. Electronic-Disc 1st	Incremental Charge - Manual Svc Order vs. Electronic-Disc Add'l	
													Rec
	NRC - Conversion (Currently Combined) with or without BellSouth Allowed Changes			UEPMG	USAC4	0.00	151.35	8.41				1.97	
	System Additions at End User Locations Where 4-Wire DS1 Loop with Channelization with Port Combination Currently Exists and New (Not Currently Combined) in GA, KY, LA, MS & TN Only												
	1 DS1/D4 Channel Bank - Add NRC for each Port and Assoc Fea Activation - New GA, LA, KY, MS, & TN Only			UEPMG	VUMD4	0.00	715.15	327.39	148.05	17.56		1.97	
	Bipolar 8 Zero Substitution												
	Clear Channel Capability Format, superframe - Subsequent Activity Only			UEPMG	CCOSF	0.00	0.00	600.00				1.97	
	Clear Channel Capability Format - Extended Superframe - Subsequent Activity Only			UEPMG	CCOEF	0.00	0.00	600.00				1.97	
	Alternate Mark Inversion (AMI)												
	Superframe Format			UEPMG	MCOSF	0.00	0.00	0.00					
	Extended Superframe Format			UEPMG	MCOPO	0.00	0.00	0.00					
	Exchange Ports Associated with 4-Wire DS1 Loop with Channelization with Port Exchange Ports												
	Line Side Combination Channelized PBX Trunk Port - Business			UEPPX	UEPCX	1.23	0.00	0.00	0.00	0.00		1.97	
	Line Side Outward Channelized PBX Trunk Port - Business			UEPPX	UEPOX	1.23	0.00	0.00	0.00	0.00		1.97	
	Line Side Inward Only Channelized PBX Trunk Port without DID			UEPPX	UEP1X	1.23	0.00	0.00	0.00	0.00		1.97	
	2-Wire Trunk Side Unbundled Channelized DID Trunk Port			UEPPX	UEPDM	7.40	0.00	0.00	0.00	0.00		1.97	
	Feature Activations - Unbundled Loop Concentration												
	Feature (Service) Activation for each Line Side Port Terminated in D4 Bank			UEPPX	1PQWM	0.61	25.36	13.39	4.29	4.26		1.97	
	Feature (Service) Activation for each Trunk Side Port Terminated in D4 Bank			UEPPX	1PQUW	0.61	78.03	18.39	60.66	11.85		1.97	
	Telephone Number/ Group Establishment Charges for DID Service												
	DID Trunk Termination (1 per Port)			UEPPX	NDT	0.00	0.00	0.00				1.97	
	DID Numbers - groups of 20 - Valid all States			UEPPX	ND4	0.00	0.00	0.00				1.97	
	Non-Consecutive DID Numbers - per number			UEPPX	ND5	0.00	0.00	0.00				1.97	
	Reserve Non-Consecutive DID Numbers			UEPPX	ND6	0.00	0.00	0.00				1.97	
	Reserve DID Numbers			UEPPX	NDV	0.00	0.00	0.00				1.97	
	Local Number Portability												
	Local Number Portability - 1 per port			UEPPX	LNPCP	3.15	0.00	0.00					
	FEATURES - Vertical and Optional												
	Local Switching Features Offered with Line Side Ports Only												
	All Features Available			UEPPX	UEPVF	2.56	0.00	0.00				1.97	
	Market Rates shall apply where BellSouth is not required to provide unbundled local switching or switch ports per FCC and/or State Commission rules.												
	These scenarios include:												
	1. Unbundled port/loop combinations that are Not Currently Combined in Alabama, Florida and North Carolina.												
	2. Unbundled port/loop combinations that are Currently Combined or Not Currently Combined in Zone 1 of the Top 8 MSAs in BellSouth's region for end users with 4 or more DS0 equivalent lines.												
	The Top 8 MSAs in BellSouth's region are: FL (Orlando, Ft. Lauderdale, Miami); GA (Atlanta); LA (New Orleans); NC (Greensboro-Winston Salem-Highpoint/Charlotte-Gastonia-Rock Hill); TN (Nashville).												
	BellSouth currently is developing the billing capability to mechanically bill the recurring and non-recurring Market Rates in this section except for nonrecurring charges for not currently combined in AL, FL and NC. In the interim where BellSouth cannot bill Market Rates, BellSouth shall bill the rates in the Cost-Based section preceding in lieu of the Market Rates and reserves the right to true-up the billing difference.												
	The Market Rate for unbundled ports includes all available features in all states.												
	End Office and Tandem Switching Usage and Common Transport Usage rates in the Port section of this rate exhibit shall apply to all combinations of loop/port network elements except for UNE Coin Port/Loop Combinations which have a flat rate usage charge (USOC: URECU).												
	For Not Currently Combined scenarios where Market Rates apply, the Nonrecurring charges are listed in the First and Additional NRC columns for each Port USOC. For Currently Combined scenarios, the Nonrecurring charges are listed in the NRC - Currently Combined section. Additional NRCs may apply also and are categorized accordingly.												
	ADDITIONAL NRCs												
	UNBUNDLED PORT/LOOP COMBINATIONS - MARKET BASED RATES												
	UNE DS1 Loop												
	Non-Recurring Charges (NRC) Associated with 4-Wire DS1 Loop with Channelization with Port - Conversion Charge Based on a System												
	A Minimum System configuration is One (1) DS1, One (1) D4 Channel Bank, and Up To 24 DSO Ports with Feature Activations.												
	Multiples of this configuration functioning as one are considered Add'l after the minimum system configuration is counted.												
	UNBUNDLED CENTREX PORT/LOOP COMBINATIONS - COST BASED RATES												
	1. Cost Based Rates are applied where BellSouth is required by FCC and/or State Commission rule to provide Unbundled Local Switching or Switch Ports.												
	2. Features shall apply to the Unbundled Port/Loop Combination - Cost Based Rate section in the same manner as they are applied to the Stand-Alone Unbundled Port section of this Rate Exhibit.												

UNBUNDLED NETWORK ELEMENTS - Mississippi											Attachment: 2		Exhibit: B					
CATEGORY	RATE ELEMENTS	Interim	Zone	BCS	USOC	RATES(\$)	Svc Order Submitted Elec per LSR	Svc Order Submitted Manually per LSR	Incremental Charge - Manual Svc Order vs. Electronic-1st	Incremental Charge - Manual Svc Order vs. Electronic-Add'l	Incremental Charge - Manual Svc Order vs. Electronic-Disc 1st	Incremental Charge - Manual Svc Order vs. Electronic-Disc Add'l	OSS Rates(\$)					
													Rec	Nonrecurring First	Nonrecurring Add'l	Nonrecurring Disconnect First	Nonrecurring Disconnect Add'l	SOMEC
3. End Office and Tandem Switching Usage and Common Transport Usage rates in the Port section of this rate exhibit shall apply to all combinations of loop/port network elements except for UNE Coin Port/Loop Combinations. For Georgia, Kentucky, Louisiana, Mississippi and Tennessee, the recurring UNE Port and Loop charges listed apply to Currently Combined and Not Currently Combined Combos. The the first and additional Port nonrecurring charges apply to Not Currently Combined Combos for all states. In GA, KY, LA, MS and TN these nonrecurring charges are commission ordered cost based rates and in AL, FL, NC and SC these nonrecurring charges are Market Rates and are listed in the Market Rate section. For Currently Combined Combos in all other states, the nonrecurring charges shall be those identified in the Nonrecurring - Currently Combined sections.																		
5. Market Rates for Unbundled Centrex Port/Loop Combination will be negotiated on an Individual Case Basis, until further notice.																		
UNE-P CENTREX - 1AESS - (Valid in AL,FL,GA,KY,LA,MS,&TN only)																		
2-Wire VG Loop/2-Wire Voice Grade Port (Centrex) Combo																		
UNE Port/Loop Combination Rates (Non-Design)																		
	2-Wire VG Loop/2-Wire Voice Grade Port (Centrex) Port Combo - Non-Design		1	UEP91		12.22												
	2-Wire VG Loop/2-Wire Voice Grade Port (Centrex)Port Combo - Non-Design		2	UEP91		17.13												
	2-Wire VG Loop/2-Wire Voice Grade Port (Centrex)Port Combo - Non-Design		3	UEP91		26.26												
	2-Wire VG Loop/2-Wire Voice Grade Port (Centrex) Port Combo - Non-Design		4	UEP91		44.91												
UNE Port/Loop Combination Rates (Design)																		
	2-Wire VG Loop/2-Wire Voice Grade Port (Centrex) Port Combo - Design		1	UEP91		15.12												
	2-Wire VG Loop/2-Wire Voice Grade Port (Centrex)Port Combo - Design		2	UEP91		19.98												
	2-Wire VG Loop/2-Wire Voice Grade Port (Centrex)Port Combo - Design		3	UEP91		28.78												
	2-Wire VG Loop/2-Wire Voice Grade Port (Centrex) Port Combo - Design		4	UEP91		46.95												
UNE Loop Rate																		
	2-Wire Voice Grade Loop (SL 1) - Zone 1		1	UEP91	UECS1	10.98												
	2-Wire Voice Grade Loop (SL 1) - Zone 2		2	UEP91	UECS1	15.91												
	2-Wire Voice Grade Loop (SL 1) - Zone 3		3	UEP91	UECS1	25.04												
	2-Wire Voice Grade Loop (SL 1) - Zone 4		4	UEP91	UECS1	43.68												
	2-Wire Voice Grade Loop (SL 2) - Zone 1		1	UEP91	UECS2	13.89												
	2-Wire Voice Grade Loop (SL 2) - Zone 2		2	UEP91	UECS2	18.75												
	2-Wire Voice Grade Loop (SL 2) - Zone 3		3	UEP91	UECS2	27.55												
	2-Wire Voice Grade Loop (SL 2) - Zone 4		4	UEP91	UECS2	45.72												
UNE Ports																		
All States (Except North Carolina and Sout Carolina)																		
	2-Wire Voice Grade Port (Centrex) Basic Local Area			UEP91	UEPYA	1.23	40.31	19.84	24.90	6.58		15.75						
	2-Wire Voice Grade Port (Centrex 800 termination)Basic Local Area			UEP91	UEPYB	1.23	40.31	19.84	24.90	6.58		15.75						
	2-Wire Voice Grade Port (Centrex with Caller ID)1Basic Local Area			UEP91	UEPYH	1.23	40.31	19.84	24.90	6.58		15.75						
	2-Wire Voice Grade Port (Centrex from diff Serving Wire Center)2 Basic Local Area			UEP91	UEPYM	1.23	108.35	70.57	54.24	11.70		15.75						
	2-Wire Voice Grade Port, Diff Serving Wire Center - 800 Service Term - Basic Local Area			UEP91	UEPYZ	1.23	108.35	70.57	54.24	11.70		15.75						
	2-Wire Voice Grade Port terminated in on Megalink or equivalent - Basic Local Area			UEP91	UEPY9	1.23	40.31	19.84	24.90	6.58		15.75						
	2-Wire Voice Grade Port Terminated on 800 Service Term - Basic Local Area			UEP91	UEPY2	1.23	40.31	19.84	24.90	6.58		15.75						
AL, KY, LA, MS, & TN Only																		
	2-Wire Voice Grade Port (Centrex)			UEP91	UEPQA	1.23	40.31	19.84	24.90	6.58		15.75						
	2-Wire Voice Grade Port (Centrex 800 termination)			UEP91	UEPQB	1.23	40.31	19.84	24.90	6.58		15.75						
	2-Wire Voice Grade Port (Centrex with Caller ID)1			UEP91	UEPQH	1.23	40.31	19.84	24.90	6.58		15.75						
	2-Wire Voice Grade Port (Centrex from diff Serving Wire Center)2			UEP91	UEPQM	1.23	108.35	70.57	54.24	11.70		15.75						
	2-Wire Voice Grade Port, Diff Serving Wire Center - 800 Service Term			UEP91	UEPQZ	1.23	108.35	70.57	54.24	11.70		15.75						
	2-Wire Voice Grade Port terminated in on Megalink or equivalent			UEP91	UEPQ9	1.23	40.31	19.84	24.90	6.58		15.75						

UNBUNDLED NETWORK ELEMENTS - Mississippi											Attachment: 2		Exhibit: B							
CATEGORY	RATE ELEMENTS	Interim	Zone	BCS	USOC	RATES(\$)	Svc Order Submitted Elec per LSR	Svc Order Submitted Manually per LSR	Incremental Charge - Manual Svc Order vs. Electronic-1st	Incremental Charge - Manual Svc Order vs. Electronic-Add'l	Incremental Charge - Manual Svc Order vs. Electronic-Disc 1st	Incremental Charge - Manual Svc Order vs. Electronic-Disc Add'l	OSS Rates(\$)							
													Rec	Nonrecurring First	Nonrecurring Add'l	Nonrecurring Disconnect First	Nonrecurring Disconnect Add'l	SOMEc	SOMAN	SOMAN
	2-Wire Voice Grade Port Terminated on 800 Service Term			UEP91	UEPQ2	1.23														
	Local Switching																			
	Centrex Intercom Functionality, per port			UEP91	URECS	0.7947														
	Local Number Portability																			
	Local Number Portability (1 per port)			UEP91	LNPC	0.35														
	Features																			
	All Standard Features Offered, per port			UEP91	UEPVF	2.56														
	All Select Features Offered, per port			UEP91	UEPVS	0.00	404.98													
	All Centrex Control Features Offered, per port			UEP91	UEPVC	2.56														
	NARS																			
	Unbundled Network Access Register - Combination			UEP91	UARCX	0.00	0.00	0.00												
	Unbundled Network Access Register - Indial			UEP91	UARIX	0.00	0.00	0.00												
	Unbundled Network Access Register - Outdial			UEP91	UAROx	0.00	0.00	0.00												
	Miscellaneous Terminations																			
	2-Wire Trunk Side																			
	Trunk Side Terminations, each			UEP91	CENA6	8.25	120.00	18.85	61.77	3.88										
	Interoffice Channel Mileage - 2-Wire																			
	Interoffice Channel Facilities Termination - Voice Grade			UEP91	MIGBC	22.52	40.77	27.57	17.26	7.11										
	Interoffice Channel mileage, per mile or fraction of mile			UEP91	MIGBM	0.0098														
	Feature Activations (DS0) Centrex Loops on Channelized DS1 Service																			
	D4 Channel Bank Feature Activations																			
	Feature Activation on D-4 Channel Bank Centrex Loop Slot			UEP91	1PQWS	0.57														
	Feature Activation on D-4 Channel Bank FX line Side Loop Slot			UEP91	1PQW6	0.57														
	Feature Activation on D-4 Channel Bank FX Trunk Side Loop Slot			UEP91	1PQW7	0.57														
	Feature Activation on D-4 Channel Bank Centrex Loop Slot - Different Wire Center			UEP91	1PQWP	0.57														
	Feature Activation on D-4 Channel Bank Private Line Loop Slot			UEP91	1PQWV	0.57														
	Feature Activation on D-4 Channel Bank Tjie Line/Trunk Loop Slot			UEP91	1PQWQ	0.57														
	Feature Activation on D-4 Channel Bank WATS Loop Slot			UEP91	1PQWA	0.57														
	Non-Recurring Charges (NRC) Associated with UNE-P Centrex																			
	Conversion - Currently Combined Switch-As-Is with allowed changes, per port			UEP91	USAC2		0.10	0.10												
	Conversion of Existing Centrex Common Block			UEP91	USACN		37.97	16.68												
	New Centrex Standard Common Block			UEP91	M1ACS	0.00	666.32													
	New Centrex Customized Common Block			UEP91	M1ACC	0.00	666.32													
	Secondary Block, per Block			UEP91	M2CC1	0.00	77.91													
	NAR Establishment Charge, Per Occasion			UEP91	URECA	0.00	72.63													
	UNE-P CENTREX - 5ESS (Valid in All States)																			
	2-Wire VG Loop/2-Wire Voice Grade Port (Centrex) Combo																			
	UNE Port/Loop Combination Rates (Non-Design)																			
	2-Wire VG Loop/2-Wire Voice Grade Port (Centrex) Port Combo - Non-Design		1	UEP95		12.22														
	2-Wire VG Loop/2-Wire Voice Grade Port (Centrex)Port Combo - Non-Design		2	UEP95		17.13														
	2-Wire VG Loop/2-Wire Voice Grade Port (Centrex)Port Combo - Non-Design		3	UEP95		26.26														
	2-Wire VG Loop/2-Wire Voice Grade Port (Centrex) Port Combo - Non-Design		4	UEP95		44.91														
	UNE Port/Loop Combination Rates (Design)																			
	2-Wire VG Loop/2-Wire Voice Grade Port (Centrex) Port Combo - Design		1	UEP95		15.12														
	2-Wire VG Loop/2-Wire Voice Grade Port (Centrex)Port Combo - Design		2	UEP95		19.98														
	2-Wire VG Loop/2-Wire Voice Grade Port (Centrex)Port Combo - Design		3	UEP95		28.78														

UNBUNDLED NETWORK ELEMENTS - Mississippi											Attachment: 2		Exhibit: B		
CATEGORY	RATE ELEMENTS	Interim	Zone	BCS	USOC	RATES(\$)				Svc Order Submitted Elec per LSR	Svc Order Submitted Manually per LSR	Incremental Charge - Manual Svc Order vs. Electronic-1st	Incremental Charge - Manual Svc Order vs. Electronic-Add'l	Incremental Charge - Manual Svc Order vs. Electronic-Disc 1st	Incremental Charge - Manual Svc Order vs. Electronic-Disc Add'l
						Rec	Nonrecurring		Nonrecurring Disconnect						
							First	Add'l	First	Add'l	SOMEc	SOMAN	SOMAN	SOMAN	SOMAN
4-Wire Digital (1.544 Megabits)															
	DS1 Circuit Terminations, each			UEP93	M1HD1	58.41	203.19	96.25	74.86	2.54		15.75			
	DS0 Channels Activated, Per Channel			UEP93	M1HDO	0.00	14.56					15.75			
Interoffice Channel Mileage - 2-Wire															
	Interoffice Channel Facilities Termination			UEP93	MIGBC	22.52	40.77	27.57	17.26	7.11		15.75			
	Interoffice Channel mileage, per mile or fraction of mile			UEP93	MIGBM	0.0098									
Feature Activations (DS0) Centrex Loops on Channelized DS1 Service															
D4 Channel Bank Feature Activations															
	Feature Activation on D-4 Channel Bank Centrex Loop Slot			UEP93	1PQWS	0.57									
	Feature Activation on D-4 Channel Bank FX Line Side Loop Slot			UEP93	1PQW6	0.57									
	Feature Activation on D-4 Channel Bank FX Trunk Side Loop Slot			UEP93	1PQW7	0.57									
	Feature Activation on D-4 Channel Bank Centrex Loop Slot - Different Wire Center			UEP93	1PQWP	0.57									
	Feature Activation on D-4 Channel Bank Private Line Loop Slot			UEP93	1PQWV	0.57									
	Feature Activation on D-4 Channel Bank Tie Line/Trunk Loop Slot			UEP93	1PQWQ	0.57									
	Feature Activation on D-4 Channel Bank WATS Loop Slot			UEP93	1PQWA	0.57									
Non-Recurring Charges (NRC) Associated with UNE-P Centrex															
	NRC Conversion Currently Combined Switch-As-Is with allowed changes, per port			UEP93	USAC2		0.10	0.10				15.75			
	Conversion of Existing Centrex Common Block, each			UEP93	USACN		37.97	16.68							
	New Centrex Standard Common Block			UEP93	M1ACS	0.00	666.32					15.75			
	New Centrex Customized Common Block			UEP93	M1ACC	0.00	666.32					15.75			
	NAR Establishment Charge, Per Occasion			UEP93	URECA	0.00	72.63					15.75			
Note 1 - Required Port for Centrex Control in 1AESS, 5ESS & EWSD															
Note 2 - Requires Interoffice Channel Mileage															
Note 3 - Requires Specific Customer Premises Equipment															
NOTE: Rates displaying an "R" in Interim column are interim and subject to rate true-up as set forth in General Terms and Conditions.															

LOCAL INTERCONNECTION - Louisiana										Attachment: 3		Exhibit: A										
CATEGORY	RATE ELEMENTS	Interim	Zone	BCS	USOC	RATES(\$)				Svc Order Submitted Elec per LSR	Svc Order Submitted Manually per LSR	Incremental Charge - Manual Svc Order vs. Electronic-1st	Incremental Charge - Manual Svc Order vs. Electronic-Add'l	Incremental Charge - Manual Svc Order vs. Electronic-Disc 1st	Incremental Charge - Manual Svc Order vs. Electronic-Disc Add'l							
						Rec	Nonrecurring		Nonrecurring Disconnect							OSS RATES (\$)						
							First	Add'l	First							Add'l	SOME C	SOMAN	SOMAN	SOMAN	SOMAN	SOMAN
LOCAL INTERCONNECTION (CALL TRANSPORT AND TERMINATION)																						
NOTE: "bk" beside a rate indicates that the Parties have agreed to bill and keep for that element pursuant to the terms and conditions in Attachment 3.																						
TANDEM SWITCHING																						
	Tandem Switching Function Per MOU			OHD		0.0005507bk																
	Multiple Tandem Switching, per MOU (applies to intial tandem only)			OHD		0.0005507bk																
	Tandem Intermediary Charge, per MOU*			OHD		0.0015																
* This charge is applicable only to transit traffic and is applied in addition to applicable switching and/or interconnection charges.																						
TRUNK CHARGE																						
	Installation Trunk Side Service - per DS0			OHD	TPP++		334.94	56.98														
	Dedicated End Office Trunk Port Service-per DS0**			OHD	TDE0P	0.00																
	Dedicated End Office Trunk Port Service-per DS1**			OH1 OH1MS	TDE1P	0.00																
	Dedicated Tandem Trunk Port Service-per DS0**			OHD	TDW0P	0.00																
	Dedicated Tandem Trunk Port Service-per DS1**			OH1 OH1MS	TDW1P	0.00																
** This rate element is recovered on a per MOU basis and is included in the End Office Switching and Tandem Switching, per MOU rate elements																						
COMMON TRANSPORT (Shared)																						
	Common Transport - Per Mile, Per MOU			OHD		0.0000032bk																
	Common Transport - Facilities Termination Per MOU			OHD		0.0003748bk																
LOCAL INTERCONNECTION (TRANSPORT)																						
INTEROFFICE CHANNEL - DEDICATED TRANSPORT - VOICE GRADE																						
	Interoffice Channel - Dedicated Transport - 2-Wire Voice Grade - Per Mile per month			OHL, OHM	1L5NF	0.013																
	Interoffice Channel - Dedicated Transport- 2- Wire Voice Grade - Facility Termination per month			OHL, OHM	1L5NF	22.60	26.62															
INTEROFFICE CHANNEL - DEDICATED TRANSPORT - 56/64 KBPS																						
	Interoffice Channel - Dedicated Transport - 56 kbps - per mile per month			OHL, OHM	1L5NK	0.013																
	Interoffice Channel - Dedicated Transport - 56 kbps - Facility Termination per month			OHL, OHM	1L5NK	15.61	26.62															
	Interoffice Channel - Dedicated Transport - 64 kbps - per mile per month			OHL, OHM	1L5NK	0.013																
	Interoffice Channel - Dedicated Transport - 64 kbps - Facility Termination per month			OHL, OHM	1L5NK	15.61	26.62															
INTEROFFICE CHANNEL - DEDICATED TRANSPORT - DS1																						
	Interoffice Channel - Dedicated Channel - DS1 - Per Mile per month			OH1, OH1MS	1L5NL	0.2652																
	Interoffice Channel - Dedicated Transport - DS1 - Facility Termination per month			OH1, OH1MS	1L5NL	70.47	79.44															
INTEROFFICE CHANNEL - DEDICATED TRANSPORT- DS3																						
	Interoffice Channel - Dedicated Transport - DS3 - Per Mile per month			OH3, OH3MS	1L5NM	6.04																
	Interoffice Channel - Dedicated Transport - DS3 - Facility Termination per month			OH3, OH3MS	1L5NM	850.45	158.05															
LOCAL CHANNEL - DEDICATED TRANSPORT																						
	Local Channel - Dedicated - 2-Wire Voice Grade per month			OHL, OHM	TEFV2	18.32	187.51	32.21														
	Local Channel - Dedicated - 4-Wire Voice Grade per month			OHL, OHM	TEFV4	19.41	187.94	32.63														
	Local Channel - Dedicated - DS1 per month			OH1	TEFHG	39.18	172.34	149.27														
	Local Channel - Dedicated - DS3 Facility Termination per month			OH3	TEFHJ	469.44	438.46	256.30														
LOCAL INTERCONNECTION MID-SPAN MEET																						
NOTE: If Access service ride Mid-Span Meet, one-half the tariffed service Local Channel rate is applicable.																						
	Local Channel - Dedicated - DS1 per month			OH1MS	TEFHG	0.00	0.00															
	Local Channel - Dedicated - DS3 per month			OH3MS	TEFHJ	0.00	0.00															
MULTIPLEXERS																						
	Channelization - DS1 to DS0 Channel System			OH1, OH1MS	SATN1	105.09	88.41	60.76														
	DS3 to DS1 Channel System per month			OH3, OH3MS	SATNS	201.48	172.99	91.25														
	DS3 Interface Unit (DS1 COC) per month			OH1, OH1MS	SATCO	11.78	6.39	4.58														

LOCAL INTERCONNECTION - Louisiana											Attachment: 3				Exhibit: A							
CATEGORY	RATE ELEMENTS	Interim	Zone	BCS	USOC	RATES(\$)				Svc Order Submitted Elec per LSR	Svc Order Submitted Manually per LSR	Incremental Charge - Manual Svc Order vs. Electronic-1st	Incremental Charge - Manual Svc Order vs. Electronic-Add'l	Incremental Charge - Manual Svc Order vs. Electronic-Disc 1st	Incremental Charge - Manual Svc Order vs. Electronic-Disc Add'l							
						Rec	Nonrecurring		Nonrecurring Disconnect							OSS RATES (\$)						
							First	Add'l	First							Add'l	SOME C	SOMAN	SOMAN	SOMAN	SOMAN	SOMAN
Notes: If no rate is identified in the contract, the rates, terms, and conditions for the specific service or function will be as set forth in applicable BellSouth tariff.																						

LOCAL INTERCONNECTION - Mississippi										Attachment: 3		Exhibit: A										
CATEGORY	RATE ELEMENTS	Interim	Zone	BCS	USOC	RATES(\$)				Svc Order Submitted Elec per LSR	Svc Order Submitted Manually per LSR	Incremental Charge - Manual Svc Order vs. Electronic-1st	Incremental Charge - Manual Svc Order vs. Electronic-Add'l	Incremental Charge - Manual Svc Order vs. Electronic-Disc 1st	Incremental Charge - Manual Svc Order vs. Electronic-Disc Add'l							
						Rec	Nonrecurring		Nonrecurring Disconnect							OSS RATES (\$)						
							First	Add'l	First							Add'l	SOME C	SOMAN	SOMAN	SOMAN	SOMAN	SOMAN
LOCAL INTERCONNECTION (CALL TRANSPORT AND TERMINATION)																						
NOTE: "bk" beside a rate indicates that the Parties have agreed to bill and keep for that element pursuant to the terms and conditions in Attachment 3.																						
TANDEM SWITCHING																						
	Tandem Switching Function Per MOU			OHD		0.0005379bk																
	Multiple Tandem Switching, per MOU (applies to intial tandem only)			OHD		0.0005379bk																
	Tandem Intermediary Charge, per MOU*			OHD		0.0015																
* This charge is applicable only to transit traffic and is applied in addition to applicable switching and/or interconnection charges.																						
TRUNK CHARGE																						
	Installation Trunk Side Service - per DS0			OHD	TPP++		334.11	56.98														
	Dedicated End Office Trunk Port Service-per DS0**			OHD	TDE0P	0.00																
	Dedicated End Office Trunk Port Service-per DS1**			OH1 OH1MS	TDE1P	0.00																
	Dedicated Tandem Trunk Port Service-per DS0**			OHD	TDW0P	0.00																
	Dedicated Tandem Trunk Port Service-per DS1**			OH1 OH1MS	TDW1P	0.00																
** This rate element is recovered on a per MOU basis and is included in the End Office Switching and Tandem Switching, per MOU rate elements																						
COMMON TRANSPORT (Shared)																						
	Common Transport - Per Mile, Per MOU			OHD		0.0000026bk																
	Common Transport - Facilities Termination Per MOU			OHD		0.0004541bk																
LOCAL INTERCONNECTION (TRANSPORT)																						
INTEROFFICE CHANNEL - DEDICATED TRANSPORT - VOICE GRADE																						
	Interoffice Channel - Dedicated Transport - 2-Wire Voice Grade - Per Mile per month			OHL, OHM	1L5NF	0.0098																
	Interoffice Channel - Dedicated Transport- 2- Wire Voice Grade - Facility Termination per month			OHL, OHM	1L5NF	22.52	27.57		7.11													
INTEROFFICE CHANNEL - DEDICATED TRANSPORT - 56/64 KBPS																						
	Interoffice Channel - Dedicated Transport - 56 kbps - per mile per month			OHL, OHM	1L5NK	0.0098																
	Interoffice Channel - Dedicated Transport - 56 kbps - Facility Termination per month			OHL, OHM	1L5NK	15.68	27.57		7.11													
	Interoffice Channel - Dedicated Transport - 64 kbps - per mile per month			OHL, OHM	1L5NK	0.0098																
	Interoffice Channel - Dedicated Transport - 64 kbps - Facility Termination per month			OHL, OHM	1L5NK	15.68	27.57		7.11													
INTEROFFICE CHANNEL - DEDICATED TRANSPORT - DS1																						
	Interoffice Channel - Dedicated Channel - DS1 - Per Mile per month			OH1, OH1MS	1L5NL	0.201																
	Interoffice Channel - Dedicated Tranport - DS1 - Facility Termination per month			OH1, OH1MS	1L5NL	57.33	82.28		14.90													
INTEROFFICE CHANNEL - DEDICATED TRANSPORT- DS3																						
	Interoffice Channel - Dedicated Transport - DS3 - Per Mile per month			OH3, OH3MS	1L5NM	4.76																
	Interoffice Channel - Dedicated Transport - DS3 - Facility Termination per month			OH3, OH3MS	1L5NM	641.90	163.70		60.29													
LOCAL CHANNEL - DEDICATED TRANSPORT																						
	Local Channel - Dedicated - 2-Wire Voice Grade per month			OHL, OHM	TEFV2	14.91	194.22	33.36	37.79	3.30												
	Local Channel - Dedicated - 4-Wire Voice Grade per month			OHL, OHM	TEFV4	15.99	194.66	33.80	38.27	3.78												
	Local Channel - Dedicated - DS1 per month			OH1	TEFHG	36.83	178.50	154.61	22.89	15.74												
	Local Channel - Dedicated - DS3 Facility Termination per month			OH3	TEFHJ	413.87	454.13	264.47	123.23	86.19												
LOCAL INTERCONNECTION MID-SPAN MEET																						
NOTE: If Access service ride Mid-Span Meet, one-half the tariffed service Local Channel rate is applicable.																						
	Local Channel - Dedicated - DS1 per month			OH1MS	TEFHG	0.00	0.00															
	Local Channel - Dedicated - DS3 per month			OH3MS	TEFHJ	0.00	0.00															
MULTIPLEXERS																						
	Channelization - DS1 to DS0 Channel System			OH1, OH1MS	SATN1	102.85	91.57	62.94	10.87	10.10												
	DS3 to DS1 Channel System per month			OH3, OH3MS	SATNS	170.63	179.17	94.52	34.30	32.82												
	DS3 Interface Unit (DS1 COC) per month			OH1, OH1MS	SATCO	12.96	6.62	4.74														

LOCAL INTERCONNECTION - Mississippi											Attachment: 3		Exhibit: A									
CATEGORY	RATE ELEMENTS	Interim	Zone	BCS	USOC	RATES(\$)				Svc Order Submitted Elec per LSR	Svc Order Submitted Manually per LSR	Incremental Charge - Manual Svc Order vs. Electronic-1st	Incremental Charge - Manual Svc Order vs. Electronic-Add'l	Incremental Charge - Manual Svc Order vs. Electronic-Disc 1st	Incremental Charge - Manual Svc Order vs. Electronic-Disc Add'l							
						Rec	Nonrecurring		Nonrecurring Disconnect							OSS RATES (\$)						
							First	Add'l	First							Add'l	SOME C	SOMAN	SOMAN	SOMAN	SOMAN	SOMAN
Notes: If no rate is identified in the contract, the rates, terms, and conditions for the specific service or function will be as set forth in applicable BellSouth tariff.																						

INTERIM SERVICE PROVIDER NUMBER PORTABILITY - Louisiana											Attachment: 5		Exhibit: A									
CATEGORY	RATE ELEMENTS	Interim	Zone	BCS	USOC	RATES (\$)				Svc Order Submitted Elec per LSR	Svc Order Submitted Manually per LSR	Incremental Charge - Manual Svc Order vs. Electronic-1st	Incremental Charge - Manual Svc Order vs. Electronic-Add'l	Incremental Charge - Manual Svc Order vs. Electronic-Disc 1st	Incremental Charge - Manual Svc Order vs. Electronic-Disc Add'l							
						Rec	Nonrecurring		Nonrecurring Disconnect							OSS RATES (\$)						
							First	Add'l	First							Add'l	SOME C	SOMAN	SOMAN	SOMAN	SOMAN	SOMAN
<p>NOTE: Any element that can be ordered electronically will be billed according to the SOME C rate listed. Please refer to BellSouth's Business Rules for Local Ordering (BBR-LO) to determine if a product can be ordered electronically. For those elements that cannot be ordered electronically at present per the BBR-LO, the listed SOME C rate reflects the charge that would be billed to a CLEC once electronic ordering capabilities come on-line for that element. Otherwise, the manual ordering charge, SOMAN, will be applied to a CLEC's bill when it submits an LSR to BellSouth.</p>																						
INTERIM SERVICE PROVIDER NUMBER PORTABILITY - RCF																						
	RCF, per number ported (Business Line)				TNPBL	2.91	0.25	0.25			3.50	15.20										
	RCF, per number ported (Residence Line)				TNPRL	2.91	0.25	0.25			3.50	15.20										
	RCF, Per Additional Path					1.24																
INTERIM SERVICE PROVIDER NUMBER PORTABILITY - DID																						
	DID per number ported (Residence)				TNPDR		0.42	0.42			3.50	15.20										
	DID per number ported (Business)				TNPDB		0.42	0.42			3.50	15.20										
	DID, per trunk termination, Initial				TNPT2	68.47	185.13	68.79			3.50	15.20										
SERVICE PROVIDER NUMBER PORTABILITY (RIPH)																						
	RIPH, Functionality, Per Rearrangement						19.24	19.24			3.50	15.20										
	RIPH, Per Number Ported					1.62	0.19	0.19			3.50	15.20										
	RIPH, Functionality, Per Central Ofc						79.67	79.67			3.50	15.20										
Note: If no rate is identified in the contract, the rate for the specific service or function will be as set forth in applicable BellSouth tariff or as negotiated by the Parties upon request by either Party.																						

INTERIM SERVICE PROVIDER NUMBER PORTABILITY - Mississippi										Attachment: 5		Exhibit: A										
CATEGORY	RATE ELEMENTS	Interim	Zone	BCS	USOC	RATES (\$)				Svc Order Submitted Elec per LSR	Svc Order Submitted Manually per LSR	Incremental Charge - Manual Svc Order vs. Electronic-1st	Incremental Charge - Manual Svc Order vs. Electronic-Add'l	Incremental Charge - Manual Svc Order vs. Electronic-Disc 1st	Incremental Charge - Manual Svc Order vs. Electronic-Disc Add'l							
						Rec	Nonrecurring		Nonrecurring Disconnect							OSS RATES (\$)						
							First	Add'l	First							Add'l	SOMEK	SOMAN	SOMAN	SOMAN	SOMAN	SOMAN
NOTE: Any element that can be ordered electronically will be billed according to the SOMEK rate listed. Please refer to BellSouth's Business Rules for Local Ordering (BBR-LO) to determine if a product can be ordered electronically. For those elements that cannot be ordered electronically at present per the BBR-LO, the listed SOMEK rate reflects the charge that would be billed to a CLEC once electronic ordering capabilities come on-line for that element. Otherwise, the manual ordering charge, SOMAN, will be applied to a CLEC's bill when it submits an LSR to BellSouth.																						
INTERIM SERVICE PROVIDER NUMBER PORTABILITY - RCF																						
	RCF, per number ported (Business Line)				TNPBL	3.08	0.2596	0.2596	0.0282	0.0282	3.50	15.75										
	RCF, per number ported (Residence Line)				TNPRL	3.08	0.2596	0.2596	0.0282	0.0282	3.50	15.75										
	RCF, Per Additional Path					1.17																
INTERIM SERVICE PROVIDER NUMBER PORTABILITY - DID																						
	DID per number ported (Residence)				TNPDR		0.4335	0.4335	0.4701	0.4701	3.50	15.75										
	DID per number ported (Business)				TNPDB		0.4335	0.4335	0.4701	0.4701	3.50	15.75										
	DID, per trunk termination, Initial				TNPT2	58.41	191.75	71.25	28.94	28.94	3.50	15.75										
SERVICE PROVIDER NUMBER PORTABILITY (RIPH)																						
	RIPH, Functionality, Per Rearrangement						19.93	19.93			3.50	15.75										
	RIPH, Per Number Ported					1.96	0.1972	0.1972	0.0214	0.0214	3.50	15.75										
	RIPH, Functionality, Per Central Ofc						85.52	85.52	2.51	2.51	3.50	15.75										

ODUF/ADUF/CMDS - Louisiana										Attachment: 7		Exhibit: A										
CATEGORY	RATE ELEMENTS	Interim	Zone	BCS	USOC	RATES (\$)				Svc Order Submitted Elec per LSR	Svc Order Submitted Manually per LSR	Incremental Charge - Manual Svc Order vs. Electronic-1st	Incremental Charge - Manual Svc Order vs. Electronic-Add'l	Incremental Charge - Manual Svc Order vs. Electronic-Disc 1st	Incremental Charge - Manual Svc Order vs. Electronic-Disc Add'l							
						Rec	Nonrecurring		Nonrecurring Disconnect							OSS RATES (\$)						
							First	Add'l	First							Add'l	SOMEc	SOMAN	SOMAN	SOMAN	SOMAN	SOMAN
ODUF/ADUF/CMDS																						
	ACCESS DAILY USAGE FILE (ADUF)																					
	ADUF: Message Processing, per message				N/A	0.007983																
	ADUF: Data Transmission (CONNECT:DIRECT), per message				N/A	0.00012681																
	OPTIONAL DAILY USAGE FILE (ODUF)																					
	ODUF: Recording, per message				N/A	0.0000117																
	ODUF: Message Processing, per message				N/A	0.004641																
	ODUF: Message Processing, per Magnetic Tape provisioned				N/A	48.45																
	ODUF: Data Transmission (CONNECT:DIRECT), per message				N/A	0.00010568																
	CENTRALIZED MESSAGE DISTRIBUTION SERVICE (CMDS)																					
	CMDS: Message Processing, per message				N/A	0.004																
	CMDS: Data Transmission (CONNECT:DIRECT), per message				N/A	0.001																
Notes: If no rate is identified in the contract, the rate for the specific service or function will be as set forth in applicable BellSouth tariff or as negotiated by the Parties upon request by either Party.																						

ODUF/ADUF/CMDS - Mississippi										Attachment: 7		Exhibit: A										
CATEGORY	RATE ELEMENTS	Interim	Zone	BCS	USOC	RATES (\$)				Svc Order Submitted Elec per LSR	Svc Order Submitted Manually per LSR	Incremental Charge - Manual Svc Order vs. Electronic-1st	Incremental Charge - Manual Svc Order vs. Electronic-Add'l	Incremental Charge - Manual Svc Order vs. Electronic-Disc 1st	Incremental Charge - Manual Svc Order vs. Electronic-Disc Add'l							
						Rec	Nonrecurring		Nonrecurring Disconnect							OSS RATES (\$)						
							First	Add'l	First							Add'l	SOMEc	SOMAN	SOMAN	SOMAN	SOMAN	SOMAN
ODUF/ADUF/CMDS																						
ACCESS DAILY USAGE FILE (ADUF)																						
	ADUF: Message Processing, per message				N/A	0.008087																
	ADUF: Data Transmission (CONNECT:DIRECT), per message				N/A	0.00012803																
OPTIONAL DAILY USAGE FILE (ODUF)																						
	ODUF: Recording, per message				N/A	0.0000063																
	ODUF: Message Processing, per message				N/A	0.004707																
	ODUF: Message Processing, per Magnetic Tape provisioned				N/A	49.04																
	ODUF: Data Transmission (CONNECT:DIRECT), per message				N/A	0.00010669																
CENTRALIZED MESSAGE DISTRIBUTION SERVICE (CMDS)																						
	CMDS: Message Processing, per message				N/A	0.004																
	CMDS: Data Transmission (CONNECT:DIRECT), per message				N/A	0.001																
Notes: If no rate is identified in the contract, the rate for the specific service or function will be as set forth in applicable BellSouth tariff or as negotiated by the Parties upon request by either Party.																						

**Amendment to
Interconnection Agreement between
Xspedius Corp. and
BellSouth Telecommunications, Inc.
Dated 01/01/2000**

Pursuant to this Agreement (the "Agreement") Xspedius Corp. ("Xspedius"), a Louisiana corporation, and BellSouth Telecommunications, Inc. ("BellSouth") hereinafter referred to collectively as the "Parties" hereby agree to amend that certain Master Interconnection Agreement ("the Agreement") between BellSouth and Xspedius dated 01/01/2000. The Effective Date shall be 30 calendar days after the last signature executing the Amendment.

NOW THEREFORE, in consideration of the mutual provisions contained herein and other good and valuable consideration, the receipt and sufficiency of which are hereby acknowledged, Xspedius and BellSouth hereby covenant and agree as follows:

1. The Parties agree to delete attachment 2 and Attachment 2, Exhibit C in its entirety in the interconnection agreement dated 01/01/2000 for North Carolina and replace it with Attachment 2 and Attachment 2, Exhibit B (version 2002 5/31/02) hereto attached for North Carolina.
2. All other provisions of the Interconnection Agreement, dated 01/01/2000, shall remain in full force and effect.
3. Either or both of the Parties is authorized to submit this Amendment to the appropriate state Commissions for approval subject to section 252(e) of the Federal Telecommunications Act of 1996.
4. IN WITNESS WHEREOF, the Parties hereto have caused this Amendment to be executed by their respective duly authorized representatives on the date indicated below.

BellSouth Telecommunications, Inc.

Xspedius Corp.

By: Signature on File

By: Signature on File

Name: C. W. Boltz

Name: Daniel D. Lensgraf

Title : Managing Director

Title : LUS Director

Date: 7/8/2002

Date: 6/2/02

UNBUNDLED NETWORK ELEMENTS - North Carolina										Attachment: 2		Exhibit: B	
CATEGORY	RATE ELEMENTS	Interim	Zone	BCS	USOC	RATES(\$)	Svc Order Submitted Elec per LSR	Svc Order Submitted Manually per LSR	Incremental Charge - Manual Svc Order vs. Electronic-1st	Incremental Charge - Manual Svc Order vs. Electronic-Add'l	Incremental Charge - Manual Svc Order vs. Electronic-Disc 1st	Incremental Charge - Manual Svc Order vs. Electronic-Disc Add'l	
													Rec
The "Zone" shown in the sections for stand-alone loops or loops as part of a combination refers to Geographically Deaveraged UNE Zones. To view Geographically Deaveraged UNE Zone Designations by Central Office, refer to Internet Website: http://www.interconnection.bellsouth.com/become_a_clec/html/interconnection.htm													
OPERATIONAL SUPPORT SYSTEMS													
NOTE: (1) Electronic Service Order: CLEC should contact its contract negotiator if it prefers the state specific electronic service ordering charges as ordered by the State Commissions. The electronic service ordering charge currently contained in this rate exhibit is the BellSouth regional electronic service ordering charge. CLEC may elect either the state specific Commission ordered rates for the electronic service ordering charges, or CLEC may elect the regional electronic service ordering charge.													
NOTE: (2) Any element that can be ordered electronically will be billed according to the SOMECE rate listed in this category. Please refer to BellSouth's Business Rules for Local Ordering (BBR-LO) to determine if a product can be ordered electronically. For those elements that cannot be ordered electronically at present per the BBR-LO, the listed SOMECE rate in this category reflects the charge that would be billed to a CLEC once electronic ordering capabilities come on-line for that element. Otherwise, the manual ordering charge, SOMAN, will be applied to a CLECs bill when it submits an LSR to BellSouth.													
	Electronic OSS Charge, per LSR, submitted via BST's OSS interactive interfaces (Regional)					SOMECE		3.50					
UNE Service Date Advancement Charge (a.k.a.) UNE Expedite Charge													
NOTE: The Expedite charge will be maintained commensurate with BellSouth's FCC No.1 Tariff, Section 5 as applicable.													
	Per Circuit or Line Assignable USOC, Per Day			ALL UNE	SDASP			200.00					
UNBUNDLED EXCHANGE ACCESS LOOP													
2-WIRE ANALOG VOICE GRADE LOOP													
	2-Wire Analog Voice Grade Loop - Service Level 1- Zone 1		1	UEANL	UEAL2			12.11	57.99	42.37		26.94	12.76
	2-Wire Analog Voice Grade Loop - Service Level 1- Zone 2		2	UEANL	UEAL2			21.24	57.99	42.37		26.94	12.76
	2-Wire Analog Voice Grade Loop - Service Level 1- Zone 3		3	UEANL	UEAL2			33.65	57.99	42.37		26.94	12.76
	Loop Testing - Basic 1st Half Hour			UEANL	URET1				76.24			26.94	12.76
	Loop Testing - Basic Additional Half Hour			UEANL	URETA				39.51			26.94	12.76
	CLEC to CLEC Conversion Charge Without Outside Dispatch (UVL-SL1)			UEANL	UREWO			15.76		8.93		26.94	12.76
	Engineering Information Document (EI)			UEANL				28.74	28.74				
	Manual Order Coordination for UVL-SL1s (per loop)			UEANL	UEAMC			61.38	61.38				
	Order Coordination for Specified Conversion Time for UVL-SL1 (per LSR)			UEANL	OCOSL			45.34					
2-WIRE Unbundled COPPER LOOP													
	2-Wire Unbundled Copper Loop Non-Designed - SW		I	sw	UEQ	UEQ2X		15.88	57.99	42.37		26.94	26.94
	Order Coordination 2 Wire Unbundled Copper Loop - Non-Designed (per loop)				UEQ	USBMC		45.34					
	Engineering Information Document				UEQ			28.74	28.74			26.94	12.76
	Loop Testing - Basic 1st Half Hour				UEQ	URET1			76.24			26.94	12.76
	Loop Testing - Basic Additional Half Hour				UEQ	URETA			39.51			26.94	12.76
	CLEC to CLEC Conversion Charge Without Outside Dispatch (UCL-ND)				UEQ	UREWO		14.26		7.42		26.94	12.76
UNBUNDLED EXCHANGE ACCESS LOOP													
2-WIRE ANALOG VOICE GRADE LOOP													
	2 Wire Analog Voice Grade Loop -Service Level 1-Statewide-Line Splitting				UEPSR UEPSB	UEALS						26.94	12.76
	2 Wire Analog Voice Grade Loop -Service Level 1-Statewide-Line Splitting				UEPSR UEPSB	UEABS						26.94	12.76
	2 Wire Analog Voice Grade Loop-Service Level 1-Line Splitting-Zone 1		1		UEPSR UEPSB	UEALS		12.11	57.99	42.37		26.94	12.76
	2 Wire Analog Voice Grade Loop-Service Level 1-Line Splitting-Zone 1		1		UEPSR UEPSB	UEABS		12.11	57.99	42.37		26.94	12.76
	2 Wire Analog Voice Grade Loop- Service Level 1-Line Splitting-Zone 2		2		UEPSR UEPSB	UEALS		21.24	57.99	42.37		26.94	12.76
	2 Wire Analog Voice Grade Loop- Service Level 1-Line Splitting-Zone 2		2		UEPSR UEPSB	UEABS		21.24	57.99	42.37		26.94	12.76
	2 Wire Analog Voice Grade Loop-Service Level 1-Line Splitting-Zone 3		3		UEPSR UEPSB	UEALS		33.65	57.99	42.37		26.94	12.76
	2 Wire Analog Voice Grade Loop-Service Level 1-Line Splitting-Zone 3		3		UEPSR UEPSB	UEABS		33.65	57.99	42.37		26.94	12.76
UNE Loop Rates for Line Splitting													
	2-Wire Voice Grade Loop (SL1) for Line Splitting- Statewide			sw	UEPRX	UEPLX		14.18					
UNBUNDLED EXCHANGE ACCESS LOOP													
2-WIRE ANALOG VOICE GRADE LOOP													
	2-Wire Analog Voice Grade Loop - Service Level 2 w/Loop or Ground Start Signaling - Zone 1		1		UEA	UEAL2		14.97	142.97	106.56		26.94	12.76

UNBUNDLED NETWORK ELEMENTS - North Carolina										Attachment: 2		Exhibit: B			
CATEGORY	RATE ELEMENTS	Interim	Zone	BCS	USOC	RATES(\$)				Svc Order Submitted Elec per LSR	Svc Order Submitted Manually per LSR	Incremental Charge - Manual Svc Order vs. Electronic-1st	Incremental Charge - Manual Svc Order vs. Electronic-Add'l	Incremental Charge - Manual Svc Order vs. Electronic-Disc 1st	Incremental Charge - Manual Svc Order vs. Electronic-Disc Add'l
						Rec	Nonrecurring		Nonrecurring Disconnect						
							First	Add'l	First	Add'l	SOME C	SOMAN	SOMAN	SOMAN	SOMAN
	2-Wire Unbundled Copper Loop/Long - includes manual svc. inquiry and facility reservation - Zone 2		2	UCL	UCL2L	22.39	262.86	143.75							
	2-Wire Unbundled Copper Loop/Long - includes manual svc. inquiry and facility reservation - Zone 3		3	UCL	UCL2L	34.80	262.86	143.75							
	Order Coordination for Unbundled Copper Loops (per loop)			UCL	UCLMC		61.38	61.38							
	2-Wire Unbundled Copper Loop/Long - without manual service inquiry and facility reservation - Zone 1		1	UCL	UCL2W	13.26	188.39	112.96				26.94	12.76		
	2-Wire Unbundled Copper Loop/Long - without manual service inquiry and facility reservation - Zone 2		2	UCL	UCL2W	22.39	188.39	112.96				26.94	12.76		
	2-Wire Unbundled Copper Loop/Long - without manual service inquiry and facility reservation - Zone 3		3	UCL	UCL2W	34.80	188.39	112.96				26.94	12.76		
	Order Coordination for Unbundled Copper Loops (per loop)			UCL	UCLMC		61.38	61.38							
	CLEC to CLEC Conversion Charge without outside dispatch (UCL-Des)			UCL	UREWO		97.14	42.44				26.94	12.76		
	4-WIRE COPPER LOOP														
	4-Wire Copper Loop/Short - including manual service inquiry and facility reservation - Zone 1		1	UCL	UCL4S	17.36	311.03	191.93							
	4-Wire Copper Loop/Short - including manual service inquiry and facility reservation - Zone 2		2	UCL	UCL4S	29.61	311.03	191.93							
	4-Wire Copper Loop/Short - including manual service inquiry and facility reservation - Zone 3		3	UCL	UCL4S	46.26	311.03	191.93							
	Order Coordination for Unbundled Copper Loops (per loop)			UCL	UCLMC		61.38	61.38							
	4-Wire Copper Loop/Short - without manual service inquiry and facility reservation - Zone 1		1	UCL	UCL4W	17.36	236.57	161.14				26.94	12.76		
	4-Wire Copper Loop/Short - without manual service inquiry and facility reservation - Zone 2		2	UCL	UCL4W	29.61	236.57	161.14				26.94	12.76		
	4-Wire Copper Loop/Short - without manual service inquiry and facility reservation - Zone 3		3	UCL	UCL4W	46.26	236.57	161.14				26.94	12.76		
	Order Coordination for Unbundled Copper Loops (per loop)			UCL	UCLMC		61.38	61.38							
	4-Wire Unbundled Copper Loop/Long - includes manual svc. inquiry and facility reservation - Zone 1		1	UCL	UCL4L	17.36	311.03	191.93							
	4-Wire Unbundled Copper Loop/Long - includes manual svc. inquiry and facility reservation - Zone 2		2	UCL	UCL4L	29.61	311.03	191.93							
	4-Wire Unbundled Copper Loop/Long - includes manual svc. inquiry and facility reservation - Zone 3		3	UCL	UCL4L	46.26	311.03	191.93							
	Order Coordination for Unbundled Copper Loops (per loop)			UCL	UCLMC		61.38	61.38							
	4-Wire Unbundled Copper Loop/Long - without manual svc. inquiry and facility reservation - Zone 1		1	UCL	UCL4O	17.36	236.57	161.14				26.94	12.76		
	4-Wire Unbundled Copper Loop/Long - without manual svc. inquiry and facility reservation - Zone 2		2	UCL	UCL4O	29.61	236.57	161.14				26.94	12.76		
	4-Wire Unbundled Copper Loop/Long - without manual svc. inquiry and facility reservation - Zone 3		3	UCL	UCL4O	46.26	236.57	161.14				26.94	12.76		
	Order Coordination for Unbundled Copper Loops (per loop)			UCL	UCLMC		61.38	61.38							
	CLEC to CLEC Conversion Charge without outside dispatch (UCL-Des)			UCL	UREWO		97.14	42.44							
	LOOP MODIFICATION														
	Unbundled Loop Modification, Removal of Load Coils - 2 Wire pair less than or equal to 18k ft			UAL, UHL, UCL, UEQ, ULS, UEA, UEANL, UDL, UDC, UDN, UDL, USL	ULM2L		21.24	21.24							
	Unbundled Loop Modification, Removal of Load Coils - 2 wire greater than 18k ft			UCL, ULS, UEQ	ULM2G		119.24	119.24							
	Unbundled Loop Modification Removal of Load Coils - 4 Wire less than or equal to 18K ft			UHL, UCL	ULM4L		21.24	21.24							
	Unbundled Loop Modification Removal of Load Coils - 4 Wire pair greater than 18k ft			UCL	ULM4G		119.24	119.24							

UNBUNDLED NETWORK ELEMENTS - North Carolina										Attachment: 2		Exhibit: B								
CATEGORY	RATE ELEMENTS	Interim	Zone	BCS	USOC	RATES(\$)	Svc Order Submitted Elec per LSR	Svc Order Submitted Manually per LSR	Incremental Charge - Manual Svc Order vs. Electronic-1st	Incremental Charge - Manual Svc Order vs. Electronic-Add'l	Incremental Charge - Manual Svc Order vs. Electronic-Disc 1st	Incremental Charge - Manual Svc Order vs. Electronic-Disc Add'l	OSS Rates(\$)							
													Rec	Nonrecurring First	Nonrecurring Add'l	Nonrecurring Disconnect First	Nonrecurring Disconnect Add'l	SOMEc	SOMAN	SOMAN
	Unbundled Loop Concentration - TEST CIRCUIT Card			ULC	UCTTC	37.98														
	Unbundled Loop Concentration - Digital 19.2 Kbps Data Loop Interface			UDL	ULCC7	11.51														
	Unbundled Loop Concentration - Digital 56 Kbps Data Loop Interface			UDL	ULCC5	11.51														
	Unbundled Loop Concentration - Digital 64 Kbps Data Loop Interface			UDL	ULCC6	11.51														
UNE OTHER, PROVISIONING ONLY - NO RATE																				
	NID - Dispatch and Service Order for NID installation			UENTW	UNDBX															
	UNTW Circuit Id Establishment, Provisioning Only - No Rate			UENTW	UENCE															
	Unbundled Contract Name, Provisioning Only - No Rate			UEANL,UEF,UEQ,UENTW	UNECN															
UNE OTHER, PROVISIONING ONLY - NO RATE																				
	Unbundled Contact Name, Provisioning Only - no rate			UAL,UCL,UDC,UDL,UDN,UEA,UHL,ULC	UNECN	0.00		0.00												
	Unbundled Sub-Loop Feeder-2 Wire Cross Box Jumper - no rate			UEA,UDN,UCL,UDC	USBFQ	0.00		0.00												
	Unbundled Sub-Loop Feeder-4 Wire Cross Box Jumper - no rate			UEA,USL,UCL,UDL	USBFR	0.00		0.00												
	Unbundled DS1 Loop - Superframe Format Option - no rate			USL	CCOSF	0.00		0.00												
	Unbundled DS1 Loop - Expanded Superframe Format option - no rate			USL	CCOEF	0.00		0.00												
HIGH CAPACITY UNBUNDLED LOCAL LOOP																				
	High Capacity Unbundled Local Loop - DS3 - Per Mile per month			UE3	1L5ND	13.33														
	High Capacity Unbundled Local Loop - DS3 - Facility Termination per month			UE3	UE3PX	450.69		1,071.00						53.48		53.48				
	High Capacity Unbundled Local Loop - STS-1 - Per Mile per month			UDLSX	1L5ND	13.33														
	High Capacity Unbundled Local Loop - STS-1 - Facility Termination per month			UDLSX	UDLS1	464.26		1,071.00						53.48		53.48				
LOOP MAKE-UP																				
	Loop Makeup - Preordering Without Reservation, per working or spare facility queried (Manual).			UMK	UMKLW			55.44												
	Loop Makeup - Preordering With Reservation, per spare facility queried (Manual).			UMK	UMKLP			55.73												
	Loop Makeup--With or Without Reservation, per working or spare facility queried (Mechanized)			UMK	PSUMK			0.6960821												
HIGH FREQUENCY SPECTRUM																				
LINE SHARING																				
SPLITTERS-CENTRAL OFFICE BASED																				
	Line Sharing Splitter, per System 96 Line Capacity			ULS	ULSDA	181.18		631.54												
	Line Sharing Splitter, per System 24 Line Capacity			ULS	ULSDB	45.30		631.54												
	Line Sharing Splitter, Per System, 8 Line Capacity		I	ULS	ULSD8	12.73		424.61						26.94		12.76				
	Line Sharing Splitter - per Line Activation in the Remote Terminal (RT)			ULS		2.23		122.12												
	Line Sharing-DLEC Owned Splitter in CO-CFA activation-deactivation (per LSOD)			ULS	ULSDG			146.32						26.94		12.76				
END USER ORDERING-CENTRAL OFFICE BASED-HIGH FREQUENCY SPECTRUM AKA LINE SHARING																				
	Line Sharing - per Line Activation (BST Owned Splitter)			ULS	ULSDC	0.61		54.71						25.33		2.53				
	Line Sharing - per Subsequent Activity per Line Rearrangement(BST Owned Splitter)			ULS	ULSDS			35.42						25.33		2.53				
	Line Sharing - per Subsequent Activity per Line Rearrangement(DLEC Owned Splitter)			ULS	ULSCS			35.14						26.94		12.76				
	Line Sharing - per Line Activation (DLEC owned Splitter)		I	ULS	ULSCC	0.61		47.44						26.94		12.76				
LINE SPLITTING																				
END USER ORDERING-CENTRAL OFFICE BASED																				
	Line Splitting - per line activation DLEC owned splitter		I	UEPSR UEPSB	UREOS	0.61														

UNBUNDLED NETWORK ELEMENTS - North Carolina										Attachment: 2		Exhibit: B			
CATEGORY	RATE ELEMENTS	Interim	Zone	BCS	USOC	RATES(\$)	Svc Order Submitted Elec per LSR	Svc Order Submitted Manually per LSR	Incremental Charge - Manual Svc Order vs. Electronic-1st	Incremental Charge - Manual Svc Order vs. Electronic-Add'l	Incremental Charge - Manual Svc Order vs. Electronic-Disc 1st	Incremental Charge - Manual Svc Order vs. Electronic-Disc Add'l			
													Rec	Nonrecurring	
							First	Add'l	First	Add'l	SOMEc	SOMAN	SOMAN	SOMAN	SOMAN
	Local Channel - Dedicated - DS3 - Facility Termination			ULDD3	ULDF3	298.92	562.25	527.88					56.25	56.25	
	Local Channel - Dedicated - STS-1- Per Mile per month			ULDS1	1L5NC	0.9954									
	Local Channel - Dedicated - STS-1 - Facility Termination			ULDS1	ULDFS	286.13	1,071.00	646.12					53.48	53.48	
DARK FIBER															
	Dark Fiber, Four Fiber Strands, Per Route Mile or Fraction Thereof per month - Local Channel			UDF	1L5DC	64.04									
	NRC Dark Fiber - Local Channel			UDF	UDFC4		1,347.00	279.87							
	Dark Fiber, Four Fiber Strands, Per Route Mile or Fraction Thereof per month - Interoffice Channel			UDF	1L5DF	27.71									
	NRC Dark Fiber - Interoffice Channel			UDF	UDF14		1,807.00	562.96							
	Dark Fiber, Four Fiber Strands, Per Route Mile or Fraction Thereof per month - Local Loop			UDF	1L5DL	64.04									
	NRC Dark Fiber - Local Loop			UDF	UDFL4		1,347.00	279.87							
8XX ACCESS TEN DIGIT SCREENING															
	8XX Access Ten Digit Screening, Per Call			OHD		0.0005									
	8XX Access Ten Digit Screening, Reservation Charge Per 8XX Number Reserved			OHD	N8R1X		7.05	0.96					26.94		
	8XX Access Ten Digit Screening, Per 8XX No. Established W/O POTS Translations			OHD			23.82	2.73					41.35		
	8XX Access Ten Digit Screening, Per 8XX No. Established With POTS Translations			OHD	N8FTX		23.82	2.73					41.35		
	8XX Access Ten Digit Screening, Customized Area of Service Per 8XX Number			OHD	N8FCX		5.63	2.82							
	8XX Access Ten Digit Screening, Multiple InterLATA CXR Routing Per CXR Requested Per 8XX No.			OHD	N8FMX		6.59	3.77							
	8XX Access Ten Digit Screening, Change Charge Per Request			OHD	N8FAX		8.01	0.96					26.94		
	8XX Access Ten Digit Screening, Call Handling and Destination Features			OHD	N8FDX		5.63								
LINE INFORMATION DATA BASE ACCESS (LIDB)															
	LIDB Common Transport Per Query			OQT		0.00003									
	LIDB Validation Per Query			OQU		0.0134									
	LIDB Originating Point Code Establishment or Change			OQT, OQU	NRPBX		62.26						26.94	26.94	
SIGNALING (CCS7)															
	CCS7 Signaling Connection, Per link (A link)			UDB	TPP++	18.22	278.02	278.02					41.35	41.35	
	CCS7 Signaling Connection, Per link (B link) (also known as D link)			UDB	TPP++	18.22	278.02	278.02					41.35	41.35	
	CCS7 Signaling Termination, Per STP Port			UDB	PT8SX	132.83									
	CCS7 Signaling Usage, Per ISUP Message			UDB		0.00004									
	CCS7 Signaling Usage, Per TCAP Message			UDB		0.00009									
	CCS7 Signaling Usage Surrogate, per link per LATA			UDB	STU56	338.98									
	CCS7 Signaling Point Code, per Originating Point Code Establishment or Change, per STP affected			UDB	CCAPO		40.00	40.00					19.99	19.99	
	CCS7 Signaling Point Code, per Destination Point Code Establishment or Change, Per Stp Affected			UDB	CCAPD		8.00	8.00					19.99	19.99	
E911 SERVICE															
	Local Channel - Dedicated - 2-wr Voice Grade - Zone 1		1			11.24	553.80	89.69					42.17	12.76	
	Local Channel - Dedicated - 2-wr Voice Grade - Zone 2		2			19.91	553.80	89.69					42.17	12.76	
	Local Channel - Dedicated - 2-wr Voice Grade - Zone 3		3			31.70	553.80	89.69					42.17	12.76	
	Interoffice Transport - Dedicated - 2-wr Voice Grade Per Mile					0.0282									
	Interoffice Transport - Dedicated - 2-wr Voice Grade Per Facility Termination					18.00	137.48	52.58					38.07	38.07	
	Local Channel - Dedicated - DS1 - Zone 1		1			27.05	534.48	462.69					86.15	1.77	
	Local Channel - Dedicated - DS1 - Zone 2		2			47.94	534.48	462.69					86.15	1.77	
	Local Channel - Dedicated - DS1 - Zone 3		3			76.32	534.48	462.69					86.15	1.77	
	Interoffice Transport - Dedicated - DS1 Per Mile					0.5753									
	Interoffice Transport - Dedicated - DS1 Per Facility Termination					71.29	217.17	163.75					38.07	38.07	
CALLING NAME (CNAM) SERVICE															
	CNAM For DB Owners - Service Establishment			OQV			75.62								

UNBUNDLED NETWORK ELEMENTS - North Carolina										Attachment: 2		Exhibit: B							
CATEGORY	RATE ELEMENTS	Interim	Zone	BCS	USOC	RATES(\$)	Svc Order Submitted Elec per LSR	Svc Order Submitted Manually per LSR	Incremental Charge - Manual Svc Order vs. Electronic-1st	Incremental Charge - Manual Svc Order vs. Electronic-Add'l	Incremental Charge - Manual Svc Order vs. Electronic-Disc 1st	Incremental Charge - Manual Svc Order vs. Electronic-Disc Add'l	OSS Rates(\$)						
													Rec	Nonrecurring		Nonrecurring Disconnect		SOMEc	SOMAN
4-WIRE 56 KBPS EXTENDED DIGITAL LOOP WITH DEDICATED DS1 INTEROFFICE TRANSPORT (EEL)																			
	First 4-Wire 56Kbps Digital Grade Loop in a DS1 Interoffice Transport Combination - Zone 1		1	UNCDX	UDL56	25.32	489.04	337.51											
	First 4-wire 56Kbps Digital Grade Loop in a DS1 Interoffice Transport Combination - Zone 2		2	UNCDX	UDL56	43.11	489.04	337.51											
	First 4-Wire 56Kbps Digital Grade Loop in a DS1 Interoffice Transport Combination - Zone 3		3	UNCDX	UDL56	67.26	489.04	337.51											
	Interoffice Transport - Dedicated - DS1 combination - Per Mile Per Month			UNC1X	1L5XX	0.5753													
	Interoffice Transport - Dedicated - DS1 - combination Facility Termination Per Month			UNC1X	U1TF1	71.29	217.17	163.75					38.07	38.07					
	Channelization - Channel System DS1 to DS0 combination Per Month			UNC1X	MQ1	146.69	197.78	140.06					38.07	38.07					
	OCU-DP COCI (data) - DS1 to DS0 Channel System - per month (2.4-64kbs)			UNCDX	1D1DD	2.00	15.76	11.28					38.07	38.07					
	Additional 4-Wire 56Kbps Digital Grade Loopin same DS1 Interoffice Transport Combination - Zone 1		1	UNCDX	UDL56	25.32	489.04	337.51											
	Additional 4-Wire 56Kbps Digital Grade Loopin same DS1 Interoffice Transport Combination - Zone 2		2	UNCDX	UDL56	43.11	489.04	337.51											
	Additional 4-Wire 56Kbps Digital Grade Loopin same DS1 Interoffice Transport Combination - Zone 3		3	UNCDX	UDL56	67.26	489.04	337.51											
	OCU-DP COCI (data) - DS1 to DS0 Channel System - combination per month (2.4-64kbs)			UNCDX	1D1DD	2.00	15.76	11.28					38.07	38.07					
	Nonrecurring Currently Combined Network Elements Switch -As-Is Charge			UNC1X	UNCCC		21.75	21.75	32.28	10.96			38.07	38.07					
4-WIRE 64 KBPS EXTENDED DIGITAL LOOP WITH DEDICATED DS1 INTEROFFICE TRANSPORT (EEL)																			
	First 4-Wire 64Kbps Digital Grade Loop in a DS1 Interoffice Transport Combination - Zone 1		1	UNCDX	UDL64	25.32	489.04	337.51											
	First 4-Wire 64Kbps Digital Grade Loop in a DS1 Interoffice Transport Combination - Zone 2		2	UNCDX	UDL64	43.11	489.04	337.51											
	First 4-Wire 64Kbps Digital Grade Loop in a DS1 Interoffice Transport Combination - Zone 3		3	UNCDX	UDL64	67.26	489.04	337.51											
	Interoffice Transport - Dedicated - DS1 combination - Per Mile Per Month			UNC1X	1L5XX	0.5753													
	Interoffice Transport - Dedicated - DS1 combination - Facility Termination Per Month			UNC1X	U1TF1	71.29	217.17	163.75					38.07	38.07					
	Channelization - Channel System DS1 to DS0 combination Per Month			UNC1X	MQ1	146.69	197.78	140.06					38.07	38.07					
	OCU-DP COCI (data) - DS1 to DS0 Channel System combination - per month (2.4-64kbs)			UNCDX	1D1DD	2.00	15.76	11.28					38.07	38.07					
	Additional 4-Wire 64Kbps Digital Grade Loopin same DS1 Interoffice Transport Combination - Zone 1		1	UNCDX	UDL64	25.32	489.04	337.51											
	Additional 4-Wire 64Kbps Digital Grade Loopin same DS1 Interoffice Transport Combination - Zone 2		2	UNCDX	UDL64	43.11	489.04	337.51											
	Additional 4-Wire 64Kbps Digital Grade Loopin same DS1 Interoffice Transport Combination - Zone 3		3	UNCDX	UDL64	67.26	489.04	337.51											
	OCU-DP COCI (data) - DS1 to DS0 Channel System combination - per month (2.4-64kbs)			UNCDX	1D1DD	2.00	15.76	11.28					38.07	38.07					
	Nonrecurring Currently Combined Network Elements Switch -As-Is Charge			UNC1X	UNCCC		21.75	21.75	32.28	10.96			38.07	38.07					
4-WIRE DS1 DIGITAL EXTENDED LOOP WITH DEDICATED DS1 INTEROFFICE TRANSPORT (EEL)																			
	4-Wire DS1 Digital Loop in Combination with DS1 Interoffice Transport - Zone 1		1	UNC1X	USLXX	47.60	714.84	421.47											
	4-Wire DS1 Digital Loop in Combination with DS1 Interoffice Transport - Zone 2		2	UNC1X	USLXX	84.36	714.84	421.47											
	4-Wire DS1 Digital Loop in Combination with DS1 Interoffice Transport - Zone 3		3	UNC1X	USLXX	134.29	714.84	421.47											
	Interoffice Transport - Dedicated - DS1 combination - Per Mile Per Month			UNC1X	1L5XX	0.5753													

UNBUNDLED NETWORK ELEMENTS - North Carolina										Attachment: 2		Exhibit: B													
CATEGORY	RATE ELEMENTS	Interim	Zone	BCS	USOC	RATES(\$)	Svc Order Submitted Elec per LSR	Svc Order Submitted Manually per LSR	Incremental Charge - Manual Svc Order vs. Electronic-1st	Incremental Charge - Manual Svc Order vs. Electronic-Add'l	Incremental Charge - Manual Svc Order vs. Electronic-Disc 1st	Incremental Charge - Manual Svc Order vs. Electronic-Disc Add'l	OSS Rates(\$)												
													Rec	Nonrecurring		Nonrecurring Disconnect		SOMEc	SOMAN	SOMAN	SOMAN	SOMAN	SOMAN		
													First	Add'l	First	Add'l									
	Interoffice Transport - Dedicated - DS3 combination - Facility Termination per per month			UNC3X	U1TF3	720.38							794.94	579.55									38.07	38.07	
	Nonrecurring Currently Combined Network Elements Switch -As-Is Charge			UNC3X	UNCCC								21.75	21.75	32.28	10.96							38.07	38.07	
	STS1 DIGITAL EXTENDED LOOP WITH DEDICATED STS1 INTEROFFICE TRANSPORT (EEL)																								
	High Capacity Unbundled Local Loop - STS1 combination - Per Mile per month			UNC3X	1L5ND	11.12																			
	High Capacity Unbundled Local Loop - STS1 combination - Facility Termination per month			UNC3X	UDLS1	417.70							1,071.00	646.12										38.07	38.07
	Interoffice Transport - Dedicated - STS1 combination - Per Mile per month			UNC3X	1L5XX	6.14																			
	Interoffice Transport - Dedicated - STS1 combination - Facility Termination per month			UNC3X	U1TFS	790.37							794.94	679.55										38.07	38.07
	Nonrecurring Currently Combined Network Elements Switch -As-Is Charge			UNC3X	UNCCC								21.75	21.75	32.28	10.96								38.07	38.07
	2-WIRE ISDN EXTENDED LOOP WITH DS1 INTEROFFICE TRANSPORT (EEL)																								
	First 2-Wire ISDN Loop in a DS1 Interoffice Combination Transport - Zone 1		1	UNC1X	U1L2X	19.42							325.91	251.31											
	First 2-Wire ISDN Loop in a DS1 Interoffice Combination Transport - Zone 2		2	UNC1X	U1L2X	32.88							325.91	251.31											
	First 2-Wire ISDN Loop in a DS1 Interoffice Combination Transport - Zone 3		3	UNC1X	U1L2X	51.14							325.91	251.31											
	Interoffice Transport - Dedicated - DS1 combination - Per Mile			UNC1X	1L5XX	0.5753																			
	Interoffice Transport - Dedicated - DS1 combination - Facility Termination per month			UNC1X	U1TF1	71.29							217.17	163.75										38.07	38.07
	Channelization - Channel System DS1 to DS0 combination - per month			UNC1X	MQ1	146.69							197.78	140.06										38.07	38.07
	2-wire ISDN COCI (BRITE) - DS1 to DS0 Channel System combination - per month			UNC1X	UC1CA	3.59							15.76	11.28										38.07	38.07
	Additional 2-wire ISDN Loop in same DS1 Interoffice Transport Combination - Zone 1		1	UNC1X	U1L2X	19.42							325.91	251.31											
	Additional 2-wire ISDN Loop in same DS1 Interoffice Transport Combination - Zone 2		2	UNC1X	U1L2X	32.88							325.91	251.31											
	Additional 2-wire ISDN Loop in same DS1 Interoffice Transport Combination - Zone 3		3	UNC1X	U1L2X	51.14							325.91	251.31											
	2-wire ISDN COCI (BRITE) - DS1 to DS0 Channel System combination- per month			UNC1X	UC1CA	3.59							15.76	11.28										38.07	38.07
	Nonrecurring Currently Combined Network Elements Switch -As-Is Charge			UNC1X	UNCCC								21.75	21.75	32.28	10.96								38.07	38.07
	4-WIRE DS1 DIGITAL EXTENDED LOOP WITH DEDICATED STS-1 INTEROFFICE TRANSPORT (EEL)																								
	First DS1 Loop in STS1 Interoffice Transport Combination - Zone 1		1	UNC1X	USLXX	47.60							714.84	421.47											
	First DS1 Loop in STS1 Interoffice Transport Combination - Zone 2		2	UNC1X	USLXX	84.36							714.84	421.47											
	First DS1 Loop in STS1 Interoffice Transport Combination - Zone 3		3	UNC1X	USLXX	134.29							714.84	421.47											
	Interoffice Transport - Dedicated - STS1 combination - Per Mile Per Month			UNC3X	1L5XX	6.14																			
	Interoffice Transport - Dedicated - STS1 combination - Facility Termination			UNC3X	U1TFS	790.37							794.94	679.55										38.07	38.07
	STS1 to DS1 Channel System combination per month			UNC3X	MQ3	233.10							403.90	234.40										38.07	38.07
	DS3 Interface Unit (DS1 COCI) combination per month			UNC1X	UC1D1	16.07							13.09	9.38										38.07	38.07
	Additional DS1 Loop in STS1 Interoffice Transport Combination - Zone 1		1	UNC1X	USLXX	47.60							714.84	421.47											
	Additional DS1 Loop in STS1 Interoffice Transport Combination - Zone 2		2	UNC1X	USLXX	84.36							714.84	421.47											
	Additional DS1 Loop in STS1 Interoffice Transport Combination - Zone 3		3	UNC1X	USLXX	134.29							714.84	421.47											
	DS3 Interface Unit (DS1 COCI) combination per month			UNC1X	UC1D1	16.07							13.09	9.38										38.07	38.07

UNBUNDLED NETWORK ELEMENTS - North Carolina										Attachment: 2		Exhibit: B									
CATEGORY	RATE ELEMENTS	Interim	Zone	BCS	USOC	RATES(\$)	Svc Order Submitted Elec per LSR	Svc Order Submitted Manually per LSR	Incremental Charge - Manual Svc Order vs. Electronic-1st	Incremental Charge - Manual Svc Order vs. Electronic-Add'l	Incremental Charge - Manual Svc Order vs. Electronic-Disc 1st	Incremental Charge - Manual Svc Order vs. Electronic-Disc Add'l	OSS Rates(\$)								
													Rec	Nonrecurring		Nonrecurring Disconnect		SOMEc	SOMAN	SOMAN	SOMAN
													First	Add'l	First	Add'l	SOMEc	SOMAN	SOMAN	SOMAN	
	Channelization - DS1 to DS0 Channel System			UXTD1	MQ1	146.69							197.78	140.06						24.85	8.16
	OCU-DP COCI (data) - DS1 to DS0 Channel System - per month (2.4-64kbs)			UDL	1D1DD	2.00							13.09	9.38						24.85	8.16
	2-wire ISDN COCI (BRITE) - DS1 to DS0 Channel System - per month			UDN	UC1CA	3.59							13.09	9.38						24.85	8.16
	Voice Grade COCI - DS1 to DS0 Channel System - per month			UEA	1D1VG	1.27							13.09	9.38						24.85	8.16
	DS3 to DS1 Channel System per month			UXTD3	MQ3	233.10							403.97	234.40						24.78	7.42
	STS1 to DS1 Channel System per month			UXTS1	MQ3	233.10							403.97	234.40						38.07	38.07
	DS3 Interface Unit (DS1 COCI) used with Loop per month			USL	UC1D1	16.07							13.09	9.38						24.85	8.16
	DS3 Interface Unit (DS1 COCI) used with Local Channel per month			ULDD1	UC1D1	16.07							13.09	9.38						24.85	8.16
	DS3 Interface Unit (DS1 COCI) used with Interoffice Channel per month			U1TD1	UC1D1	16.07							13.09	9.38						24.85	8.16
																				24.85	8.16
UNBUNDLED LOCAL EXCHANGE SWITCHING(PORTS)																					
Exchange Ports																					
NOTE: Although the Port Rate includes all available features in GA, KY, LA & TN, the desired features will need to be ordered using retail USOCs																					
2-WIRE VOICE GRADE LINE PORT RATES (RES)																					
	Exchange Ports - 2-Wire Analog Line Port- Res.			UEPSR	UEPRL	2.19							21.60	21.60						26.94	12.76
	Exchange Ports - 2-Wire Analog Line Port with Caller ID - Res.			UEPSR	UEPRC	2.19							21.60	21.60						26.94	12.76
	Exchange Ports - 2-Wire Analog Line Port outgoing only - Res.			UEPSR	UEPRO	2.19							21.60	21.60						26.94	12.76
	Exchange Ports - 2-Wire VG unbundled res, low usage line port with Caller ID (LUM)			UEPSR	UEPAP	2.19							21.60	21.60						26.94	12.76
	Subsequent Activity			UEPSR	USASC	0.00							0.00	0.00						26.94	12.76
FEATURES																					
	All Available Vertical Features			UEPSR	UEPVF	3.40							0.00	0.00						26.94	12.76
2-WIRE VOICE GRADE LINE PORT RATES (BUS)																					
	Exchange Ports - 2-Wire Analog Line Port without Caller ID - Bus			UEPSB	UEPBL	2.19							21.60	21.60						26.94	12.76
	Exchange Ports - 2-Wire VG unbundled Line Port with unbundled port with Caller+E484 ID - Bus.			UEPSB	UEPBC	2.19							21.60	21.60						26.94	12.76
	Exchange Ports - 2-Wire Analog Line Port outgoing only - Bus.			UEPSB	UEPBO	2.19							21.60	21.60						26.94	12.76
	Exchange Ports - 2-Wire VG unbundled incoming only port with Caller ID - Bus			UEPSB	UEPB1	2.19							21.60	21.60						26.94	12.76
	Subsequent Activity			UEPSB	USASC	0.00							0.00	0.00							
FEATURES																					
	All Available Vertical Features			UEPSB	UEPVF	3.40							0.00	0.00						26.94	12.76
EXCHANGE PORT RATES (DID & PBX)																					
	2-Wire VG Unbundled 2-Way PBX Trunk - Res			UEPSE	UEPRD	2.18							21.60	21.60						26.94	12.76
	2-Wire VG Line Side Unbundled 2-Way PBX Trunk - Bus			UEPSP	UEPPC	2.18							21.60	21.60						26.94	12.76
	2-Wire VG Line Side Unbundled Outward PBX Trunk - Bus			UEPSP	UEPPO	2.18							21.60	21.60						26.94	12.76
	2-Wire VG Line Side Unbundled Incoming PBX Trunk - Bus			UEPSP	UEPP1	2.18							21.60	21.60						26.94	12.76
	2-Wire Analog Long Distance Terminal PBX Trunk - Bus			UEPSP	UEPLD	2.18							21.60	21.60						26.94	12.76
	2-Wire Voice Unbundled PBX LD Terminal Ports			UEPSP	UEPLD	2.18							21.60	21.60						26.94	12.76
	2-Wire Vice Unbundled 2-Way PBX Usage Port			UEPSP	UEPXA	2.18							21.60	21.60						26.94	12.76
	2-Wire Voice Unbundled PBX Toll Terminal Hotel Ports			UEPSP	UEPXB	2.18							21.60	21.60						26.94	12.76
	2-Wire Voice Unbundled PBX LD DDD Terminals Port			UEPSP	UEPXC	2.18							21.60	21.60						26.94	12.76
	2-Wire Voice Unbundled PBX LD Terminal Switchboard Port			UEPSP	UEPXD	2.18							21.60	21.60						26.94	12.76
	2-Wire Voice Unbundled PBX LD Terminal Switchboard IDD Capable Port			UEPSP	UEPXE	2.18							21.60	21.60						26.94	12.76
	2-Wire Voice Unbundled 2-Way PBX Hotel/Hospital Economy Administrative Calling Port			UEPSP	UEPXL	2.18							21.60	21.60						26.94	12.76
	2-Wire Voice Unbundled 2-Way PBX Hotel/Hospital Economy Room Calling Port			UEPSP	UEPXM	2.18							21.60	21.60						26.94	12.76
	2-Wire Voice Unbundled 1-Way Outgoing PBX Hotel/Hospital Discount Room Calling Port			UEPSP	UEPXO	2.18							21.60	21.60						26.94	12.76

UNBUNDLED NETWORK ELEMENTS - North Carolina										Attachment: 2		Exhibit: B	
CATEGORY	RATE ELEMENTS	Interim	Zone	BCS	USOC	RATES(\$)	Svc Order Submitted Elec per LSR	Svc Order Submitted Manually per LSR	Incremental Charge - Manual Svc Order vs. Electronic-1st	Incremental Charge - Manual Svc Order vs. Electronic-Add'l	Incremental Charge - Manual Svc Order vs. Electronic-Disc 1st	Incremental Charge - Manual Svc Order vs. Electronic-Disc Add'l	
													Rec
	2-Wire Voice Unbundled 1-Way Outgoing PBX Measured Port			UEPSP	UEPXS	2.18							
	Subsequent Activity			UEPSP	USASC	0.00							
	FEATURES												
	All Available Vertical Features			UEPSP UEPSE	UEPVF	3.40							
	EXCHANGE PORT RATES (COIN)												
	Exchange Ports - Coin Port					2.59							
	NOTE: Transmission/usage charges associated with POTS circuit switched usage will also apply to circuit switched voice and/or circuit switched data transmission by B-Channels associated with 2-wire ISDN ports.												
	NOTE: Access to B Channel or D Channel Packet capabilities will be available only through BFR/New Business Request Process. Rates for the packet capabilities will be determined via the Bona Fide Request/New Business Request Process.												
	UNBUNDLED LOCAL EXCHANGE SWITCHING(PORTS)												
	EXCHANGE PORT RATES												
	Exchange Ports - 2-Wire DID Port			UEPEX	UEPP2	12.36							
	Exchange Ports - DDITS Port - 4-Wire DS1 Port with DID capability			UEPDD	UEPDD	123.65							
	Exchange Ports - 2-Wire ISDN Port (See Notes below.)			UEPTX UEPSX	U1PMA	24.50							
	All Features Offered			UEPTX UEPSX	UEPVF	3.40							
	NOTE: Transmission/usage charges associated with POTS circuit switched usage will also apply to circuit switched voice and/or circuit switched data transmission by B-Channels associated with 2-wire ISDN ports.												
	NOTE: Access to B Channel or D Channel Packet capabilities will be available only through BFR/New Business Request Process. Rates for the packet capabilities will be determined via the Bona Fide Request/New Business Request Process.												
	Exchange Ports - 2-Wire ISDN Port -- Channel Profiles			UEPTX UEPSX	U1UMA	0.00							
	Exchange Ports - 4-Wire ISDN DS1 Port			UEPEX	UEPEX	179.75							
	UNBUNDLED PORT with REMOTE CALL FORWARDING CAPABILITY												
	UNBUNDLED REMOTE CALL FORWARDING SERVICE - RESIDENCE												
	Unbundled Remote Call Forwarding Service, Area Calling, Res			UEPVR	UERAC	2.19							
	Unbundled Remote Call Forwarding Service, Local Calling - Res			UEPVR	UERLC	2.19							
	Unbundled Remote Call Forwarding Service, InterLATA - Res			UEPVR	UERTE	2.19							
	Unbundled Remote Call Forwarding Service, IntraLATA - Res			UEPVR	UERTR	2.19							
	Non-Recurring												
	Unbundled Remote Call Forwarding Service - Conversion - Switch-as-is			UEPVR	USAC2								
	Unbundled Remote Call Forwarding Service - Conversion with allowed change (PIC and LPIC)			UEPVR	USACC								
	UNBUNDLED REMOTE CALL FORWARDING - Bus												
	Unbundled Remote Call Forwarding Service, Area Calling - Bus			UEPVB	UERAC	2.19							
	Unbundled Remote Call Forwarding Service, Local Calling - Bus			UEPVB	UERLC	2.19							
	Unbundled Remote Call Forwarding Service, InterLATA - Bus			UEPVB	UERTE	2.19							
	Unbundled Remote Call Forwarding Service, IntraLATA - Bus			UEPVB	UERTR	2.19							
	Unbundled Remote Call Forwarding Service Expanded and Exception Local Calling			UEPVB	UERVJ	2.19							
	Non-Recurring												
	Unbundled Remote Call Forwarding Service - Conversion - Switch-as-is			UEPVB	USAC2								
	Unbundled Remote Call Forwarding Service - Conversion with allowed change (PIC and LPIC)			UEPVB	USACC								
	UNBUNDLED LOCAL SWITCHING, PORT USAGE												
	End Office Switching (Port Usage)												
	End Office Switching Function, Per MOU					0.0015							
	End Office Trunk Port - Shared, Per MOU					0.00023							
	Tandem Switching (Port Usage) (Local or Access Tandem)												
	Tandem Switching Function Per MOU					0.0006							
	Tandem Trunk Port - Shared, Per MOU					0.0003							
	Common Transport												
	Common Transport - Per Mile, Per MOU					0.00001							
	Common Transport - Facilities Termination Per MOU					0.00034							
	UNBUNDLED PORT/LOOP COMBINATIONS - COST BASED RATES												
	Cost Based Rates are applied where BellSouth is required by FCC and/or State Commission rule to provide Unbundled Local Switching or Switch Ports.												
	Features shall apply to the Unbundled Port/Loop Combination - Cost Based Rate section in the same manner as they are applied to the Stand-Alone Unbundled Port section of this Rate Exhibit.												
	End Office and Tandem Switching Usage and Common Transport Usage rates in the Port section of this rate exhibit shall apply to all combinations of loop/port network elements except for UNE Coin Port/Loop Combinations.												

UNBUNDLED NETWORK ELEMENTS - North Carolina							Attachment: 2		Exhibit: B						
CATEGORY	RATE ELEMENTS	Interim	Zone	BCS	USOC	RATES(\$)	Svc Order Submitted Elec per LSR	Svc Order Submitted Manually per LSR	Incremental Charge - Manual Svc Order vs. Electronic-1st	Incremental Charge - Manual Svc Order vs. Electronic-Add'l	Incremental Charge - Manual Svc Order vs. Electronic-Disc 1st	Incremental Charge - Manual Svc Order vs. Electronic-Disc Add'l			
													Rec	Nonrecurring	
							First	Add'l	First	Add'l	SOME C	SOMAN	SOMAN	SOMAN	SOMAN
	All Features Offered			UEPPX	UEPVF	3.40	0.00	0.00					40.18	9.45	
	NONRECURRING CHARGES (NRCs) - CURRENTLY COMBINED														
	2-Wire Voice Grade Loop/ Line Port Combination (PBX) - Conversion - Switch-As-Is			UEPPX	USAC2		2.77	0.40					40.18	9.45	
	2-Wire Voice Grade Loop/ Line Port Combination (PBX) - Conversion - Switch with Change			UEPPX	USACC		2.77	0.40					40.18	9.45	
	2-Wire Voice Grade Loop / Line Port Combination - Conversion - Subsequent Database Update						1.42						10.27		
	ADDITIONAL NRCs														
	2-Wire Voice Grade Loop/ Line Port Combination (PBX) - Subsequent Activity			UEPPX	USAS2	0.00	0.00	0.00					40.18	9.45	
	2-WIRE VOICE GRADE LOOP WITH 2-WIRE ANALOG LINE COIN PORT														
	UNE Port/Loop Combination Rates														
	2-Wire VG Coin Port/Loop Combo - Zone 1		1			13.03									
	2-Wire VG Coin Port/Loop Combo - Zone 2		2			21.33									
	2-Wire VG Coin Port/Loop Combo - Zone 3		3			32.61									
	UNE Loop Rates														
	2-Wire Voice Grade Loop (SL1) - Zone 1		1	UEPCO	UEPLX	10.75									
	2-Wire Voice Grade Loop (SL1) - Zone 2		2	UEPCO	UEPLX	19.05									
	2-Wire Voice Grade Loop (SL1) - Zone 3		3	UEPCO	UEPLX	30.33									
	2-Wire Voice Grade Line Ports (COIN)														
	2-Wire Coin 2-Way without Operator Screening and without Blocking (NC)			UEPCO	UEPND	2.28	90.00	90.00					40.18	9.45	
	2-Wire Coin 2-Way with Operator Screening (NC)			UEPCO	UEPNC	2.28	90.00	90.00					40.18	9.45	
	2-Wire Coin 2-Way with Operator Screening and Blocking: 011, 900/976, 1+DDD (NC, TN)			UEPCO	UEPRP	2.28	90.00	90.00					40.18	9.45	
	2-Wire Coin 2-Way with Operator Screening and 011 Blocking (NC)			UEPCO	UEPNB	2.28	90.00	90.00					40.18	9.45	
	2-Wire Coin 2-Way with Operator Screening: 900 Blocking: 900/976, 1+DDD, 011+, and Local (NC, TN)			UEPCO	UEPCA	2.28	90.00	90.00					40.18	9.45	
	2-Wire Coin Outward with Operator Screening and 011 Blocking (NC)			UEPCO	UEPNE	2.28	90.00	90.00					40.18	9.45	
	2-Wire Coin Outward with Operator Screening and Blocking: 900/976, 1+DDD, 011+, and Local (NC)			UEPCO	UEPCL	2.28	90.00	90.00					40.18	9.45	
	2-Wire 2-Way Smartline with 900/976 (all states except LA)			UEPCO	UEPCK	2.28	90.00	90.00					40.18	9.45	
	2-Wire Coin Outward Smartline with 900/976 (all states except LA)			UEPCO	UEPCR	2.28	90.00	90.00					40.18	9.45	
	ADDITIONAL UNE COIN PORT/LOOP (RC)														
	UNE Coin Port/Loop Combo Usage (Flat Rate)			UEPCO	URECU	3.70	90.00	90.00					40.18	9.45	
	LOCAL NUMBER PORTABILITY														
	Local Number Portability (1 per port)			UEPCO	LNPCX	0.35									
	NONRECURRING CHARGES - CURRENTLY COMBINED														
	2-Wire Voice Grade Loop / Line Port Combination - Conversion - Switch-as-is			UEPCO	USAC2		2.77	0.40					40.18	9.45	
	2-Wire Voice Grade Loop / Line Port Combination - Conversion - Switch with change			UEPCO	USACC		2.77	0.40					40.18	9.45	
	2-Wire Voice Grade Loop / Line Port Combination - Conversion - Subsequent Database Update						1.42								
	ADDITIONAL NRCs														
	2-Wire Voice Grade Loop/Line Port Combination - Subsequent Activity			UEPCO	USAS2		0.00	0.00					40.18	9.45	
	2-WIRE VOICE LOOP/ 2WIRE VOICE GRADE IO TRANSPORT/ 2-WIRE LINE PORT (RES)														
	2-WIRE VOICE LOOP/ 2WIRE VOICE GRADE IO TRANSPORT/ 2-WIRE LINE PORT (BUS)														
	2-Wire voice unbundled port with Caller + E484 ID - bus			UEPFB	UEPBC	2.19	225.00	225.00					40.18	9.45	
	UNBUNDLED PORT/LOOP COMBINATIONS - COST BASED RATES														
	2-WIRE VOICE GRADE LOOP- BUS ONLY - WITH 2-WIRE DID TRUNK PORT														
	UNE Port/Loop Combination Rates														
	2-Wire VG Loop/2-Wire DID Trunk Port Combo - UNE Zone 1		1			20.97									
	2-Wire VG Loop/2-Wire DID Trunk Port Combo - UNE Zone 2		2			27.80									

UNBUNDLED NETWORK ELEMENTS - North Carolina										Attachment: 2		Exhibit: B																
CATEGORY	RATE ELEMENTS	Interim	Zone	BCS	USOC	RATES(\$)	Svc Order Submitted Elec per LSR	Svc Order Submitted Manually per LSR	Incremental Charge - Manual Svc Order vs. Electronic-1st	Incremental Charge - Manual Svc Order vs. Electronic-Add'l	Incremental Charge - Manual Svc Order vs. Electronic-Disc 1st	Incremental Charge - Manual Svc Order vs. Electronic-Disc Add'l	OSS Rates(\$)															
													Rec	Nonrecurring First	Nonrecurring Add'l	Nonrecurring Disconnect First	Nonrecurring Disconnect Add'l	SOMEc	SOMAN	SOMAN	SOMAN	SOMAN	SOMAN					
ADDITIONAL NRCs																												
	4-Wire DS1 Loop / 4-Wire DDITS Trunk Port - Subsequent Service Activity Per Service Order			UEPDC	USAS4				127.63	127.63																		
	4-Wire DS1 Loop / 4-Wire DDITS Trunk Port - NRC - Subsequent Channel Activation/Chan - 2-Way Trunk			UEPDC	UDTTA				28.81	28.81																		
	4-Wire DS1 Loop / 4-Wire DDITS Trunk Port - Subsequent Channel Activation/Chan - 1-Way Outward Trunk			UEPDC	UDTTB				28.81	28.81																		
	4-Wire DS1 Loop / 4-Wire DDITS Trunk Port - Subsqnt Channel Activation/Chan Inward Trunk w/out DID			UEPDC	UDTTC				28.81	28.81			19.99	19.99														
	4-Wire DS1 Loop / 4-Wire DDITS Trunk Port - Subsqnt Chan Activation Per Chan - Inward Trunk with DID			UEPDC	UDTTD				28.81	28.81			19.99	19.99														
	4-Wire DS1 Loop / 4-Wire DDITS Trunk Port - Subsqnt Chan Activation / Chan - 2-Way DID w User Trans			UEPDC	UDTTE				28.81	28.81																		
BIPOLAR 8 ZERO SUBSTITUTION																												
	B8ZS - Superframe Format			UEPDC	CCOSF				0.00	615.00																		
	B8ZS - Extended Superframe Format			UEPDC	CCOEF				0.00	615.00																		
Alternate Mark Inversion																												
	AMI - Superframe Format			UEPDC	MCOSF				0.00	0.00																		
	AMI - Extended SuperFrame Format			UEPDC	MCOPO				0.00	0.00																		
Telephone Number/Trunk Group Establishment Charges																												
	Telephone Number for 2-Way Trunk Group			UEPDC	UDTGX		0.00						19.99	19.99														
	Telephone Number for 1-Way Outward Trunk Group			UEPDC	UDTGY		0.00						19.99	19.99														
	Telephone Number for 1-Way Inward Trunk Group Without DID			UEPDC	UDTGZ		0.00						19.99	19.99														
	DID Numbers, Establish Trunk Group and Provide First Group of 20 DID Numbers			UEPDC	NDZ		0.00	0.00	0.00																			
	DID Numbers for each Group of 20 DID Numbers			UEPDC	ND4		0.00																					
	DID Numbers, Non- consecutive DID Numbers , Per Number			UEPDC	ND5		0.00																					
	Reserve Non-Consecutive DID Nos.			UEPDC	ND6		0.00	0.00	0.00																			
	Reserve DID Numbers			UEPDC	NDV		0.00	0.00	0.00																			
Dedicated DS1 (Interoffice Channel Mileage) - FX/FCO for 4-Wire DS1 Digital Loop with 4-Wire DDITS Trunk Port																												
	Interoffice Channel Mileage - Fixed rate 0-8 miles (Facilities Termination)			UEPDC	1LNO1		71.29	217.17	163.75	0.00	0.00			19.99	19.99													
	Interoffice Channel Mileage - Additional rate per mile - 0-8 miles			UEPDC	1LNOA		0.5753	0.00	0.00																			
	Interoffice Channel Mileage - Fixed rate 9-25 miles (Facilities Termination)			UEPDC	1LNO2		0.00	0.00	0.00																			
	Interoffice Channel Mileage - Additional rate per mile - 9-25 miles			UEPDC	1LNOB		0.5753	0.00	0.00																			
	Interoffice Channel Mileage - Fixed rate 25+ miles (Facilities Termination)			UEPDC	1LNO3		0.00	0.00	0.00	0.00																		
	Interoffice Channel Mileage - Additional rate per mile - 25+ miles			UEPDC	1LNOC		0.5753	0.00	0.00																			
	Local Number Portability, per DS0 Activated			UEPDC	LNPCP		3.15	0.00	0.00	0.00																		
	Central Office Terminating Point			UEPDC	CTG		0.00																					
4-WIRE DS1 LOOP WITH CHANNELIZATION WITH PORT																												
System is 1 DS1 Loop, 1 D4 Channel Bank, and up to 24 Feature Activations																												
Each System can have up to 24 combinations of rates depending on type and number of ports used																												
UNE DS1 Loop																												
	4-Wire DS1 Loop - UNE Zone 1		1	UEPMG	USLDC		47.54	0.00	0.00																			
	4-Wire DS1 Loop - UNE Zone 2		2	UEPMG	USLDC		84.27	0.00	0.00																			
	4-Wire DS1 Loop - UNE Zone 3		3	UEPMG	USLDC		134.14	0.00	0.00																			
UNE DSO Channelization Capacities (D4 Channel Bank Configurations)																												
	24 DSO Channel Capacity - 1 per DS1			UEPMG	VUM24		123.06	0.00	0.00				19.99	19.99														
	48 DSO Channel Capacity - 1 per 2 DS1s			UEPMG	VUM48		246.12	0.00	0.00				19.99	19.99														
	96 DSO Channel Capacity -1per 4 DS1s			UEPMG	VUM96		492.24	0.00	0.00				19.99	19.99														
	144 DSO Channel Capacity - 1 per 6 DS1s			UEPMG	VUM144		738.36	0.00	0.00				19.99	19.99														
	192 DSO Channel Capacity -1 per 8 DS1s			UEPMG	VUM192		984.48	0.00	0.00				19.99	19.99														
	240 DSO Channel Capacity - 1 per 10 DS1s			UEPMG	VUM240		1,230.60	0.00	0.00				19.99	19.99														
	288 DSO Channel Capacity - 1 per 12 DS1s			UEPMG	VUM288		1,476.72	0.00	0.00				19.99	19.99														

UNBUNDLED NETWORK ELEMENTS - North Carolina										Attachment: 2		Exhibit: B				
CATEGORY	RATE ELEMENTS	Interim	Zone	BCS	USOC	RATES(\$)	Svc Order Submitted Elec per LSR	Svc Order Submitted Manually per LSR	Incremental Charge - Manual Svc Order vs. Electronic-1st	Incremental Charge - Manual Svc Order vs. Electronic-Add'l	Incremental Charge - Manual Svc Order vs. Electronic-Disc 1st	Incremental Charge - Manual Svc Order vs. Electronic-Disc Add'l	OSS Rates(\$)			
													Rec	Nonrecurring		Nonrecurring Disconnect
							First	Add'l	First	Add'l						
	384 DS0 Channel Capacity - 1 per 16 DS1s			UEPMG	VUM38	1,968.96	0.00	0.00					19.99	19.99		
	480 DS0 Channel Capacity - 1 per 20 DS1s			UEPMG	VUM40	2,461.20	0.00	0.00					19.99	19.99		
	576 DS0 Channel Capacity - 1 per 24 DS1s			UEPMG	VUM57	2,953.44	0.00	0.00					19.99	19.99		
	672 DS0 Channel Capacity - 1 per 28 DS1s			UEPMG	VUM67	3,445.68	0.00	0.00					19.99	19.99		
Non-Recurring Charges (NRC) Associated with 4-Wire DS1 Loop with Channelization with Port - Conversion Charge Based on a System																
A Minimum System configuration is One (1) DS1, One (1) D4 Channel Bank, and Up To 24 DSO Ports with Feature Activations.																
Multiples of this configuration functioning as one are considered Add'l after the minimum system configuration is counted.																
	NRC - Conversion (Currently Combined) with or without BellSouth Allowed Changes			UEPMG	USAC4	0.00	330.61	16.64					19.99	19.99		
System Additions at End User Locations Where 4-Wire DS1 Loop with Channelization with Port Combination Currently Exists and New (Not Currently Combined) in GA, KY, LA, MS & TN Only																
	1 DS1/D4 Channel Bank - Add NRC for each Port and Assoc Fea Activation - New GA, LA, KY, MS, & TN Only			UEPMG	VUMD4	0.00	743.74	326.22	149.02	17.68			19.99	19.99		
Bipolar 8 Zero Substitution																
	Clear Channel Capability Format, superframe - Subsequent Activity Only			UEPMG	CCOSF	0.00	0.00	615.00								
	Clear Channel Capability Format - Extended Superframe - Subsequent Activity Only			UEPMG	CCOEF	0.00	0.00	615.00								
Alternate Mark Inversion (AMI)																
	Superframe Format			UEPMG	MCOSF	0.00	0.00	0.00								
	Extended Superframe Format			UEPMG	MCOPO	0.00	0.00	0.00								
Exchange Ports Associated with 4-Wire DS1 Loop with Channelization with Port Exchange Ports																
	Line Side Combination Channelized PBX Trunk Port - Business			UEPPX	UEPCX	2.28	0.00	0.00	0.00	0.00			40.18	9.45		
	Line Side Outward Channelized PBX Trunk Port - Business			UEPPX	UEPOX	2.28	0.00	0.00	0.00	0.00			40.18	9.45		
	Line Side Inward Only Channelized PBX Trunk Port without DID			UEPPX	UEP1X	2.28	0.00	0.00	0.00	0.00			40.18	9.45		
	2-Wire Trunk Side Unbundled Channelized DID Trunk Port			UEPPX	UEPDM	13.26	0.00	0.00	0.00	0.00			40.18	9.45		
Feature Activations - Unbundled Loop Concentration																
	Feature (Service) Activation for each Line Side Port Terminated in D4 Bank			UEPPX	1PQWM	0.65	25.27	13.34	4.15	4.12			40.18	9.45		
	Feature (Service) Activation for each Trunk Side Port Terminated in D4 Bank			UEPPX	1PQWU	0.65	77.75	18.33	58.74	11.48			40.18	9.45		
Telephone Number/ Group Establishment Charges for DID Service																
	DID Trunk Termination (1 per Port)			UEPPX	NDT	0.00	0.00	0.00								
	Estab Trk Grp and Provide 1st 20 DID Nos. (FL,GA, NC,& SC)			UEPPX	NDZ	0.00	0.00	0.00								
	DID Numbers - groups of 20 - Valid all States			UEPPX	ND4	0.00	0.00	0.00								
	Non-Consecutive DID Numbers - per number			UEPPX	ND5	0.00	0.00	0.00								
	Reserve Non-Consecutive DID Numbers			UEPPX	ND6	0.00	0.00	0.00								
	Reserve DID Numbers			UEPPX	NDV	0.00	0.00	0.00								
Local Number Portability																
	Local Number Portability - 1 per port			UEPPX	LNPCP	3.15	0.00	0.00								
FEATURES - Vertical and Optional																
Local Switching Features Offered with Line Side Ports Only																
	All Features Available			UEPPX	UEPVF	3.40	0.00	0.00					40.18	9.45		
UNBUNDLED PORT LOOP COMBINATIONS - MARKET RATES																
Market Rates shall apply where BellSouth is not required to provide unbundled local switching or switch ports per FCC and/or State Commission rules.																
These scenarios include:																
1. Unbundled port/loop combinations that are Not Currently Combined in Alabama, Florida and North Carolina.																
2. Unbundled port/loop combinations that are Currently Combined or Not Currently Combined in Zone 1 of the Top 8 MSAs in BellSouth's region for end users with 4 or more DS0 equivalent lines.																
The Top 8 MSAs in BellSouth's region are: FL (Orlando, Ft. Lauderdale, Miami); GA (Atlanta); LA (New Orleans); NC (Greensboro-Winston Salem-Highpoint/Charlotte-Gastonia-Rock Hill); TN (Nashville).																
BellSouth currently is developing the billing capability to mechanically bill the recurring and non-recurring Market Rates in this section except for nonrecurring charges for not currently combined in AL, FL and NC. In the interim where BellSouth cannot bill Market Rates, BellSouth shall bill the rates in the Cost-Based section preceding in lieu of the Market Rates and reserves the right to true-up the billing difference.																
The Market Rate for unbundled ports includes all available features in all states.																
End Office and Tandem Switching Usage and Common Transport Usage rates in the Port section of this rate exhibit shall apply to all combinations of loop/port network elements except for UNE Coin Port/Loop Combinations which have a flat rate usage charge (USOC: URECU).																
For Not Currently Combined scenarios where Market Rates apply, the Nonrecurring charges are listed in the First and Additional NRC columns for each Port USOC. For Currently Combined scenarios, the Nonrecurring charges are listed in the NRC - Currently Combined section. Additional NRCs may apply also and are categorized accordingly.																

UNBUNDLED NETWORK ELEMENTS - North Carolina										Attachment: 2		Exhibit: B	
CATEGORY	RATE ELEMENTS	Interim	Zone	BCS	USOC	RATES(\$)	Svc Order Submitted Elec per LSR	Svc Order Submitted Manually per LSR	Incremental Charge - Manual Svc Order vs. Electronic-1st	Incremental Charge - Manual Svc Order vs. Electronic-Add'l	Incremental Charge - Manual Svc Order vs. Electronic-Disc 1st	Incremental Charge - Manual Svc Order vs. Electronic-Disc Add'l	
													Rec
	2-Wire Coin 2-Way with Operator Screening and 011 Blocking (NC)			UEPCO	UEPNB	14.00						40.18	9.45
	2-Wire Coin 2-Way with Operator Screening and Blocking: 900/976, 1+DDD, 011+, and Local (NC, TN)			UEPCO	UEPCA	14.00						40.18	9.45
	2-Wire Coin Outward with Operator Screening and 011 Blocking (NC)			UEPCO	UEPNE	14.00						40.18	9.45
	2-Wire Coin Outward with Operator Screening and Blocking: 900/976, 1+DDD, 011+, and Local (NC)			UEPCO	UEPCL	14.00						40.18	9.45
	LOCAL NUMBER PORTABILITY												
	Local Number Portability (1 per port)			UEPCO	LNPCX	0.35							
	NONRECURRING CHARGES - CURRENTLY COMBINED												
	2-Wire Voice Grade Loop/ Line Port Combination - Switch-As-Is			UEPCO	USAC2							40.18	9.45
	2-Wire Voice Grade Loop/ Line Port Combination - Switch with Change			UEPCO	USACC							40.18	9.45
	ADDITIONAL NRCs												
	2-Wire Voice Grade Loop/ Line Port Combination - Subsequent			UEPCO	USAS2							40.18	9.45
	UNBUNDLED PORT/LOOP COMBINATIONS - MARKET BASED RATES												
	2-WIRE VOICE GRADE LOOP- BUS ONLY - WITH 2-WIRE DID TRUNK PORT												
	UNE Port/Loop Combination Rates												
	2-Wire VG Loop/2-Wire DID Trunk Port Combo - UNE Zone 1		1			60.85							
	2-Wire VG Loop/2-Wire DID Trunk Port Combo - UNE Zone 2		2			67.68							
	2-Wire VG Loop/2-Wire DID Trunk Port Combo - UNE Zone 3		3			77.96							
	2-Wire VG Loop/2-Wire DID Trunk Port Combo - UNE Zone 4		4										
	UNE Loop Rates												
	2-Wire Analog Voice Grade Loop - (SL2) - UNE Zone 1		1	UEPPX	UECD1	8.85							
	2-Wire Analog Voice Grade Loop - (SL2) - UNE Zone 2		2	UEPPX	UECD1	15.68							
	2-Wire Analog Voice Grade Loop - (SL2) - UNE Zone 3		3	UEPPX	UECD1	25.96							
	UNE Port Rate												
	Exchange Ports - 2-Wire DID Port			UEPPX	UEPD1	52.00						40.18	9.45
	NONRECURRING CHARGES - CURRENTLY COMBINED												
	2-Wire Voice Grade Loop / 2-Wire DID Trunk Port Combination - Switch-As-Is Top 8 MSAs only			UEPPX	USAC1							53.89	11.34
	2-Wire Voice Grade Loop / 2-Wire DID Trunk Port Conversion with BellSouth Allowable Changes Top 8 MSAs only			UEPPX	USA1C							53.89	11.34
	ADDITIONAL NRCs												
	2-Wire DID Subsequent Activity - Add Trunks, Per Trunk			UEPPX	USAS1							40.18	9.45
	Telephone Number/Trunk Group Establishment Charges												
	DID Trunk Termination (One Per Port)			UEPPX	NDT	0.00						0.00	
	DID Numbers, Establish Trunk Group and Provide First Group of 20 DID Numbers			UEPPX	NDZ	0.00						0.00	
	Additional DID Numbers for each Group of 20 DID Numbers			UEPPX	ND4	0.00						0.00	
	DID Numbers, Non- consecutive DID Numbers , Per Number			UEPPX	ND5	0.00						0.00	
	Reserve Non-Consecutive DID numbers			UEPPX	ND6	0.00						0.00	
	Reserve DID Numbers			UEPPX	NDV	0.00						0.00	
	LOCAL NUMBER PORTABILITY												
	Local Number Portability (1 per port)			UEPPX	LNPCP	3.15						0.00	
	2-WIRE ISDN DIGITAL GRADE LOOP WITH 2-WIRE ISDN DIGITAL LINE SIDE PORT												
	UNE Port/Loop Combination Rates												
	2W ISDN Digital Grade Loop/2W ISDN Digital Line Side Port - UNE Zone 1		1	UEPPB	UEPPR	79.47							
	2W ISDN Digital Grade Loop/2W ISDN Digital Line Side Port - UNE Zone 2		2	UEPPB	UEPPR	90.64							
	2W ISDN Digital Grade Loop/2W ISDN Digital Line Side Port - UNE Zone 3		3	UEPPB	UEPPR	105.81							
	UNE Loop Rates												
	2-Wire ISDN Digital Grade Loop - UNE Zone 1		1	UEPPB	UEPPR	USL2X	14.47						

UNBUNDLED NETWORK ELEMENTS - North Carolina							Attachment: 2		Exhibit: B							
CATEGORY	RATE ELEMENTS	Interim	Zone	BCS	USOC	RATES(\$)	Svc Order Submitted Elec per LSR	Svc Order Submitted Manually per LSR	Incremental Charge - Manual Svc Order vs. Electronic-1st	Incremental Charge - Manual Svc Order vs. Electronic-Add'l	Incremental Charge - Manual Svc Order vs. Electronic-Disc 1st	Incremental Charge - Manual Svc Order vs. Electronic-Disc Add'l				
													Rec	Nonrecurring		Nonrecurring Disconnect
							First	Add'l	First	Add'l	SOME C	SOMAN	SOMAN	SOMAN	SOMAN	SOMAN
	Feature (Service) Activation for each Trunk Side Port Terminated in D4 Bank			UEPPX	1PQWU	0.65	110.00	30.00	75.00	15.00			40.18	9.45		
Telephone Number/ Group Establishment Charges for DID Service																
	DID Trunk Termination (1 per Port)			UEPPX	NDT	0.00	0.00	0.00								
	Estab Trk Grp and Provide 1st 20 DID Nos. (FL,GA, NC,& SC)			UEPPX	NDZ	0.00	0.00	0.00								
	DID Numbers - groups of 20 - Valid all States			UEPPX	ND4	0.00	0.00	0.00								
	Non-Consecutive DID Numbers - per number			UEPPX	ND5	0.00	0.00	0.00								
	Reserve Non-Consecutive DID Numbers			UEPPX	ND6	0.00	0.00	0.00								
	Reserve DID Numbers			UEPPX	NDV	0.00	0.00	0.00								
Local Number Portability																
	Local Number Portability - 1 per port			UEPPX	LNPCP	3.15	0.00	0.00								
FEATURES - Vertical and Optional																
Local Switching Features Offered with Line Side Ports Only																
	All Features Available			UEPPX	UEPVF	3.40	0.00	0.00					40.18	9.45		
UNBUNDLED CENTREX PORT/LOOP COMBINATIONS - COST BASED RATES																
1. Cost Based Rates are applied where BellSouth is required by FCC and/or State Commission rule to provide Unbundled Local Switching or Switch Ports.																
2. Features shall apply to the Unbundled Port/Loop Combination - Cost Based Rate section in the same manner as they are applied to the Stand-Alone Unbundled Port section of this Rate Exhibit.																
3. End Office and Tandem Switching Usage and Common Transport Usage rates in the Port section of this rate exhibit shall apply to all combinations of loop/port network elements except for UNE Coin Port/Loop Combinations.																
For Georgia, Kentucky, Louisiana, Mississippi and Tennessee, the recurring UNE Port and Loop charges listed apply to Currently Combined and Not Currently Combined Combos. The first and additional Port nonrecurring charges apply to Not Currently Combined Combos for all states. In GA, KY, LA, MS and TN these nonrecurring charges are commission ordered cost based rates and in AL, FL, NC and SC these nonrecurring charges are Market Rates and are listed in the Market Rate section. For Currently Combined Combos in all other states, the nonrecurring charges shall be those identified in the Nonrecurring - Currently Combined sections.																
5. Market Rates for Unbundled Centrex Port/Loop Combination will be negotiated on an Individual Case Basis, until further notice.																
UNE-P CENTREX - 5ESS (Valid in All States)																
2-Wire VG Loop/2-Wire Voice Grade Port (Centrex) Combo																
UNE Port/Loop Combination Rates (Non-Design)																
	2-Wire VG Loop/2-Wire Voice Grade Port (Centrex) Port Combo - Non-Design		1	UEP95		13.03										
	2-Wire VG Loop/2-Wire Voice Grade Port (Centrex)Port Combo - Non-Design		2	UEP95		21.33										
	2-Wire VG Loop/2-Wire Voice Grade Port (Centrex)Port Combo - Non-Design		3	UEP95		32.61										
UNE Port/Loop Combination Rates (Design)																
	2-Wire VG Loop/2-Wire Voice Grade Port (Centrex) Port Combo - Design		1	UEP95		17.25										
	2-Wire VG Loop/2-Wire Voice Grade Port (Centrex)Port Combo - Design		2	UEP95		28.21										
	2-Wire VG Loop/2-Wire Voice Grade Port (Centrex)Port Combo - Design		3	UEP95		43.09										
UNE Loop Rate																
	2-Wire Voice Grade Loop (SL 1) - Zone 1		1	UEP95	UECS1	10.75										
	2-Wire Voice Grade Loop (SL 1) - Zone 2		2	UEP95	UECS1	19.05										
	2-Wire Voice Grade Loop (SL 1) - Zone 3		3	UEP95	UECS1	30.33										
	2-Wire Voice Grade Loop (SL 2) - Zone 1		1	UEP95	UECS2	14.97										
	2-Wire Voice Grade Loop (SL 2) - Zone 2		2	UEP95	UECS2	25.93										
	2-Wire Voice Grade Loop (SL 2) - Zone 3		3	UEP95	UECS2	40.81										
UNE Port Rate																
All States																
	2-Wire Voice Grade Port (Centrex) Basic Local Area			UEP95	UEPYA	2.28							40.18	9.45		
	2-Wire Voice Grade Port (Centrex 800 termination)			UEP95	UEPYB	2.28							40.18	9.45		
	2-Wire Voice Grade Port (Centrex with Caller ID)1Basic Local Area			UEP95	UEPYH	2.28							40.18	9.45		
	2-Wire Voice Grade Port (Centrex from diff Serving Wire Center)2 Basic Local Area			UEP95	UEPYM	2.28							40.18	9.45		
	2-Wire Voice Grade Port, Diff Serving Wire Center - 800 Service Term - Basic Local Area			UEP95	UEPYZ	2.28							40.18	9.45		
	2-Wire Voice Grade Port terminated in on Megalink or equivalent - Basic Local Area			UEP95	UEPY9	2.28							40.18	9.45		
	2-Wire Voice Grade Port Terminated on 800 Service Term - Basic Local Area			UEP95	UEPY2	2.28							40.18	9.45		

UNBUNDLED NETWORK ELEMENTS - North Carolina										Attachment: 2		Exhibit: B												
CATEGORY	RATE ELEMENTS	Interim	Zone	BCS	USOC	RATES(\$)	Svc Order Submitted Elec per LSR	Svc Order Submitted Manually per LSR	Incremental Charge - Manual Svc Order vs. Electronic-1st	Incremental Charge - Manual Svc Order vs. Electronic-Add'l	Incremental Charge - Manual Svc Order vs. Electronic-Disc 1st	Incremental Charge - Manual Svc Order vs. Electronic-Disc Add'l												
													Rec	Nonrecurring		Nonrecurring Disconnect		OSS Rates(\$)						
							First	Add'l	First	Add'l	SOMEK	SOMAN	SOMAN	SOMAN	SOMAN	SOMAN								
NC Only																								
	2-Wire Voice Grade Port (Centrex)			UEP95	UEPUA	2.28							40.18	9.45										
	2-Wire Voice Grade Port (Centrex 800 termination)			UEP95	UEPUB	2.28							40.18	9.45										
	2-Wire Voice Grade Port (Centrex with Caller ID)1			UEP95	UEPUH	2.28							40.18	9.45										
	2-Wire Voice Grade Port (Centrex from diff Serving Wire Center)2			UEP95	UEPUM	2.28							40.18	9.45										
	2-Wire Voice Grade Port, Diff Serving Wire Center - 800 Service Term			UEP95	UEPUZ	2.28							40.18	9.45										
	2-Wire Voice Grade Port terminated in on Megalink or equivalent			UEP95	UEPU9	2.28							40.18	9.45										
	2-Wire Voice Grade Port Terminated on 800 Service Term			UEP95	UEPU2	2.28							40.18	9.45										
Local Switching																								
	Centrex Intercom Funtionality, per port			UEP95	URECS	0.903																		
Local Number Portability																								
	Local Number Portability (1 per port)			UEP95	LNPC	0.35																		
Features																								
	All Standard Features Offered, per port			UEP95	UEPVF	3.40																		
	All Select Features Offered, per port			UEP95	UEPVS	0.00	457.83																	
	All Centrex Control Features Offered, per port			UEP95	UEPVC	3.40																		
NARS																								
	Unbundled Network Access Register - Combination			UEP95	UARCX	0.00	0.00	0.00					40.18	9.45										
	Unbundled Network Access Register - Indial			UEP95	UARIX	0.00	0.00	0.00					40.18	9.45										
	Unbundled Network Access Register - Outdial			UEP95	UAROY	0.00	0.00	0.00					40.18	9.45										
Miscellaneous Terminations																								
2-Wire Trunk Side																								
	Trunk Side Terminations, each			UEP95	CEND6	12.36																		
4-Wire Digital (1.544 Megabits)																								
	DS1 Circuit Terminations, each			UEP95	M1HD1	123.65							40.18	9.45										
	DS0 Channels Activated, each			UEP95	M1HDO	0.00	28.81						40.18	9.45										
Interoffice Channel Mileage - 2-Wire																								
	Interoffice Channel Facilities Termination			UEP95	MIGBC	18.00																		
	Interoffice Channel mileage, per mile or fraction of mile			UEP95	MIGBM	0.0282																		
Feature Activations (DS0) Centrex Loops on Channelized DS1 Service																								
D4 Channel Bank Feature Activations																								
	Feature Activation on D-4 Channel Bank Centrex Loop Slot			UEP95	1PQWS	0.65																		
	Feature Activation on D-4 Channel Bank FX line Side Loop Slot			UEP95	1PQW6	0.65																		
	Feature Activation on D-4 Channel Bank FX Trunk Side Loop Slot			UEP95	1PQW7	0.65																		
	Feature Activation on D-4 Channel Bank Centrex Loop Slot - Different Wire Center			UEP95	1PQWP	0.65																		
	Feature Activation on D-4 Channel Bank Private Line Loop Slot			UEP95	1PQWV	0.65																		
	Feature Activation on D-4 Channel Bank Tjie Line/Trunk Loop Slot			UEP95	1PQWQ	0.65																		
	Feature Activation on D-4 Channel Bank WATS Loop Slot			UEP95	1PQWA	0.65																		
Non-Recurring Charges (NRC) Associated with UNE-P Centrex																								
	NRC Conversion Currently Combined Switch-As-Is with allowed changes, per port			UEP95	USAC2		2.77	0.40					40.18	9.45										
	New Centrex Standard Common Block			UEP95	M1ACS	0.00	695.11						40.18	9.45										
	New Centrex Customized Common Block			UEP95	M1ACC	0.00	695.11						40.18	9.45										
	NAR Establishment Charge, Per Occasion			UEP95	URECA	0.00	72.73						40.18	9.45										
UNE-P CENTREX - DMS100 (Valid in All States)																								
2-Wire VG Loop/2-Wire Voice Grade Port (Centrex) Combo																								
UNE Port/Loop Combination Rates (Non-Design)																								
	2-Wire VG Loop/2-Wire Voice Grade Port (Centrex) Port Combo - Non-Design		1	UEP9D		13.03																		
	2-Wire VG Loop/2-Wire Voice Grade Port (Centrex)Port Combo - Non-Design		2	UEP9D		21.33																		

UNBUNDLED NETWORK ELEMENTS - North Carolina										Attachment: 2		Exhibit: B						
CATEGORY	RATE ELEMENTS	Interim	Zone	BCS	USOC	RATES(\$)	Svc Order Submitted Elec per LSR	Svc Order Submitted Manually per LSR	Incremental Charge - Manual Svc Order vs. Electronic-1st	Incremental Charge - Manual Svc Order vs. Electronic-Add'l	Incremental Charge - Manual Svc Order vs. Electronic-Disc 1st	Incremental Charge - Manual Svc Order vs. Electronic-Disc Add'l						
													Rec	Nonrecurring		Nonrecurring Disconnect		OSS Rates(\$)
							First	Add'l	First	Add'l	SOME C	SOMAN	SOMAN	SOMAN	SOMAN	SOMAN		
	2-Wire VG Loop/2-Wire Voice Grade Port (Centrex)Port Combo - Non-Design		3	UEP9D		32.61												
UNE Port/Loop Combination Rates (Design)																		
	2-Wire VG Loop/2-Wire Voice Grade Port (Centrex) Port Combo - Design		1	UEP9D		17.25												
	2-Wire VG Loop/2-Wire Voice Grade Port (Centrex)Port Combo - Design		2	UEP9D		28.21												
	2-Wire VG Loop/2-Wire Voice Grade Port (Centrex)Port Combo - Design		3	UEP9D		43.09												
UNE Loop Rate																		
	2-Wire Voice Grade Loop (SL 1) - Zone 1		1	UEP9D	UECS1	10.75												
	2-Wire Voice Grade Loop (SL 1) - Zone 2		2	UEP9D	UECS1	19.05												
	2-Wire Voice Grade Loop (SL 1) - Zone 3		3	UEP9D	UECS1	30.33												
	2-Wire Voice Grade Loop (SL 2) - Zone 1		1	UEP9D	UECS2	14.97												
	2-Wire Voice Grade Loop (SL 2) - Zone 2		2	UEP9D	UECS2	25.93												
	2-Wire Voice Grade Loop (SL 2) - Zone 3		3	UEP9D	UECS2	40.81												
UNE Port Rate																		
ALL STATES																		
	2-Wire Voice Grade Port (Centrex) Basic Local Area			UEP9D	UEPYA	2.28						40.18	9.45					
	2-Wire Voice Grade Port (Centrex 800 termination)Basic Local Area			UEP9D	UEPYB	2.28						40.18	9.45					
	2-Wire Voice Grade Port (Centrex / EBS-PSET)3Basic Local Area			UEP9D	UEPYC	2.28						40.18	9.45					
	2-Wire Voice Grade Port (Centrex / EBS-M5009)3Basic Local Area			UEP9D	UEPYD	2.28						40.18	9.45					
	2-Wire Voice Grade Port (Centrex / EBS-M5209)3 Basic Local Area			UEP9D	UEPYE	2.28						40.18	9.45					
	2-Wire Voice Grade Port (Centrex / EBS-M5112)3 Basic Local Area			UEP9D	UEPYF	2.28						40.18	9.45					
	2-Wire Voice Grade Port (Centrex / EBS-M5312)3Basic Local Area			UEP9D	UEPYG	2.28						40.18	9.45					
	2-Wire Voice Grade Port (Centrex / EBS-M5008)3 Basic Local Area			UEP9D	UEPYT	2.28						40.18	9.45					
	2-Wire Voice Grade Port (Centrex / EBS-M5208)3 Basic Local Area			UEP9D	UEPYU	2.28						40.18	9.45					
	2-Wire Voice Grade Port (Centrex / EBS-M5216)3 Basic Local Area			UEP9D	UEPYV	2.28						40.18	9.45					
	2-Wire Voice Grade Port (Centrex / EBS-M5316)3 Basic Local Area			UEP9D	UEPY3	2.28						40.18	9.45					
	2-Wire Voice Grade Port (Centrex with Caller ID) Basic Local Area			UEP9D	UEPYH	2.28						40.18	9.45					
	2-Wire Voice Grade Port (Centrex/Caller ID/Msg Wtg Lamp Indication))3 Basic Local Area			UEP9D	UEPYW	2.28						40.18	9.45					
	2-Wire Voice Grade Port (Centrex/Msg Wtg Lamp Indication))3 Basic Local Area			UEP9D	UEPYJ	2.28						40.18	9.45					
	2-Wire Voice Grade Port (Centrex from diff Serving Wire Center) 2 Basic Local Area			UEP9D	UEPYM	2.28						40.18	9.45					
	2-Wire Voice Grade Port (Centrex/differ SWC /EBS-PSET)2, 3 Basic Local Area			UEP9D	UEPYO	2.28						40.18	9.45					
	2-Wire Voice Grade Port (Centrex/differ SWC /EBS-M5009)2, 3 Basic Local Area			UEP9D	UEPYP	2.28						40.18	9.45					
	2-Wire Voice Grade Port (Centrex/differ SWC /EBS-5209)2, 3 Basic Local Area			UEP9D	UEPYQ	2.28						40.18	9.45					
	2-Wire Voice Grade Port (Centrex/differ SWC /EBS-M5112)2, 3 Basic Local Area			UEP9D	UEPYR	2.28						40.18	9.45					
	2-Wire Voice Grade Port (Centrex/differ SWC /EBS-M5312)2, 3 Basic Local Area			UEP9D	UEPYS	2.28						40.18	9.45					
	2-Wire Voice Grade Port (Centrex/differ SWC /EBS-M5008)2, 3 Basic Local Area			UEP9D	UEPY4	2.28						40.18	9.45					

**Amendment to the Interconnection Agreement
By and Between BellSouth Telecommunications, Inc.
And XSPEDIUS CORP.
Dated January 1, 2000**

This Amendment ("Amendment") is made and entered into by and between Xspedius Corp. ("Xspedius") and BellSouth Telecommunications, Inc. ("BellSouth") to amend the Interconnection Agreement ("the Agreement") entered into by Xspedius and BellSouth on January 1, 2000 for the state of Alabama and Tennessee.

WHEREAS, the Parties desire to amend that certain Interconnection Agreement between BellSouth and Xspedius dated January 1, 2000 to delete and replace Attachment 10 in its entirety;

NOW THEREFORE, in consideration of the provisions contained herein and other good and valuable consideration, the receipt and sufficiency of which are hereby acknowledged, Xspedius and BellSouth hereby covenant and agree as follows:

1. Attachment 10 of the Agreement is hereby deleted and shall be replaced with the Attachment 10 in Exhibit 1 attached hereto and incorporated herein by this reference.
2. All of the other provisions of the Interconnection Agreement shall remain unchanged and in full force and effect.
3. Either or both of the Parties are authorized to submit this Amendment to the North Carolina Utilities Commission or other Regulatory Agency for approval subject to Section 252 (e) of the Federal Telecommunications Act of 1996.
4. This Amendment is made effective on April 9, 2002. The term of this Agreement shall expire on December 31, 2002

IN WITNESS WHEREOF, the Parties hereto have caused this Amendment to be executed by their respective duly authorized representatives on the date indicated below.

Xspedius Corp.

**BellSouth Telecommunications,
Inc.**

Signature On File

Signature on File

Signature
Daniel D. Lensgraf

Signature
Elizabeth A. Shiroishi

Name
CFO

Name
Assistant Director

Title
6/2/2002

Title
08/13/2002

Date

Date

Attachment 10

Performance Measurements

Performance Measurements

To the extent any state Commission has not ordered performance measures and/or remedies as of the date hereof, BellSouth will provide to Xspedius Corp. the Georgia Service Quality Measures (SQMs) and associated remedies ordered by the Georgia Public Service Commission in GA Docket 7892-U. In the event the Georgia Public Service Commission adds, deletes or otherwise modifies any SQMs and/or associated remedies, such additions, deletions or modifications shall be deemed made to the SQMs and associated remedies applicable to Xspedius Corp. hereunder. Upon the effective date of any order from a state Commission regarding performance measures and/or associated remedies, such ordered measures and remedies, as they may be amended or modified by the state Commission from time to time, shall become effective hereunder in lieu of the Georgia measures and remedies for the state in which such measures and remedies have been ordered.

BellSouth Service Quality Measurement Plan (SQM)

Georgia Performance Metrics

**Measurement Descriptions
Version 1.01**

Issue Date: April 6, 2001

This version of the Georgia SQM reflects the Order in GA Docket 7892-U. Some of the measures, business rules, disaggregations and/or exclusions are under development and will be reflected in the monthly reports in the near future. The other Georgia SQM posted on this site will be removed at that time.

Introduction

The BellSouth Service Quality Measurement Plan (SQM) describes in detail the measurements produced to evaluate the quality of service delivered to BellSouth's customers both wholesale and retail. The SQM was developed to respond to the requirements of the Communications Act of 1996 Section 251 (96 Act) which required BellSouth to provide non-discriminatory access to Competitive Local Exchange Carriers (CLEC)¹ and its Retail Customers. The reports produced by the SQM provide regulators, CLECs and BellSouth the information necessary to monitor the delivery of non-discriminatory access.

This plan results from the many divergent forces evolving from the 96 Act. The 96 Act, the Georgia Public Service Commission (GPSC) Order (Docket 7892-U 12/30/97), LCUG 1-7.0, the FCC's NPRM (CC Docket 98-56 RM9101 04/17/98), the Louisiana Public Service Commission (LPSC) Order (Docket U-22252 Subdocket C 04/19/98), numerous arbitration cases, LPSC sponsored collaborative workshops (10/98-02/00), and proceedings in Alabama, Mississippi, and North Carolina have and continue to influence the SQM. **This version of the SQM reflects the Order of the Georgia Public Service Commission in Docket 7892-U dated January 12, 2001.**

The SQM and the reports flowing from it must change to reflect the dynamic requirements of the industry. New measurements are added as new products, systems, and processes are developed and fielded. New products and services are added as the markets for them develop and the processes stabilize. The measurements are also changed to reflect changes in systems, correct errors, and respond to both 3rd Party audit requirements and the Georgia PSC.

This document is intended for use by someone with knowledge of telecommunications industry, information technologies and a functional knowledge of the subject areas covered by the BellSouth Performance Measurements and the reports that flow from them.

Once it is approved, the most current copy of this document can be found on the web at URL: <https://pmap.bellsouth.com> in the Help folder.

Report Publication Dates

Each month, preliminary SQM reports will be posted to BellSouth's SQM web site (<https://www.pmap.bellsouth.com>) by 8:00 A.M. EST on the 21st day of each month or the first business day after the 21st. Final validated SQM reports will be posted by 8:00 A.M. on the last day of the month. Reports not posted by this time will be considered late for SEEM payment purposes. Preliminary SEEM reports will be posted on the same day as the SQM validated reports. Validated SEEM reports will be posted on the 15th of the following month. Payments due will also be paid on the 15th of the following month. For instance: May data will be posted in preliminary SQM reports on June 21. Final validated SQM reports and preliminary SEEM reports will be posted on the last day of June. Final validated SEEM reports will be posted and payments mailed on July 15th.

1. Alternative Local Exchange Companies (ALEC) and Competing Local Providers (CLP) are referred to as Competitive Local Exchange Carriers (CLEC) in this document.

Report Delivery Methods

CLEC SQM and SEEM reports will be considered delivered when posted to the web site. The Georgia Public Service Commission (GPSC) will be given access to the web site. In addition, a copy of the Monthly State Summary reports will be filed with the GPSC as soon as possible after the last day of each month.

Contents

Section 1: Operations Support Systems (OSS)

OSS-1: Average Response Time and Response Interval (Pre-Ordering/Ordering) - - - - -	1-1
OSS-2: Interface Availability (Pre-Ordering/Ordering) - - - - -	1-6
OSS-3: Interface Availability (Maintenance & Repair) - - - - -	1-9
OSS-4: Response Interval (Maintenance & Repair) - - - - -	1-11
PO-1: Loop Makeup - Response Time – Manual - - - - -	1-13
PO-2: Loop Make Up - Response Time - Electronic - - - - -	1-15

Section 2: Ordering

O-1: Acknowledgement Message Timeliness - - - - -	2-1
O-2: Acknowledgement Message Completeness - - - - -	2-3
O-3: Percent Flow-Through Service Requests (Summary) - - - - -	2-5
O-4: Percent Flow-Through Service Requests (Detail) - - - - -	2-8
O-5: Flow-Through Error Analysis - - - - -	2-11
O-6: CLEC LSR Information - - - - -	2-13
O-7: Percent Rejected Service Requests - - - - -	2-19
O-8: Reject Interval - - - - -	2-22
O-9: Firm Order Confirmation Timeliness - - - - -	2-25
O-10: Service Inquiry with LSR Firm Order Confirmation (FOC) Response Time Manual - - - - -	2-29
O-11: Firm Order Confirmation and Reject Response Completeness - - - - -	2-31
O-12: Speed of Answer in Ordering Center - - - - -	2-33
O-13: LNP-Percent Rejected Service Requests - - - - -	2-35
O-14: LNP-Reject Interval Distribution & Average Reject Interval - - - - -	2-37
O-15: LNP-Firm Order Confirmation Timeliness Interval Distribution & Firm Order Confirmation Average Interval - - - - -	2-40

Section 3: Provisioning

P-1: Mean Held Order Interval & Distribution Intervals - - - - -	3-1
P-2: Average Jeopardy Notice Interval & Percentage of Orders Given Jeopardy Notices - - - - -	3-4
P-3: Percent Missed Installation Appointments - - - - -	3-7
P-4: Average Completion Interval (OCI) & Order Completion Interval Distribution - - - - -	3-10
P-5: Average Completion Notice Interval - - - - -	3-13
P-6: % Completions/Attempts without Notice or < 24 hours Notice - - - - -	3-16
P-7: Coordinated Customer Conversions Interval - - - - -	3-18
P-7A: Coordinated Customer Conversions – Hot Cut Timeliness% Within Interval and Average Interval - - - - -	3-20
P-7B: Coordinated Customer Conversions – Average Recovery Time - - - - -	3-22
P-7C: Hot Cut Conversions - % Provisioning Troubles Received Within 7 days of a completed Service Order - - - - -	3-24
P-8: Cooperative Acceptance Testing - % of xDSL Loops Tested - - - - -	3-26
P-9: % Provisioning Troubles within 30 days of Service Order Completion - - - - -	3-28
P-10: Total Service Order Cycle Time (TSOCT) - - - - -	3-31
P-11: Service Order Accuracy - - - - -	3-34
P-12: LNP-Percent Missed Installation Appointments - - - - -	3-36
P-13: LNP-Average Disconnect Timeliness Interval & Disconnect Timeliness Interval Distribution - - - - -	3-38
P-14: LNP-Total Service Order Cycle Time (TSOCT) - - - - -	3-40

Section 4: Maintenance & Repair

M&R-1: Missed Repair Appointments	4-1
M&R-2: Customer Trouble Report Rate	4-3
M&R-3: Maintenance Average Duration	4-5
M&R-4: Percent Repeat Troubles within 30 Days	4-7
M&R-5: Out of Service (OOS) > 24 Hours	4-9
M&R-6: Average Answer Time – Repair Centers	4-11
M&R-7: Mean Time To Notify CLEC of Network Outages	4-13

Section 5: Billing

B-1: Invoice Accuracy	5-1
B2: Mean Time to Deliver Invoices	5-3
B3: Usage Data Delivery Accuracy	5-5
B4: Usage Data Delivery Completeness	5-7
B5: Usage Data Delivery Timeliness	5-9
B6: Mean Time to Deliver Usage	5-11
B7: Recurring Charge Completeness	5-13
B8: Non-Recurring Charge Completeness	5-15

Section 6: Operator Services And Directory Assistance

OS-1: Speed to Answer Performance/Average Speed to Answer - Toll	6-1
OS-2: Speed to Answer Performance/Percent Answered with “X” Seconds – Toll	6-3
DA-1: Speed to Answer Performance/Average Speed to Answer – Directory Assistance (DA)	6-4
DA-2: Speed to Answer Performance/Percent Answered within “X” Seconds – Directory Assistance (DA)	6-6

Section 7: Database Update Information

D-1: Average Database Update Interval	7-1
D-2: Percent Database Update Accuracy	7-3
D-3: Percent NXXs and LRNs Loaded by the LERG Effective Date	7-5

Section 8: E911

E-1: Timeliness	8-1
E-2: Accuracy	8-3
E-3: Mean Interval	8-4

Section 9: Trunk Group Performance

TGP-1: Trunk Group Performance-Aggregate	9-1
TGP-2: Trunk Group Performance-CLEC Specific	9-4

Section 10: Collocation

C-1: Collocation Average Response Time	10-1
C-2: Collocation Average Arrangement Time	10-3
C-3: Collocation Percent of Due Dates Missed	10-5

Section 11: Change Management

CM-1: Timeliness of Change Management Notices	11-1
CM-2: Change Management Notice Average Delay Days	11-3
CM-3: Timeliness of Documents Associated with Change	11-5
CM-4: Change Management Documentation Average Delay Days	11-7
CM-5: Notification of CLEC Interface Outages	11-9

Section 12: Bona Fide / New Business Request Process

BFR-1: Percentage of BFR/NBR Requests Processed Within 30 Business Days	12-1
---	------

BFR-2: Percentage of Quotes Provided for Authorized BFR/NBR Requests Processed Within X (10/30/60) Business Days --- 12-3

Appendix A: Reporting Scope **A-1**

A-1: Standard Service Groupings----- A-1

A-2: Standard Service Order Activities----- A-1

Appendix B: Glossary of Acronyms and Terms **B-1**

Appendix C: BellSouth Audit Policy **C-1**

Section 1: Operations Support Systems (OSS)

OSS-1: Average Response Time and Response Interval (Pre-Ordering/Ordering)

Definition

Average response time and response intervals are the average times and number of requests responded to within certain intervals for accessing legacy data associated with appointment scheduling, service & feature availability, address verification, request for Telephone numbers (TNs), and Customer Service Records (CSRs).

Exclusions

None

Business Rules

The average response time for retrieving pre-order/order information from a given legacy system is determined by summing the response times for all requests submitted to the legacy systems during the reporting period and dividing by the total number of legacy system requests for that month.

The response interval starts when the client application (LENS or TAG for CLECs and RNS or ROS for BellSouth) submits a request to the legacy system and ends when the appropriate response is returned to the client application. The number of accesses to the legacy systems during the reporting period which take less than 2.3 seconds, the number of accesses which take more than 6 seconds, and the number which are less than or equal to 6.3 seconds are also captured.

Calculation

Response Time = (a - b)

- a = Date & Time of Legacy Response
- b = Date & Time of Legacy Request

Average Response Time = c ÷ d

- c = Sum of Response Times
- d = Number of Legacy Requests During the Reporting Period

Report Structure

- Not CLEC Specific
- Not product/service specific
- Regional Level

Data Retained

Relating to CLEC Experience	Relating to BellSouth Performance
<ul style="list-style-type: none"> • Report Month • Legacy Contract (per reporting dimension) • Response Interval • Regional Scope 	<ul style="list-style-type: none"> • Report Month • Legacy Contract (per reporting dimension) • Response Interval • Regional Scope

SQM Disaggregation - Analog/Benchmark

SQM Level of Disaggregation	SQM Analog/Benchmark
<ul style="list-style-type: none"> • RSAG – Address (Regional Street Address Guide-Address) – stores street address information used to validate customer addresses. CLECs and BellSouth query this legacy system. • RSAG – TN (Regional Street Address Guide-Telephone number) – contains information about facilities available and telephone numbers working at a given address. CLECs and BellSouth query this legacy system. • ATLAS (Application for Telephone Number Load Administration and Selection) – acts as a warehouse for storing telephone numbers that are available for assignment by the system. It enables CLECs and BellSouth service reps to select and reserve telephone numbers. CLECs and BellSouth query this legacy system. • COFFI (Central Office Feature File Interface) – stores information about product and service offerings and availability. CLECs query this legacy system. • DSAP (DOE Support Application) – provides due date information. CLECs and BellSouth query this legacy system. • HAL/CRIS (Hands-Off Assignment Logic/Customer Record Information System) – a system used to access the Business Office Customer Record Information System (BOCRIS). It allows BellSouth servers, including LENS, access to legacy systems. CLECs query this legacy system. • P/SIMS (Product/Services Inventory Management system) – provides information on capacity, tariffs, inventory and service availability. CLECs query this legacy system. • OASIS (Obtain Available Services Information Systems) – Information on feature and rate availability. BellSouth queries this legacy system. 	<ul style="list-style-type: none"> • Parity + 2 seconds

OSS-1: Average Response Time and Response Interval (Pre-Ordering/Ordering)

Table 1: Legacy System Access Times For RNS

System	Contract	Data	< 2.3 sec.	> 6 sec.	≤ 6.3 sec.	Avg. Sec.	# of Calls
RSAG	RSAG-TN	Address	x	x	x	x	x
RSAG	RSAG-ADDR	Address	x	x	x	x	x
ATLAS	ATLAS-TN	TN	x	x	x	x	x
DSAP	DSAP	Schedule	x	x	x	x	x
CRIS	CRSACCTS	CSR	x	x	x	x	x
OASIS	OASISCAR	Feature/Service	x	x	x	x	x
OASIS	OASISLPC	Feature/Service	x	x	x	x	x
OASIS	OASISMTN	Feature/Service	x	x	x	x	x
OASIS	OASISBIG	Feature/Service	x	x	x	x	x

Table 2: Legacy System Access Times For R0S

System	Contract	Data	< 2.3 sec.	> 6 sec.	≤6.3 sec.	Avg. sec.	# of Calls
RSAG	RSAG-TN	Address	x	x	x	x	x
RSAG	RSAG-ADDR	Address	x	x	x	x	x
ATLAS	ATLAS-TN	TN	x	x	x	x	x

Table 2: Legacy System Access Times For R0S

System	Contract	Data	< 2.3 sec.	> 6 sec.	≤6.3 sec.	Avg. sec.	# of Calls
DSAP	DSAP	Schedule	x	x	x	x	x
CRIS	CRSOCSR	CSR	x	x	x	x	x
OASIS	OASISBIG	Feature/Service	x	x	x	x	x

Table 3: Legacy System Access Times For LENS

System	Contract	Data	< 2.3 sec.	> 6 sec.	≤6.3 sec.	Avg. sec.	# of Calls
RSAG	RSAG-TN	Address	x	x	x	x	x
RSAG	RSAG-ADDR	Address	x	x	x	x	x
ATLAS	ATLAS-TN	TN	x	x	x	x	x
DSAP	DSAP	Schedule	x	x	x	x	x
HAL	HAL/CRIS	CSR	x	x	x	x	x
COFFI	COFFI/USOC	Feature/Service	x	x	x	x	x
P/SIMS	PSIMS/ORB	Feature/Service	x	x	x	x	x

Table 4: Legacy System Access Times For TAG

System	Contract	Data	< 2.3 sec.	> 6 sec.	≤6.3 sec.	Avg. sec.	# of Calls
RSAG	RSAG-TN	Address	x	x	x	x	x
RSAG	RSAG-ADDR	Address	x	x	x	x	x
ATLAS	ATLAS-TN	TN	x	x	x	x	x
ATLAS	ATLAS-MLH	TN	x	x	x	x	x
ATLAS	ATLAS-DID	TN	x	x	x	x	x
DSAP	DSAP	Schedule	x	x	x	x	x
CRIS	CRSECSRL	CSR	x	x	x	x	x
CRIS	CRSECSR	CSR	x	x	x	x	x

SEEM Measure

SEEM Measure		
Yes	Tier I	
	Tier II	X
	Tier III	

Note: CLEC specific data is not available in this measure. Queries of this sort do not have company specific signatures.

OSS-1: Average Response Time and Response Interval (Pre-Ordering/Ordering)

SEEM Disaggregation - Analog/Benchmark

SEEM Disaggregation	SEEM Analog/Benchmark
<ul style="list-style-type: none"> • RSAG – Address (Regional Street Address Guide-Address) – stores street address information used to validate customer addresses. CLECs and BellSouth query this legacy system. • RSAG – TN (Regional Street Address Guide-Telephone number) – contains information about facilities available and telephone numbers working at a given address. CLECs and BellSouth query this legacy system. • ATLAS (Application for Telephone Number Load Administration and Selection) – acts as a warehouse for storing telephone numbers that are available for assignment by the system. It enables CLECs and BellSouth service reps to select and reserve telephone numbers. CLECs and BellSouth query this legacy system. • COFFI (Central Office Feature File Interface) – stores information about product and service offerings and availability. CLECs query this legacy system. • DSAP (DOE Support Application) – provides due date information. CLECs and BellSouth query this legacy system. • HAL/CRIS (Hands-Off Assignment Logic/Customer Record Information System) – a system used to access the Business Office Customer Record Information System (BOCRIS). It allows BellSouth servers, including LENS, access to legacy systems. CLECs query this legacy system. • P/SIMS (Product/Services Inventory Management system) – provides information on capacity, tariffs, inventory and service availability. CLECs query this legacy system. • OASIS (Obtain Available Services Information Systems) – Information on feature and rate availability. BellSouth queries this legacy system. 	<ul style="list-style-type: none"> • Percent Response Received within 6.3 seconds: > 95% • Parity + 2 seconds

OSS-1: Average Response Time and Response Interval (Pre-Ordering/Ordering)

SEEM OSS Legacy Systems

System	BellSouth	CLEC
Telephone Number/Address		
RSAG-ADDR	RNS, ROS	TAG, LENS
RSAG-TN	RNS, ROS	TAG, LENS
ATLAS	RNS,ROS	TAG, LENS
Appointment Scheduling		
DSAP	RNS, ROS	TAG, LENS
CSR Data		
CRSACCTS	RNS	
CRSOCSR	ROS	
HAL/CRIS		LENS
CRSECSRL		TAG
CRSECSR		TAG
Service/Feature Availability		
OASISBIG	RNS, ROS	
PSIMS/ORB		LENS

OSS-1: Average Response Time and Response Interval (Pre-Ordering/Ordering)

OSS-2: Interface Availability (Pre-Ordering/Ordering)

Definition

Percent of time applications are functionally available as compared to scheduled availability. Calculations are based upon availability of applications and interfacing applications utilized by CLECs for pre-ordering and ordering. “Functional Availability” is defined as the number of hours in the reporting period that the applications/interfaces are available to users. “Scheduled Availability” is defined as the number of hours in the reporting period that the applications/interfaces are scheduled to be available.

Scheduled availability is posted on the Interconnection web site: (www.interconnection.bellsouth.com/oss/oss_hour.html)

Exclusions

- CLEC-impacting troubles caused by factors outside of BellSouth's purview, e.g., troubles in customer equipment, troubles in networks owned by telecommunications companies other than BellSouth, etc.
- Degraded service, e.g., slow response time, loss of non-critical functionality, etc.

Business Rules

This measurement captures the functional availability of applications/interfaces as a percentage of scheduled availability for the same systems. Only full outages are included in the calculations for this measure. Full outages are defined as occurrences of either of the following:

- Application/interfacing application is down or totally inoperative.
- Application is totally inoperative for customers attempting to access or use the application. This includes transport outages when they may be directly associated with a specific application.

Comparison to an internal benchmark provides a vehicle for determining whether or not CLECs and retail BST entities are given comparable opportunities for use of pre-ordering and ordering systems.

Calculation

Interface Availability (Pre-Ordering/Ordering) = (a ÷ b) X 100

- a = Functional Availability
- b = Scheduled Availability

Report Structure

- Not CLEC Specific
- Not product/service specific
- Regional Level

Data Retained

Relating to CLEC Experience	Relating to BellSouth Performance
<ul style="list-style-type: none"> • Report Month • Legacy Contract Type (per reporting dimension) • Regional Scope • Hours of Downtime 	<ul style="list-style-type: none"> • Report Month • Legacy Contract Type (per reporting dimension) • Regional Scope • Hours of Downtime

SQM Disaggregation - Analog/Benchmark

SQM Level of Disaggregation	SQM Analog/Benchmark
<ul style="list-style-type: none"> • Regional Level 	<ul style="list-style-type: none"> • ≥ 99.5%

OSS Interface Availability

Application	Applicable to	% Availability
EDI	CLEC	x
TAG	CLEC	x
LENS	CLEC	x
LEO	CLEC	x
LESOG	CLEC	x
LNP Gateway	CLEC	x
COG	CLEC	Under Development
SOG	CLEC	Under Development
DOM	CLEC	Under Development
DOE	CLEC/BST	x
SONGS	CLEC/BST	x
ATLAS/COFFI	CLEC/BST	x
BOCRIS	CLEC/BST	x
DSAP	CLEC/BST	x
RSAG	CLEC/BST	x
SOCS	CLEC/BST	x
CRIS	CLEC/BST	x

OSS-2: Interface Availability (Pre-Ordering/Ordering)

SEEM Measure

SEEM Measure		
Yes	Tier I	
	Tier II	X
	Tier III	

SEEM Disaggregation - Analog/Benchmark

SEEM Disaggregation	SEEM Analog/Benchmark
• Regional Level	• ≥ 99.5%

SEEM OSS Interface Availability

Application	Applicable to	% Availability
EDI	CLEC	x
HAL	CLEC	x
LENS	CLEC	x
LEO Mainframe	CLEC	x
LESOG	CLEC	x
PSIMS	CLEC	x
TAG	CLEC	x

OSS-2: Interface Availability (Pre-Ordering/Ordering)

OSS-3: Interface Availability (Maintenance & Repair)

Definition

Percent of time applications are functionally available as compared to scheduled availability. Calculations are based upon availability of applications and interfacing applications utilized by CLECs for maintenance and repair. “Functional Availability” is defined as the number of hours in the reporting period that the applications/interfaces are available to users. “Scheduled Availability” is defined as the number of hours in the reporting period that the applications/interfaces are scheduled to be available.

Scheduled availability is posted on the Interconnection web site: (www.interconnection.bellsouth.com/oss/oss_hour.html)

Exclusions

- CLEC-impacting troubles caused by factors outside of BellSouth's purview, e.g., troubles in customer equipment, troubles in networks owned by telecommunications companies other than BellSouth, etc.
- Degraded service, e.g., slow response time, loss of non-critical functionality, etc.

Business Rules

This measurement captures the functional availability of applications/interfaces as a percentage of scheduled availability for the same systems. Only full outages are included in the calculations for this measure. Full outages are defined as occurrences of either of the following:

- Application/interfacing application is down or totally inoperative.
- Application is totally inoperative for customers attempting to access or use the application. This includes transport outages when they may be directly associated with a specific application.

Comparison to an internal benchmark provides a vehicle for determining whether or not CLECs and retail BST entities are given comparable opportunities for use of maintenance and repair systems.

Calculation

OSS Interface Availability $(a \div b) \times 100$

- a = Functional Availability
- b = Scheduled Availability

Report Structure

- Not CLEC Specific
- Not Product/Service Specific
- Regional Level

Data Retained

Relating to CLEC Experience	Relating to BellSouth Performance
<ul style="list-style-type: none"> • Availability of CLEC TAFI • Availability of LMOS HOST, MARCH, SOCS, CRIS, PREDICTOR, LNP and OSPDM • ECTA 	<ul style="list-style-type: none"> • Availability of BellSouth TAFI • Availability of LMOS HOST, MARCH, SOCS, CRIS, PREDICTOR, LNP and OSPDM

SQM Disaggregation - Analog/Benchmark

SQM Level of Disaggregation	Retail Analog/Benchmark
<ul style="list-style-type: none"> • Regional Level 	<ul style="list-style-type: none"> • $\geq 99.5\%$

OSS Interface Availability (M&R)

OSS Interface	% Availability
BST TAFI	x
CLEC TAFI	x
CLEC ECTA	x
BST & CLEC	x
CRIS	x
LMOS HOST	x
LNP	x
MARCH	x
OSPCM	x
PREDICTOR	x
SOCS	x

SEEM Measure

SEEM Measure		
Yes	Tier I	
	Tier II	X
	Tier III	

SEEM Disaggregation - Analog/Benchmark

SEEM Disaggregation	SEEM Analog/Benchmark
• Regional Level	• $\geq 99.5\%$

OSS Interface Availability (M&R)

OSS Interface	% Availability
CLEC TAFI	x
CLEC ECTA	x

OSS-4: Response Interval (Maintenance & Repair)

Definition

The response intervals are determined by subtracting the time a request is received on the BellSouth side of the interface from the time the response is received from the legacy system. Percentages of requests falling into each interval category are reported, along with the actual number of requests falling into those categories.

Exclusions

None

Business Rules

This measure is designed to monitor the time required for the CLEC and BellSouth interface system to obtain from BellSouth's legacy systems the information required to handle maintenance and repair functions. The clock starts on the date and time when the request is received on the BellSouth side of the interface and the clock stops when the response has been transmitted through that same point to the requester.

Note: The OSS Response Interval BellSouth Total Report is a combination of BellSouth Residence and Business Total.

Calculation

OSS Response Interval = (a - b)

- a = Query Response Date and Time
- b = Query Request Date and Time

Percent Response Interval (per category) = (c ÷ d) X 100

- c = Number of Response Intervals in category "X"
- d = Number of Queries Submitted in the Reporting Period

where, "X" is ≤ 4, > 4 ≤ 10, ≥ 10, or > 30 seconds.

Report Structure

- Not CLEC Specific
- Not product/service specific
- Regional Level

Data Retained

Relating to CLEC Experience	Relating to BellSouth Performance
<ul style="list-style-type: none"> • CLEC Transaction Intervals 	<ul style="list-style-type: none"> • BellSouth Business and Residential Transactions Intervals

SQM Disaggregation - Analog/Benchmark

SQM Level of Disaggregation	Retail Analog/Benchmark:
<ul style="list-style-type: none"> • Regional Level 	<ul style="list-style-type: none"> • Parity

Legacy System Access Times for M&R

System	BellSouth & CLEC	Count				
		≤ 4	> 4 ≤ 10	≤ 10	> 10	> 30
CRIS	x	x	x	x	x	x
DLETH	x	x	x	x	x	x
DLR	x	x	x	x	x	x
LMOS	x	x	x	x	x	x
LMOSupd	x	x	x	x	x	x
LNP	x	x	x	x	x	x
MARCH	x	x	x	x	x	x
OSPCM	x	x	x	x	x	x
Predictor	x	x	x	x	x	x
SOCS	x	x	x	x	x	x
NIW	x	x	x	x	x	x

OSS-4: Response Interval (Maintenance & Repair)

SEEM Measure

SEEM Measure		
No	Tier I	
	Tier II	
	Tier III	

SEEM Disaggregation - Analog/Benchmark

SEEM Disaggregation	SEEM Analog/Benchmark
• Not Applicable	• Not Applicable

PO-1: Loop Makeup - Response Time – Manual

Definition

This report measures the average interval and percent within the interval from the submission of a Manual Loop Makeup Service Inquiry (LMUSI) to the distribution of Loop Makeup information back to the CLEC.

Exclusions

- Inquiries, which are submitted electronically.
- Designated Holidays are excluded from the interval calculation.
- Weekend hours from 5:00PM Friday until 8:00AM Monday are excluded from the interval calculation.
- Canceled Inquiries.

Business Rules

The CLEC Manual Loop Makeup Service Inquiry (LMUSI) process includes inquiries submitted via mail or FAX to BellSouth's Complex Resale Support Group (CRSG).

This measurement combines three intervals:

1. From receipt of the Service Inquiry for Loop Makeup to hand off to the Service Advocacy Center (SAC) for "Look-up."
2. From SAC start date to SAC complete date.
3. From SAC complete date to date the Complex Resale Support Group (CRSG) distributes loop makeup information back to the CLEC.

The "Receive Date" is defined as the date the Manual LMUSI is received by the CRSG. It is counted as day Zero. LMU "Return Date" is defined as the date the LMU information is sent back to the CLEC from BellSouth. The interval calculation is reset to Zero when a CLEC initiated change occurs on the Manual LMU request.

Note: The Loop Make Up Service Inquiry Form does not require the CLEC to furnish the type of Loop. The CLEC determines whether the loop makeup will support the type of service they wish to order or not and qualifies the loop. If the loop makeup will support the service, a firm order LSR is submitted by the CLEC.

Calculation

Response Interval = (a - b)

- a = Date and Time LMUSI returned to CLEC
- b = Date and Time the LMUSI is received

Average Interval = (c ÷ d)

- c = Sum of all Response Intervals
- d = Total Number of LMUSIs received within the reporting period

Percent within interval = (e ÷ f) X 100

- e = Total LMUSIs received within the interval
- f = Total Number of LMUSIs processed within the reporting period

Report Structure

- CLEC Aggregate
- CLEC Specific
- Geographic Scope
 - State
 - Region
- Interval for manual LMUs:
 - 0 – 1 day
 - >1 – 2 days
 - >2 – 3 days
 - 0 - ≤ 3 days
 - >3 – 6 days

- >6 – 10 days
- > 10 days
- Average Interval in days

Data Retained

Relating to CLEC Experience	Relating to BellSouth Experience
<ul style="list-style-type: none"> • Report Month • Total Number of Inquiries • SI Intervals • State and Region 	<ul style="list-style-type: none"> • Not Applicable

SQM Disaggregation - Analog/Benchmark

SQM Level of Disaggregation	Retail Analog/Benchmark
<ul style="list-style-type: none"> • Loops 	Benchmark <ul style="list-style-type: none"> • 95% in 3 Business Days

SEEM Measure

SEEM Measure		
Yes	Tier I	X
	Tier II	X
	Tier III	

SEEM Disaggregation - Analog/Benchmark

SEEM Disaggregation	SEEM Analog/Benchmark
<ul style="list-style-type: none"> • Loops 	Benchmark <ul style="list-style-type: none"> • 95% in 3 Business Days

PO-2: Loop Make Up - Response Time - Electronic

Definition

This report measures the average interval and the percent within the interval from the electronic submission of a Loop Makeup Service Inquiry (LMUSI) to the distribution of Loop Makeup information back to the CLEC.

Exclusions

- Manually submitted inquiries.
- Designated Holidays are excluded from the interval calculation.
- Canceled Requests.
- Scheduled OSS Maintenance.

Business Rules

The response interval starts when the CLEC's Mechanized Loop Makeup Service Inquiry (LMUSI) is submitted electronically through the Operational Support Systems interface, LENS, TAG or RoboTAG. It ends when BellSouth's Loop Facility Assignment and Control System (LFACS) responds electronically to the CLEC with the requested Loop Makeup data via LENS, TAG or RoboTAG Interfaces.

Note: The Loop Make Up Service Inquiry Form does not require the CLEC to furnish the type of Loop. The CLEC determines whether the loop makeup will support the type of service they wish to order or not and qualifies the loop. If the loop makeup will support the service, a firm order LSR is submitted by the CLEC. EDI is not a pre-ordering system, and, therefore, is not applicable in this measure.

Calculation

Response Interval = (a - b)

- a = Date and Time LMUSI returned to CLEC
- b = Date and Time the LMUSI is received

Average Interval = (c ÷ d)

- c = Sum of all response intervals
- d = Total Number of LMUSIs received within the reporting period

Percent within interval = (e ÷ f) X 100

- e = Total LMUSIs received within the interval
- f = Total Number of LMUSIs processed within the reporting period

Report Structure

- CLEC Aggregate
- CLEC Specific
- Geographic Scope
 - State
 - Region
- Interval for electronic LMUs:
 - 0 – 1 minute
 - >1 – 5 minutes
 - 0 - ≤ 5 minutes
 - > 5 – 8 minutes
 - > 8 – 15 minutes
 - > 15 minutes
- Average Interval in minutes

Data Retained

Relating to CLEC Experience	Relating to BellSouth Experience
<ul style="list-style-type: none"> • Report Month • Legacy Contract • Response Interval • Regional Scope 	<ul style="list-style-type: none"> • Not Applicable

SQM Disaggregation - Analog/Benchmark

SQM LEVEL of Disaggregation	Retail Analog/Benchmark
<ul style="list-style-type: none"> • Loops 	Benchmark <ul style="list-style-type: none"> • 90% in 5 Minutes (05/01/01) • 95% in 1 Minute (08/01/01)

SEEM Measure

SEEM Measure		
Yes	Tier I	X
	Tier II	X
	Tier III	

SEEM Disaggregation - Analog/Benchmark

SEEM Disaggregation	SEEM Analog/Benchmark
<ul style="list-style-type: none"> • Loop 	<ul style="list-style-type: none"> • 90% in 5 Minutes (05/01/01) • 95% in 1 Minute (08/01/01)

Section 2: Ordering

O-1: Acknowledgement Message Timeliness

Definition

This measurement provides the response interval from the time an LSR or transmission (may contain multiple LSRs from one or more CLECs in multiple states) is electronically submitted via EDI or TAG respectively until an acknowledgement notice is sent by the system.

Exclusions

- Scheduled OSS Maintenance

Business Rules

The process includes EDI & TAG system functional acknowledgements for all messages/Local Service Requests (LSRs) which are electronically submitted by the CLEC. Users of EDI may package many LSRs into one transmission which will receive the acknowledgement message. EDI users may place multiple LSRs in one “envelope” requesting service in one or more states which will mask the identity of the state and CLEC. The start time is the receipt time of the message at BellSouth’s side of the interface (gateway). The end time is when the acknowledgement is transmitted by BellSouth at BellSouth’s side of the interface (gateway). If more than one CLEC uses the same ordering center (aggregator), an Acknowledgement Message will be returned to the “Aggregator”. However, BellSouth will not be able to determine which specific CLEC or state this message represented.

Calculation

Response Interval = (a - b)

- a = Date and Time Acknowledgement Notices returned to CLEC
- b = Date and Time messages/LSRs electronically submitted by the CLEC via EDI or TAG respectively

Average Response Interval = (c ÷ d)

- c = Sum of all Response Intervals
- d = Total number of electronically submitted messages/LSRs received, from CLECs via EDI or TAG respectively, in the Reporting Period.

Reporting Structure

- CLEC Aggregate
- CLEC Specific/Aggregator
- Geographic Scope
 - Region
- Electronically Submitted LSRs
 - 0 – ≤10 minutes
 - >10 – ≤20 minutes
 - >20 – ≤30 minutes
 - 0 – ≤ 30 minutes
 - >30 – ≤45 minutes
 - >45 – ≤60 minutes
 - >60 – ≤120 minutes
 - >120 minutes
- Average interval for electronically submitted messages/LSRs in minutes

Data Retained

Relating to CLEC Experience	Relating to BellSouth Experience
<ul style="list-style-type: none"> • Report month • Record of functional acknowledgements 	<ul style="list-style-type: none"> • Not Applicable

SQM Disaggregation - Analog/Benchmark

SQM LEVEL of Disaggregation	Retail Analog/Benchmark
<ul style="list-style-type: none"> • EDI 	<ul style="list-style-type: none"> • EDI <ul style="list-style-type: none"> - 90% within 30 minutes (05/01/01) - 95% within 30 minutes (08/01/01)
<ul style="list-style-type: none"> • TAG 	<ul style="list-style-type: none"> • TAG – 95% within 30 minutes

SEEM Measure

SEEM Measure		
Yes	Tier I	X
	Tier II	X
	Tier III	

SEEM Disaggregation - Analog/Benchmark

SEEM Disaggregation	SEEM Analog/Benchmark
<ul style="list-style-type: none"> • EDI 	<ul style="list-style-type: none"> • EDI <ul style="list-style-type: none"> - 90% within 30 minutes (05/01/01) - 95% within 30 minutes (08/01/01)
<ul style="list-style-type: none"> • TAG 	<ul style="list-style-type: none"> • TAG – 95% within 30 minutes

O-2: Acknowledgement Message Completeness

Definition

This measurement provides the percent of transmissions/LSRs received via EDI or TAG respectively, which are acknowledged electronically.

Exclusions

- Manually submitted LSRs
- Scheduled OSS Maintenance

Business Rules

EDI and TAG send Functional Acknowledgements for all transmissions/LSRs, which are electronically submitted by a CLEC. Users of EDI may package many LSRs from multiple states in one transmission. If more than one CLEC uses the same ordering center, an Acknowledgement Message will be returned to the "Aggregator", however, BellSouth will not be able to determine which specific CLEC this message represented. The Acknowledgement Message is returned prior to the determination of whether the transmission/LSR will be partially mechanized or fully mechanized.

Calculation

Acknowledgement Completeness = $(a \div b) \times 100$

- a = Total number of Functional Acknowledgements returned in the reporting period for transmissions/LSRs electronically submitted by EDI or TAG respectively
- b = Total number of electronically submitted transmissions/LSRs received in the reporting period by EDI or TAG respectively

Report Structure

- CLEC Aggregate
- CLEC Specific/Aggregator
- Geographic Scope
 - Region

Note: The Order calls for Mechanized, Partially Mechanized, and Totally Mechanized, however, the Acknowledgement message is generated before the system recognizes whether this electronic transmission will be partially or fully mechanized.

Data Retained

Relating to CLEC Experience	Relating to BellSouth Experience
<ul style="list-style-type: none"> • Report Month • Record of Functional Acknowledgements 	<ul style="list-style-type: none"> • Not Applicable

SQM Disaggregation - Analog/Benchmark

SQM LEVEL of Disaggregation	Retail Analog/Benchmark
<ul style="list-style-type: none"> • EDI • TAG 	<ul style="list-style-type: none"> • Benchmark: 100%

SEEM Measure

SEEM Measure		
Yes	Tier I	X
	Tier II	X
	Tier III	

SEEM Disaggregation - Analog/Benchmark

SEEM Disaggregation	SEEM Analog/Benchmark
<ul style="list-style-type: none">• EDI• TAG	<ul style="list-style-type: none">• Benchmark: 100%

O-3: Percent Flow-Through Service Requests (Summary)

Definition

The percentage of Local Service Requests (LSR) and LNP Local Service Requests (LNP LSRs) submitted electronically via the CLEC mechanized ordering process that flow through and reach a status for a FOC to be issued, without manual intervention.

Exclusions

- Fatal Rejects
- Auto Clarification
- Manual Fallout
- CLEC System Fallout
- Scheduled OSS Maintenance

Business Rules

The CLEC mechanized ordering process includes all LSRs, including supplements (subsequent versions) which are submitted through one of the three gateway interfaces (TAG, EDI and LENS), that flow through and reach a status for a FOC to be issued, without manual intervention. These LSRs can be divided into two classes of service: Business and Residence, and two types of service: Resale, and Unbundled Network Elements (UNE). The CLEC mechanized ordering process does not include LSRs which are submitted manually (for example, fax and courier) or are not designed to flow through (for example, Manual Fallout.)

Definitions:

Fatal Rejects: Errors that prevent an LSR, submitted electronically by the CLEC, from being processed further. When an LSR is submitted by a CLEC, LEO/LNP Gateway will perform edit checks to ensure the data received is correctly formatted and complete. For example, if the PON field contains an invalid character, LEO/LNP Gateway will reject the LSR and the CLEC will receive a Fatal Reject.

Auto-Clarification: Clarifications that occur due to invalid data within the LSR. LESOG/LAUTO will perform data validity checks to ensure the data within the LSR is correct and valid. For example, if the address on the LSR is not valid according to RSAG, or if the LNP is not available for the NPA NXXX requested, the CLEC will receive an Auto-Clarification.

Manual Fallout: Planned Fallout that occur by design. Certain LSRs are designed to fallout of the Mechanized Order Process due to their complexity. These LSRs are manually processed by the LCSC. When a CLEC submits an LSR, LESOG/LAUTO will determine if the LSR should be forwarded to LCSC for manual handling. Following are the categories for Manual Fallout:

- | | |
|---|--|
| 1. Complex* | 8. Denials-restore and conversion, or disconnect and conversion orders |
| 2. Special pricing plans | 9. Class of service invalid in certain states with some types of service |
| 3. Some Partial migrations | 10. Low volume such as activity type "T" (move) |
| 4. New telephone number not yet posted to BOCRIS | 11. More than 25 business lines, or more than 15 loops |
| 5. Pending order review required | 12. Transfer of calls option for the CLEC end users |
| 6. CSR inaccuracies such as invalid or missing CSR data in CRIS | 13. Directory Listings (Indentions and Captions) |
| 7. Expedites (requested by the CLEC) | |

*See LSR Flow-Through Matrix following O-6 for a list of services, including complex services, and whether LSRs issued for the services are eligible to flow through.

Total System Fallout: Errors that require manual review by the LSCS to determine if the error is caused by the CLEC, or is due to BellSouth system functionality. If it is determined the error is caused by the CLEC, the LSR will be sent back to the CLEC for clarification. If it is determined the error is BellSouth caused, the LCSC representative will correct the error, and the LSR will continue to be processed.

Z Status: LSRs that receive a supplemental LSR submission prior to final disposition of the original LSR.

Calculation

$$\text{Percent Flow Through} = a \div [b - (c + d + e + f)] \times 100$$

- a = The total number of LSRs that flow through LESOG/LAUTO and reach a status for a FOC to be issued
- b = the number of LSRs passed from LEO/LNP Gateway to LESOG/LAUTO
- c = the number of LSRs that fall out for manual processing
- d = the number of LSRs that are returned to the CLEC for clarification
- e = the number of LSRs that contain errors made by CLECs
- f = the number of LSRs that receive a Z status.

$$\text{Percent Achieved Flow Through} = a \div [b - (c + d + e)] \times 100$$

- a = the number of LSRs that flow through LESOG/LAUTO and reach a status for a FOC to be issued.
- b = the number of LSRs passed from LEO/LNP Gateway to LESOG/LAUTO
- c = the number of LSRs that are returned to the CLEC for clarification
- d = the number of LSRs that contain errors made by CLECs
- e = the number of LSRs that receive Z status

Report Structure

- CLEC Aggregate
 - Region

Data Retained

Relating to CLEC Experience	Relating to BellSouth Performance:
<ul style="list-style-type: none"> • Report Month • Total Number of LSRs Received, by Interface, by CLEC <ul style="list-style-type: none"> - TAG - EDI - LENS • Total Number of Errors by Type, by CLEC <ul style="list-style-type: none"> - Fatal Rejects - Auto Clarification - CLEC Caused System Fallout • Total Number of Errors by Error Code • Total Fallout for Manual Processing 	<ul style="list-style-type: none"> • Report Month • Total Number of Errors By Type <ul style="list-style-type: none"> - Bellsouth System Error

SQM Disaggregation - Analog/Benchmark

SQM Level of Disaggregation	Retail Analog/Benchmark ^a
• Residence	• Benchmark: 95%
• Business	• Benchmark: 90%
• UNE	• Benchmark: 85%
• LNP	• Benchmark: 85%

a. Benchmarks do not apply to the "Percent Achieved Flow Through."

SEEM Measure

SEEM Measure		
Yes	Tier I	
	Tier II	X
	Tier III	

SEEM Disaggregation - Analog/Benchmark

SEEM Disaggregation	SEEM Analog/Benchmark ^a
• Residence	• Benchmark: 95%
• Business	• Benchmark: 90%
• UNE	• Benchmark: 85%
• LNP	• Benchmark: 85%

a. Benchmarks do not apply to the "Percent Achieved Flow Through."

O-4: Percent Flow-Through Service Requests (Detail)

Definition

A detailed list, by CLEC, of the percentage of Local Service Requests (LSR) and LNP Local Service Requests (LNP LSRs) submitted electronically via the CLEC mechanized ordering process that flow through and reach a status for a FOC to be issued, without manual or human intervention.

Exclusions

- Fatal Rejects
- Auto Clarification
- Manual Fallout
- CLEC System Fallout
- Scheduled OSS Maintenance

Business Rules

The CLEC mechanized ordering process includes all LSRs, including supplements (subsequent versions) which are submitted through one of the three gateway interfaces (TAG, EDI, and LENS), that flow through and reach a status for a FOC to be issued, without manual intervention. These LSRs can be divided into two classes of service: Business and Residence, and three types of service: Resale, and Unbundled Network Elements (UNE). The CLEC mechanized ordering process does not include LSRs, which are submitted manually (for example, fax and courier) or are not designed to flow through (for example, Manual Fallout.)

Definitions:

Fatal Rejects: Errors that prevent an LSR, submitted electronically by the CLEC, from being processed further. When an LSR is submitted by a CLEC, LEO/LNP Gateway will perform edit checks to ensure the data received is correctly formatted and complete. For example, if the PON field contains an invalid character, LEO/LNP Gateway will reject the LSR and the CLEC will receive a Fatal Reject.

Auto-Clarification: Clarifications that occur due to invalid data within the LSR. LESOG/LAUTO will perform data validity checks to ensure the data within the LSR is correct and valid. For example, if the address on the LSR is not valid according to RSAG, or if the LNP is not available for the NPA NXXX requested, the CLEC will receive an Auto-Clarification.

Manual Fallout: Planned Fallout that occur by design. Certain LSRs are designed to fallout of the Mechanized Order Process due to their complexity. These LSRs are manually processed by the LCSC. When a CLEC submits an LSR, LESOG/LAUTO will determine if the LSR should be forwarded to LCSC for manual handling. Following are the categories for Manual Fallout:

- | | |
|---|--|
| 1. Complex* | 8. Denials-restore and conversion, or disconnect and conversion orders |
| 2. Special pricing plans | 9. Class of service invalid in certain states with some types of service |
| 3. Some Partial migrations | 10. Low volume such as activity type "T" (move) |
| 4. New telephone number not yet posted to BOCRIS | 11. More than 25 business lines, or more than 15 loops |
| 5. Pending order review required | 12. Transfer of calls option for the CLEC end users |
| 6. CSR inaccuracies such as invalid or missing CSR data in CRIS | 13. Directory Listings (Indentions and Captions) |
| 7. Expedites (requested by the CLEC) | |

*See LSR Flow-Through Matrix following O-6 for a list of services, including complex services, and whether LSRs issued for the services are eligible to flow through.

Total System Fallout: Errors that require manual review by the LSCS to determine if the error is caused by the CLEC, or is due to BellSouth system functionality. If it is determined the error is caused by the CLEC, the LSR will be sent back to the CLEC for clarification. If it is determined the error is BellSouth caused, the LCSC representative will correct the error, and the LSR will continue to be processed.

Z Status: LSRs that receive a supplemental LSR submission prior to final disposition of the original LSR.

Calculation

Percent Flow Through = $a \div [b - (c + d + e + f)] \times 100$

- a = The total number of LSRs that flow through LESOG/LAUTO and reach a status for a FOC to be issued
- b = the number of LSRs passed from LEO/LNP Gateway to LESOG/LAUTO
- c = the number of LSRs that fall out for manual processing
- d = the number of LSRs that are returned to the CLEC for clarification
- e = the number of LSRs that contain errors made by CLECs
- f = the number of LSRs that receive a Z status.

Percent Achieved Flow Through = $a \div [b - (c + d + e)] \times 100$

- a = the number of LSRs that flow through LESOG/LAUTO and reach a status for a FOC to be issued.
- b = the number of LSRs passed from LEO/LNP Gateway to LESOG/LAUTO
- c = the number of LSRs that are returned to the CLEC for clarification
- d = the number of LSRs that contain errors made by CLECs
- e = the number of LSRs that receive Z status

Report Structure

Provides the flow through percentage for each CLEC (by alias designation) submitting LSRs through the CLEC mechanized ordering process. The report provides the following:

- CLEC (by alias designation)
- Number of fatal rejects
- Mechanized interface used
- Total mechanized LSRs
- Total manual fallout
- Number of auto clarifications returned to CLEC
- Number of validated LSRs
- Number of BellSouth caused fallout
- Number of CLEC caused fallout
- Number of Service Orders Issued
- Base calculation
- CLEC error excluded calculation

Data Retained

Relating to CLEC Experience	Relating to BellSouth Performance
<ul style="list-style-type: none"> • Report Month • Total Number of LSRs Received, by Interface, by CLEC <ul style="list-style-type: none"> - TAG - EDI - LENS • Total Number of Errors by Type, by CLEC <ul style="list-style-type: none"> - Fatal Rejects - Auto Clarification - CLEC Errors • Total Number of Errors by Error Code • Total Fallout for Manual Processing 	<ul style="list-style-type: none"> • Report Month • Total Number of Errors by Type <ul style="list-style-type: none"> - Bellsouth System Error

SQM Disaggregation - Analog/Benchmark

SQM Level of Disaggregation	Retail Analog/Benchmark ^a
<ul style="list-style-type: none"> • Residence 	<ul style="list-style-type: none"> • Benchmark: 95%

SQM Level of Disaggregation	Retail Analog/Benchmark ^a
• Business	• Benchmark: 90%
• UNE	• Benchmark: 85%
• LNP	• Benchmark: 85%

a. Benchmarks do not apply to the "Percent Achieved Flow Through."

SEEM Measure

SEEM Measure		
Yes	Tier I	X
	Tier II	
	Tier III	

SEEM Disaggregation - Analog/Benchmark

SEEM Disaggregation	SEEM Analog/Benchmark ^a
• Residence	• Benchmark: 95%
• Business	• Benchmark: 90%
• UNE	• Benchmark: 85%
• LNP	• Benchmark: 85%

a. Benchmarks do not apply to the "Percent Achieved Flow Through."

O-5: Flow-Through Error Analysis

Definition

An analysis of each error type (by error code) that was experienced by the LSRs that did not flow through or reached a status for a FOC to be issued.

Exclusions

Each Error Analysis is error code specific, therefore exclusions are not applicable.

Business Rules

The CLEC mechanized ordering process includes all LSRs, including supplements (subsequent versions) which are submitted through one of the three gateway interfaces (TAG, EDI, and LENS), that flow through and reach a status for a FOC to be issued. The CLEC mechanized ordering process does not include LSRs which are submitted manually (for example, fax and courier).

Calculation

Total for each error type.

Report Structure

Provides an analysis of each error type (by error code). The report is in descending order by count of each error code and provides the following:

- Error Type (by error code)
- Count of each error type
- Percent of each error type
- Cumulative percent
- Error Description
- CLEC Caused Count of each error code
- Percent of aggregate by CLEC caused count
- Percent of CLEC caused count
- BellSouth Caused Count of each error code
- Percent of aggregate by BellSouth caused count
- Percent of BellSouth by BellSouth caused count.

Data Retained

Relating to CLEC Experience	Relating to BellSouth Performance
<ul style="list-style-type: none"> • Report Month • Total Number of LSRs Received • Total Number of Errors by Type (by error code) <ul style="list-style-type: none"> - CLEC Caused Error 	<ul style="list-style-type: none"> • Report Month • Total Number of Errors by Type (by error code) <ul style="list-style-type: none"> - BellSouth System Error

SQM Disaggregation - Analog/Benchmark

SQM Level of Disaggregation	Retail Analog/Benchmark
<ul style="list-style-type: none"> • Not Applicable 	<ul style="list-style-type: none"> • Not Applicable

SEEM Measure

SEEM Measure		
No	Tier I	
	Tier II	
	Tier III	

SEEM Disaggregation - Analog/Benchmark

SEEM Disaggregation	SEEM Analog/Benchmark
• Not Applicable	• Not Applicable

O-6: CLEC LSR Information

Definition

A list with the flow through activity of LSRs by CC, PON and Ver, issued by each CLEC during the report period.

Exclusions

- Fatal Rejects
- LSRs submitted manually

Business Rules

The CLEC mechanized ordering process includes all LSRs, including supplements (subsequent versions) which are submitted through one of the three gateway interfaces (TAG, EDI, and LENS), that flow through and reach a status for a FOC to be issued. The CLEC mechanized ordering process does not include LSRs which are submitted manually (for example, fax and courier).

Calculation

NA

Report Structure

Provides a list with the flow through activity of LSRs by CC, PON and Ver, issued by each CLEC during the report period with an explanation of the of the columns and content. This report is available on a CLEC specific basis. The report provides the following for each LSR.

- CC
- PON
- Ver
- Timestamp
- Type
- Err #
- Note or Error Description

Data Retained

Relating to CLEC Experience	Relating to BellSouth Experience
<ul style="list-style-type: none"> • Report Month • Record of LSRs Received by CC, PON and Ver • Record of Timestamp, Type, Err # and Note or Error Description for each LSR by CC, PON and Ver 	<ul style="list-style-type: none"> • Not Applicable

SQM Disaggregation - Analog/Benchmark

SQM Level of Disaggregation	Retail Analog/Benchmark
<ul style="list-style-type: none"> • Not Applicable 	<ul style="list-style-type: none"> • Not Applicable

SEEM Measure

SEEM Measure		
No	Tier I	
	Tier II	
	Tier III	

SEEM Disaggregation - Analog/Benchmark

SEEM Disaggregation	SEEM Analog/Benchmark
• Not Applicable	• Not Applicable

LSR Flow-Through Matrix

PRODUCT	F/T ³	COMPLEX SERVICE	COMPLEX ORDER	PLANNED FALLOUT FOR MANUAL HANDLING ¹	EDI	TAG ²	LENS ⁴	COMMENTS
2 wire analog DID trunk port	No	UNE	Yes	NA	N	N	N	
2 wire analog port	Yes	UNE	No	No	Y	Y	N	
2 wire ISDN digital line side port	No	UNE	Yes	NA	N	N	N	
2 wire ISDN digital loop	Yes	UNE	Yes	No	Y	Y	N	
3 Way Calling	Yes	No	No	No	Y	Y	Y	
4 wire analog voice grade loop	Yes	UNE	Yes	No	Y	Y	N	
4 wire DS0 & PRI digital loop	No	UNE	Yes	NA	N	N	N	
4 wire DS1 & PRI digital loop	No	UNE	Yes	NA	N	N	N	
4 wire ISDN DSI digital trunk ports	No	UNE	Yes	NA	N	N	N	
Accupulse	No	Yes	Yes	NA	N	N	N	
ADSL	Yes	UNE	No	No	Y	Y	N	
Area Plus	Yes	No	No	No	Y	Y	Y	
Basic Rate ISDN	No	Yes	Yes	Yes	Y	Y	N	
Call Block	Yes	No	No	No	Y	Y	Y	
Call Forwarding-Variable	Yes	No	No	No	Y	Y	Y	
Call Return	Yes	No	No	No	Y	Y	Y	
Call Selector	Yes	No	No	No	Y	Y	Y	
Call Tracing	Yes	No	No	No	Y	Y	Y	
Call Waiting	Yes	No	No	No	Y	Y	Y	
Call Waiting Deluxe	Yes	No	No	No	Y	Y	Y	
Caller ID	Yes	No	No	No	Y	Y	Y	
CENTREX	No	Yes	Yes	NA	N	N	N	
DID WITH PBX ACT W	No	Yes	Yes	Yes	Y	N	Y	
DID ACT W	No	Yes	Yes	Yes	Y	N	Y	
Digital Data Transport	No	UNE	Yes	NA	N	N	N	
Directory Listing Indentions	No	No	No	Yes	Y	Y	Y	
Directory Listings Captions	No	No	Yes	Yes	Y	Y	Y	
Directory Listings (simple)	Yes	No	No	No	Y	Y	Y	
DS3	No	UNE	Yes	NA	N	N	N	
DS1 Loop	Yes	UNE	Yes	No	Y	Y	N	

LSR Flow-Through Matrix

PRODUCT	F/T ³	COMPLEX SERVICE	COMPLEX ORDER	PLANNED FALLOUT FOR MANUAL HANDLING ¹	EDI	TAG ²	LENS ⁴	COMMENTS
DSO Loop	Yes	UNE	Yes	No	Y	Y	N	
Enhanced Caller ID	Yes	No	No	No	Y	Y	Y	
ESSX	No	Yes	Yes	NA	N	N	N	
Flat Rate/Business	Yes	No	No	No	Y	Y	Y	
Flat Rate/Residence	Yes	No	No	No	Y	Y	Y	
FLEXSERV	No	Yes	Yes	NA	N	N	N	
Frame Relay	No	Yes	Yes	NA	N	N	N	
FX	No	Yes	Yes	NA	N	N	N	
Ga. Community Calling	Yes	No	No	No	Y	Y	Y	
HDSL	Yes	UNE	No	No	Y	Y	N	
Hunting MLH	No	C/S ⁴	C/S	Yes	Y	Y	N	
Hunting Series Completion	Yes	C/S	C/S	No	Y	Y	Y	
INP to LNP Conversions	No	UNE	Yes	Yes	Y	Y	N	
LightGate	No	Yes	Yes	NA	N	N	N	
Line Sharing	Yes	UNE	No	No	Y	Y	N	
Local Number Portability	Yes	UNE	Yes	No	Y	Y	N	
LNP with Complex Listing	No	UNE	Yes	Yes	Y	Y	N	
LNP with Partial Migration	No	UNE	Yes	Yes	Y	Y	N	
LNP with Complex Services	No	UNE	Yes	Yes	Y	Y	N	
Loop+INP	Yes	UNE	No	No	Y	Y	N	
Loop+LNP	Yes	UNE	No	No	Y	Y	N	
Measured Rate/Bus.	Yes	No	No	No	Y	Y	Y	
Measured Rate/Res.	Yes	No	No	No	Y	Y	Y	
Megalink	No	Yes	Yes	NA	N	N	N	
Megalink-T1	No	Yes	Yes	NA	N	N	N	
Memory Call	Yes	No	No	No	Y	Y	Y	
Memory Call Ans. Svc.	Yes	No	No	No	Y	Y	Y	
Multiserv	No	Yes	Yes	NA	N	N	N	
Native Mode LAN Interconnection (NMLI)	No	Yes	Yes	NA	N	N	N	
Off-Prem Stations	No	Yes	Yes	NA	N	N	N	
Optional Calling Plan	Yes	No	No	No	Y	Y	Y	

LSR Flow-Through Matrix

PRODUCT	F/T ³	COMPLEX SERVICE	COMPLEX ORDER	PLANNED FALLOUT FOR MANUAL HANDLING ¹	EDI	TAG ²	LENS ⁴	COMMENTS
Package/Complete Choice and area plus	Yes	No	No	No	Y	Y	Y	
Pathlink Primary Rate ISDN	No	Yes	Yes	NA	N	N	N	
Pay Phone Provider	No	No	No	NA	N	N	N	
PBX Standalone ACT A, C, D	No	Yes	Yes	Yes	Y	Y	N	
PBX Trunks	No	Yes	Yes	Yes	Y	Y	N	
Port/Loop Combo	Yes	UNE	No	No	Y	Y	Y	
Port/Loop PBX	No	No	No	Yes	Y	Y	N	
Preferred Call Forward	Yes	No	No	No	Y	Y	Y	
RCF Basic	Yes	No	No	No	Y	Y	Y	
Remote Access to CF	Yes	No	No	No	Y	Y	Y	
Repeat Dialing	Yes	No	No	No	Y	Y	Y	
Ringmaster	Yes	No	No	No	Y	Y	Y	
Smartpath	No	Yes	Yes	NA	N	N	N	
SmartRING	No	Yes	Yes	NA	N	N	N	
Speed Calling	Yes	No	No	No	Y	Y	Y	
Synchronet	No	Yes	Yes	Yes	Y	Y	N	
Tie Lines	No	Yes	Yes	NA	N	N	N	
Touhtone	Yes	No	No	No	Y	Y	Y	
Unbundled Loop-Analog 2W, SL1, SL2	Yes	UNE	No	No	Y	Y	Y	
WATS	No	Yes	Yes	NA	N	N	N	
XDSL	Yes	UNE	No	No	Y	Y	N	
XDSL Extended LOOP	No	UNE	Yes	NA	N	N	N	
Collect Call Block	Yes	No	No	No	Y	Y	Y	
900 Call Block	Yes	No	No	No	Y	Y	Y	
3rd Party Call Block	Yes	No	No	No	Y	Y	Y	
Three Way Call Block	Yes	No	No	No	Y	Y	Y	
PIC/LPIC Change	Yes	No	No	No	Y	Y	Y	
PIC/LPIC Freeze	Yes	No	No	No	Y	Y	Y	

Note¹: Planned Fallout for Manual Handling denotes those services that are electronically submitted and are not intended to flow through due to the complexity of the service.

Note²: The TAG column includes those LSRs submitted via Robo TAG.

Note³: For all services that indicate 'No' for flow-through, the following reasons, in addition to errors or complex services, also prompt manual handling: Expedites from CLECs, special pricing plans, denials restore and conversion or disconnect and conversion both required, partial migrations (although conversions-as-is flow through for issue 9), class of service invalid in certain states with some TOS e.g. government, or cannot be changed when changing main TN on C activity, low volume e.g. activity type T=move, pending order review required, more than 25 business lines, CSR inaccuracies such as invalid or missing CSR data in CRIS, Directory listings – Indentions, Directory listings – Captions, transfer of calls option for CLEC end user – new TN not yet posted to BOCRIS. Many are unique to the CLEC environment.

Note⁴: Services with C/S in the Complex Service and/or the Complex Order columns can be either complex or simple.

Note⁵: EELs are manually ordered.

O-7: Percent Rejected Service Requests

Definition

Percent Rejected Service Request is the percent of total Local Service Requests (LSRs) received which are rejected due to error or omission. An LSR is considered valid when it is submitted by the CLEC and passes edit checks to insure the data received is correctly formatted and complete.

Exclusions

- Service Requests canceled by the CLEC prior to being rejected/clarified.
- Scheduled OSS Maintenance

Business Rules

Fully Mechanized: An LSR is considered “rejected” when it is submitted electronically but does not pass LEO edit checks in the ordering systems (EDI, LENS, TAG, LEO, LESOG) and is returned to the CLEC without manual intervention. There are two types of “Rejects” in the Mechanized category:

A **Fatal Reject** occurs when a CLEC attempts to electronically submit an LSR but required fields are either not populated or incorrectly populated and the request is returned to the CLEC before it is considered a valid LSR.

Fatal rejects are reported in a separate column, and for informational purposes ONLY. Fatal rejects are excluded from the calculation of the percent of total LSRs rejected or the total number of rejected LSRs.

An **Auto Clarification** occurs when a valid LSR is electronically submitted but rejected from LESOG because it does not pass further edit checks for order accuracy.

Partially Mechanized: A valid LSR, which is electronically submitted (via EDI, LENS, TAG) but cannot be processed electronically and “falls out” for manual handling. It is then put into “clarification” and sent back (rejected) to the CLEC.

Total Mechanized: Combination of Fully Mechanized and Partially Mechanized LSRs electronically submitted by the CLEC.

Non-Mechanized: LSRs which are faxed or mailed to the LCSC for processing and “clarified” (rejected) back to the CLEC by the BellSouth service representative.

Interconnection Trunks: Interconnection Trunks are ordered on Access Service Requests (ASRs). ASRs are submitted to and processed by the Interconnection Purchasing Center (IPC). Trunk data is reported separately.

Calculation

Percent Rejected Service Requests = $(a \div b) \times 100$

- a = Total Number of Rejected Service Requests in the Reporting Period
- b = Total Number of Service Requests Received in the Reporting Period

Report Structure

- Fully Mechanized, Partially Mechanized, Total Mechanized, Non-Mechanized
- CLEC Specific
- CLEC Aggregate
- Geographic Scope
 - State
 - Region
- Product Specific Percent Rejected
- Total Percent Rejected

Data Retained

Relating to CLEC Experience	Relating to BellSouth Performance
<ul style="list-style-type: none"> • Report Month • Total Number of LSRs • Total Number of Rejects • State and Region • Total Number of ASRs (Trunks) 	<ul style="list-style-type: none"> • Not Applicable

SQM Disaggregation - Analog/Benchmark

SQM Level of Disaggregation	Retail Analog/Benchmark
Mechanized, Partially Mechanized and Non-Mechanized <ul style="list-style-type: none"> • Resale - Residence • Resale - Business • Resale – Design (Special) • Resale PBX • Resale Centrex • Resale ISDN • LNP Standalone • INP Standalone • 2W Analog Loop Design • 2W Analog Loop Non-Design • 2W Analog Loop w/INP Design • 2W Analog Loop w/INP Non-Design • 2W Analog Loop w/LNP Design • 2W Analog Loop w/LNP Non-Design • UNE Loop + Port Combinations • Switch Ports • UNE Combination Other • UNE xDSL (ADSL, HDSL, UCL) • Line Sharing • UNE ISDN Loop • UNE Other Design • UNE Other Non-Design • Local Interoffice Transport • Local Interconnection Trunks 	<ul style="list-style-type: none"> • Diagnostic

SEEM Measure

SEEM Measure		
No	Tier I	
	Tier II	
	Tier III	

SEEM Disaggregation - Analog/Benchmark

SEEM Disaggregation	SEEM Analog/Benchmark
• Not Applicable	• Not Applicable

O-8: Reject Interval

Definition

Reject Interval is the average reject time from receipt of an LSR to the distribution of a Reject. An LSR is considered valid when it is submitted by the CLEC and passes edit checks to insure the data received is correctly formatted and complete.

Exclusions

- Service Requests canceled by CLEC prior to being rejected/clarified.
- Designated Holidays are excluded from the interval calculation.
- LSRs which are identified and classified as “Projects”
- The following hours for Partially mechanized and Non-mechanized LSRs are excluded from the interval calculation:

Residence Resale Group – Monday through Saturday 7:00PM until 7:00AM
From 7:00 PM Saturday until 7:00 AM Monday

Business Resale, Complex, UNE Groups – Monday through Friday 6:00PM until 8:00AM
From 6:00 PM Friday until 8:00 AM Monday.

The hours excluded will be altered to reflect changes in the Center operating hours. The LCSC will accept faxed LSRs only during posted hours of operation.

The interval will be the amount of time accrued from receipt of the LSR until normal closing of the center if an LSR is worked using overtime hours.

In the case of a Partially Mechanized LSR received and worked after normal business hours, the interval will be set at one (1) minute.

- Scheduled OSS Maintenance

Business Rules

Fully Mechanized: The elapsed time from receipt of a valid electronically submitted LSR (date and time stamp in EDI, LENS or TAG) until the LSR is rejected (date and time stamp or reject in EDI, TAG or LENS). Auto Clarifications are considered in the Fully Mechanized category.

Partially Mechanized: The elapsed time from receipt of a valid electronically submitted LSR (date and time stamp in EDI, LENS or TAG) until it falls out for manual handling. The stop time on partially mechanized LSRs is when the LCSC Service Representative clarifies the LSR back to the CLEC via LENS, EDI, or TAG.

Total Mechanized: Combination of Fully Mechanized and Partially Mechanized LSRs which are electronically submitted by the CLEC.

Non-Mechanized: The elapsed time from receipt of a valid LSR (date and time stamp of FAX or date and time mailed LSR is received in the LCSC) until notice of the reject (clarification) is returned to the CLEC via LON.

Interconnection Trunks: Interconnection Trunks are ordered on Access Service Requests (ASRs). ASRs are submitted to and processed by the Local Interconnection Service Center (LISC). Trunk data is reported separately. All interconnection trunks are counted in the non-mechanized category.

Calculation

Reject Interval = (a - b)

- a = Date and Time of Service Request Rejection
- b = Date and Time of Service Request Receipt

Average Reject Interval = (c ÷ d)

- c = Sum of all Reject Intervals
- d = Number of Service Requests Rejected in Reporting Period

Report Structure

- CLEC Specific
- CLEC Aggregate

- Fully Mechanized, Partially Mechanized, Total Mechanized, Non-Mechanized
- Geographic Scope
 - State
 - Region
- Mechanized:
 - 0 - ≤ 4 minutes
 - >4 - ≤ 8 minutes
 - >8 - ≤ 12 minutes
 - >12 - ≤ 60 minutes
 - 0 - ≤ 1 hour
 - >1 - ≤ 4 hours
 - >4 - ≤ 8 hours
 - >8 - ≤ 12 hours
 - >12 - ≤ 16 hours
 - >16 - ≤ 20 hours
 - >20 - ≤ 24 hours
 - >24 hours
- Partially Mechanized:
 - 0 - ≤ 1 hour
 - >1 - ≤ 4 hours
 - >4 - ≤ 8 hours
 - >8 - ≤ 10 hours
 - 0 - ≤ 10 hours
 - >10 - ≤ 18 hours
 - 0 - ≤ 18 hours
 - >18 - ≤ 24 hours
 - >24 hours
- Non-mechanized:
 - 0 - ≤ 1 hour
 - >1 - ≤ 4 hours
 - >4 - ≤ 8 hours
 - >8 - ≤ 12 hours
 - >12 - ≤ 16 hours
 - >16 - ≤ 20 hours
 - >20 - ≤ 24 hours
 - 0 - ≤ 24 hours
 - > 24 hours
- Trunks:
 - ≤ 4 days
 - >4 - ≤ 8 days
 - >8 - ≤ 12 days
 - >12 - ≤ 14 days
 - >14 - ≤ 20 days
 - >20 days

Data Retained

Relating to CLEC Experience	Relating to BellSouth Performance
Report Month <ul style="list-style-type: none"> • Reject Interval • Total Number of LSRs • Total Number of Rejects • State and Region • Total Number of ASRs (Trunks) 	<ul style="list-style-type: none"> • Not Applicable

SQM Disaggregation - Analog/Benchmark

O-8: Reject Interval

SQM Level of Disaggregation	Retail Analog/Benchmark
<ul style="list-style-type: none"> • Resale – Residence • Resale – Business • Resale – Design (Special) • Resale PBX • Resale Centrex • Resale ISDN • LNP Standalone • INP Standalone • 2W Analog Loop Design • 2W Analog Loop Non-Design • 2W Analog Loop w/INP Design • 2W Analog Loop w/INP Non-Design • 2W Analog Loop w/LNP Design • 2W Analog Loop w/LNP Non-Design • UNE Loop + Port Combinations • Switch Ports • UNE Combination Other • UNE xDSL (ADSL, HDSL, UCL) • Line Sharing • UNE ISDN Loops • UNE Other Non-Design • Local Interoffice Transport • UNE Other Design 	<ul style="list-style-type: none"> • Mechanized: <ul style="list-style-type: none"> - 97% within 1 Hour • Partially Mechanized: <ul style="list-style-type: none"> - 85% within 24 hours - 85% within 18 Hours (05/01/01) - 85% within 10 Hours (08/01/01) • Non-Mechanized: - 85% within 24 hours
<ul style="list-style-type: none"> • Local Interconnection Trunks 	<ul style="list-style-type: none"> • Trunks: - 85% within 4 Days

SEEM Measure

SEEM Measure		
Yes	Tier I	X
	Tier II	X
	Tier III	

SEEM Disaggregation - Analog/Benchmark

SEEM Disaggregation	SEEM Analog/Benchmark
<ul style="list-style-type: none"> • Fully Mechanized 	<ul style="list-style-type: none"> • 97% ≤ 1 hour
<ul style="list-style-type: none"> • Partially Mechanized 	<ul style="list-style-type: none"> • 85% within 24 hours • 85% within 18 hours (05/01/01) • 85% within 10 hours (08/01/01)
<ul style="list-style-type: none"> • Non-Mechanized 	<ul style="list-style-type: none"> • 85% within 24 hours

O-9: Firm Order Confirmation Timeliness

Definition

Interval for Return of a Firm Order Confirmation (FOC Interval) is the average response time from receipt of valid LSR to distribution of a Firm Order Confirmation.

Exclusions

- Rejected LSRs
- Designated Holidays are excluded from the interval calculation.
- LSRs which are identified and classified as “Projects”
- The following hours for Partially Mechanized and Non-mechanized LSRs are excluded from the interval calculation:

Residence Resale Group – Monday through Saturday 7:00PM until 7:00AM

From 7:00 PM Saturday until 7:00 AM Monday.

Business Resale, Complex, UNE Groups – Monday through Friday 6:00PM until 8:00AM

From 6:00 PM Friday until 8:00 AM Monday.

The hours excluded will be altered to reflect changes in the Center operating hours. The LCSC will accept faxed LSRs only during posted hours of operation.

The interval will be the amount of time accrued from receipt of the LSR until normal closing of the center if an LSR is worked using overtime hours.

In the case of a Partially Mechanized LSR received and worked after normal business hours, the interval will be set at one (1) minute.

- Scheduled OSS Maintenance

Business Rules

- **Fully Mechanized:** The elapsed time from receipt of a valid electronically submitted LSR (date and time stamp in EDI, LENS or TAG) until the LSR is processed, appropriate service orders are generated and a Firm Order Confirmation is returned to the CLEC via EDI, LENS or TAG.
- **Partially Mechanized:** The elapsed time from receipt of a valid electronically submitted LSR (date and time stamp in EDI, LENS, or TAG) which falls out for manual handling until appropriate service orders are issued by a BellSouth service representative via Direct Order Entry (DOE) or Service Order Negotiation Generation System (SONGS) to SOCS and a Firm Order Confirmation is returned to the CLEC via EDI, LENS, or TAG.
- **Total Mechanized:** Combination of Fully Mechanized and Partially Mechanized LSRs which are electronically submitted by the CLEC.
- **Non-Mechanized:** The elapsed time from receipt of a valid paper LSR (date and time stamp of FAX or date and time paper LSRs received in LCSC) until appropriate service orders are issued by a BellSouth service representative via Direct Order Entry (DOE) or Service Order Negotiation Generation System (SONGS) to SOCS and a Firm Order Confirmation is sent to the CLEC via LON.
- **Interconnection Trunks:** Interconnection Trunks are ordered on Access Service Requests (ASRs). ASRs are submitted to and processed by the Local Interconnection Service Center (LISC). Trunk data is reported separately.

Calculation

Firm Order Confirmation Interval = (a - b)

- a = Date & Time of Firm Order Confirmation
- b = Date & Time of Service Request Receipt)

Average FOC Interval = (c ÷ d)

- c = Sum of all FOC Intervals
- d = Total Number of Service Requests Confirmed in Reporting Period

FOC Interval Distribution (for each interval) = (e ÷ f) X 100

- e = Service Requests Confirmed in interval
- f = Total Service Requests Confirmed in the Reporting Period

Report Structure

- Fully Mechanized, Partially Mechanized, Total Mechanized, Non-Mechanized
 - CLEC Specific
 - CLEC Aggregate
- Geographic Scope
 - State
 - Region
- Fully Mechanized:
 - 0 - ≤ 15 minutes
 - >15 - ≤ 30 minutes
 - >30 - ≤ 45 minutes
 - >45 - ≤ 60 minutes
 - >60 - ≤ 90 minutes
 - >90 - ≤ 120 minutes
 - >120 - ≤ 180 minutes
 - 0 - ≤ 3 hours
 - >3 - ≤ 6 hours
 - >6 - ≤ 12 hours
 - >12 - ≤ 24 hours
 - >24 - ≤ 48 hours
 - >48 hours
- Partially Mechanized:
 - 0 - ≤ 4 hours
 - >4 - ≤ 8 hours
 - >8 - ≤ 10 hours
 - 0 - ≤ 10 hours
 - >10 - ≤ 18 hours
 - 0 - ≤ 18 hours
 - >18 - ≤ 24 hours
 - 0 - ≤ 24 hours
 - >24 - ≤ 48 hours
 - >48 hours
- Non-Mechanized
 - 0 - ≤ 4 hours
 - >4 - ≤ 8 hours
 - >8 - ≤ 12 hours
 - >12 - ≤ 16 hours
 - >16 - ≤ 20 hours
 - >20 - ≤ 24 hours
 - >24 - ≤ 36 hours
 - 0 - ≤ 36 hours
 - >36 - ≤ 48 hours
 - >48 hours
- Trunks:
 - 0 - ≤ 5 days
 - >5 - ≤ 10 days
 - 0 - ≤ 10 days
 - >10 - ≤ 15 days
 - >15 - ≤ 20 days
 - >20 days

Data Retained

Relating to CLEC Experience	Relating to BellSouth Performance
<ul style="list-style-type: none"> • Report Month • Interval for FOC • Total Number of LSRs • State and Region • Total Number of ASRs (Trunks) 	<ul style="list-style-type: none"> • Not Applicable

SQM Disaggregation - Analog/Benchmark

SQM Level of Disaggregation	Retail Analog/Benchmark
<ul style="list-style-type: none"> • Resale – Residence • Resale – Business • Resale – Design (Special) • Resale PBX • Resale Centrex • Resale ISDN • LNP Standalone • INP Standalone • 2W Analog Loop Design • 2W Analog Loop Non-Design • 2W Analog Loop w/INP Design • 2W Analog Loop w/INP Non-Design • 2W Analog Loop w/LNP Design • 2W Analog Loop w/LNP Non-Design • UNE Loop + Port Combinations • Switch Ports • UNE Combination Other • UNE xDSL (ADSL, HDSL, UCL) • Line Sharing • UNE ISDN Loops • UNE Other Design • UNE Other Non-Design • Local Interoffice Transport 	<ul style="list-style-type: none"> • Mechanized: - 95% within 3 Hours • Partially Mechanized: <ul style="list-style-type: none"> - 85% within 24 hours - 85% within 18 Hours (05/01/01) - 85% within 10 Hours (08/01/01) • Non-Mechanized: - 85% within 36 hours
<ul style="list-style-type: none"> • Local Interconnection Trunks 	<ul style="list-style-type: none"> • Trunks: - 95% within 10 days

SEEM Measure

SEEM Measure		
Yes	Tier I	X
	Tier II	X
	Tier III	

SEEM Disaggregation - Analog/Benchmark

SEEM Disaggregation	SEEM Analog/Benchmark
<ul style="list-style-type: none"> • Fully Mechanized 	<ul style="list-style-type: none"> • 95% within 3 hours
<ul style="list-style-type: none"> • Partially Mechanized 	<ul style="list-style-type: none"> • 85% within 24 hours • 85% within 18 Hours (05/01/01) • 85% within 10 Hours (08/01/01)

SEEM Disaggregation	SEEM Analog/Benchmark
• Non-Mechanized	• 85% within 36 hours
• IC Trunks	• 95% within 10 days

O-10: Service Inquiry with LSR Firm Order Confirmation (FOC) Response Time Manual¹

Definition

This report measures the interval and the percent within the interval from the submission of a Service Inquiry (SI) with Firm Order LSR to the distribution of a Firm Order Confirmation (FOC).

Exclusions

- Designated Holidays are excluded from the interval calculation.
- Weekend hours from 5:00PM Friday until 8:00AM Monday are excluded from the interval calculation of the Service Inquiry.
- Canceled Requests
- Electronically Submitted Requests
- Scheduled OSS Maintenance

Business Rules

This measurement combines four intervals:

1. From receipt of Service Inquiry with LSR to hand off to the Service Advocacy Center (SAC) for Loop 'Look-up'.
2. From SAC start date to SAC complete date.
3. From SAC complete date to the Complex Resale Support Group (CRSG) complete date with hand off to LCSC.
4. From receipt of SI/LSR in the LCSC to Firm Order Confirmation.

Calculation

FOC Timeliness Interval = (a - b)

- a = Date and Time Firm Order Confirmation (FOC) for SI with LSR returned to CLEC
- b = Date and Time SI with LSR received

Average Interval = (c ÷ d)

- c = Sum of all FOC Timeliness Intervals
- d = Total number of SIs with LSRs received in the reporting period

Percent Within Interval = (e ÷ f) X 100

- e = Total number of Service Inquiries with LSRs received by the CRSG to distribution of FOC by the Local Carrier Service Center (LCSC)
- f = Total number of Service Inquiries with LSRs received in the reporting period

Report Structure

- CLEC Aggregate
- CLEC Specific
- Geographic Scope
 - State
 - Region
- Intervals
 - 0 – ≤ 3 days
 - >3 – ≤ 5 days
 - 0 – ≤ 5 days
 - >5 – ≤ 7 days
 - >7 – ≤ 10 days
 - >10 – ≤ 15 days
 - >15 days
- Average Interval measured in days

1. See O-9 for FOC Timeliness

Data Retained

Relating to CLEC Experience	Relating to BellSouth Experience
<ul style="list-style-type: none"> • Report Month • Total Number of Requests • SI Intervals • State and Region 	<ul style="list-style-type: none"> • Not Applicable

SQM Disaggregation - Analog/Benchmark

SQM LEVEL of Disaggregation	Retail Analog/Benchmark
<ul style="list-style-type: none"> • xDSL (includes UNE unbundled ADSL, HDSL and UNE Unbundled Copper Loops) • Unbundled Interoffice Transport 	<ul style="list-style-type: none"> • 95% Returned within 5 Business days

SEEM Measure

SEEM Measure		
No	Tier I	
	Tier II	
	Tier III	

SEEM Disaggregation - Analog/Benchmark

SEEM Disaggregation	SEEM Analog/Benchmark
<ul style="list-style-type: none"> • Not Applicable 	<ul style="list-style-type: none"> • Not Applicable

O-11: Firm Order Confirmation and Reject Response Completeness

Definition

A response is expected from BellSouth for every Local Service Request transaction (version). More than one response or differing responses per transaction is not expected. Firm Order Confirmation and Reject Response Completeness is the corresponding number of Local Service Requests received to the combination of Firm Order Confirmation and Reject Responses.

Exclusions

- Service Requests canceled by the CLEC prior to FOC or Rejected/Clarified
- Non-Mechanized LSRs
- Scheduled OSS Maintenance

Business Rules

Mechanized – The number of FOCs or Auto Clarifications sent to the CLEC from LENS, EDI, TAG in response to electronically submitted LSRs (date and time stamp in LENS, EDI, TAG).

Partially Mechanized – The number of FOCs or Rejects sent to the CLEC from LENS, EDI, TAG in response to electronically submitted LSRs (date and time stamp in LENS, EDI, TAG), which fall out for manual handling by the LCSC personnel.

Total Mechanized – The number of the combination of Fully Mechanized and Partially Mechanized LSRs

Non-Mechanized – The number of FOCs or Rejects sent to the CLEC via FAX Server in response to manually submitted LSRs (date and time stamp in FAX Server).

Note: Manual (Non-Mechanized) LSRs have no version control by the very nature of the manual process, therefore, non-mechanized LSRs are not captured by this report.

For CLEC Results:

Firm Order Confirmation and Reject Response Completeness is determined in two dimensions:

Percent responses is determined by computing the number of Firm Order Confirmations and Rejects transmitted by BellSouth and dividing by the number of Local Service Requests (all versions) received in the reporting period.

Percent of multiple responses is determined by computing the number of Local Service Request unique versions receiving more than one Firm Order Confirmation, Reject or the combination of the two and dividing by the number of Local Service Requests (all versions) received in the reporting period.

Calculation

Single FOC/Reject Response Expected

Firm Order Confirmation / Reject Response Completeness = $(a \div b) \times 100$

- a = Total Number of Service Requests for which a Firm Order Confirmation or Reject is Sent
- b = Total Number of Service Requests Received in the Report Period

Multiple or Differing FOC / Reject Responses Not Expected

Response Completeness = $[(a + b) \div c] \times 100$

- a = Total Number of Firm Order Confirmations Per LSR Version
- b = Total Number of Reject Responses Per LSR Version
- c = Total Number of Service Requests (All Versions) Received in the Reporting Period

Report Structure

Fully Mechanized, Partially Mechanized, Total Mechanized, Non-Mechanized

- State and Region
- CLEC Specific
- CLEC Aggregate
- BellSouth Specific

Data Retained

Relating to CLEC Experience	Relating to BellSouth Experience
Report Month • Reject Interval • Total Number of LSRs • Total Number of Rejects	• Not Applicable

SQM Disaggregation - Analog/Benchmark

SQM LEVEL of Disaggregation	Retail Analog/Benchmark
<ul style="list-style-type: none"> • Resale Residence • Resale Business • Resale Design • Resale PBX • Resale Centrex • Resale ISDN • LNP Standalone • INP Standalone • 2W Analog Loop Design • 2W Analog Loop Non – Design • 2W Analog Loop w/ INP Design • 2W Analog Loop w/ INP Non – Design • 2W Analog Loop w/ LNP Design • 2W Analog Loop w/ LNP Non – Design • UNE Loop and Port Combinations • Switch Ports • UNE Combination Other • UNE xDSL (ADSL, HDSL, UCL) • Line Sharing • UNE ISDN Loops • UNE Other Design • UNE Other Non - Design • Local Interoffice Transport • Local Interconnection Trunks 	<ul style="list-style-type: none"> • 95% Returned

SEEM Measure

SEEM Measure		
Yes	Tier I	X
	Tier II	X
	Tier III	

SEEM Disaggregation - Analog/Benchmark

SEEM Disaggregation	SEEM Analog/Benchmark
<ul style="list-style-type: none"> • Fully Mechanized 	<ul style="list-style-type: none"> • 95% Returned

O-12: Speed of Answer in Ordering Center

Definition

Measures the average time a customer is in queue.

Exclusions

None

Business Rules

The clock starts when the appropriate option is selected (i.e., 1 for Resale Consumer, 2 for Resale Multiline, and 3 for UNE-LNP, etc.) and the call enters the queue for that particular group in the LCSC. The clock stops when a BellSouth service representative in the LCSC answers the call. The speed of answer is determined by measuring and accumulating the elapsed time from the entry of a CLEC call into the BellSouth automatic call distributor (ACD) until a service representative in BellSouth's Local Carrier Service Center (LCSC) answers the CLEC call.

Calculation

Speed of Answer in Ordering Center = $(a \div b)$

- a = Total seconds in queue
- b = Total number of calls answered in the Reporting Period

Report Structure

Aggregate

- CLEC – Local Carrier Service Center
- BellSouth
 - Business Service Center
 - Residence Service Center

Note: Combination of Residence Service Center and Business Service Center data.

Data Retained

Relating to CLEC Experience	Relating to BellSouth Performance
<ul style="list-style-type: none"> • Mechanized tracking through LCSC Automatic Call Distributor 	<ul style="list-style-type: none"> • Mechanized tracking through BellSouth Retail center support system.

SQM Disaggregation - Analog/Benchmark

SQM LEVEL of Disaggregation	Retail Analog/Benchmark
Aggregate <ul style="list-style-type: none"> • CLEC – Local Carrier Service Center • BellSouth <ul style="list-style-type: none"> - Business Service Center - Residence Service Center 	<ul style="list-style-type: none"> • Parity with Retail

SEEM Measure

SEEM Measure		
No	Tier I	
	Tier II	
	Tier III	

SEEM Disaggregation - Analog/Benchmark

SEEM Disaggregation	SEEM Analog/Benchmark
• Not Applicable	• Not Applicable

O-13: LNP-Percent Rejected Service Requests

Definition

Percent Rejected Service Request is the percent of total Local Service Requests (LSRs) which are rejected due to error or omission. An LSR is considered valid when it is electronically submitted by the CLEC and passes LNP Gateway edit checks to insure the data received is correctly formatted and complete, i.e., fatal rejects are never accepted and, therefore, are not included.

Exclusions

- Service Requests canceled by the CLEC
- Scheduled OSS Maintenance

Business Rules

An LSR is considered “rejected” when it is submitted electronically but does not pass edit checks in the ordering systems (EDI, TAG, LNP Gateway, LAUTO) and is returned to the CLEC without manual intervention.

Fully Mechanized: There are two types of “Rejects” in the Fully Mechanized category:

A **Fatal Reject** occurs when a CLEC attempts to electronically submit an LSR (via EDI or TAG) but required fields are not populated correctly and the request is returned to the CLEC.

Fatal rejects are reported in a separate column, and for informational purposes ONLY. They are not considered in the calculation of the percent of total LSRs rejected or the total number of rejected LSRs.

An **Auto Clarification** is a valid LSR which is electronically submitted (via EDI or TAG), but is rejected from LAUTO because it does not pass further edit checks for order accuracy. Auto Clarifications are returned without manual intervention.

Partially Mechanized: A valid LSR which is electronically submitted (via EDI or TAG), but cannot be processed electronically due to a CLEC error and “falls out” for manual handling. It is then put into “clarification”, and sent back (rejected) to the CLEC.

Total Mechanized: Combination of Fully Mechanized and Partially Mechanized rejects.

Non-Mechanized: A valid LSR which is faxed or mailed to the BellSouth LCSC.

Calculation

LNP-Percent Rejected Service Requests = $(a \div b) \times 100$

- a = Number of Service Requests Rejected in the Reporting Period
- b = Number of Service Requests Received in the Reporting Period

Report Structure

- Fully Mechanized, Partially Mechanized, Total Mechanized, Non-Mechanized
- CLEC Specific
- CLEC Aggregate

Data Retained

Relating to CLEC Experience	Relating to BellSouth Experience
<ul style="list-style-type: none"> • Not Applicable 	<ul style="list-style-type: none"> • Not Applicable

SQM Disaggregation - Analog/Benchmark

SQM LEVEL of Disaggregation	Retail Analog/Benchmark
<ul style="list-style-type: none"> • LNP • UNE Loop w/LNP 	<ul style="list-style-type: none"> • Diagnostic

SEEM Measure

SEEM Measure		
No	Tier I	
	Tier II	
	Tier III	

SEEM Disaggregation - Analog/Benchmark

SEEM Disaggregation	SEEM Analog/Benchmark
• Not Applicable	• Not Applicable

O-14: LNP-Reject Interval Distribution & Average Reject Interval

Definition

Reject Interval is the average reject time from receipt of an LSR to the distribution of a Reject. An LSR is considered valid when it is electronically submitted by the CLEC and passes LNP Gateway edit checks to insure the data received is correctly formatted and complete.

Exclusions

- Service Requests canceled by the CLEC
- Designated Holidays are excluded from the interval calculation.
- LSRs which are identified and classified as “Projects”.
- The following hours for Partially mechanized and Non-mechanized LSRs are excluded from the interval calculation:

Residence Resale Group – Monday through Saturday 7:00PM until 7:00AM
From 7:00 PM Saturday until 7:00 AM Monday

Business Resale, Complex, UNE Groups – Monday through Friday 6:00PM until 8:00AM
From 6:00 PM Friday until 8:00 AM Monday.

The hours excluded will be altered to reflect changes in the Center operating hours. The LCSC will accept faxed LSRs only during posted hours of operation.

The interval will be the amount of time accrued from receipt of the LSR until normal closing of the center if an LSR is worked using overtime hours.

In the case of a Partially Mechanized LSR received and worked after normal business hours, the interval will be set at one (1) minute.

- Scheduled OSS Maintenance

Business Rules

The Reject interval is determined for each rejected LSR processed during the reporting period. The Reject interval is the elapsed time from when BellSouth receives LSR until that LSR is rejected back to the CLEC. Elapsed time for each LSR is accumulated for each reporting dimension. The accumulated time for each reporting dimension is then divided by the associated total number of rejected LSRs to produce the reject interval distribution.

An LSR is considered “rejected” when it is submitted electronically but does not pass edit checks in the ordering systems (EDI, TAG, LNP Gateway, LAUTO) and is returned to the CLEC without manual intervention.

Fully Mechanized: There are two types of “Rejects” in the Fully Mechanized category:

A **Fatal Reject** occurs when a CLEC attempts to electronically submit an LSR but required fields are not populated correctly and the request is returned to the CLEC.

An **Auto Clarification** is a valid LSR which is electronically submitted (via EDI or TAG), but is rejected from LAUTO because it does not pass further edit checks for order accuracy. Auto Clarifications are returned without manual intervention.

Partially Mechanized: A valid LSR which electronically submitted (via EDI or TAG), but cannot be processed electronically due to a CLEC error and “falls out” for manual handling. It is then put into “clarification”, and sent back to the CLEC.

Total Mechanized: Combination of Fully Mechanized and Partially Mechanized rejects.

Non-Mechanized: A valid LSR which is faxed or mailed to the BellSouth LCSC.

Calculation

Reject Interval = (a - b)

- a = Date & Time of Service Request Rejection
- b = Date & Time of Service Request Receipt

Average Reject Interval = (c ÷ d)

- c = Sum of all Reject Intervals
- d = Total Number of Service Requests Rejected in Reporting Period

Reject Interval Distribution = $(e \div f) \times 100$

- e = Service Requests Rejected in reported interval
- f = Total Number of Service Requests Rejected in Reporting Period

Report Structure

Fully Mechanized, Partially Mechanized, Total Mechanized, Non-Mechanized

- CLEC Specific
- CLEC Aggregate
- State, Region
- Fully Mechanized:
 - 0 - ≤ 4 minutes
 - >4 - ≤ 8 minutes
 - >8 - ≤ 12 minutes
 - >12 - ≤ 60 minutes
 - 0 - ≤ 1 hour
 - >1 - ≤ 4 hours
 - >4 - ≤ 8 hours
 - >8 - ≤ 12 hours
 - >12 - ≤ 16 hours
 - >16 - ≤ 20 hours
 - >20 - ≤ 24 hours
 - > 24 hours
- Partially Mechanized:
 - 0 - ≤ 1 hour
 - >1 - ≤ 4 hours
 - >4 - ≤ 8 hours
 - >8 - ≤ 10 hours
 - 0 - ≤ 10 hours
 - >10 - ≤ 18 hours
 - 0 - ≤ 18 hours
 - >18 - ≤ 24 hours
 - > 24 hours
- Non-Mechanized:
 - 0 - ≤ 1 hour
 - >1 - ≤ 4 hours
 - >4 - ≤ 8 hours
 - >8 - ≤ 12 hours
 - >12 - ≤ 16 hours
 - >16 - ≤ 20 hours
 - >20 - ≤ 24 hours
 - 0 - ≤ 24 hours
 - >24 hours
- Average Interval in Days or Hours

Data Retained

Relating to CLEC Experience	Relating to BellSouth Experience
<ul style="list-style-type: none"> • Report Month • Reject Interval • Total Number of LSRs • Total number of Rejects • State and Region 	<ul style="list-style-type: none"> • Not Applicable

SQM Disaggregation - Analog/Benchmark

SQM LEVEL of Disaggregation	Retail Analog/Benchmark
<ul style="list-style-type: none"> • LNP • UNE Loop with LNP 	<ul style="list-style-type: none"> • Mechanized: 97% within 1 Hour • Partially Mechanized: 85% within 24 Hours • Partially Mechanized: 85% within 18 Hours (05/01/01) • Partially Mechanized: 85% within 10 Hours (08/01/01) • Non-Mechanized: 85% within 24 Hours

SEEM Measure

SEEM Measure		
No	Tier I	
	Tier II	
	Tier III	

SEEM Disaggregation - Analog/Benchmark

SEEM Disaggregation	SEEM Analog/Benchmark
<ul style="list-style-type: none"> • Not Applicable 	<ul style="list-style-type: none"> • Not Applicable

O-15: LNP-Firm Order Confirmation Timeliness Interval Distribution & Firm Order Confirmation Average Interval

Definition

Interval for Return of a Firm Order Confirmation (FOC Interval) is the average response time from receipt of a valid LSR to distribution of a firm order confirmation.

Exclusions

- Rejected LSRs
- Designated Holidays are excluded from the interval calculation.
- LSRs which are identified and classified as “Projects”.
- The following hours for Partially Mechanized and Non-mechanized LSRs are excluded from the interval calculation:

Residence Resale Group – Monday through Saturday 7:00PM until 7:00AM

From 7:00 PM Saturday until 7:00 AM Monday.

Business Resale, Complex, UNE Groups – Monday through Friday 6:00PM until 8:00AM

From 6:00 PM Friday until 8:00 AM Monday.

The hours excluded will be altered to reflect changes in the Center operating hours. The LCSC will accept faxed LSRs only during posted hours of operation.

The interval will be the amount of time accrued from receipt of the LSR until normal closing of the center if an LSR is worked using overtime hours.

In the case of a Partially Mechanized LSR received and worked after normal business hours, the interval will be set at one (1) minute.

- Scheduled OSS Maintenance.

Business Rules

- **Fully Mechanized:** The elapsed time from receipt of a valid electronically submitted LSR (date and time stamp in EDI, LENS or TAG) until the LSR is processed, appropriate service orders are generated and a Firm Order Confirmation is returned to the CLEC via EDI, LENS or TAG.
- **Partially Mechanized:** The elapsed time from receipt of a valid electronically submitted LSR (date and time stamp in EDI, LENS, or TAG) which falls out for manual handling until appropriate service orders are issued by a BellSouth service representative via Direct Order Entry (DOE) or Service Order Negotiation Generation System (SONGS) to SOCS and a Firm Order Confirmation is returned to the CLEC via EDI, LENS, or TAG.
- **Total Mechanized:** Combination of Fully Mechanized and Partially Mechanized LSRs which are electronically submitted by the CLEC.
- **Non-Mechanized:** The elapsed time from receipt of a valid paper LSR (date and time stamp of FAX or date and time paper LSRs received in LCSC) until appropriate service orders are issued by a BellSouth service representative via Direct Order Entry (DOE) or Service Order Negotiation Generation System (SONGS) to SOCS and a Firm Order Confirmation is sent to the CLEC via LON.

Calculation

Firm Order Confirmation Interval = (a - b)

- a = Date & Time of Firm Order Confirmation
- b = Date & Time of Service Request Receipt)

Average FOC Interval = (c ÷ d)

- c = Sum of all FOC Intervals
- d = Total Number of Service Requests Confirmed in Reporting Period

FOC Interval Distribution (for each interval) = (e ÷ f) X 100

- e = Service Requests Confirmed in interval
- f = Total Service Requests Confirmed in the Reporting Period

Report Structure

Fully Mechanized, Partially Mechanized, Total Mechanized, Non-Mechanized

- CLEC Specific
- CLEC Aggregate
- State and Region
- Fully Mechanized:
 - 0 - ≤15 minutes
 - >15 - ≤ 30 minutes
 - >30 - ≤ 45 minutes
 - >45 - ≤ 60 minutes
 - >60 - ≤ 90 minutes
 - >90 - ≤ 120 minutes
 - >120 - ≤ 180 minutes
 - 0 - ≤ 3 hours
 - >3 - ≤ 6 hours
 - >6 - ≤ 12 hours
 - >12 - ≤ 24 hours
 - >24 - ≤ 48 hours
 - >48 hours
- Partially Mechanized:
 - 0 - ≤ 4 hours
 - >4 - ≤ 8 hours
 - >8 - ≤ 10 hours
 - 0 - ≤ 10 hours
 - >10 - ≤ 18 hours
 - 0 - ≤ 18 hours
 - >18 - ≤ 24 hours
 - 0 - ≤ 24 hours
 - >24 - ≤ 48 hours
 - > 48 hours
- Non-Mechanized:
 - 0 - ≤ 4 hours
 - >4 - ≤ 8 hours
 - >8 - ≤ 12 hours
 - >12 - ≤ 16 hours
 - >16 - ≤ 20 hours
 - >20 - ≤ 24 hours
 - >24 - ≤ 36 hours
 - 0 - ≤ 36 hours
 - >36 - ≤ 48 hours
 - >48 hours

Data Retained

Relating to CLEC Experience	Relating to BellSouth Experience
Report Month <ul style="list-style-type: none"> • Total Number of LSRs • Total Number of FOCs • State and Region 	<ul style="list-style-type: none"> • Not Applicable

SQM Disaggregation - Analog/Benchmark

SQM LEVEL of Disaggregation	Retail Analog/Benchmark
<ul style="list-style-type: none"> • LNP • UNE Loop with LNP 	<ul style="list-style-type: none"> • Mechanized: 95% within 3 Hours • Partially Mechanized: 85% within 24 Hours • Partially Mechanized: 85% within 18 Hours (05/01/01) • Partially Mechanized: 85% within 10 Hours (08/01/01) • Non-Mechanized: 85% within 36 hours

SEEM Measure

SEEM Measure		
No	Tier I	
	Tier II	
	Tier III	

SEEM Disaggregation - Analog/Benchmark

SEEM Disaggregation	SEEM Analog/Benchmark
<ul style="list-style-type: none"> • Not Applicable 	<ul style="list-style-type: none"> • Not Applicable

Section 3: Provisioning

P-1: Mean Held Order Interval & Distribution Intervals

Definition

When delays occur in completing CLEC orders, the average period that CLEC orders are held for BellSouth reasons, pending a delayed completion, should be no worse for the CLEC when compared to BellSouth delayed orders. Calculation of the interval is the total days orders are held and pending but not completed that have passed the currently committed due date; divided by the total number of held orders. This report is based on orders still pending, held and past their committed due date at the close of the reporting period. The distribution interval is based on the number of orders held and pending but not completed over 15 and 90 days. (Orders reported in the >90 day interval are also included in the >15 day interval.)

Exclusions

- Order Activities of BellSouth or the CLEC associated with internal or administrative use of local services (Record Orders, Listing Orders, Test Orders, etc.)
- Disconnect (D) & From (F) orders
- Orders with appointment code of 'A' for Rural orders.

Business Rules

Mean Held Order Interval: This metric is computed at the close of each report period. The held order interval is established by first identifying all orders, at the close of the reporting interval, that both have not been reported as completed in SOCS and have passed the currently committed due date for the order. For each such order, the number of calendar days between the earliest committed due date on which BellSouth had a company missed appointment and the close of the reporting period is established and represents the held order interval for that particular order. The held order interval is accumulated by the standard groupings, unless otherwise noted, and the reason for the order being held. The total number of days accumulated in a category is then divided by the number of held orders within the same category to produce the mean held order interval. The interval is by calendar days with no exclusions for Holidays or Sundays.

CLEC Specific reporting is by type of held order (facilities, equipment, other), total number of orders held, and the total and average days.

Held Order Distribution Interval: This measure provides data to report total days held and identifies these in categories of >15 days and > 90 days. (Orders counted in >90 days are also included in > 15 days).

Calculation

Mean Held Order Interval = $a \div b$

- a = Sum of held-over-days for all Past Due Orders Held for the reporting period
- b = Number of Past Due Orders Held and Pending But Not Completed and past the committed due date

Held Order Distribution Interval (for each interval) = $(c \div d) \times 100$

- c = # of Orders Held for ≥ 15 days or # of Orders Held for ≥ 90 days
- d = Total # of Past Due Orders Held and Pending But Not Completed)

Report Structure

- CLEC Specific
- CLEC Aggregate
- BellSouth Aggregate
- Circuit Breakout < 10, ≥ 10 (except trunks)

Data Retained

Relating to CLEC Experience	Relating to BellSouth Performance
<ul style="list-style-type: none"> • Report month • CLEC Order Number and PON (PON) • Order Submission Date (TICKET_ID) • Committed Due Date (DD) • Service Type (CLASS_SVC_DESC) • Hold Reason • Total line/circuit count • Geographic Scope <p>Note: Code in parentheses is the corresponding header found in the raw data file.</p>	<ul style="list-style-type: none"> • Report month • BellSouth Order Number • Order Submission Date • Committed Due Date • Service Type • Hold Reason • Total line/circuit count • Geographic Scope

SQM Disaggregation - Analog/Benchmark

SQM LEVEL of Disaggregation	SQM Retail Analog/Benchmark
• Resale Residence	• Retail Residence
• Resale Business	• Retail Business
• Resale Design	• Retail Design
• Resale PBX	• Retail PBX
• Resale Centrex	• Retail Centrex
• Resale ISDN	• Retail ISDN
• LNP (Standalone)	• Retail Residence and Business (POTS)
• INP (Standalone)	• Retail Residence and Business (POTS)
• 2W Analog Loop Design	• Retail Residence and Business Dispatch
• 2W Analog Loop-Non-Design	• Retail Residence and Business - POTS Excluding Switch-Based Orders
• 2W Analog Loop w/LNP - Design	• Retail Residence and Business Dispatch
• 2W Analog Loop w/LNP- Non-Design	• Retail Residence and Business - POTS Excluding Switch-Based Orders
• 2W Analog Loop w/INP-Design	• Retail Residence and Business Dispatch
• 2W Analog Loop w/INP-Non-Design	• Retail Residence and Business - POTS Excluding Switch-Based Orders
• UNE Digital Loop < DS1	• Retail Digital Loop < DS1
• UNE Digital Loop ≥ DS1	• Retail Digital Loop ≥ DS1
• UNE Loop + Port Combinations	• Retail Residence and Business
• UNE Switch Ports	• Retail Residence and Business (POTS)
• UNE Combo Other	• Retail Residence, Business and Design Dispatch
• UNE xDSL (HDSL, ADSL and UCL)	• ADSL Provided to Retail
• UNE ISDN	• Retail ISDN - BRI
• UNE Line Sharing	• ADSL Provided to Retail
• UNE Other Design	• Retail Design
• UNE Other Non-Design	• Retail Residence and Business
• Local Transport (Unbundled Interoffice Transport)	• Retail DS1/DS3 Interoffice
• Local Interconnection Trunks	• Parity with Retail

SEEM Measure

SEEM Measure		
No	Tier I	
	Tier II	
	Tier III	

SEEM Disaggregation - Analog/Benchmark

SEEM Disaggregation	SEEM Analog/Benchmark
• Not Applicable	• Not Applicable

P-2: Average Jeopardy Notice Interval & Percentage of Orders Given Jeopardy Notices

Definition

When BellSouth can determine in advance that a committed due date is in jeopardy for facility delay, it will provide advance notice to the CLEC.

The interval is from the date/time the notice is released to the CLEC/BellSouth systems until 5pm on the commitment date of the order. The Percent of Orders is the percentage of orders given jeopardy notices for facility delay in the count of orders confirmed in the report period.

Exclusions

- Orders held for CLEC end user reasons
- Disconnect (D) & From (F) orders
- Non-Dispatch Orders

Business Rules

When BellSouth can determine in advance that a committed due date is in jeopardy for facility delay, it will provide advance notice to the CLEC. The number of committed orders in a report period is the number of orders that have a due date in the reporting period. Jeopardy notices for interconnection trunks results are usually zero as these trunks seldom experience facility delays. The Committed due date is considered the Confirmed due date. This report measures dispatched orders only. If an order is originally sent as non-dispatch and it is determined there is a facility delay, the order is converted to a dispatch code so the facility problem can be corrected. It will remain coded dispatched until completion.

Calculation

Jeopardy Interval = a - b

- a = Date and Time of Jeopardy Notice
- b = Date and Time of Scheduled Due Date on Service Order

Average Jeopardy Interval = c ÷ d

- c = Sum of all jeopardy intervals
- d = Number of Orders Notified of Jeopardy in Reporting Period

Percent of Orders Given Jeopardy Notice = (e ÷ f) X 100

- e = Number of Orders Given Jeopardy Notices in Reporting Period
- f = Number of Orders Confirmed (due) in Reporting Period

Report Structure

- CLEC Specific
- CLEC Aggregate
- BellSouth Aggregate
- Dispatch Orders
- Mechanized Orders
- Non-Mechanized Orders

Data Retained

Relating to CLEC Experience	Relating to BellSouth Performance
<ul style="list-style-type: none"> • Report Month • CLEC Order Number and PON • Date and Time Jeopardy Notice Sent • Committed Due Date • Service Type <p>Note: Code in parentheses is the corresponding header found in the raw data file.</p>	<ul style="list-style-type: none"> • Report Month • BellSouth Order Number • Date and Time Jeopardy Notice Sent • Committed Due Date • Service Type

SQM Disaggregation - Analog/Benchmark

SQM LEVEL of Disaggregation	SQM Retail Analog/Benchmark:
% Orders Given Jeopardy Notice	
• Resale Residence	• Retail Residence
• Resale Business	• Retail Business
• Resale Design	• Retail Design
• Resale PBX	• Retail PBX
• Resale Centrex	• Retail Centrex
• Resale ISDN	• Retail ISDN
• LNP (Standalone)	• Retail Residence and Business (POTS)
• INP (Standalone)	• Retail Residence and Business (POTS)
• 2W Analog Loop Design	• Retail Residence and Business Dispatch
• 2W Analog Loop Non-Design	• Retail Residence and Business - (POTS Excluding Switch-Based Orders)
• 2W Analog Loop w/LNP Design	• Retail Residence and Business Dispatch
• 2W Analog Loop w/LNP Non-Design	• Retail Residence and Business - (POTS Excluding Switch-Based Orders)
• 2W Analog Loop w/INP Design	• Retail Residence and Business Dispatch
• 2W Analog Loop w/INP Non-Design	• Retail Residence and Business (POTS Excluding Switch-Based Orders)
• UNE Digital Loop < DS1	• Retail Digital Loop < DS1
• UNE Digital Loop ≥ DS1	• Retail Digital Loop ≥ DS1
• UNE Loop + Port Combinations	• Retail Business and Residence
• UNE Switch Ports	• Retail Residence and Business (POTS)
• UNE Combo Other	• Retail Residence, Business and Design Dispatch
• UNE xDSL (HDSL, ADSL and UCL)	• ADSL Provided to Retail
• UNE ISDN	• Retail ISDN BRI
• UNE Line Sharing	• ADSL Provided to Retail
• UNE Other Design	• Retail Design
• UNE Other Non -Design	• Retail Residence and Business
• Local Transport (Unbundled Interoffice Transport)	• Retail DS1/DS3 Interoffice
• Local Interconnection Trunks	• Parity with Retail
• Average Jeopardy Notice Interval	• 95% ≥ 48 Hours

SEEM Measure

SEEM Measure		
No	Tier I	
	Tier II	
	Tier III	

SEEM Disaggregation - Analog/Benchmark

SEEM Disaggregation	SEEM Analog/Benchmark
• Not Applicable	• Not Applicable

P-3: Percent Missed Installation Appointments

Definition

“Percent missed installation appointments” monitors the reliability of BellSouth commitments with respect to committed due dates to assure that the CLEC can reliably quote expected due dates to their retail customer as compared to BellSouth. This measure is the percentage of total orders processed for which BellSouth is unable to complete the service orders on the committed due dates and reported for Total misses and End User Misses.

Exclusions

- Canceled Service Orders
- Order Activities of BellSouth or the CLEC associated with internal or administrative use of local services (Record Orders, Listing Orders Test Orders, etc.)
- Disconnect (D) & From (F) orders
- End User Misses on Local Interconnection Trunks

Business Rules

Percent Missed Installation Appointments (PMI) is the percentage of orders with completion dates in the reporting period that are past the original committed due date. Missed Appointments caused by end-user reasons will be included and reported separately. The first commitment date on the service order that is a missed appointment is the missed appointment code used for calculation whether it is a BellSouth missed appointment or an End User missed appointment. The “due date” is any time on the confirmed due date. Which means there cannot be a cutoff time for commitments, as certain types of orders are requested to be worked after standard business hours. Also, during Daylight Savings Time, field technicians are scheduled until 9PM in some areas and the customer is offered a greater range of intervals from which to select.

Calculation

$$\text{Percent Missed Installation Appointments} = (a \div b) \times 100$$

- a = Number of Orders with Completion date in Reporting Period past the Original Committed Due Date
- b = Number of Orders Completed in Reporting Period

Report Structure

- CLEC Specific
- CLEC Aggregate
- BellSouth Aggregate
- Report in Categories of <10 lines/circuits ≥ 10 lines/circuits (except trunks)
- Dispatch/No Dispatch

Report Explanation: The difference between End User MA and Total MA is the result of BellSouth caused misses. Here, Total MA is the total percent of orders missed either by BellSouth or CLEC end user. The End User MA represents the percentage of orders missed by the CLEC or their end user.

Data Retained

Relating to CLEC Experience	Relating to BellSouth Performance
<ul style="list-style-type: none"> • Report Month • CLEC Order Number and PON (PON) • Committed Due Date (DD) • Completion Date (CMPLTN DD) • Status Type • Status Notice Date • Standard Order Activity • Geographic Scope <p>Note: Code in parentheses is the corresponding header found in the raw data file.</p>	<ul style="list-style-type: none"> • Report Month • BellSouth Order Number • Committed Due Date (DD) • Completion Date (CMPLTN DD) • Status Type • Status Notice Date • Standard Order Activity • Geographic Scope

SQM Disaggregation - Analog/Benchmark

SQM LEVEL of Disaggregation	SQM Retail Analog/Benchmark
• Resale Residence	• Retail Residence
• Resale Business	• Retail Business
• Resale Design	• Retail Design
• Resale PBX	• Retail PBX
• Resale Centrex	• Retail Centrex
• Resale ISDN	• Retail ISDN
• LNP (Standalone)	• Retail Residence and Business (POTS)
• INP (Standalone)	• Retail Residence and Business (POTS)
• 2W Analog Loop Design	• Retail Residence and Business Dispatch
• 2W Analog Loop Non-Design - Dispatch - Non-Dispatch (Dispatch In)	• Retail Residence and Business - (POTS Excluding Switch-Based Orders) - Dispatch - Non-Dispatch (Dispatch In)
• 2W Analog Loop w/LNP Design	• Retail Residence and Business Dispatch
• 2W Analog Loop w/LNP Non-Design - Dispatch - Non-Dispatch (Dispatch In)	• Retail Residence and Business - (POTS Excluding Switch-Based Orders) - Dispatch - Non-Dispatch (Dispatch In)
• 2W Analog Loop w/INP Design	• Retail Residence and Business Dispatch
• 2W Analog Loop w/INP Non-Design - Dispatch - Non-Dispatch (Dispatch In)	• Retail Residence and Business (POTS Excluding Switch-Based Orders) - Dispatch - Non-Dispatch (Dispatch In)
• UNE Digital Loop < DS1	• Retail Digital Loop < DS1
• UNE Digital Loop ≥ DS1	• Retail Digital Loop ≥ DS1
• UNE Loop + Port Combinations - Dispatch Out - Non-Dispatch - Dispatch In - Switch-Based	• Retail Residence and Business - Dispatch Out - Non-Dispatch - Dispatch In - Switch-Based
• UNE Switch Ports	• Retail Residence and Business (POTS)
• UNE Combo Other - Dispatch - Non-Dispatch (Dispatch In)	• Retail Residence, Business and Design Dispatch (Including Dispatch Out and Dispatch In) - Dispatch - Non-Dispatch (Dispatch In)
• UNE xDSL (HDSL, ADSL and UCL)	• ADSL Provided to Retail
• UNE ISDN	• Retail ISDN - BRI
• UNE Line Sharing	• ADSL Provided to Retail
• UNE Other Design	• Retail Design
• UNE Other Non - Design	• Retail Residence and Business
• Local Transport (Unbundled Interoffice Transport)	• Retail DS1/DS3 Interoffice
• Local Interconnection Trunks	• Parity with Retail

SEEM Measure

SEEM Measure		
Yes	Tier I	X
	Tier II	X
	Tier III	X

SEEM Disaggregation - Analog/Benchmark

SEEM Disaggregation	SEEM Analog/Benchmark
• Resale POTS	• Retail Residence and Business (POTS)
• Resale Design	• Retail Design
• UNE Loop + Port Combinations	• Retail Residence and Business
• UNE Loops	• Retail Residence and Business Dispatch
• UNE xDSL	• ADSL Provided to Retail
• UNE Line Sharing	• ADSL Provided to Retail
• Local Interconnection Trunks	• Parity with Retail

P-4: Average Completion Interval (OCI) & Order Completion Interval Distribution

Definition

The “average completion interval” measure monitors the interval of time it takes BellSouth to provide service for the CLEC or its own customers. The “Order Completion Interval Distribution” provides the percentages of orders completed within certain time periods. This report measures how well BellSouth meets the interval offered to customers on service orders.

Exclusions

- Canceled Service Orders
- Order Activities of BellSouth or the CLEC associated with internal or administrative use of local services (Record Orders, Listing Orders, Test Orders, etc.)
- Disconnect (D&F) orders (Except “D” orders associated with LNP Standalone)
- “L” Appointment coded orders (where the customer has requested a later than offered interval)

Business Rules

The actual completion interval is determined for each order processed during the reporting period. The completion interval is the elapsed time from when BellSouth issues a FOC or SOCS date time stamp receipt of an order from the CLEC to BellSouth’s actual order completion date. This includes all delays for BellSouth’s CLEC/End Users. The clock starts when a valid order number is assigned by SOCS and stops when the technician or system completes the order in SOCS. Elapsed time for each order is accumulated for each reporting dimension. The accumulated time for each reporting dimension is then divided by the associated total number of orders completed. Orders that are worked on zero due dates are calculated with a .33-day interval (8 hours) in order to report a portion of a day interval. These orders are issued and worked/completed on the same day. They can be either flow through orders (no field work-non-dispatched) or field orders (dispatched).

The interval breakout for UNE and Design is: 0-5 = 0-4.99, 5-10 = 5-9.99, 10-15 = 10-14.99, 15-20 = 15- 19.99, 20-25 = 20-24.99, 25-30 = 25-29.99, $\geq 30 = 30$ and greater.

Calculation

Completion Interval = (a - b)

- a = Completion Date
- b = Order Issue Date

Average Completion Interval = (c \div d)

- c = Sum of all Completion Intervals
- d = Count of Orders Completed in Reporting Period

Order Completion Interval Distribution (for each interval) = (e \div f) X 100

- e = Service Orders Completed in “X” days
- f = Total Service Orders Completed in Reporting Period

Report Structure

- CLEC Specific
- CLEC Aggregate
- BellSouth Aggregate
- Dispatch / No Dispatch categories applicable to all levels except trunks
- Residence & Business reported in day intervals = 0,1,3,4,5,5+
- UNE and Design reported in day intervals =0-5,5-10,10-15,15-20,20-25,25-30, ≥ 30
- All Levels are reported <10 line/circuits; ≥ 10 line/circuits (except trunks)
- ISDN Orders included in Non-Design

Data Retained

Relating to CLEC Experience	Relating to BellSouth Performance
<ul style="list-style-type: none"> • Report Month • CLEC Company Name • Order Number (PON) • Application Date & Time (TICKET_ID) • Completion Date (CMLPTN_DT) • Service Type (CLASS_SVC_DESC) • Geographic Scope <p>Note: Code in parentheses is the corresponding header found in the raw data file.</p>	<ul style="list-style-type: none"> • Report Month • BellSouth Order Number • Application Date & Time • Order Completion Date & Time • Service Type • Geographic Scope

SQM Disaggregation - Analog/Benchmark

SQM LEVEL of Disaggregation	SQM Retail Analog/Benchmark
• Resale Residence	• Retail Residence
• Resale Business	• Retail Business
• Resale Design	• Retail Design
• Resale PBX	• Retail PBX
• Resale Centrex	• Retail Centrex
• Resale ISDN	• Retail ISDN
• LNP (Standalone)	• Retail Residence and Business (POTS)
• INP (Standalone)	• Retail Residence and Business (POTS)
• 2W Analog Loop Design	• Retail Residence and Business Dispatch
• 2W Analog Loop Non-Design <ul style="list-style-type: none"> - Dispatch - Non-Dispatch (Dispatch In) 	• Retail Residence and Business - (POTS Excluding Switch-Based Orders) <ul style="list-style-type: none"> - Dispatch - Non-Dispatch (Dispatch In)
• 2W Analog Loop w/LNP Design	• Retail Residence and Business Dispatch
• 2W Analog Loop w/LNP Non-Design <ul style="list-style-type: none"> - Dispatch - Non-Dispatch (Dispatch In) 	• Retail Residence and Business - (POTS Excluding Switch-Based Orders) <ul style="list-style-type: none"> - Dispatch - Non-Dispatch (Dispatch In)
• 2W Analog Loop w/INP Design	• Retail Residence and Business Dispatch
• 2W Analog Loop w/INP Non-Design <ul style="list-style-type: none"> - Dispatch - Non-Dispatch (Dispatch In) 	• Retail Residence and Business - (POTS Excluding Switch-Based Orders) <ul style="list-style-type: none"> - Dispatch - Non-Dispatch (Dispatch In)
• UNE Digital Loop < DS1	• Retail Digital Loop < DS1
• UNE Digital Loop ≥ DS1	• Retail Digital Loop ≥ DS1
• UNE Loop + Port Combinations <ul style="list-style-type: none"> - Dispatch Out - Non-Dispatch - Dispatch In - Switch-Based 	• Retail Residence and Business <ul style="list-style-type: none"> - Dispatch Out - Non-Dispatch - Dispatch In - Switch-Based
• UNE Switch Ports	• Retail Residence and Business (POTS)

SQM LEVEL of Disaggregation	SQM Retail Analog/Benchmark
<ul style="list-style-type: none"> • UNE Combo Other <ul style="list-style-type: none"> - Dispatch - Non-Dispatch (Dispatch In) 	<ul style="list-style-type: none"> • Retail Residence, Business and Design Dispatch (Including Dispatch Out and Dispatch In) <ul style="list-style-type: none"> - Dispatch - Non-Dispatch (Dispatch In)
• UNE xDSL (HDSL, ADSL and UCL) without conditioning	• 7 Days
• UNE xDSL (HDSL, ADSL and UCL) with conditioning	• 14 Days
• UNE ISDN	• Retail ISDN BRI
• UNE Line Sharing	• ADSL Provided to Retail
• UNE Other Design	• Retail Design
• UNE Other Non-Design	• Retail Residence and Business
• Local Transport (Unbundled Interoffice Transport)	• Retail DS1/DS3 Interoffice
• Local Interconnection Trunks	• Parity with Retail

SEEM Measure

SEEM Measure		
Yes	Tier I	X
	Tier II	X
	Tier III	X

SEEM Disaggregation - Analog/Benchmark

SEEM Disaggregation	SEEM Analog/Benchmark
• Resale POTS	• Retail Residence and Business (POTS)
• Resale Design	• Retail Design
• UNE Loop + Port Combinations	• Retail Residence and Business
• UNE Loops	• Retail Residence and Business Dispatch
• UNE xDSL without conditioning	• 7 Days
• UNE xDSL with conditioning	• 14 Days
• UNE Line Sharing	• ADSL Provided to Retail
• Local Interconnection Trunks	• Parity with Retail

P-5: Average Completion Notice Interval

Definitions

The Completion Notice Interval is the elapsed time between the BellSouth reported completion of work and the issuance of a valid completion notice to the CLEC.

Exclusions

- Cancelled Service Orders
- Order Activities of BellSouth or the CLEC associated with internal or administrative use of local services (Record Orders, Listing Orders, Test Orders, etc.)
- D&F orders (Exception: "D" orders associated with LNP Standalone)

Business Rules

Measurement on interval of completion date and time entered by a field technician on dispatched orders, and 5PM start time on the due date for non-dispatched orders; to the release of a notice to the CLEC/BellSouth of the completion status. The field technician notifies the CLEC the work was complete and then he/she enters the completion time stamp information in his/her computer. This information switches through to the SOCS systems either completing the order or rejecting the order to the Work Management Center (WMC). If the completion is rejected, it is manually corrected and then completed by the WMC. The notice is returned on each individual order.

The start time for all orders is the completion stamp either by the field technician or the 5PM due date stamp; the end time for mechanized orders is the time stamp the notice was transmitted to the CLEC interface (LENS, EDI, OR TAG). For non-mechanized orders the end timestamp will be timestamp of order update to C-SOTS system.

Calculation

Completion Notice Interval = (a - b)

- a = Date and Time of Notice of Completion
- b = Date and Time of Work Completion

Average Completion Notice Interval = c ÷ d

- c = Sum of all Completion Notice Intervals
- d = Number of Orders with Notice of Completion in Reporting Period

Report Structure

- CLEC Specific
- CLEC Aggregate
- BellSouth Aggregate
- Mechanized Orders
- Non-Mechanized Orders
- Reporting intervals in Hours; 0,1-2,2-4,4-8,8-12,12-24, ≥ 24 plus Overall Average Hour Interval (The categories are inclusive of these time intervals: 0-1 = 0.99; 1-2 = 1-1.99; 2-4 = 2-3.99, etc.)
- Reported in categories of <10 line / circuits; ≥ 10 line/circuits (except trunks)

Data Retained

Relating to CLEC Experience	Relating to BellSouth Performance
<ul style="list-style-type: none"> • Report Month • CLEC Order Number (so_nbr) • Work Completion Date (cmpltn_dt) • Work Completion Time • Completion Notice Availability Date • Completion Notice Availability Time • Service Type • Geographic Scope <p>Note: Code in parentheses is the corresponding header found in the raw data file.</p>	<ul style="list-style-type: none"> • Report Month • BellSouth Order Number (so_nbr) • Work Completion Date (cmpltn_dt) • Work Completion Time • Completion Notice Availability Date • Completion Notice Availability Time • Service Type • Geographic Scope <p>NOTE: Code in parentheses is the corresponding header found in the raw data file.</p>

SQM Disaggregation - Analog/Benchmark

SQM LEVEL of Disaggregation	SQM Retail Analog/Benchmark
• Resale Residence	• Retail Residence
• Resale Business	• Retail Business
• Resale Design	• Retail Design
• Resale PBX	• Retail PBX
• Resale Centrex	• Retail Centrex
• Resale ISDN	• Retail ISDN
• LNP (Standalone)	• Retail Residence and Business (POTS)
• INP (Standalone)	• Retail Residence and Business (POTS)
• 2W Analog Loop Design	• Retail Residence and Business Dispatch
• 2W Analog Loop Non-Design - Dispatch - Non-Dispatch (Dispatch In)	• Retail Residence and Business - (POTS Excluding Switch-Based Orders) - Dispatch - Non-Dispatch (Dispatch In)
• 2W Analog Loop w/LNP Design	• Retail Residence and Business Dispatch
• 2W Analog Loop w/LNP Non-Design - Dispatch - Non-Dispatch (Dispatch In)	• Retail Residence and Business - (POTS Excluding Switch-Based Orders) - Dispatch - Non-Dispatch (Dispatch In)
• 2W Analog Loop w/INP Design	• Retail Residence and Business Dispatch
• 2W Analog Loop w/INP Non-Design - Dispatch - Non-Dispatch (Dispatch In)	• Retail Residence and Business (POTS Excluding Switch-Based Orders) - Dispatch - Non-Dispatch (Dispatch In)
• UNE Digital Loop < DS1	• Retail Digital Loop < DS1
• UNE Digital Loop ≥ DS1	• Retail Digital Loop ≥ DS1
• UNE Loop + Port Combinations - Dispatch Out - Non-Dispatch - Dispatch In - Switch-Based	• Retail Residence and Business - Dispatch Out - Non-Dispatch - Dispatch In - Switch-Based
• UNE Switch Ports	• Retail Residence and Business (POTS)

SQM LEVEL of Disaggregation	SQM Retail Analog/Benchmark
<ul style="list-style-type: none"> • UNE Combo Other <ul style="list-style-type: none"> - Dispatch - Non-Dispatch (Dispatch In) 	<ul style="list-style-type: none"> • Retail Residence, Business and Design Dispatch (Including Dispatch Out and Dispatch In) <ul style="list-style-type: none"> - Dispatch - Non-Dispatch (Dispatch In)
<ul style="list-style-type: none"> • UNE xDSL (HDSL, ADSL and UCL) 	<ul style="list-style-type: none"> • ADSL Provided to Retail
<ul style="list-style-type: none"> • UNE ISDN 	<ul style="list-style-type: none"> • Retail ISDN BRI
<ul style="list-style-type: none"> • UNE Line Sharing 	<ul style="list-style-type: none"> • ADSL Provided to Retail
<ul style="list-style-type: none"> • UNE Other Design 	<ul style="list-style-type: none"> • Retail Design
<ul style="list-style-type: none"> • UNE Other Non-Design 	<ul style="list-style-type: none"> • Retail Residence and Business
<ul style="list-style-type: none"> • Local Transport (Unbundled Interoffice Transport) 	<ul style="list-style-type: none"> • Retail DS1/DS3 Interoffice
<ul style="list-style-type: none"> • Local Interconnection Trunks 	<ul style="list-style-type: none"> • Parity with Retail

SEEM Measure

SEEM Measure		
No	Tier I	
	Tier II	
	Tier III	

SEEM Disaggregation - Analog/Benchmark

SEEM Disaggregation	SEEM Analog/Benchmark
<ul style="list-style-type: none"> • Not Applicable 	<ul style="list-style-type: none"> • Not Applicable

P-6: % Completions/Attempts without Notice or < 24 hours Notice

Definition

This Report measures the interval from the FOC end timestamp on the LSR until 5:00 P.M. on the original committed due date of a service order. The purpose of this measure is to report if BellSouth is returning a FOC to the CLEC in time for the CLEC to notify their customer of the scheduled date.

Exclusions

“0” dated orders or any request where the subscriber requested an earlier due date of < 24 hours prior to the original commitment date, or any LSR received < 24 hours prior to the original commitment date.

Business Rules

For CLEC Results:

Calculation would exclude any successful or unsuccessful service delivery where the CLEC was informed at least 24 hours in advance. BellSouth may also exclude from calculation any LSRs received from the requesting CLEC with less than 24 hour notice prior to the commitment date.

For BellSouth Results:

BellSouth does not provide a FOC to its retail customers.

Calculation

Percent Completions or Attempts without Notice or with Less Than 24 Hours Notice = $(a \div b) \times 100$

- a = Completion Dispatches (Successful and Unsuccessful) With No FOC or FOC Received < 24 Hours of original Committed Due Date
- b = All Completions

Report Structure

- CLEC Specific
- CLEC Aggregate
- Dispatch /Non-Dispatch
- Total Orders FOC < 24 Hours
- Total Completed Service Orders
- % FOC < 24 Hours

Data Retained

Relating to CLEC Experience	Relating to BellSouth Performance
<ul style="list-style-type: none"> • Committed Due Date (DD) • FOC End Timestamp • Report Month • CLEC Order Number and PON • Geographic Scope <ul style="list-style-type: none"> - State / Region 	<ul style="list-style-type: none"> • Not Applicable

SQM Disaggregation - Analog/Benchmark

SQM LEVEL of Disaggregation	Retail Analog/Benchmark
<ul style="list-style-type: none"> • Resale Residence • Resale Business • Resale Design • Resale PBX • Resale Centrex • Resale ISDN • LNP (Standalone) • INP (Standalone) • 2W Analog Loop Design • 2W Analog Loop-Non-Design • 2W Analog Loop w/LNP - Design • 2W Analog Loop w/LNP- Non-Design • 2W Analog Loop w/INP-Design • 2W Analog Loop w/INP-Non-Design • UNE Digital Loop < DS1 • UNE Digital Loop >=DS1 • UNE Loop + Port Combinations • UNE Switch ports • UNE Combo Other • UNE xDSL (HDSL, ADSL and UCL) • UNE ISDN • UNE Line Sharing • UNE Other Design • UNE Other Non -Design • Local Transport (Unbundled Interoffice Transport) • Local Interconnection Trunks 	<ul style="list-style-type: none"> • Diagnostic

P-6: % Completions/Attempts without Notice or < 24 hours Notice

SEEM Measure

SEEM Measure		
No	Tier I	
	Tier II	
	Tier III	

SEEM Disaggregation - Analog/Benchmark

SEEM Disaggregation	SEEM Analog/Benchmark
<ul style="list-style-type: none"> • Not Applicable 	<ul style="list-style-type: none"> • Not Applicable

P-7: Coordinated Customer Conversions Interval

Definition

This report measures the average time it takes BellSouth to disconnect an unbundled loop from the BellSouth switch and cross connect it to CLEC equipment. This measurement applies to service orders with INP and with LNP, and where the CLEC has requested BellSouth to provide a coordinated cut over.

Exclusions

- Any order canceled by the CLEC will be excluded from this measurement.
- Delays due to CLEC following disconnection of the unbundled loop
- Unbundled Loops where there is no existing subscriber loop and loops where coordination is not requested.

Business Rules

When the service order includes INP, the interval includes the total time for the cut over including the translation time to place the line back in service on the ported line. When the service order includes LNP, the interval only includes the total time for the cut over (the port of the number is controlled by the CLEC). The interval is calculated for the entire cut over time for the service order and then divided by items worked in that time to give the average per-item interval for each service order.

Calculation

Coordinated Customer Conversions Interval = (a - b)

- a = Completion Date and Time for Cross Connection of a Coordinated Unbundled Loop
- b = Disconnection Date and Time of an Coordinated Unbundled Loop

Percent Coordinated Customer Conversions (for each interval) = (c ÷ d) X 100

- c = Total number of Coordinated Customer Conversions for each interval
- d = Total Number of Unbundled Loop with Coordinated Conversions (items) for the reporting period

Report Structure

- CLEC Specific
- CLEC Aggregate
- The interval breakout is 0-5 = 0-4.99, 5-15 = 5-14.99, ≥15 = 15 and greater, plus Overall Average Interval.

Data Retained

Relating to CLEC Experience	Relating to BellSouth Experience
<ul style="list-style-type: none"> • Report Month • CLEC Order Number • Committed Due Date (DD) • Service Type (CLASS_SVC_DESC) • Cut over Start Time • Cut over Completion Time • Portability Start and Completion Times (INP orders) • Total Conversions (Items) <p>Note: Code in parentheses is the corresponding header found in the raw data file.</p>	<ul style="list-style-type: none"> • No BellSouth Analog Exists

SQM Disaggregation - Analog/Benchmark

SQM LEVEL of Disaggregation	SQM Retail Analog/Benchmark
<ul style="list-style-type: none"> • Unbundled Loops with INP/LNP • Unbundled Loops without INP/LNP 	<ul style="list-style-type: none"> • 95% ≤ 15 minutes

SEEM Measure

SEEM Measure		
Yes	Tier I	X
	Tier II	X
	Tier III	

SEEM Disaggregation - Analog/Benchmark

SEEM Disaggregation	SEEM Analog/Benchmark
<ul style="list-style-type: none"> Unbundled Loops 	<ul style="list-style-type: none"> 95% ≤ 15 minutes

P-7A: Coordinated Customer Conversions – Hot Cut Timeliness% Within Interval and Average Interval

Definition

This category measures whether BellSouth begins the cut over of an unbundled loop on a coordinated and/or a time specific order at the CLEC requested start time. It measures the percentage of orders where the cut begins within 15 minutes of the requested start time of the order and the average interval.

Exclusions

- Any order canceled by the CLEC will be excluded from this measurement.
- Delays caused by the CLEC
- Unbundled Loops where there is no existing subscriber loop and loops where coordination is not requested.
- All unbundled loops on multiple loop orders after the first loop.

Business Rules

This report measures whether BellSouth begins the cut over of an unbundled loop on a coordinated and/or a time specific order at the CLEC requested start time. The cut is considered on time if it starts 15 minutes before or after the requested start time. Using the scheduled time and the actual cut over start time, the measurement will calculate the percent within interval and the average interval. If a cut involves multiple lines, the cut will be considered “on time” if the first line is cut within the interval. ≤ 15 minutes includes intervals that began 15:00 minutes or less before the scheduled cut time and cuts that began 15 minutes or less after the scheduled cut time; >15 minutes, ≤30 minutes includes cuts within 15:00 – 30:00 minutes either prior to or after the scheduled cut time; >30 minutes includes cuts greater than 30:00 minutes either prior to or after the scheduled cut time.

Calculation

$$\% \text{ within Interval} = (a \div b) \times 100$$

- a = Total Number of Coordinated Unbundled Loop Orders for the interval
- b = Total Number of Coordinated Unbundled Loop Orders for the reporting period

$$\text{Interval} = (c - d)$$

- c = Scheduled Time for Cross Connection of a Coordinated Unbundled Loop Order
- d = Actual Start Date and Time of a Coordinated Unbundled Loop Order

$$\text{Average Interval} = (e \div f)$$

- Sum of all Intervals
- Total Number of Coordinated Unbundled Loop Orders for the reporting period.

Report Structure

- CLEC Specific
- CLEC Aggregate
Reported in intervals of early, on time and late cuts % ≤ 15 minutes; % >15 minutes, ≤30 minutes; % >30 minutes, plus Overall Average Interval

Data Retained

Relating to CLEC Experience	Relating to BellSouth Experience
<ul style="list-style-type: none"> • Report Month • CLEC Order Number (so_nbr) • Committed Due Date (DD) • Service Type (CLASS_SVC_DESC) • Cut over Scheduled Start Time • Cut over Actual Start Time • Total Conversions Orders <p>Note: Code in parentheses is the corresponding header found in the raw data file.</p>	<ul style="list-style-type: none"> • No BellSouth Analog exists

SQM Disaggregation - Analog/Benchmark

SQM LEVEL of Disaggregation	SQM Retail Analog/Benchmark
<ul style="list-style-type: none"> • Product Reporting Level <ul style="list-style-type: none"> - SL1 Time Specific - SL1 Non-Time Specific - SL2 Time Specific - SL2 Non-Time Specific 	<ul style="list-style-type: none"> • 95% Within + or – 15 minutes of Scheduled Start Time

SEEM Measure

SEEM Measure		
Yes	Tier I	X
	Tier II	X
	Tier III	

SEEM Disaggregation - Analog/Benchmark

SEEM Disaggregation	SEEM Analog/Benchmark
<ul style="list-style-type: none"> - UNE Loops 	<ul style="list-style-type: none"> • 95% Within + or – 15 minutes of Scheduled Start time

P-7B: Coordinated Customer Conversions – Average Recovery Time

Definition

Measures the time between notification and resolution by BellSouth of a service outage found that can be isolated to the BellSouth side of the network. The time between notification and resolution by BellSouth must be measured to ensure that CLEC customers do not experience unjustifiable lengthy service outages during a Coordinated Customer Conversion. This report measures outages associated with Coordinated Customer Conversions prior to service order completion.

Exclusions

- Cut overs where service outages are due to CLEC caused reasons
- Cut overs where service outages are due to end-user caused reasons

Business Rules

Measures the outage duration time related to Coordinated Customer Conversions from the initial trouble notification until the trouble has been restored and the CLEC has been notified. The duration time is defined as the time from the initial trouble notification until the trouble has been restored and the CLEC has been notified. The interval is calculated on the total outage time for the circuits divided by the total number of outages restored during the report period to give the average outage duration.

Calculation

Recovery Time = (a - b)

- a = Date & Time That Trouble is Closed by CLEC
- b = Date & Time Initial Trouble is Opened with BellSouth

Average Recovery Time = (c ÷ d)

- c = Sum of all the Recovery Times
- d = Number of Troubles Referred to the BellSouth

Report Structure

- CLEC Specific
- CLEC Aggregate

Data Retained

Relating to CLEC Experience	Relating to BellSouth Experience
<ul style="list-style-type: none"> • Report Month • CLEC Company Name • CLEC Order Number (so_nbr) • Committed Due Date (DD) • Service Type (CLASS_SVC_DESC) • CLEC Acceptance Conflict (CLEC_CONFLICT) • CLEC Conflict Resolved (CLEC_RESOLVE) • CLEC Conflict MFC (CLEC_CONFLICT_MFC) • Total Conversion Orders <p>Note: Code in parentheses is the corresponding header found in the raw data file.</p>	<ul style="list-style-type: none"> • None

SQM Disaggregation - Analog/Benchmark

SQM LEVEL of Disaggregation	Retail Analog/Benchmark
<ul style="list-style-type: none"> • Unbundled Loops with INP/LNP • Unbundled Loops without INP/LNP 	<ul style="list-style-type: none"> • Diagnostic

SEEM Measure

SEEM Measure		
No	Tier I	
	Tier II	
	Tier III	

SEEM Disaggregation - Analog/Benchmark

SEEM Disaggregation	SEEM Analog/Benchmark
• Not Applicable	• Not Applicable

P-7C: Hot Cut Conversions - % Provisioning Troubles Received Within 7 days of a completed Service Order

Definition

Percent Provisioning Troubles received within 7 days of a completed service order associated with a Coordinated and Non-Coordinated Customer Conversion. Measures the quality and accuracy of Hot Cut Conversion Activities.

Exclusions

- Any order canceled by the CLEC
- Troubles caused by Customer Provided Equipment

Business Rules

Measures the quality and accuracy of completed service orders associated with Coordinated and Non-Coordinated Hot Cut Conversions. The first trouble report received on a circuit ID within 7 days following a service order completion is counted in this measure. Subsequent trouble reports are measured in Repeat Report Rate. Reports are calculated searching in the prior report period for completed Coordinated and Non-Coordinated Hot Cut Conversion service orders and following 7 days after the completion of the service order for a trouble report issue date.

Calculation

% Provisioning Troubles within 7 days of service order completion = $(a \div b) \times 100$

- a = The sum of all Hot Cut Circuits with a trouble within 7 days following service order(s) completion
- b = The total number of Hot Cut service order circuits completed in the previous report calendar month

Report Structure

- CLEC Specific
- CLEC Aggregate
- Dispatch/Non-Dispatch

Data Retained

Relating to CLEC Experience	Relating to BellSouth Experience
<ul style="list-style-type: none"> • Report Month • CLEC Order Number (so_nbr) • PON • Order Submission Date (TICKET_ID) • Order Submission Time (TICKET_ID) • Status Type • Status Notice Date • Standard Order Activity • Geographic Scope • Total Conversion Circuits <p>Note: Code in parentheses is the corresponding header found in the raw data file.</p>	<ul style="list-style-type: none"> • No BellSouth Analog exists

SQM Disaggregation - Analog/Benchmark

SQM LEVEL of Disaggregation	SQM Retail Analog/Benchmark
<ul style="list-style-type: none"> • UNE Loop Design • UNE Loop Non-Design 	<ul style="list-style-type: none"> • ≤ 5%

SEEM Measure

SEEM Measure		
Yes	Tier I	X
	Tier II	X
	Tier III	

SEEM Disaggregation - Analog/Benchmark

SEEM Disaggregation	SEEM Analog/Benchmark
<ul style="list-style-type: none"> • UNE Loops 	<ul style="list-style-type: none"> • ≤ 5%

P-8: Cooperative Acceptance Testing - % of xDSL Loops Tested

Definition

The loop will be considered cooperatively tested when the BellSouth technician places a call to the CLEC representative to initiate cooperative testing and jointly performs the tests with the CLEC.

Exclusions

- Testing failures due to CLEC (incorrect contact number, CLEC not ready, etc.)
- xDSL lines with no request for cooperative testing

Business Rules

When a BellSouth technician finishes delivering an order for an xDSL loop where the CLEC order calls for cooperative testing at the customer's premise, the BellSouth technician is to call a toll free number to the CLEC testing center. The BellSouth technician and the CLEC representative at the center then test the line. As an example of the type of testing performed, the testing center may ask the technician to put a short on the line so that the center can run a test to see if it can identify the short.

Calculation

Cooperative Acceptance Testing - % of xDSL Loops Tested = $(a \div b) \times 100$

- a = Total number of successful xDSL cooperative tests for xDSL lines where cooperative testing was requested in the reporting period
- b = Total Number of xDSL line tests requested by the CLEC and scheduled in the reporting period

Report Structure

- CLEC Specific
- CLEC Aggregate
- Type of Loop tested

Data Retained

Relating to CLEC Experience	Relating to BellSouth Experience
<ul style="list-style-type: none"> • Report Month • CLEC Company Name (OCN) • CLEC Order Number (so_nbr) and PON (PON) • Committed Due Date (DD) • Service Type (CLASS_SVC_DESC) • Acceptance Testing Completed (ACCEPT_TESTING) • Acceptance Testing Declined (ACCEPT_TESTING) • Total xDSL Orders <p>Note: Code in parentheses is the corresponding header found in the raw data file.</p>	<ul style="list-style-type: none"> • No BellSouth analog exists

SQM Disaggregation - Analog/Benchmark

SQM LEVEL of Disaggregation:	Retail Analog/Benchmark:
<ul style="list-style-type: none"> • UNE xDSL <ul style="list-style-type: none"> - ADSL - HDSL - UCL - OTHER 	<ul style="list-style-type: none"> • 95% of Lines Tested

SEEM Measure

SEEM Measure		
Yes	Tier I	X
	Tier II	X
	Tier III	

SEEM Disaggregation - Analog/Benchmark

SEEM Disaggregation:	SEEM Analog/Benchmark:
<ul style="list-style-type: none"> • UNE xDSL 	<ul style="list-style-type: none"> • 95% of Lines Tested

P-9: % Provisioning Troubles within 30 days of Service Order Completion

Definition

Percent Provisioning Troubles within 30 days of Service Order Completion measures the quality and accuracy of Service order activities.

Exclusions

- Canceled Service Orders
- Order Activities of BellSouth or the CLEC associated with internal or administrative use of local services (Record Orders, Listing Orders, Test Orders, etc.)
- D & F orders
- Trouble reports caused and closed out to Customer Provided Equipment (CPE)

Business Rules

Measures the quality and accuracy of completed orders. The first trouble report from a service order after completion is counted in this measure. Subsequent trouble reports are measured in Repeat Report Rate. Reports are calculated searching in the prior report period for completed service orders and following 30 days after completion of the service order for a trouble report issue date.

D & F orders are excluded as there is no subsequent activity following a disconnect.

Note: Standalone LNP historical data is not available in the maintenance systems (LMOS or WFA).

Calculation

% Provisioning Troubles within 30 days of Service Order Activity = $(a \div b) \times 100$

- a = Trouble reports on all completed orders 30 days following service order(s) completion
- b = All Service Orders completed in the previous report calendar month

Report Structure

- CLEC Specific
- CLEC Aggregate
- BellSouth Aggregate
- Reported in categories of <10 line/circuits; ≥ 10 line/circuits (except trunks)
- Dispatch / No Dispatch (except trunks)

Data Retained

Relating to CLEC Experience	Relating to BellSouth Experience
<ul style="list-style-type: none"> • Report Month • CLEC Order Number and PON • Order Submission Date (TICKET_ID) • Order Submission Time (TICKET_ID) • Status Type • Status Notice Date • Standard Order Activity • Geographic Scope <p>Note: Code in parentheses is the corresponding header found in the raw data file.</p>	<ul style="list-style-type: none"> • Report Month • BellSouth Order Number • Order Submission Date • Order Submission Time • Status Type • Status Notice Date • Standard Order Activity • Geographic Scope

SQM Disaggregation - Analog/Benchmark

SQM LEVEL of Disaggregation	Retail Analog/Benchmark
<ul style="list-style-type: none"> • Resale Residence 	<ul style="list-style-type: none"> • Retail Residence

SQM LEVEL of Disaggregation	Retail Analog/Benchmark
• Resale Business	• Retail business
• Resale Design	• Retail Design
• Resale PBX	• Retail PBX
• Resale Centrex	• Retail Centrex
• Resale ISDN	• Retail ISDN
• 2W Analog Loop Design	• Retail Residence and Business Dispatch
• 2W Analog Loop Non-Design - Dispatch - Non-Dispatch (Dispatch In)	• Retail Residence and Business - (POTS Excluding Switch-Based Orders) - Dispatch - Non-Dispatch (Dispatch In)
• 2W Analog Loop w/LNP Design	• Retail Residence and Business Dispatch
• 2W Analog Loop w/LNP Non-Design - Dispatch - Non-Dispatch (Dispatch In)	• Retail Residence and Business - (POTS Excluding Switch-Based Orders) - Dispatch - Non-Dispatch (Dispatch In)
• 2W Analog Loop w/INP Design	• Retail Residence and Business Dispatch
• 2W Analog Loop w/INP Non-Design - Dispatch - Non-Dispatch (Dispatch In)	• Retail Residence and Business (POTS - Excluding Switch-Based Orders) - Dispatch - Non-Dispatch (Dispatch In)
• UNE Digital Loop < DS1	• Retail Digital Loop < DS1
• UNE Digital Loop ≥ DS1	• Retail Digital Loop ≥ DS1
• UNE xDSL (HDSL, ADSL and UCL)	• ADSL provided to Retail
• UNE ISDN	• Retail ISDN BRI
• UNE Line Sharing	• ADSL Provided to Retail
• INP (Standalone)	• Retail Residence and Business (POTS)
• LNP (Standalone)	• Retail Residence and Business (POTS)
• UNE Loop + Port Combinations - Dispatch Out - Non-Dispatch - Dispatch In - Switch-Based	• Retail Residence and Business - Dispatch Out - Non-Dispatch - Dispatch In - Switch-Based
• UNE Switch Ports	• Retail Residence and Business (POTS)
• UNE Combo Other - Dispatch - Non-Dispatch (Dispatch In)	• Retail Residence, Business and Design Dispatch (Including Dispatch Out and Dispatch In) - Dispatch - Non-Dispatch (Dispatch In)
• Local Transport (Unbundled Interoffice Transport)	• Retail DS1/DS3 Interoffice
• UNE Other Non -Design	• Retail Residence and Business
• UNE Other Design	• Retail Design
• Local Interconnection Trunks	• Parity with Retail

P-9: % Provisioning Troubles within 30 days of Service Order Completion

SEEM Measure

SEEM Measure		
Yes	Tier I	X
	Tier II	X
	Tier III	

SEEM Disaggregation - Analog/Benchmark

SEEM Disaggregation	SEEM Analog/Benchmark
• Resale POTS	• Retail Residence and Business (POTS)
• Resale Design	• Retail Design
• UNE Loop + Port Combinations	• Retail Residence and Business
• UNE Loops	• Retail Residence and Business Dispatch
• UNE xDSL	• ADSL Provided to Retail
• UNE Line Sharing	• ADSL Provided to Retail
• Local Interconnection Trunks	• Parity with Retail

P-10: Total Service Order Cycle Time (TSOCT)

Definition

This report measures the total service order cycle time from receipt of a valid service order request to the return of a completion notice to the CLEC Interface.

Exclusions

- Canceled Service Orders
- Order Activities of BellSouth or the CLEC associated with internal or administrative use of local services (Record Orders, Listing Orders, Test Orders, etc.)
- D (Disconnect - Except "D" orders associated with LNP Standalone.) and F (From) orders. (From is disconnect side of a move order when the customer moves to a new address).
- "L" Appointment coded orders (where the customer has requested a later than offered interval)
- Orders with CLEC/Subscriber caused delays or CLEC/Subscriber requested due date changes.

Business Rules

The interval is determined for each order processed during the reporting period. This measurement combines three reports: FOC Timeliness, Average Order Completion Interval and Average Completion Notice Interval. For UNE XDSL Loop, this measurement combines Service Inquiry Interval (SI), FOC Timeliness, Average Completion Interval, and Average Completion Notice Interval.

This interval starts with the receipt of a valid service order request and stops when a completion notice is sent to the CLEC Interface (LENS, TAG OR EDI) and the BellSouth Legacy Systems. Elapsed time for each order is accumulated for each reporting dimension. The accumulated time for each reporting dimension is then divided by the associated total number of orders completed. Orders that are worked on zero due dates are calculated with a .33 day interval (8 hours) in order to report a portion of a day interval. These orders are issued and worked/completed on same day. They can be either flow through orders (no field work-non-dispatched) or field orders (dispatched).

Reporting is by Fully Mechanized, Partially Mechanized and Non-Mechanized receipt of LSRs.

Calculation

Total Service Order Cycle Time = (a - b)

- a = Service Order Completion Notice Date
- b = Service Request Receipt Date

Average Total Service Order Cycle Time = (c ÷ d)

- c = Sum of all Total Service Order Cycle Times
- d = Total Number Service Orders Completed in Reporting Period

Total Service Order Cycle Time Interval Distribution (for each interval) = (e ÷ f) X 100

- e = Total Number of Service Requests Completed in "X" minutes/hours
- f = Total Number of Service Requests Received in Reporting Period

Report Structure

- CLEC Specific
- CLEC Aggregate
- BellSouth Aggregate
- Fully Mechanized; Partially Mechanized; Non-Mechanized
- Report in categories of <10 line/circuits; ≥ 10 line/circuits (except trunks)
- Dispatch / No Dispatch categories applicable to all levels except trunks
- Intervals 0-5, 5-10, 10-15, 15-20, 20-25, 25-30, ≥ 30 Days. The interval breakout is: 0-5 = 0-4.99, 5-10 = 5-9.99, 10-15 = 10-14.99, 15-20 = 15-19.99, 20-25 = 20-24.99, 25-30 = 25-29.99, ≥ 30 = 30 and greater.

Data Retained

Relating to CLEC Experience	Relating to BellSouth Experience
<ul style="list-style-type: none"> • Report Month • Interval for FOC • CLEC Company Name (OCN) • Order Number (PON) • Submission Date & Time (TICKET_ID) • Completion Date (CMPLTN_DT) • Completion Notice Date and Time • Service Type (CLASS_SVC_DESC) • Geographic Scope <p>Note: Code in parentheses is the corresponding header found in the raw data file</p>	<ul style="list-style-type: none"> • Report Month • BellSouth Order Number • Order Submission Date & Time • Order Completion Date & Time • Service Type • Geographic Scope

SQM Disaggregation - Analog/Benchmark

SQM LEVEL of Disaggregation	Retail Analog/Benchmark
<ul style="list-style-type: none"> • Resale Residence • Resale Business • Resale Design • Resale PBX • Resale Centrex • Resale ISDN • LNP (Standalone) • INP (Standalone) • 2W Analog Loop Design • 2W Analog Loop Non-Design • 2W Analog Loop w/LNP Design • 2W Analog Loop w/LNP Non-Design • UNE Switch Ports • UNE Loop + Port Combinations • UNE Combo Other • UNE xDSL (HDSL, ADSL and UCL) • UNE ISDN • UNE Line Sharing • UNE Other Design • UNE Other Non -Design • UNE Digital Loops < DS1 • UNE Digital Loops ≥ DS1 • Local Transport (Unbundled Interoffice Trans port) • Local Interconnection Trunks 	<ul style="list-style-type: none"> • Diagnostic

SEEM Measure

SEEM Measure		
No	Tier I	
	Tier II	
	Tier III	

SEEM Disaggregation - Analog/Benchmark

SEEM Disaggregation	SEEM Analog/Benchmark
• Not Applicable	• Not Applicable

P-11: Service Order Accuracy

Definition

The “service order accuracy” measurement measures the accuracy and completeness of a sample of BellSouth service orders by comparing what was ordered and what was completed.

Exclusions

- Cancelled Service Orders
- Order Activities of BellSouth or the CLEC associated with internal or administrative use of local services (Record Orders, Listing Orders, Test Orders, etc.)
- D & F orders

Business Rules

A statistically valid sample of service orders, completed during a monthly reporting period, is compared to the original account profile and the order that the CLEC sent to BellSouth. An order is “completed without error” if all service attributes and account detail changes (as determined by comparing the original order) completely and accurately reflect the activity specified on the original order and any supplemental CLEC order. For both small and large sample sizes, when a Service Request cannot be matched with a corresponding Service Order, it will not be counted. For small sample sizes an effort will be made to replace the service request.

Calculation

Percent Service Order Accuracy = $(a \div b) \times 100$

- a = Orders Completed without Error
- b = Orders Completed in Reporting Period

Report Structure

- CLEC Aggregate
- Reported in categories of <10 line/circuits; > = 10 line/circuits
- Dispatch / No Dispatch

Data Retained

Relating to CLEC Experience	Relating to BellSouth Experience
<ul style="list-style-type: none"> • Report Month • CLEC Order Number and PON • Local Service Request (LSR) • Order Submission Date • Committed Due Date • Service Type • Standard Order Activity 	<ul style="list-style-type: none"> • No BellSouth Analog Exist

SQM Disaggregation - Analog/Benchmark

SQM LEVEL of Disaggregation	Retail Analog/Benchmark:
<ul style="list-style-type: none"> • Resale Residence • Resale Business • Resale Design (Specials) • UNE Specials (Design) • UNE (Non-Design) • Local Interconnection Trunks 	<ul style="list-style-type: none"> • 95% Accurate

SEEM Measure

SEEM Measure		
No	Tier I	
	Tier II	
	Tier III	

SEEM Disaggregation - Analog/Benchmark

SEEM Disaggregation:	SEEM Analog/Benchmark:
<ul style="list-style-type: none"> • Not Applicable 	<ul style="list-style-type: none"> • Not Applicable

P-12: LNP-Percent Missed Installation Appointments

Definition

“Percent missed installation appointments” monitors the reliability of BellSouth commitments with respect to committed due dates to assure that CLECs can reliably quote expected due dates to their retail customer as compared to BellSouth. This measure is the percentage of total orders processed for which BellSouth is unable to complete the service orders on the committed due dates and reported for total misses and End User Misses.

Exclusions

- Canceled Service Orders
- Order Activities of BellSouth or the CLEC associated with internal or administrative use of local services (Record Orders, Listing Orders, Test Orders, etc.) where identifiable

Business Rules

Percent Missed Installation Appointments (PMI) is the percentage of total orders processed for which BellSouth is unable to complete the service orders on the committed due dates. Missed Appointments caused by end-user reasons will be included and reported in a separate category. The first commitment date on the service order that is a missed appointment is the missed appointment code used for calculation whether it is a BellSouth missed appointment or an End User missed appointment. The “due date” is any time on the confirmed due date, which means there cannot be a cutoff time for commitments as certain types of orders are requested to be worked after standard business hours.

Calculation

$$\text{LNP Percent Missed Installation Appointments} = (a \div b) \times 100$$

- a = Number of Orders with Completion date in Reporting Period past the Original Committed Due Date
- b = Number of Orders Completed in Reporting Period

Report Structure

- CLEC Specific
- CLEC Aggregate
- Geographic Scope
 - State/Region
- Report in Categories of <10 lines/circuits ≥ 10 lines/circuits (except trunks)

Report explanation: Total Missed Appointments is the total percent of orders missed either by BellSouth or the CLEC end user. End User MA represents the percentage of orders missed by the CLEC end user. The difference between End User Missed Appointments and Total Missed Appointments is the result of BellSouth caused misses.

Data Retained

Relating to CLEC Experience	Relating to BellSouth Experience
<ul style="list-style-type: none"> • Report Month • CLEC Order Number and PON (PON) • Committed Due Date (DD) • Completion Date (CMPLTN DD) • Status Type • Status Notice Date • Standard Order Activity • Geographic Scope <p>Note: Code in parentheses is the corresponding header found in the raw data file.</p>	<ul style="list-style-type: none"> • Not Applicable

SQM Disaggregation - Analog/Benchmark

SQM LEVEL of Disaggregation	SQM Retail Analog/Benchmark
• LNP	• Retail Residence and Business (POTS)

SEEM Measure

SEEM Measure		
Yes	Tier I	X
	Tier II	X
	Tier III	

SEEM Disaggregation - Analog/Benchmark

SEEM Disaggregation	SEEM Analog/Benchmark
• LNP	• 95% Due Dates Met ^a

^aDue to data structure issues, BellSouth is using a benchmark comparison for SEEM rather than the Truncated Z as stated in the Order.

P-13: LNP-Average Disconnect Timeliness Interval & Disconnect Timeliness Interval Distribution

Definition

Disconnect Timeliness is defined as the interval between the time ESI Number Manager receives the valid 'Number Ported' message from NPAC (signifying the CLEC 'Activate') until the time the Disconnect is completed in the Central Office switch. This interval effectively measures BellSouth responsiveness by isolating it from impacts that are caused by CLEC related activities.

Exclusions

- Canceled Service Orders
- Order Activities of BellSouth or the CLEC associated with internal or administrative use of local services (Record Orders, Listing Orders, Test Orders, etc.) where identifiable.

Business Rules

The Disconnect Timeliness interval is determined for each telephone number ported associated with a disconnect service order processed on an LSR during the reporting period. The Disconnect Timeliness interval is the elapsed time from when BellSouth receives a valid 'Number Ported' message in ESI Number Manager (signifying the CLEC 'Activate') for each telephone number ported until each telephone number on the service order is disconnected in the Central Office switch. Elapsed time for each ported telephone number is accumulated for each reporting dimension. The accumulated time for each reporting dimension is then divided by the total number of selected telephone numbers disconnected in the reporting period.

Calculation

Disconnect Timeliness Interval = (a - b)

- a = Completion Date and Time in Central Office switch for each number on disconnect order
- b = Valid 'Number Ported' message received date & time

Average Disconnect Timeliness Interval = (c ÷ d)

- c = Sum of all Disconnect Timeliness Intervals
- d = Total Number of disconnected numbers completed in reporting period

Disconnect Timeliness Interval Distribution (for each interval) = (e ÷ f) X 100

- e = Disconnected numbers completed in "X" days
- f = Total disconnect numbers completed in reporting period

Report Structure

- CLEC Specific
- CLEC Aggregate
- Geographic Scope
 - State, Region

Data Retained

Relating to CLEC Experience	Relating to BellSouth Experience
<ul style="list-style-type: none"> • Order Number • Telephone Number / Circuit Number • Committed Due Date • Receipt Date / Time (ESI Number Manager) • Date/Time of Recent Change Notice 	<ul style="list-style-type: none"> • Not Applicable

SQM Disaggregation - Analog/Benchmark

SQM LEVEL of Disaggregation:	SQM Retail Analog/Benchmark:
• LNP	• 95% within 15 Minutes

SEEM Measure

SEEM Measure		
Yes	Tier I	X
	Tier II	X
	Tier III	

SEEM Disaggregation - Analog/Benchmark

SEEM Disaggregation	SEEM Analog/Benchmark
• LNP Standalone	• 95% within 15 Minutes

P-14: LNP-Total Service Order Cycle Time (TSOCT)

Definition

Total Service Order Cycle Time measures the interval from receipt of a valid service order request to the completion of the final service order associated with that service request.

Exclusions

- Canceled Service Orders
- Order Activities of BellSouth or the CLEC associated with internal or administrative use of local services (Record Orders, Listing Orders, Test Orders, etc.) where identifiable
- "L" appointment coded orders (indicating the customer has requested a later than offered interval)
- "S" missed appointment coded orders (indicating subscriber missed appointments), except for "SP" codes (indicating subscriber prior due date requested). This would include "S" codes assigned to subsequent due date changes.

Business Rules

The interval is determined for each order processed during the reporting period. This measurement combines three reports: FOC Timeliness, Average Order Completion Interval and Average Completion Notice Interval.

This interval starts with the receipt of a valid service order request and stops when a completion notice is sent to the CLEC Interface (LENS, TAG OR EDI). Elapsed time for each order is accumulated for each reporting dimension. The accumulated time for each reporting dimension is then divided by the associated total number of orders completed. Orders that are worked on zero due dates are calculated with a .33 day interval (8 hours) in order to report a portion of a day interval. These orders are issued and worked/completed on the same day.

Reporting is by Fully Mechanized, Partially Mechanized and Non-Mechanized receipt of LSRs.

Calculation

Total Service Order Cycle Time = (a - b)

- a = Service Order Completion Notice Date
- b = Service Request Receipt Date

Average Total Service Order Cycle Time = (c ÷ d)

- c = Sum of all Total Service Order Cycle Times
- d = Total Number Service Orders Completed in Reporting Period

Total Service Order Cycle Time Interval Distribution (for each interval) = (e ÷ f) X 100

- e = Total Number of Service Orders Completed in "X" minutes/hours
- f = Total Number of Service Orders Received in Reporting Period

Report Structure

- CLEC Specific
- CLEC Aggregate
- Fully Mechanized; Partially Mechanized; Non-Mechanized
- Report in categories of <10 lines/circuits; ≥lines/circuits (except trunks)
- Intervals 0-5, 5-10, 10-15, 15-20, 20-25, 25-30, ≥ 30 Days. The interval breakout is: 0-5 = 0-4.99, 5-10 = 5-9.99, 10-15 = 10-14.99, 15-20 = 15-19.99, 20-25 = 20-24.99, 25-30 = 25-29.99, ≥ 30 = 30 and greater.

Data Retained

Relating to CLEC Experience	Relating to BellSouth Experience
<ul style="list-style-type: none"> • Report Month • Interval for FOC • CLEC Company Name (OCN) • Order Number (PON) • Submission Date & Time (TICKET_ID) • Completion Date (CMPLTN_DT) • Completion Notice Date and Time • Service Type (CLASS_SVC_DESC) • Geographic Scope <p>Note: Code in parentheses is the corresponding header found in the raw data file</p>	<ul style="list-style-type: none"> • Not Applicable

SQM Disaggregation - Analog/Benchmark

SQM Level of Disaggregation	Retail Analog/Benchmark
<ul style="list-style-type: none"> • LNP 	<ul style="list-style-type: none"> • Diagnostic

SEEM Measure

SEEM Measure		
No	Tier I	
	Tier II	
	Tier III	

SEEM Disaggregation - Analog/Benchmark

SEEM Disaggregation	SEEM Analog/Benchmark
<ul style="list-style-type: none"> • Not Applicable 	<ul style="list-style-type: none"> • Not Applicable

Section 4: Maintenance & Repair

M&R-1: Missed Repair Appointments

Definition

The percent of trouble reports not cleared by the committed date and time.

Exclusions

- Trouble tickets canceled at the CLEC request.
- BellSouth trouble reports associated with internal or administrative service.
- Customer Provided Equipment (CPE) troubles or CLEC Equipment Trouble.

Business Rules

The negotiated commitment date and time is established when the repair report is received. The cleared time is the date and time that BellSouth personnel clear the trouble and closes the trouble report in his/her Computer Access Terminal (CAT) or workstation. If this is after the Commitment time, the report is flagged as a “Missed Commitment” or a missed repair appointment. When the data for this measure is collected for BellSouth and a CLEC, it can be used to compare the percentage of the time repair appointments are missed due to BellSouth reasons. (No access reports are not part of this measure because they are not a missed appointment.)

Note: Appointment intervals vary with force availability in the POTS environment. Specials and Trunk intervals are standard interval appointments of no greater than 24 hours. Standalone LNP historical data is not available in the maintenance systems (LMOS or WFA).

Calculation

Percentage of Missed Repair Appointments = $(a \div b) \times 100$

- a = Count of Customer Troubles Not Cleared by the Quoted Commitment Date and Time
- b = Total Trouble reports closed in Reporting Period

Report Structure

- Dispatch / Non-Dispatch
- CLEC Specific
- CLEC Aggregate
- BellSouth Aggregate

Data Retained

Relating to CLEC Experience	Relating to BellSouth Performance
<ul style="list-style-type: none"> • Report month • CLEC Company Name • Submission Date & Time (TICKET_ID) • Completion Date (CMPLTN_DT) • Service Type (CLASS_SVC_DESC) • Disposition and Cause (CAUSE_CD & CAUSE_DESC) • Geographic Scope <p>Note: Code in parentheses is the corresponding header found in the raw data file.</p>	<ul style="list-style-type: none"> • Report month • BellSouth Company Code • Submission Date & Time • Completion Date • Service Type • Disposition and Cause (Non-Design /Non-Special Only) • Trouble Code (Design and Trunking Services) • Geographic Scope

SQM Disaggregation - Retail Analog/Benchmark

SQM Level of Disaggregation	SQM Retail Analog/Benchmark
• Resale Residence	• Retail Residence
• Resale Business	• Retail business
• Resale Design	• Retail Design
• Resale PBX	• Retail PBX
• Resale Centrex	• Retail Centrex
• Resale ISDN	• Retail ISDN
• LNP (Standalone) (Not Available in Maintenance)	• Not Applicable
• 2W Analog Loop Design	• Retail Residence & Business Dispatch
• 2W Analog Loop Non – Design	• Retail Residence & Business (POTS) (Exclusion of Switch-Based Feature Troubles)
• UNE Loop + Port Combinations	• Retail Residence & Business
• UNE Switch Ports	• Retail Residence & Business (POTS)
• UNE Combo Other	• Retail Residence, Business and Design Dispatch
• UNE xDSL (HDSL, ADSL and UCL)	• ADSL Provided to Retail
• UNE ISDN	• Retail ISDN – BRI
• UNE Line Sharing	• ADSL Provided to Retail
• UNE Other Design	• Retail Design
• UNE Other Non – Design	• Retail Residence & Business
• Local Interconnection Trunks	• Parity with Retail
• Local Transport (Unbundled Interoffice Transport)	• Retail DS1/DS3 Interoffice

M&R-1: Missed Repair Appointments

SEEM Measure

SEEM Measure		
Yes	Tier I	X
	Tier II	X
	Tier III	X

SEEM Disaggregation - Analog/Benchmark

SEEM Disaggregation	SEEM Analog/Benchmark
• Resale POTS	• Retail Residence and Business (POTS)
• Resale Design	• Retail Design
• UNE Loop + Port Combinations	• Retail Residence and Business
• UNE Loops	• Retail Residence and Business Dispatch
• UNE xDSL	• ADSL Provided to Retail
• UNE Line Sharing	• ADSL Provided to Retail
• Local Interconnection Trunks	• Parity with Retail

M&R-2: Customer Trouble Report Rate

Definition

Percent of initial and repeated customer direct or referred troubles reported within a calendar month per 100 lines/circuits in service.

Exclusions

- Trouble tickets canceled at the CLEC request.
- BellSouth trouble reports associated with internal or administrative service.
- Customer Provided Equipment (CPE) troubles or CLEC Equipment Trouble.

Business Rules

Customer Trouble Report Rate is computed by accumulating the number of maintenance initial and repeated trouble reports during the reporting period. The resulting number of trouble reports are divided by the total "number of service" lines, ports or combination that exist for the CLECs and BellSouth respectively at the end of the report month.

Calculation

Customer Trouble Report Rate = $(a \div b) \times 100$

- a = Count of Initial and Repeated Trouble Reports closed in the Current Period
- b = Number of Service Access Lines in service at End of the Report Period

Report Structure

- Dispatch / Non-Dispatch
- CLEC Specific
- CLEC Aggregate
- BellSouth Aggregate

Data Retained

Relating to CLEC Experience	Relating to BellSouth Performance
<ul style="list-style-type: none"> • Report Month • CLEC Company Name • Ticket Submission Date & Time (TICKET_ID) • Ticket Completion Date (CMLPTN_DT) • Service Type (CLASS_SVC_DESC) • Disposition and Cause (CAUSE_CD & CAUSE_DESC) • # Service Access Lines in Service at the end of period • Geographic Scope <p>Note: Code in parentheses is the corresponding header found in the raw data file.</p>	<ul style="list-style-type: none"> • Report Month • BellSouth Company Code • Ticket Submission Date & Time • Ticket Completion Date • Service Type • Disposition and Cause (Non-Design /Non-Special Only) • Trouble Code (Design and Trunking Services) • # Service Access Lines in Service at the end of period • Geographic Scope

SQM Disaggregation - Analog/Benchmark

SQM Level of Disaggregation	SQM Analog/Benchmark
• Resale Residence	• Retail Residence
• Resale Business	• Retail Business
• Resale Design	• Retail Design
• Resale PBX	• Retail PBX
• Resale Centrex	• Retail Centrex
• Resale ISDN	• Retail ISDN
• LNP (Standalone) (Not Available in Maintenance)	• Not Applicable

SQM Level of Disaggregation	SQM Analog/Benchmark
• 2W Analog Loop Design	• Retail Residence & Business Dispatch
• 2W Analog Loop Non – Design	• Retail Residence & Business (POTS) (Exclusion of Switch-Based Feature Troubles)
• UNE Loop + Port Combinations	• Retail Residence & Business
• UNE Switch Ports	• Retail Residence & Business (POTS)
• UNE Combo Other	• Retail Residence, Business and Design Dispatch
• UNE xDSL (HDSL, ADSL and UCL)	• ADSL Provided to Retail
• UNE ISDN	• Retail ISDN – BRI
• UNE Line Sharing	• ADSL Provided to Retail
• UNE Other Design	• Retail Design
• UNE Other Non – Design	• Retail Residence & Business
• Local Interconnection Trunks	• Parity with Retail
• Local Transport (Unbundled Interoffice Transport)	• Retail DS1/DS3 Interoffice

SEEM Measure

SEEM Measure		
Yes	Tier I	X
	Tier II	X
	Tier III	

SEEM Disaggregation - Analog/Benchmark

SEEM Disaggregation	SEEM Analog/Benchmark
• Resale POTS	• Retail Residence and Business (POTS)
• Resale Design	• Retail Design
• UNE Loop + Port Combinations	• Retail Residence and Business
• UNE Loops	• Retail Residence and Business Dispatch
• UNE xDSL	• ADSL Provided to Retail
• UNE Line Sharing	• ADSL Provided to Retail
• Local Interconnection Trunks	• Parity with Retail

M&R-3: Maintenance Average Duration

Definition

The Average duration of Customer Trouble Reports from the receipt of the Customer Trouble Report to the time the trouble report is cleared.

Exclusions

- Trouble tickets canceled at the CLEC request.
- BellSouth trouble reports associated with internal or administrative service.
- Customer Provided Equipment (CPE) troubles or CLEC Equipment Trouble.

Business Rules

For Average Duration the clock starts on the date and time of the receipt of a correct repair request. The clock stops on the date and time the service is restored and the BellSouth or CLEC customer is notified (when the technician completes the trouble ticket on his/her CAT or work systems).

Calculation

Maintenance Duration = (a - b)

- a = Date and Time of Service Restoration
- b = Date and Time Trouble Ticket was Opened

Average Maintenance Duration = (c ÷ d)

- c = Total of all maintenance durations in the reporting period
- d = Total Closed Troubles in the reporting period

Report Structure

- Dispatch / Non-Dispatch
- CLEC Specific
- CLEC Aggregate
- BellSouth Aggregate

Data Retained

Relating to CLEC Experience:	Relating to BellSouth Performance:
<ul style="list-style-type: none"> • Report Month • Total Tickets (LINE_NBR) • CLEC Company Name • Ticket Submission Date & Time (TICKET_ID) • Ticket Completion Date (CMPLTN_DT) • Service Type (CLASS_SVC_DESC) • Disposition and Cause (CAUSE_CD & CAUSE_DESC) • Geographic Scope <p>Note: Code in parentheses is the corresponding header found in the raw data file.</p>	<ul style="list-style-type: none"> • Report Month • Total Tickets • BellSouth Company Code • Ticket Submission Date • Ticket Submission Time • Ticket Completion Date • Ticket Completion Time • Total Duration Time • Service Type • Disposition and Cause (Non-Design /Non-Special Only) • Trouble Code (Design and Trunking Services) • Geographic Scope

SQM Disaggregation - Analog/Benchmark

SQM Level of Disaggregation	SQM Analog/Benchmark
<ul style="list-style-type: none"> • Resale Residence 	<ul style="list-style-type: none"> • Retail Residence
<ul style="list-style-type: none"> • Resale Business 	<ul style="list-style-type: none"> • Retail Business

SQM Level of Disaggregation	SQM Analog/Benchmark
• Resale Design	• Retail Design
• Resale PBX	• Retail PBX
• Resale Centrex	• Retail Centrex
• Resale ISDN	• Retail ISDN
• LNP (Standalone) (Not Available in Maintenance)	• Not Applicable
• 2W Analog Loop Design	• Retail Residence & Business Dispatch
• 2W Analog Loop Non – Design	• Retail Residence & Business (POTS) (Exclusion of Switch-Based Feature Troubles)
• UNE Loop + Port Combinations	• Retail Residence & Business
• UNE Switch Ports	• Retail Residence & Business (POTS)
• UNE Combo Other	• Retail Residence, Business and Design Dispatch
• UNE xDSL (HDSL, ADSL and UCL)	• ADSL Provided to Retail
• UNE ISDN	• Retail ISDN – BRI
• UNE Line Sharing	• ADSL Provided to Retail
• UNE Other Design	• Retail Design
• UNE Other Non – Design	• Retail Residence & Business
• Local Interconnection Trunks	• Parity with Retail
• Local Transport (Unbundled Interoffice Transport)	• Retail DS1/DS3 Interoffice

SEEM Measure

SEEM Measure		
Yes	Tier I	X
	Tier II	X
	Tier III	

SEEM Disaggregation - Analog/Benchmark

SEEM Disaggregation	SEEM Analog/Benchmark
• Resale POTS	• Retail Residence and Business (POTS)
• Resale Design	• Retail Design
• UNE Loop + Port Combinations	• Retail Residence and Business
• UNE Loops	• Retail Residence and Business Dispatch
• UNE xDSL	• ADSL Provided to Retail
• UNE Line Sharing	• ADSL Provided to Retail
• Local Interconnection Trunks	• Parity with Retail

M&R-4: Percent Repeat Troubles within 30 Days

Definition

Closed trouble reports on the same line/circuit as a previous trouble report received within 30 calendar days as a percent of total troubles closed reported

Exclusions

- Trouble tickets canceled at the CLEC request.
- BellSouth trouble reports associated with internal or administrative service.
- Customer Provided Equipment (CPE) troubles or CLEC Equipment Trouble.

Business Rules

Includes Customer trouble reports received within 30 days of an original Customer trouble report

Calculation

Percent Repeat Troubles within 30 Days = $(a \div b) \times 100$

- a = Count of closed Customer Troubles where more than one trouble report was logged for the same service line within a continuous 30 days
- b = Total Trouble Reports Closed in Reporting Period

Report Structure

- Dispatch / Non-Dispatch
- CLEC Specific
- CLEC Aggregate
- BellSouth Aggregate

Data Retained

Relating to CLEC Experience	Relating to BellSouth Performance
<ul style="list-style-type: none"> • Report Month • Total Tickets (LINE_NBR) • CLEC Company Name • Ticket Submission Date & Time (TICKET_ID) • Ticket Completion Date (CMPLTN_DT) • Total and Percent Repeat Trouble Reports within 30 Days (TOT_REPEAT) • Service Type • Disposition and Cause (CAUSE_CD & CAUSE_DESC) • Geographic Scope <p>Note: Code in parentheses is the corresponding header found in the raw data file.</p>	<ul style="list-style-type: none"> • Report Month • Total Tickets • BellSouth Company Code • Ticket Submission Date • Ticket Submission Time • Ticket Completion Date • Ticket Completion Time • Total and Percent Repeat Trouble Reports within 30 Days • Service Type • Disposition and Cause (Non-Design /Non-Special Only) • Trouble Code (Design and Trunking Services) • Geographic Scope

SQM Disaggregation - Analog/Benchmark

SQM Level of Disaggregation	SQM Analog/Benchmark
• Resale Residence	• Retail Residence
• Resale Business	• Retail Business
• Resale Design	• Retail Design
• Resale PBX	• Retail PBX
• Resale Centrex	• Retail Centrex

SQM Level of Disaggregation	SQM Analog/Benchmark
• Resale ISDN	• Retail ISDN
• LNP (Standalone) (Not Available in Maintenance)	• Not Applicable
• 2W Analog Loop Design	• Retail Residence & Business Dispatch
• 2W Analog Loop Non – Design	• Retail Residence & Business (POTS) (Exclusion of Switch-Based Feature Troubles)
• UNE Loop + Port Combinations	• Retail Residence & Business
• UNE Switch Ports	• Retail Residence and Business (POTS)
• UNE Combo Other	• Retail Residence, Business & Design Dispatch
• UNE xDSL (HDSL, ADSL and UCL)	• ADSL Provided to Retail
• UNE ISDN	• Retail ISDN – BRI
• UNE Line Sharing	• ADSL Provided to Retail
• UNE Other Design	• Retail Design
• UNE Other Non – Design	• Retail Residence & Business
• Local Interconnection Trunks	• Parity with Retail
• Local Transport (Unbundled Interoffice Transport)	• Retail DS1/DS3 Interoffice

SEEM Measure

SEEM Measure		
Yes	Tier I	X
	Tier II	X
	Tier III	

SEEM Disaggregation - Analog/Benchmark

SEEM Disaggregation	SEEM Analog/Benchmark
• Resale POTS	• Retail Residence and Business (POTS)
• Resale Design	• Retail Design
• UNE Loop + Port Combinations	• Retail Residence and Business
• UNE Loops	• Retail Residence and Business Dispatch
• UNE xDSL	• ADSL Provided to Retail
• UNE Line Sharing	• ADSL Provided to Retail
• Local Interconnection Trunks	• Parity with Retail

M&R-5: Out of Service (OOS) > 24 Hours

Definition

For Out of Service Troubles (no dial tone, cannot be called or cannot call out) the percentage of Total OOS Troubles cleared in excess of 24 hours. (All design services are considered to be out of service).

Exclusions

- Trouble Reports canceled at the CLEC request
- BellSouth Trouble Reports associated with administrative service
- Customer Provided Equipment (CPE) Troubles or CLEC Equipment Troubles.

Business Rules

Customer Trouble reports that are out of service and cleared in excess of 24 hours. The clock begins when the trouble report is created in LMOS/WFA and the trouble is counted if the elapsed time exceeds 24 hours.

Calculation

Out of Service (OOS) > 24 hours = $(a \div b) \times 100$

- a = Total Cleared Troubles OOS > 24 Hours
- b = Total OOS Troubles in Reporting Period

Report Structure

- Dispatch / Non - Dispatch
- CLEC Specific
- BellSouth Aggregate
- CLEC Aggregate

Data Retained

Relating to CLEC Experience	Relating to BellSouth Experience
<ul style="list-style-type: none"> • Report Month • Total Tickets • CLEC Company Name • Ticket Submission Date & Time (TICKET_ID) • Ticket Completion Date (CMPLTN_DT) • Percentage of Customer Troubles out of • Service > 24 Hours (OOS>24_FLAG) • Service type (CLASS_SVC_DESC) • Disposition and Cause (CAUSE_CD & CAUSE-DESC) • Geographic Scope <p>Note: Code in parentheses is the corresponding header found in the raw data file.</p>	<ul style="list-style-type: none"> • Report Month • Total Tickets • BellSouth Company Code • Ticket Submission Date • Ticket Submission time • Ticket Completion Date • Ticket Completion Time • Percent of Customer Troubles out of Service > 24 Hours • Service type • Disposition and Cause (Non-Design/Non-Special only) • Trouble Code (Design and Trunking Services) • Geographic Scope

SQM Disaggregation - Analog/Benchmark

SQM Level of Disaggregation	SQM Analog/Benchmark
• Resale Residence	• Retail Residence
• Resale Business	• Retail Business
• Resale Design	• Retail Design
• Resale PBX	• Retail PBX
• Resale Centrex	• Retail Centrex

SQM Level of Disaggregation	SQM Analog/Benchmark
• Resale ISDN	• Retail ISDN
• LNP (Standalone) (Not Available in Maintenance)	• Not Applicable
• 2W Analog Loop Design	• Retail Residence & Business Dispatch
• 2W Analog Loop Non – Design	• Retail Residence & Business (POTS) (Exclusion of Switch-Based Feature Troubles)
• UNE Loop + Port Combinations	• Retail Residence & Business
• UNE Switch Ports	• Retail Residence & Business (POTS)
• UNE Combo Other	• Retail Residence, Business and Design Dispatch
• UNE xDSL (HDSL, ADSL and UCL)	• ADSL Provided to Retail
• UNE ISDN	• Retail ISDN – BRI
• UNE Line Sharing	• ADSL Provided to Retail
• UNE Other Design	• Retail Design
• UNE Other Non – Design	• Retail Residence & Business
• Local Interconnection Trunks	• Parity with Retail
• Local Transport (Unbundled Interoffice Transport)	• Retail DS1/DS3 Interoffice

SEEM Measure

SEEM Measure		
No	Tier I	
	Tier II	
	Tier III	

SEEM Disaggregation - Analog/Benchmark

SEEM Disaggregation	SEEM Analog/Benchmark
• Not Applicable	• Not Applicable

M&R-6: Average Answer Time – Repair Centers

Definition

This measures the average time a customer is in queue when calling a BellSouth Repair Center.

Exclusions

None

Business Rules

The clock starts when a CLEC Representative or BellSouth customer makes a choice on the Repair Center's menu and is put in queue for the next repair attendant. The clock stops when the repair attendant answers the call (abandoned calls are not included).

Note: The Total Column is a combined BellSouth Residence and Business number.

Calculation

Answer Time for BellSouth Repair Centers = (a - b)

- a = Time BellSouth Repair Attendant Answers Call
- b = Time of entry into queue after ACD Selection

Average Answer Time for BellSouth Repair Centers = (c ÷ d)

- c = Sum of all Answer Times
- d = Total number of calls by reporting period

Report Structure

- CLEC Aggregate
- BellSouth Aggregate

Data Retained

Relating to CLEC Experience	Relating to BellSouth Experience
• CLEC Average Answer Time	• BellSouth Average Answer Time

SQM Disaggregation - Analog / Benchmark

SQM Level of Disaggregation	Retail Analog / Benchmark
• Region. CLEC/BellSouth Service Centers and BellSouth Repair Centers are regional.	• For CLEC, Average Answer Times in UNE Center and BRMC are comparable to the Average Answer Times in the BellSouth Repair Centers.

SEEM Measure

SEEM Measure		
No	Tier I	
	Tier II	
	Tier III	

SEEM Disaggregation - Analog/Benchmark

SEEM Disaggregation	SEEM Analog/Benchmark
• Not Applicable	• Not Applicable

M&R-6: Average Answer Time – Repair Centers

M&R-7: Mean Time To Notify CLEC of Network Outages

Definition

This report measures the time it takes for the BellSouth Network Management Center (NMC) to notify the CLEC of major network outages.

Exclusions

None

Business Rules

BellSouth will inform the CLEC of any major network outages (key customer accounts) via a page or email. When the BellSouth NMC becomes aware of a network incident, the CLEC and BellSouth will be notified electronically. The notification time for each outage will be measured in minutes and divided by the number of outages for the reporting period. These are broadcast messages. It is up to those receiving the message to determine if they have customers affected by the incident.

The CLECs will be notified in accordance with the rules outlined in Appendix D of the CLEC “Customer Guide” which is published on the internet at: www.interconnection.bellsouth.com/guides/other_guides/html/gopue/indexf.htm.

Calculation

Time to Notify CLEC = (a - b)

- a = Date and Time BellSouth Notified CLEC
- b = Date and Time BellSouth Detected Network Incident

Mean Time to Notify CLEC = (c ÷ d)

- c = Sum of all Times to Notify CLEC
- d = Count of Network Incidents

Report Structure

- BellSouth Aggregate
- CLEC Aggregate
- CLEC Specific

Data Retained

Relating to CLEC Experience	Relating to BellSouth Experience
<ul style="list-style-type: none"> • Report Month • Major Network Events • Date/Time of Incident • Date/Time of Notification 	<ul style="list-style-type: none"> • Report Month • Major Network Events • Date/Time of Incident • Date/Time of Notification

SQM Disaggregation - Analog / Benchmark

SQM Level of Disaggregation	Retail Analog / Benchmark
<ul style="list-style-type: none"> • BellSouth Aggregate • CLEC Aggregate • CLEC Specific 	<ul style="list-style-type: none"> • Parity by Design

SEEM Measure

SEEM Measure		
No	Tier I	
	Tier II	
	Tier III	

SEEM Disaggregation - Analog/Benchmark

SEEM Disaggregation	SEEM Analog/Benchmark
• Not Applicable	• Not Applicable

Section 5: Billing

B-1: Invoice Accuracy

Definition

This measure provides the percentage of accuracy of the billing invoices rendered to CLECs during the current month.

Exclusions

- Adjustments not related to billing errors (e.g., credits for service outage, special promotion credits, adjustments to satisfy the customer)
- Test Accounts

Business Rules

The accuracy of billing invoices delivered by BellSouth to the CLEC must enable them to provide a degree of billing accuracy comparative to BellSouth bills rendered to retail customers of BellSouth. CLECs request adjustments on bills determined to be incorrect. The BellSouth Billing verification process includes manually analyzing a sample of local bills from each bill period. The bill verification process draws from a mix of different customer billing options and types of service. An end-to-end auditing process is performed for new products and services. Internal measurements and controls are maintained on all billing processes.

Calculation

$$\text{Invoice Accuracy} = [(a - b) \div a] \times 100$$

- a = Absolute Value of Total Billed Revenues during current month
- b = Absolute Value of Billing Related Adjustments during current month

Report Structure

- CLEC Specific
- CLEC Aggregate
- BellSouth Aggregate
- Geographic Scope
 - Region
 - State

Data Retained

Relating to CLEC Experience	Relating to BellSouth Performance
<ul style="list-style-type: none"> • Report Month • Invoice Type <ul style="list-style-type: none"> - UNE - Resale - Interconnection • Total Billed Revenue • Billing Related Adjustments 	<ul style="list-style-type: none"> • Report month • Retail Type <ul style="list-style-type: none"> - CRIS - CABS • Total Billed Revenue • Billing Related Adjustments

SQM Disaggregation - Analog/Benchmark

SQM Level of Disaggregation	Retail Analog/Benchmark
<ul style="list-style-type: none"> • Product / Invoice Type <ul style="list-style-type: none"> - Resale - UNE - Interconnection 	<ul style="list-style-type: none"> • CLEC Invoice Accuracy is comparable to BellSouth Invoice Accuracy

SEEM Measure

SEEM Measure		
Yes	Tier I	X
	Tier II	X
	Tier III	X

SEEM Disaggregation - Analog/Benchmark

SEEM Disaggregation	SEEM Analog/Benchmark
<ul style="list-style-type: none"> • CLEC State • BellSouth State 	<ul style="list-style-type: none"> • Parity with Retail

B2: Mean Time to Deliver Invoices

Definition

Bill Distribution is calculated as follows: CRIS BILLS-The number of workdays is reported for CRIS bills. This is calculated by counting the Bill Period date as the first work day. Weekends and holidays are excluded when counting workdays. J/N Bills are counted in the CRIS work day category for the purposes of the measurement since their billing account number (Q account) is provided from the CRIS system.

CABS BILLS-The number of calendar days is reported for CABS bills. This is calculated by counting the day following the Bill Period date as the first calendar day. Weekends and holidays are included when counting the calendar days.

Exclusions

Any invoices rejected due to formatting or content errors.

Business Rules

This report measures the mean interval for timeliness of billing records delivered to CLECs in an agreed upon format. CRIS-based invoices are measured in business days, and CABS-based invoices in calendar days.

Calculation

Invoice Timeliness = (a - b)

- a = Invoice Transmission Date
- b = Close Date of Scheduled Bill Cycle

Mean Time To Deliver Invoices = (c ÷ d)

- c = Sum of all Invoice Timeliness intervals
- d = Count of Invoices Transmitted in Reporting Period

Report Structure

- CLEC Specific
- CLEC Aggregate
- BellSouth Aggregate
- Geographic Scope
 - Region
 - State

Data Retained

Relating to CLEC Experience	Relating to BellSouth Performance
<ul style="list-style-type: none"> • Report month • Invoice Type <ul style="list-style-type: none"> - UNE - Resale - Interconnection • Invoice Transmission Count • Date of Scheduled Bill Close 	<ul style="list-style-type: none"> • Report month • Invoice Type <ul style="list-style-type: none"> - CRIS - CABS • Invoice Transmission Count • Date of Scheduled Bill Close

SQM Disaggregation - Analog/Benchmark

SQM Level of Disaggregation	Retail Analog/Benchmark
Product / Invoice Type <ul style="list-style-type: none"> • Resale • UNE • Interconnection 	<ul style="list-style-type: none"> • CRIS-based invoices will be released for delivery within six (6) business days. • CABS-based invoices will be released for delivery within eight (8) calendar days. • CLEC Average Delivery Intervals for both CRIS and CABS Invoices are comparable to BellSouth Average delivery for both systems.

SEEM Measure

SEEM Measure		
Yes	Tier I	X
	Tier II	X
	Tier III	X

SEEM Disaggregation - Analog/Benchmark

SEEM Disaggregation	SEEM Analog/Benchmark
<ul style="list-style-type: none"> • CLEC State <ul style="list-style-type: none"> - CRIS - CABS • BellSouth Region 	<ul style="list-style-type: none"> • Parity with Retail

B3: Usage Data Delivery Accuracy

Definition

This measurement captures the percentage of recorded usage that is delivered error free and in an acceptable format to the appropriate Competitive Local Exchange Carrier (CLEC). These percentages will provide the necessary data for use as a comparative measurement for BellSouth performance. This measurement captures Data Delivery Accuracy rather than the accuracy of the individual usage recording.

Exclusions

None

Business Rules

The accuracy of the data delivery of usage records delivered by BellSouth to the CLEC must enable them to provide a degree of accuracy comparative to BellSouth bills rendered to their retail customers. If errors are detected in the delivery process, they are investigated, evaluated and documented. Errors are corrected and the data retransmitted to the CLEC.

Calculation

Usage Data Delivery Accuracy = $(a - b) \div a \times 100$

- a = Total number of usage data packs sent during current month
- b = Total number of usage data packs requiring retransmission during current month

Report Structure

- CLEC Specific
- CLEC Aggregate
- BellSouth Aggregate
- Geographic Scope
 - Region

Data Retained

Relating to CLEC Experience	Relating to BellSouth Performance
<ul style="list-style-type: none"> • Report Month • Record Type <ul style="list-style-type: none"> - BellSouth Recorded - Non-BellSouth Recorded 	<ul style="list-style-type: none"> • Report month • Record Type

SQM Disaggregation - Analog/Benchmark

SQM Level of Disaggregation	Retail Analog/Benchmark
<ul style="list-style-type: none"> • Region 	<ul style="list-style-type: none"> • CLEC Usage Data Delivery Accuracy is comparable to BellSouth Usage Data Delivery Accuracy

SEEM Measure

SEEM Measure		
Yes	Tier I	X
	Tier II	X
	Tier III	

SEEM Disaggregation - Analog/Benchmark

SEEM Disaggregation	SEEM Analog/Benchmark
<ul style="list-style-type: none">• CLEC State• BellSouth Region	<ul style="list-style-type: none">• Parity with Retail

B4: Usage Data Delivery Completeness

Definition

This measurement provides percentage of complete and accurately recorded usage data (usage recorded by BellSouth and usage recorded by other companies and sent to BellSouth for billing) that is processed and transmitted to the CLEC within thirty (30) days of the message recording date. A parity measure is also provided showing completeness of BellSouth messages processed and transmitted via CMDS. BellSouth delivers its own retail usage from recording location to billing location via CMDS as well as delivering billing data to other companies. Timeliness, Completeness and Mean Time to Deliver Usage measures are reported on the same report.

Exclusions

None

Business Rules

The purpose of these measurements is to demonstrate the level of quality of usage data delivered to the appropriate CLEC. Method of delivery is at the option of the CLEC.

Calculation

Usage Data Delivery Completeness = $(a \div b) \times 100$

- a = Total number of Recorded usage records delivered during current month that are within thirty (30) days of the message recording date
- b = Total number of Recorded usage records delivered during the current month

Report Structure

- CLEC Specific
- CLEC Aggregate
- BellSouth Aggregate
- Region

Data Retained

Relating to CLEC Experience	Relating to BellSouth Performance
<ul style="list-style-type: none"> • Report Month • Record Type <ul style="list-style-type: none"> - BellSouth Recorded - Non-BellSouth Recorded 	<ul style="list-style-type: none"> • Report month • Record Type

SQM Disaggregation - Analog/Benchmark

SQM Level of Disaggregation	Retail Analog/Benchmark
<ul style="list-style-type: none"> • Region 	<ul style="list-style-type: none"> • CLEC Usage Data Delivery Completeness is comparable to BellSouth Usage Data Delivery Completeness

SEEM Measure

SEEM Measure		
No	Tier I	
	Tier II	
	Tier III	

SEEM Disaggregation - Analog/Benchmark

SEEM Disaggregation	SEEM Analog/Benchmark
• Not Applicable	• Not Applicable

B5: Usage Data Delivery Timeliness

Definition

This measurement provides a percentage of recorded usage data (usage recorded by BellSouth and usage recorded by other companies and sent to BellSouth for billing) that is delivered to the appropriate CLEC within six (6) calendar days from the receipt of the initial recording. A parity measure is also provided showing timeliness of BellSouth messages processed and transmitted via CMDS. Timeliness, Completeness and Mean Time to Deliver Usage measures are reported on the same report.

Exclusions

None

Business Rules

The purpose of this measurement is to demonstrate the level of timeliness for processing and transmission of usage data delivered to the appropriate CLEC. The usage data will be mechanically transmitted or mailed to the CLEC data processing center once daily. The Timeliness interval of usage recorded by other companies is measured from the date BellSouth receives the records to the date BellSouth distributes to the CLEC. Method of delivery is at the option of the CLEC.

Calculation

Usage Data Delivery Timeliness Current month = $(a \div b) \times 100$

- a = Total number of usage records sent within six (6) calendar days from initial recording/receipt
- b = Total number of usage records sent

Report Structure

- CLEC Aggregate
- CLEC Specific
- BellSouth Aggregate
- Region

Data Retained

Relating to CLEC Experience	Relating to BellSouth Performance
<ul style="list-style-type: none"> • Report Month • Record Type <ul style="list-style-type: none"> - BellSouth Recorded - Non-BellSouth Recorded 	<ul style="list-style-type: none"> • Report Monthly • Record Type

SQM Level of Disaggregation - Analog/Benchmark

SQM Level of Disaggregation	Retail Analog/Benchmark
<ul style="list-style-type: none"> • Region 	<ul style="list-style-type: none"> • CLEC Usage Data Delivery Timeliness is comparable to BellSouth Usage Data Delivery Timeliness

SEEM Measure

SEEM Measure		
No	Tier I	
	Tier II	
	Tier III	

SEEM Disaggregation - Analog/Benchmark

SEEM Disaggregation	SEEM Analog/Benchmark
• Not Applicable	• Not Applicable

B6: Mean Time to Deliver Usage

Definition

This measurement provides the average time it takes to deliver Usage Records to a CLEC. A parity measure is also provided showing timeliness of BellSouth messages processed and transmitted via CMDS. Timeliness, Completeness and Mean Time to Deliver Usage measures are reported on the same report.

Exclusions

None

Business Rules

The purpose of this measurement is to demonstrate the average number of days it takes BellSouth to deliver Usage data to the appropriate CLEC. Usage data is mechanically transmitted or mailed to the CLEC data processing center once daily. Method of delivery is at the option of the CLEC.

Calculation

Mean Time to Deliver Usage = $(a \times b) \div c$

- a = Volume of Records Delivered
- b = Estimated number of days to deliver
- c = Total Record Volume Delivered

Note: Any usage record falling in the 30+ day interval will be added using an average figure of 31.5 days.

Report Structure

- CLEC Aggregate
- CLEC Specific
- BellSouth Aggregate
- Region

Data Retained

Relating to CLEC Experience	Relating to BellSouth Performance
<ul style="list-style-type: none"> • Report Month • Record Type <ul style="list-style-type: none"> - BellSouth Recorded - Non-BellSouth Recorded 	<ul style="list-style-type: none"> • Report Monthly • Record Type

SQM Level of Disaggregation - Analog/Benchmark

SQM Level of Disaggregation	Retail Analog/Benchmark
<ul style="list-style-type: none"> • Region 	<ul style="list-style-type: none"> • Mean Time to Deliver Usage to CLEC is comparable to Mean Time to Deliver Usage to BellSouth

SEEM Measure

SEEM Measure		
No	Tier I	
	Tier II	
	Tier III	

SEEM Disaggregation - Analog/Benchmark

SEEM Disaggregation	SEEM Analog/Benchmark
• Not Applicable	• Not Applicable

B6: Mean Time to Deliver Usage

B7: Recurring Charge Completeness

Definition

This measure captures percentage of fractional recurring charges appearing on the correct bill.

Exclusions

None

Business Rules

The effective date of the recurring charge must be within 30 days of the bill date for the charge to appear on the correct bill.

Calculation

Recurring Charge Completeness = $(a \div b) \times 100$

- a = Count of fractional recurring charges that are on the correct bill¹
- b = Total count of fractional recurring charges that are on the correct bill

¹Correct bill = next available bill

Report Structure

- CLEC Specific
- CLEC Aggregate
- BellSouth Aggregate

Data Retained

Relating to CLEC Experience	Relating to BellSouth Experience
<ul style="list-style-type: none"> • Report month • Invoice type • Total recurring charges billed • Total billed on time 	<ul style="list-style-type: none"> • Report month • Retail Analog • Total recurring charges billed • Total billed on time

SQM Level of Disaggregation - Analog/Benchmark

SQM Level of Disaggregation	Retail Analog/Benchmark
Product/Invoice Type	
<ul style="list-style-type: none"> • Resale 	<ul style="list-style-type: none"> • Parity
<ul style="list-style-type: none"> • UNE 	<ul style="list-style-type: none"> • Benchmark 90%
<ul style="list-style-type: none"> • Interconnection 	<ul style="list-style-type: none"> • Benchmark 90%

SEEM Measure

SEEM Measure		
No	Tier I	
	Tier II	
	Tier III	

SEEM Disaggregation - Analog/Benchmark

SEEM Disaggregation	SEEM Analog/Benchmark
• Not Applicable	• Not Applicable

B7: Recurring Charge Completeness

B8: Non-Recurring Charge Completeness

Definition

This measure captures percentage of non-recurring charges appearing on the correct bill.

Exclusions

None

Business Rules

The effective date of the non-recurring charge must be within 30 days of the bill date for the charge to appear on the correct bill.

Calculation

Non-Recurring Charge Completeness = $(a \div b) \times 100$

- a = Count of non-recurring charges that are on the correct bill¹
- b = Total count of non-recurring charges that are on the correct bill

¹Correct bill = next available bill

Report Structure

- CLEC Specific
- CLEC Aggregate
- BellSouth Aggregate

Data Retained

Relating to CLEC Experience	Relating to BellSouth Experience
<ul style="list-style-type: none"> • Report month • Invoice type • Total non-recurring charges billed • Total billed on time 	<ul style="list-style-type: none"> • Report month • Retail Analog • Total non-recurring charges billed • Total billed on time

SQM Level of Disaggregation - Analog/Benchmark

SQM Level of Disaggregation	Retail Analog/Benchmark:
Product/Invoice Type	
<ul style="list-style-type: none"> • Resale 	<ul style="list-style-type: none"> • Parity
<ul style="list-style-type: none"> • UNE 	<ul style="list-style-type: none"> • Benchmark 90%
<ul style="list-style-type: none"> • Interconnection 	<ul style="list-style-type: none"> • Benchmark 90%

SEEM Measure

SEEM Measure		
No	Tier I	
	Tier II	
	Tier III	

SEEM Disaggregation - Analog/Benchmark

SEEM Disaggregation	SEEM Analog/Benchmark
• Not Applicable	• Not Applicable

Section 6: Operator Services And Directory Assistance

OS-1: Speed to Answer Performance/Average Speed to Answer - Toll

Definition

Measurement of the average time in seconds calls wait before answered by a toll operator.

Exclusions

None

Business Rules

The clock starts when the customer enters the queue and the clock stops when a BellSouth representative answers the call or the customer abandons the call. The length of each call is determined by measuring, using a scanning technique, and accumulating the elapsed time from the entry of a customer call into the BellSouth call management system queue until the customer call is abandoned or transferred to BellSouth personnel assigned to handle calls for assistance. The system makes no distinction between CLEC customers and BellSouth customers.

Calculation

Speed to Answer Performance/Average Speed to Answer - Toll = $a \div b$

- a = Total queue time
- b = Total calls answered

Note: Total queue time includes time that answered calls wait in queue as well as time abandoned calls wait in queue prior to abandonment.

Report Structure

- Reported for the aggregate of BellSouth and CLECs
 - State

Data Retained (on Aggregate Basis)

- For the items below, BellSouth's Performance Measurement Analysis Platform (PMAP) receives a final computation; therefore, no raw data file is available in PMAP
- Month
- Call Type (Toll)
- Average Speed of Answer

SQM Disaggregation - Analog/Benchmark

SQM Level of Disaggregation	Retail Analog/Benchmark
• None	• Parity by Design

SEEM Measure

SEEM Measure		
No	Tier I	
	Tier II	
	Tier III	

SEEM Disaggregation - Analog/Benchmark

SEEM Disaggregation	SEEM Analog/Benchmark
<ul style="list-style-type: none"> • Not Applicable 	<ul style="list-style-type: none"> • Not Applicable

OS-2: Speed to Answer Performance/Percent Answered with “X” Seconds – Toll

Definition

Measurement of the percent of toll calls that are answered in less than ten seconds

Exclusions

None

Business Rules

The clock starts when the customer enters the queue and the clock stops when a BellSouth representative answers the call or the customer abandons the call. The length of each call is determined by measuring, using a scanning technique, and accumulating the elapsed time from the entry of a customer call into the BellSouth call management system queue until the customer call is abandoned or transferred to BellSouth personnel assigned to handle calls for assistance. The system makes no distinction between CLEC customers and BellSouth customers.

Calculation

The Percent Answered within “X” Seconds measurement for toll is derived by using the BellCore Statistical Answer Conversion Tables, to convert the Average Speed to Answer measure into a percent of calls answered within “X” seconds. The BellCore Conversion Tables are specific to the defined parameters of work time, number of operators, max queue size and call abandonment rates.

Report Structure

- Reported for the aggregate of BellSouth and CLECs
 - State

Data Retained (on Aggregate Basis)

- For the items below, BellSouth’s Performance Measurement Analysis Platform (PMAP) receives a final computation; therefore, no raw data file is available in PMAP
- Month
- Call Type (Toll)
- Average Speed of Answer

SQM Disaggregation - Analog/Benchmark

SQM Level of Disaggregation:	Retail Analog/Benchmark:
• None	• Parity by Design

SEEM Measure

SEEM Measure		
No	Tier I	
	Tier II	
	Tier III	

SEEM Disaggregation - Analog/Benchmark

SEEM Disaggregation	SEEM Analog/Benchmark
• Not Applicable	• Not Applicable

DA-1: Speed to Answer Performance/Average Speed to Answer – Directory Assistance (DA)

Definition

Measurement of the average time in seconds calls wait before answered by a DA operator.

Exclusions

None

Business Rules

The clock starts when the customer enters the queue and the clock stops when a BellSouth representative answers the call or the customer abandons the call. The length of each call is determined by measuring, using a scanning technique, and accumulating the elapsed time from the entry of a customer call into the BellSouth call management system queue until the customer call is abandoned or transferred to BellSouth personnel assigned to handle calls for assistance. The system makes no distinction between CLEC customers and BellSouth customers.

Calculation

Speed to Answer Performance/Average Speed to Answer – Directory Assistance (DA) = $a \div b$

- a = Total queue time
- b = Total calls answered

Note: Total queue time includes time that answered calls wait in queue as well as time abandoned calls wait in queue prior to abandonment.

Report Structure

- Reported for the aggregate of BellSouth and CLECs
 - State

Data Retained (on Aggregate Basis)

- For the items below, BellSouth's Performance Measurement Analysis Platform (PMAP) receives a final computation; therefore, no raw data file is available in PMAP
- Month
- Call Type (DA)
- Average Speed of Answer

SQM Level of Disaggregation - Analog/Benchmark

SQM Level of Disaggregation	Retail Analog/Benchmark
• None	• Parity by Design

SEEM Measure

SEEM Measure		
No	Tier I	
	Tier II	
	Tier III	

SEEM Disaggregation - Analog/Benchmark

SEEM Disaggregation	SEEM Analog/Benchmark
• Not Applicable	• Not Applicable

DA-2: Speed to Answer Performance/Percent Answered within “X” Seconds – Directory Assistance (DA)

Definition

Measurement of the percent of DA calls that are answered in less than twelve seconds.

Exclusions

None

Business Rules

The clock starts when the customer enters the queue and the clock stops when a BellSouth representative answers the call or the customer abandons the call. The length of each call is determined by measuring, using a scanning technique, and accumulating the elapsed time from the entry of a customer call into the BellSouth call management system queue until the customer call is abandoned or transferred to BellSouth personnel assigned to handle calls for assistance. The system makes no distinction between CLEC customers and BellSouth customers.

Calculation

The Percent Answered within “X” Seconds measurement for DA is derived by using the BellCore Statistical Answer Conversion Tables, to convert the Average Speed to Answer measure into a percent of calls answered within “X” seconds. The BellCore Conversion Tables are specific to the defined parameters of work time, number of operators, max queue size and call abandonment rates.

Report Structure

- Reported for the aggregate of BellSouth and CLECs
 - State

Data Retained (on Aggregate Basis)

- For the items below, BellSouth’s Performance Measurement Analysis Platform (PMAP) receives a final computation; therefore, no raw data file is available in PMAP.
- Month
- Call Type (DA)
- Average Speed of Answer

SQM Disaggregation - Analog/Benchmark

SQM Level of Disaggregation	Retail Analog/Benchmark
• None	• Parity by Design

SEEM Measure

SEEM Measure		
No	Tier I	
	Tier II	
	Tier III	

SEEM Disaggregation - Analog/Benchmark

SEEM Disaggregation	SEEM Analog/Benchmark
• Not Applicable	• Not Applicable

Section 7: Database Update Information

D-1: Average Database Update Interval

Definition

This report measures the interval from receipt of the database change request to the completion of the update to the database for Line Information Database (LIDB), Directory Assistance and Directory Listings. For E-911, see Section 8.

Exclusions

- Updates Canceled by the CLEC
- Initial update when supplemented by CLEC
- BellSouth updates associated with internal or administrative use of local services.

Business Rules

The interval for this measure begins with the date and time stamp when a service order is completed and the completion notice is released to all systems to be updated with the order information including Directory Assistance, Directory Listings, and Line Information Database (LIDB). The end time stamp is the date and time of completion of updates to the system.

For BellSouth Results:

The BellSouth computation is identical to that for the CLEC with the clarifications noted below.

Other Clarifications and Qualification:

- For LIDB, the elapsed time for a BellSouth update is measured from the point in time when the BellSouth file maintenance process makes the LIDB update information available until the date and time reported by BellSouth that database updates are completed.
- Results for the CLECs are captured and reported at the update level by Reporting Dimension (see below).
- The Completion Date is the date upon which BellSouth issues the Update Completion Notice to the CLEC.
- If the CLEC initiates a supplement to the originally submitted update and the supplement reflects changes in customer requirements (rather than responding to BellSouth initiated changes), then the update submission date and time will be the date and time of BellSouth receipt of a syntactically correct update supplement. Update activities responding to BellSouth initiated changes will not result in changes to the update submission date and time used for the purposes of computing the update completion interval.
- Elapsed time is measured in hours and hundredths of hours rounded to the nearest tenth of an hour.
- Because this should be a highly automated process, the accumulation of elapsed time continues through off-schedule, weekends and holidays; however, scheduled maintenance windows are excluded.

Calculation

Update Interval = (a - b)

- a = Completion Date & Time of Database Update
- b = Submission Date and Time of Database Change

Average Update Interval = (c ÷ d)

- c = Sum of all Update Intervals
- d = Total Number of Updates Completed During Reporting Period

Report Structure

- CLEC Specific (Under development)
- CLEC Aggregate
- BellSouth Aggregate

Data Retained

Relating to CLEC Experience	Relating to BellSouth Performance
<ul style="list-style-type: none"> • Database File Submission Time • Database File Update Completion Time • CLEC Number of Submissions • Total Number of Updates 	<ul style="list-style-type: none"> • Database File Submission Time • Database File Update Completion Time • BellSouth Number of Submissions • Total Number of Updates

SQM Disaggregation - Analog/Benchmark

SQM LEVEL of Disaggregation:	Retail Analog/Benchmark:
Database Type <ul style="list-style-type: none"> • LIDB • Directory Listings • Directory Assistance 	<ul style="list-style-type: none"> • Parity by Design

SEEM Measure

SEEM Measure		
No	Tier I	
	Tier II	
	Tier III	

SEEM Disaggregation - Analog/Benchmark

SEEM Disaggregation	SEEM Analog/Benchmark
<ul style="list-style-type: none"> • Not Applicable 	<ul style="list-style-type: none"> • Not Applicable

D-2: Percent Database Update Accuracy

Definition

This report measures the accuracy of database updates by BellSouth for Line Information Database (LIDB), Directory Assistance, and Directory Listings using a statistically valid sample of LSRs/Orders in a manual review. This manual review is not conducted on BellSouth Retail Orders.

Exclusions

- Updates canceled by the CLEC
- Initial update when supplemented by CLEC
- CLEC orders that had CLEC errors
- BellSouth updates associated with internal or administrative use of local services.

Business Rules

For each update completed during the reporting period, the original update that the CLEC sent to BellSouth is compared to the database following completion of the update by BellSouth. An update is “completed without error” if the database completely and accurately reflects the activity specified on the original and supplemental update (order) submitted by the CLEC. Each database (LIDB, Directory Assistance, and Directory Listings) should be separately tracked and reported.

A statistically valid sample of CLEC Orders are pulled each month. That sample will be used to test the accuracy of the database update process. This is a manual process.

Calculation

$$\text{Percent Update Accuracy} = (a \div b) \times 100$$

- a = Number of Updates Completed Without Error
- b = Number Updates Completed

Report Structure

- CLEC Aggregate
- CLEC Specific (not available in this report)
- BellSouth Aggregate (not available in this report)

Data Retained

Relating to CLEC Experience	Relating to BellSouth Performance
<ul style="list-style-type: none"> • Report Month • CLEC Order Number (so_nbr) and PON (PON) • Local Service Request (LSR) • Order Submission Date • Number of Orders Reviewed <p>Note: Code in parentheses is the corresponding header found in the raw data file.</p>	<ul style="list-style-type: none"> • Not Applicable

SQM Disaggregation - Analog/Benchmark

SQM LEVEL of Disaggregation	Retail Analog/Benchmark:
Database Type <ul style="list-style-type: none"> • LIDB • Directory Assistance • Directory Listings 	<ul style="list-style-type: none"> • 95% Accurate

SEEM Measure

SEEM Measure		
No	Tier I	
	Tier II	
	Tier III	

SEEM Disaggregation - Analog/Benchmark

SEEM Disaggregation	SEEM Analog/Benchmark
• Not Applicable	• Not Applicable

D-3: Percent NXXs and LRNs Loaded by the LERG Effective Date

Definition

Measurement of the percent of NXX(s) and Location Routing Numbers LRN(s) loaded in end office and/or tandem switches by the Local Exchange Routing Guide (LERG) effective date when facilities are in place. BellSouth has a single provisioning process for both NXX(s) and LRN(s). In this measure, BellSouth will identify whether or not a particular NXX has been flagged as LNP capable (set triggers for dips) by the LERG effective date.

An LRN is assigned by the owner of the switch and is placed into the software translations for every switch to be used as an administrative pointer to route NXX(s) in LNP capable switches. The LRN is a result of Local Number Porting and is housed in a national database provided by the Number Portability Administration Center (NPAC). The switch owner is responsible for notifying NPAC and requesting the effective date that will be reflected in the LERG. The national database downloads routing tables into BellSouth Service Control Point (SCP) regional databases, which are queried by switches when routing ported numbers.

The basic NXX routing process includes the addition of all NXX(s) in the response translations. This addition to response translations is what supports LRN routing. Routing instructions for all NXX(s), including LRN(s), are received from the Advance Routing & Trunking System (ARTS) and all routing, including response, is established based on the information contained in the Translation Work Instructions (TWINs) document.

Exclusions

- Activation requests where the CLEC's interconnection arrangements and facilities are not in place by the LERG effective date.
- Expedite requests

Business Rules

Data for the initial NXX(s) and LRN(s) in a local calling area will be based on the LERG effective date or completion of the initial interconnection trunk group(s), whichever is longer. Data for additional NXX(s) in the local calling area will be based on the LERG effective date. The LERG effective date is loaded into the system at the request of the CLEC. It is contingent upon the CLEC to engineer, order, and install interconnection arrangements and facilities prior to that date.

The total Count of NXX(s) and LRN(s) that were scheduled to be loaded and those that were loaded by the LERG effective date in BellSouth switches will be captured in the Work Force Administration -Dispatch In database.

Calculation

Percent NXXs/LRNs Loaded and Tested Prior to the LERG Effective Date = $(a \div b) \times 100$

- a = Count of NXXs and LRNs loaded by the LERG effective date
- b = Total NXXs and LRNs scheduled to be loaded by the LERG effective date

Report Structure

- CLEC Specific
- CLEC Aggregate
- BellSouth (Not Applicable)

Data Retained

Relating to CLEC Experience	Relating to BellSouth Experience
<ul style="list-style-type: none"> • Company Name • Company Code • NPA/NXX • LERG Effective Date • Loaded Date 	<ul style="list-style-type: none"> • Not Applicable

SQM Disaggregation - Analog/Benchmark

SQM Level of Disaggregation	Retail Analog/Benchmark
<ul style="list-style-type: none"> Geographic scope - Region 	<ul style="list-style-type: none"> 100% by LERG effective date

SEEM Measure

SEEM Measure		
No	Tier I	
	Tier II	
	Tier III	

SEEM Disaggregation - Analog/Benchmark

SEEM Disaggregation	SEEM Analog/Benchmark
<ul style="list-style-type: none"> Not Applicable 	<ul style="list-style-type: none"> Not Applicable

D-3: Percent NXXs and LRNs Loaded by the LERG Effective Date

Section 8: E911

E-1: Timeliness

Definition

Measures the percent of batch orders for E911 database updates (to CLEC resale and BellSouth retail records) processed successfully within a 24-hour period.

Exclusions

- Any resale order canceled by a CLEC
- Facilities-based CLEC orders

Business Rules

The 24-hour processing period is calculated based on the date and time processing starts on the batch orders and the date and time processing stops on the batch orders. Mechanical processing starts when SCC (the BellSouth E911 vendor) receives E911 files containing batch orders extracted from the BellSouth Service Order Control System (SOCS). Processing stops when SCC loads the individual records to the E911 database. The E911 database includes updates to the Automatic Location Identification (ALI) database. The system makes no distinction between CLEC resale records and BellSouth retail records.

Calculation

$$\text{E911 Timeliness} = (a \div b) \times 100$$

- a = Number of batch orders processed within 24 hours
- b = Total number of batch orders submitted

Report Structure

Reported for the aggregate of CLEC resale updates and BellSouth retail updates

- State
- Region

Data Retained

- Report month
- Aggregate data

SQM Disaggregation - Analog/Benchmark

SQM Level of Disaggregation	Retail Analog/Benchmark
• None	• Parity by Design

SEEM Measure

SEEM Measure		
No	Tier I	
	Tier II	
	Tier III	

SEEM Disaggregation - Analog/Benchmark

SEEM Disaggregation	SEEM Analog/Benchmark
• Not Applicable	• Not Applicable

E-2: Accuracy

Definition

Measures the percent of E911 telephone number (TN) record updates (to CLEC resale and BellSouth retail records) processed successfully for E911 (including the Automatic Location Identification (ALI) database).

Exclusions

- Any resale order canceled by a CLEC
- Facilities-based CLEC orders

Business Rules

Accuracy is based on the number of records processed without error at the conclusion of the processing cycle. Mechanical processing starts when SCC (the BellSouth E911 vendor) receives E911 files containing telephone number (TN) records extracted from BellSouth's Service Order Control System (SOCS). The system makes no distinction between CLEC resale records and BellSouth retail records.

Calculation

$$\text{E911 Accuracy} = (a \div b) \times 100$$

- a = Number of record individual updates processed with no errors
- b = Total number of individual record updates

Report Structure

Reported for the aggregate of CLEC resale updates and BellSouth retail updates

- State
- Region

Data Retained

- Report month
- Aggregate data

SQM Disaggregation - Analog/Benchmark

SQM Level of Disaggregation	Retail Analog/Benchmark
• None	• Parity by Design

SEEM Measure

SEEM Measure		
No	Tier I	
	Tier II	
	Tier III	

SEEM Disaggregation - Analog/Benchmark

SEEM Disaggregation	SEEM Analog/Benchmark
• Not Applicable	• Not Applicable

E-3: Mean Interval

Definition

Measures the mean interval processing of E911 batch orders (to update CLEC resale and BellSouth retail records) including processing against the Automatic Location Identification (ALI) database.

Exclusions

- Any resale order canceled by a CLEC
- Facilities-based CLEC orders

Business Rules

The processing period is calculated based on the date and time processing starts on the batch orders and the date and time processing stops on the batch orders. Data is posted in 4-hour increments up to and beyond 24 hours. The system makes no distinction between CLEC resale records and BellSouth retail records.

Calculation

$$\text{E911 Interval} = (a - b)$$

- a = Date and time of batch order completion
- b = Date and time of batch order submission

$$\text{E911 Mean Interval} = (c \div d)$$

- c = Sum of all E911 Intervals
- d = Number of batch orders completed

Report Structure

Reported for the aggregate of CLEC resale updates and BellSouth retail updates

- State
- Region

Data Retained

- Report month
- Aggregate data

SQM Disaggregation - Analog/Benchmark

SQM Level of Disaggregation	Retail Analog/Benchmark
• None	• Parity by Design

SEEM Measure

SEEM Measure		
No	Tier I	
	Tier II	
	Tier III	

SEEM Disaggregation - Analog/Benchmark

SEEM Disaggregation	SEEM Analog/Benchmark
• Not Applicable	• Not Applicable

Section 9: Trunk Group Performance

TGP-1: Trunk Group Performance-Aggregate

Definition

The Trunk Group Performance report displays, over a reporting cycle, aggregate, average trunk group blocking data for each hour of each day of the reporting cycle, for both CLEC affecting and BellSouth affecting trunk groups.

Exclusions

- Trunk groups for which valid data is not available for an entire study period
- Duplicate trunk group information
- Trunk groups blocked due to CLEC network/equipment failure
- Trunk groups blocked due to CLEC delayed or refused orders
- Trunk groups blocked due to unanticipated significant increases in CLEC traffic
- Final groups actually overflowing, not blocked

Business Rules

The purpose of the Trunk Group Performance Report is to provide trunk blocking measurements on CLEC and BellSouth trunk groups for comparison only. It is not the intent of the report that it be used for network management and/or engineering.

Monthly Average Blocking:

- The reporting cycle includes both business and non-business days in a calendar month.
- Monthly average blocking values are calculated for each trunk group for each of the 24 time consistent hours across a reporting cycle.

Aggregate Monthly Blocking:

- Used to compare aggregate blocking across trunk groups which terminate traffic at CLEC points of presence versus BellSouth switches.
- Aggregate monthly blocking data is calculated for each hour of the day across all trunk groups assigned to a category.

Trunk Categorization:

This report displays, over a reporting cycle, aggregate, average blocking data for each hour of a day. Therefore, for each reporting cycle, 24 blocking data points are generated for two aggregate groups of selected trunk groups. These groups are CLEC affecting and BellSouth affecting trunk groups. In order to assign trunk groups to each aggregate group, all trunk groups are first assigned to a category. A trunk group's end points and the type of traffic that is transmitted on it define a category. Selected categories of trunk groups are assigned to the aggregate groups so that trunk reports can be generated. The categories to which trunk groups have been assigned for this report are as follows.

CLEC Affecting Categories:

	Point A	Point B
Category 1:	BellSouth End Office	BellSouth Access Tandem
Category 3:	BellSouth End Office	CLEC Switch
Category 4:	BellSouth Local Tandem	CLEC Switch
Category 5:	BellSouth Access Tandem	CLEC Switch
Category 10:	BellSouth End Office	BellSouth Local Tandem
Category 16:	BellSouth Tandem	BellSouth Tandem

BellSouth Affecting Categories:

	Point A	Point B
Category 9:	BellSouth End Office	BellSouth End Office

Calculation
Monthly Average Blocking:

- For each hour of the day, each day's raw data are summed across all valid measurements days in a report cycle for blocked and attempted calls.
- The sum of the blocked calls is divided by the total number of calls attempted in a reporting period.

Aggregate Monthly Blocking:

- For each hour of the day, the monthly sums of the blocked and attempted calls from each trunk group are separately aggregated over all trunk groups within each assigned category.
- The total blocked calls is divided by the total call attempts within a group to calculate an aggregate monthly blocking for each assigned group.
- The result is an aggregate monthly average blocking value for each of the 24 hours by group.
- The difference between the CLEC and BellSouth affecting trunk groups are also calculated for each hour.

Report Structure

- CLEC Aggregate
- BellSouth Aggregate
 - State

Data Retained

Relating to CLEC Experience	Relating to BellSouth Experience
<ul style="list-style-type: none"> • Report Month • Total Trunk Groups • Number of Trunk Groups by CLEC • Hourly blocking per trunk group • Hourly usage per trunk group • Hourly call attempts per trunk group 	<ul style="list-style-type: none"> • Report Month • Total Trunk Groups • Aggregate Hourly blocking per trunk group • Hourly usage per trunk group • Hourly call attempts per trunk group

SQM Disaggregation - Analog/Benchmark

SQM Level of Disaggregation	Retail Analog/Benchmark:
<ul style="list-style-type: none"> • CLEC aggregate • BellSouth aggregate 	<ul style="list-style-type: none"> • Any 2 hour period in 24 hours where CLEC blockage exceeds BellSouth blockage by more than 0.5% using trunk groups 1, 3, 4, 5, 10, 16 for CLECs and 9 for BellSouth

SEEM Measure

SEEM Measure		
Yes	Tier I	
	Tier II	X
	Tier III	X

SEEM Disaggregation - Analog/Benchmark

SEEM Disaggregation	SEEM Analog/Benchmark:
<ul style="list-style-type: none">• CLEC aggregate• BellSouth aggregate	<ul style="list-style-type: none">• Any 2 hour period in 24 hours where CLEC blockage exceeds BellSouth blockage by more than 0.5% using trunk groups 1,3,4,5,10,16 for CLECs and 9 for BellSouth

TGP-2: Trunk Group Performance-CLEC Specific

Definition

The Trunk Group Performance report displays, over a reporting cycle, aggregate, average trunk group blocking data for each hour of each day of the reporting cycle, for both CLEC affecting and BellSouth affecting trunk groups.

Exclusions

- Trunk Groups for which valid data is not available for an entire study period
- Duplicate trunk group information
- Trunk groups blocked due to CLEC network/equipment failure
- Trunk groups blocked due to CLEC delayed or refused orders
- Trunk groups blocked due to unanticipated significant increases in CLEC traffic
- Final groups actually overflowing, not blocked

Business Rules

The purpose of the Trunk Group Performance Report is to provide trunk blocking measurements on CLEC and BellSouth trunk groups for comparison only. It is not the intent of the report that it be used for network management and/or engineering.

Monthly Average Blocking:

- The reporting cycle includes both business and non-business days in a calendar month.
- Monthly average blocking values are calculated for each trunk group for each of the 24 time consistent hours across a reporting cycle.

Aggregate Monthly Blocking:

- Used to compare aggregate blocking across trunk groups which terminate traffic at CLEC points of presence versus BellSouth switches.
- Aggregate monthly blocking data is calculated for each hour of the day across all trunk groups assigned to a category.

Trunk Categorization:

- This report displays, over a reporting cycle, aggregate, average blocking data for each hour of a day. Therefore, for each reporting cycle, 24 blocking data points are generated for two aggregate groups of selected trunk groups. These groups are CLEC affecting and BellSouth affecting trunk groups. In order to assign trunk groups to each aggregate group, all trunk groups are first assigned to a category. A trunk group's end points and the type of traffic that is transmitted on it define a category. Selected categories of trunk groups are assigned to the aggregate groups so that trunk reports can be generated. The categories to which trunk groups have been assigned for this report are as follows.

CLEC Affecting Categories:

	Point A	Point B
Category 1:	BellSouth End Office	BellSouth Access Tandem
Category 3:	BellSouth End Office	CLEC Switch
Category 4:	BellSouth Local Tandem	CLEC Switch
Category 5:	BellSouth Access Tandem	CLEC Switch
Category 10:	BellSouth End Office	BellSouth Local Tandem
Category 16:	BellSouth Tandem	BellSouth Tandem

BellSouth Affecting Categories:

	Point A	Point B
Category 9:	BellSouth End Office	BellSouth End Office

Calculation:

Monthly Average Blocking:

- For each hour of the day, each day's raw data are summed across all valid measurements days in a report cycle for blocked and attempted calls.
- The sum of the blocked calls is divided by the total number of calls attempted in a reporting period.

Aggregate Monthly Blocking:

- For each hour of the day, the monthly sums of the blocked and attempted calls from each trunk group are separately aggregated over all trunk groups within each assigned category.
- The total blocked calls is divided by the total call attempts within a group to calculate an aggregate monthly blocking for each assigned group.
- The result is an aggregate monthly average blocking value for each of the 24 hours by group.
- The difference between the CLEC and BellSouth affecting trunk groups are also calculated for each hour.

Report Structure

- CLEC Specific
 - State

Data Retained

Relating to CLEC Experience	Relating to BellSouth Experience
<ul style="list-style-type: none"> • Report Month • Total Trunk Groups • Number of Trunk Groups by CLEC • Hourly blocking per trunk group • Hourly usage per trunk group • Hourly call attempts per trunk group 	<ul style="list-style-type: none"> • Report Month • Total Trunk Groups • Aggregate Hourly blocking per trunk group • Hourly usage per trunk group • Hourly call attempts per trunk group

SQM Disaggregation - Analog/Benchmark

SQM Level of Disaggregation	Retail Analog/Benchmark:
<ul style="list-style-type: none"> • CLEC trunk group 	<ul style="list-style-type: none"> • Any 2 hour period in 24 hours where CLEC blockage exceeds BellSouth blockage by more than 0.5% using trunk groups 1, 3, 4, 5, 10, 16 for CLECs and 9 for BellSouth

SEEM Measure

SEEM Measure		
Yes	Tier I	X
	Tier II	
	Tier III	

SEEM Disaggregation - Analog/Benchmark

SEEM Disaggregation	SEEM Analog/Benchmark:
<ul style="list-style-type: none"> • CLEC trunk group • BellSouth trunk group 	<ul style="list-style-type: none"> • Any 2 hour period in 24 hours where CLEC blockage exceeds BellSouth blockage by more than 0.5% using trunk groups 1, 3, 4, 5, 10, 16 for CLECs and 9 for BellSouth

Section 10: Collocation

C-1: Collocation Average Response Time

Definition

Measures the average time (counted in calendar days) from the receipt of a complete and accurate collocation application (including receipt of application fee if required) to the date BellSouth returns a response electronically or in writing. Within 10 calendar days after having received a bona fide application for physical collocation, BellSouth must respond as to whether space is available or not.

Exclusions

Any application canceled by the CLEC

Business Rules

The clock starts on the date that BellSouth receives a complete and accurate collocation application accompanied by the appropriate application fee if required. The clock stops on the date that BellSouth returns a response. The clock will restart upon receipt of changes to the original application request.

Calculation

Response Time = (a - b)

- a = Request Response Date
- b = Request Submission Date

Average Response Time = (c ÷ d)

- c = Sum of all Response Times
- d = Count of Responses Returned within Reporting Period

Report Structure

- Individual CLEC (alias) aggregate
- Aggregate of all CLECs

Data Retained

- Report period
- Aggregate data

SQM Disaggregation - Analog/Benchmark

Level of Disaggregation	Retail Analog/Benchmark
<ul style="list-style-type: none"> • State • Virtual-Initial • Virtual-Augment • Physical Caged-Initial • Physical Caged-Augment • Physical-Cageless-Initial • Physical Cageless-Augment 	<ul style="list-style-type: none"> • Virtual - 20 Calendar Days • Physical Caged - 30 Calendar Days • Physical Cageless - 30 Calendar Days

SEEM Measure

SEEM Measure		
No	Tier I	
	Tier II	
	Tier III	

SEEM Disaggregation - Analog/Benchmark

SEEM Disaggregation	SEEM Analog/Benchmark
• Not Applicable	• Not Applicable

C-2: Collocation Average Arrangement Time

Definition

Measures the average time (counted in calendar days) from receipt of a complete and accurate Bona Fide firm order (including receipt of appropriate fee if required) to the date BellSouth completes the collocation arrangement and notifies the CLEC.

Exclusions

- Any Bona Fide firm order canceled by the CLEC
- Any Bona Fide firm order with a CLEC-negotiated interval longer than the benchmark interval.

Business Rules

The clock starts on the date that BellSouth receives a complete and accurate Bone Fide firm order accompanied by the appropriate fee. The clock stops on the date that BellSouth completes the collocation arrangement and notifies the CLEC.

Calculation

Arrangement Time = (a - b)

- a = Date Collocation Arrangement is Complete
- b = Date Order for Collocation Arrangement Submitted

Average Arrangement Time = (c ÷ d)

- c = Sum of all Arrangement Times
- d = Total Number of Collocation Arrangements Completed during Reporting Period.

Report Structure

- Individual CLEC (alias) aggregate
- Aggregate of all CLECs

Data Retained

- Report period
- Aggregate data

SQM Disaggregation - Retail Analog/Benchmark

SQM Level of Disaggregation	Retail Analog/Benchmark
<ul style="list-style-type: none"> • State • Virtual-Initial • Virtual-Augment • Physical Caged-Initial • Physical Caged-Augment • Physical Cageless-Initial • Physical Cageless-Augment 	<ul style="list-style-type: none"> • Virtual - 50 Calendar Days (Ordinary) • Virtual - 75 Calendar Days (Extraordinary) • Physical Caged - 90 Calendar Days • Physical Cageless - 60 Calendar Days (Ordinary) • Physical Cageless - 90 Calendar Days (Extraordinary)

SEEM Measure

SEEM Measure		
No	Tier I	
	Tier II	
	Tier III	

SEEM Disaggregation - Analog/Benchmark

SEEM Disaggregation	SEEM Analog/Benchmark:
• Not Applicable	• Not Applicable

C-3: Collocation Percent of Due Dates Missed

Definition

Measures the percent of missed due dates for both virtual and physical collocation arrangements.

Exclusions

Any Bona Fide firm order canceled by the CLEC

Business Rules

Percent Due Dates Missed is the percent of total collocation arrangements which BellSouth is unable to complete by end of the BellSouth committed due date. The clock starts on the date that BellSouth receives a complete and accurate Bona Fide firm order accompanied by the appropriate fee if required. The arrangement is considered a missed due date if it is not completed on or before the committed due date.

Calculation

$$\% \text{ of Due Dates Missed} = (a \div b) \times 100$$

- a = Number of Completed Orders that were not completed within BellSouth Committed Due Date during Reporting Period
- b = Number of Orders Completed in Reporting Period

Report Structure

- Individual CLEC (alias) aggregate
- Aggregate of all CLECs

Data Retained

- Report period
- Aggregate data

SQM Disaggregation - Analog/Benchmark

SQM Level of Disaggregation	Retail Analog/Benchmark
<ul style="list-style-type: none"> • State • Virtual-Initial • Virtual-Augment • Physical Caged-Initial • Physical Caged-Augment • Physical Cageless-Initial • Physical Cageless-Augment 	<ul style="list-style-type: none"> • $\geq 95\%$ on time

SEEM Measure

SEEM Measure		
Yes	Tier I	X
	Tier II	X
	Tier III	X

SEEM Disaggregation - Analog/Benchmark

SEEM Disaggregation	SEEM Analog/Benchmark
<ul style="list-style-type: none"> • All Collocation Arrangements 	<ul style="list-style-type: none"> • $\geq 95\%$ on time.

Section 11: Change Management

CM-1: Timeliness of Change Management Notices

Definition

Measures whether CLECs receive required software release notices on time to prepare for BellSouth interface/system changes so CLEC interfaces are not impaired by change.

Exclusions

- Changes to release dates for reasons outside BellSouth control, such as the system software vendor changes. For example: a patch to fix a software problem.
- Type 6 Change Requests (Defects/Expedites), as defined by the Change Control Process (CCP)

Business Rules

This metric is designed to measure the percent of change management notices sent to the CLECs according to notification standards and time frames set forth in the Change Control Process. The CCP is used by BellSouth and the CLECs to manage requested changes to the BellSouth Local Interfaces.

The clock starts on the notification date. The clock stops on the software release date. When project events occur (scope changes, analysis information, etc.), the software release date may change. A revised notification would be required and the clock would restart. Based on release constraints for defects/expedites, notification may be less than the agreed upon interval in the CCP for new features.

Calculation

Timeliness of Change Management Notices = $(a \div b) \times 100$

- a = Total number of Change Management Notifications Sent Within Required Time frames
- b = Total Number of Change Management Notifications Sent

Report Structure

- BellSouth Aggregate

Data Retained

- Report Period
- Notice Date
- Release Date

SQM Level of Disaggregation - Analog/Benchmark

SQM Level of Disaggregation	Retail Analog/Benchmark:
• Region	• 95% \geq 30 days of Release

SEEM Measure

SEEM Measure		
Yes	Tier I	
	Tier II	X
	Tier III	X

SEEM Disaggregation - Analog/Benchmark

SEEM Disaggregation	SEEM Analog/Benchmark
<ul style="list-style-type: none"> Region 	<ul style="list-style-type: none"> 95% \geq 30 days of Release

CM-2: Change Management Notice Average Delay Days

Definition

Measures the average delay days for change management system release notices sent outside the time frame set forth in the Change Control Process.

Exclusions

- Changes to release dates for reasons outside BellSouth control, such as the system software vendor changes. For example: a patch to fix a software problem.
- Type 6 Change Requests (Defects/Expedites), as defined by the Change Control Process

Business Rules

This metric is designed to measure the percent of change management notices sent to the CLECs according to notification standards and time frames set forth in the Change Control Process. The CCP is used by BellSouth and the CLECs to manage requested changes to the BellSouth Local Interfaces.

The clock starts on the notification due date. The clock stops on the software release date. When project events occur (scope changes, analysis information, etc.), the software release date may change. A revised notification would be required and the clock would restart. Based on release constraints for defects/expedites, notification may be less than the agreed upon interval in the CCP for new features.

Calculation

Change Management Notice Delay Days = (a - b)

- a = Date Notice Sent
- b = Date Notice Due

Change Management Notice Average Delay Days = (c ÷ d)

- c = Sum of all Change Management Notice Delay Days
- d = Total Number of Notices Sent Late

Report Structure

- BellSouth Aggregate

Data Retained

- Report Period
- Notice Date
- Release Date

SQM Disaggregation - Analog/Benchmark

SQM Level of Disaggregation:	Retail Analog/Benchmark:
• Region	• ≤ 8 Days

SEEM Measure

SEEM Measure		
No	Tier I	
	Tier II	
	Tier III	

SEEM Disaggregation - Analog/Benchmark

SEEM Disaggregation	SEEM Analog/Benchmark
• Not Applicable	• Not Applicable

CM-3: Timeliness of Documents Associated with Change

Definition

Measures whether CLECs received requirements or business rule documentation on time to prepare for BellSouth interface/system changes so CLEC interfaces are not impaired by change.

Exclusions

- Documentation for release dates that slip less than 30 days for reasons outside BellSouth control, such as changes due to Regulatory mandate or CLEC request.
- Type 6 Change Requests (Defects/Expedites), as defined by the Change Control Process.

Business Rules

This metric is designed to measure the percent of requirements or business rule documentation sent to the CLECs according to documentation standards and time frames set forth in the Change Control Process. The CCP is used by BellSouth and the CLECs to manage requested changes to the BellSouth Local Interfaces.

The clock starts on the business rule documentation release date. The clock stops on the software release date. When project events occur (scope changes, analysis information, etc.), the software release date may change. Revisions to documentation could be required and the clock would restart.

Calculation

$$\text{Timeliness of Documents Associated with Change} = (a \div b) \times 100$$

- a = Change Management Documentation Sent Within Required Time frames after Notices
- b = Total Number of Change Management Documentation Sent

Report Structure

- BellSouth Aggregate

Data Retained

- Report Period
- Notice Date
- Release Date

SQM Level of Disaggregation - Analog/Benchmark

SQM Level of Disaggregation	Retail Analog/Benchmark
<ul style="list-style-type: none"> • Region 	<ul style="list-style-type: none"> • 95% ≥ 30 days if new features coding is required • 95% ≥ 5 days for documentation defects, corrections or clarifications

SEEM Measure

SEEM Measure		
Yes	Tier I	
	Tier II	X
	Tier III	X

SEEM Disaggregation - Analog/Benchmark

SEEM Disaggregation	SEEM Analog/Benchmark
• Region	• 95% \geq 30 days of the change

CM-4: Change Management Documentation Average Delay Days

Definition

Measures the average delay days for requirements or business rule documentation sent outside the time frames set forth in the Change Control Process.

Exclusions

- Documentation for release dates that slip less than 30 days for reasons outside BellSouth control, such as changes due to Regulatory mandate or CLEC request.
- Type 6 Change Requests (Defects/Expedites), as defined by the Change Control Process.

Business Rules

This metric is designed to measure the percent of requirements or business rule documentation sent to the CLECs according to documentation standards and time frames set forth in the Change Control Process. The CCP is used by BellSouth and the CLECs to manage requested changes to the BellSouth Local Interfaces.

The clock starts on the business rule documentation release date. The clock stops on the software release date. When project events occur (scope changes, analysis information, etc.), the software release date may change. Revisions to documentation could be required and the clock would restart.

Calculation

Change Management Documentation Delay Days = (a - b)

- a = Date Documentation Provided
- b = Date Documentation Due

Change Management Documentation Average Delay Days = (c ÷ d)

- c = Sum of all CM Documentation Delay Days
- d = Total Change Management Documents Sent

Report Structure

- BellSouth Aggregate

Data Retained

- Report Period
- Notice Date
- Release Date

SQM Level of Disaggregation - Analog/Benchmark

SQM Level of Disaggregation	Retail Analog/Benchmark:
• Region	• ≤ 8 Days

SEEM Measure

SEEM Measure		
No	Tier I	
	Tier II	
	Tier III	

SEEM Disaggregation - Analog/Benchmark

SEEM Disaggregation	SEEM Analog/Benchmark
• Not Applicable	• Not Applicable

CM-5: Notification of CLEC Interface Outages

Definition

Measures the time it takes BellSouth to notify the CLEC of an outage of an interface.

Exclusions

None

Business Rules

This measure is designed to notify the CLEC of interface outages within 15 minutes of BellSouth's verification that an outage has taken place. This metric will be expressed as a percentage.

Calculation

Notification of CLEC Interface Outages = $(a \div b) \times 100$

- a = Number of Interface Outages where CLECS are notified within 15 minutes
- b = Total Number of Interface Outages

Report Structure

- CLEC Aggregate

Data Retained

Relating to CLEC Experience	Relating to BellSouth Experience
<ul style="list-style-type: none"> • Number of Interface Outages • Number of Notifications \leq 15 minutes 	<ul style="list-style-type: none"> • Not Applicable

SQM Level of Disaggregation - Analog/Benchmark

SQM Level of Disaggregation	Retail Analog/Benchmark
<ul style="list-style-type: none"> • By interface type for all interfaces accessed by CLECs 	<ul style="list-style-type: none"> • 97% in 15 Minutes

Interface	Applicable to
EDI	CLEC
CSOTS	CLEC
LENS	CLEC
TAG	CLEC
ECTA	CLEC
TAFI	CLEC/BellSouth

SEEM Measure

SEEM Measure		
No	Tier I	
	Tier II	
	Tier III	

SEEM Disaggregation - Analog/Benchmark

SEEM Disaggregation	SEEM Analog/Benchmark
• Not Applicable	• Not Applicable

Section 12: Bona Fide / New Business Request Process

BFR-1: Percentage of BFR/NBR Requests Processed Within 30 Business Days

Definition

Percentage of Bona Fide/New Business Requests processed within 30 business days for the development and purchases of network elements not currently offered.

Exclusions

Any application cancelled by the CLEC

Business Rules

The clock starts when BellSouth receives a complete and accurate application. The clock stops when BellSouth completes application processing for Network Elements that are not operational at the time of the request.

Calculation

Percentage of BFR/NBR Requests Processed Within 30 Business Days = $(a \div b) \times 100$

- a = Count of number of requests processed within 30 days
- b = Total number of requests

Report Structure

- Individual CLEC (alias) aggregate
- Aggregate of all CLECs

Data Retained

- Report period
- Aggregate data

SQM Level of Disaggregation - Analog/Benchmark

SQM Level of Disaggregation	Retail Analog/Benchmark
• Region	• 90% ≤ 30 business days

SEEM Measure

SEEM Measure		
No	Tier I	
	Tier II	
	Tier III	

SEEM Disaggregation - Analog/Benchmark

SEEM Disaggregation	SEEM Analog/Benchmark
• Not Applicable	• Not Applicable

BFR-1: Percentage of BFR/NBR Requests Processed Within 30 Business Days

BFR-2: Percentage of Quotes Provided for Authorized BFR/NBR Requests Processed Within X (10/30/60) Business Days

Definition

Percentage of quotes provided in response to Bona Fide/New Business Requests within X (10/30/60) business days for network elements not currently offered.

Exclusions

Requests that are subject to pending arbitration

Business Rules

The clock starts when BellSouth receives a complete and accurate application. The clock stops when BellSouth responds back to the application with a price quote.

Calculation

Percentage of Quotes Provided for Authorized BFR/NBR Requests Processed Within X (10/30/60) Business Days = $(a \div b) \times 100$

- a = Count of number of requests processed within “X” days
- b = Total number of requests
where “X” = 10, 30, or 60 days

Report Structure

- New Network Elements that are operational at the time of the request.
- New Network Elements that are ordered by the FCC.
- New Network Elements that are not operational at the time of the request.

Data Retained

- Report period
- Aggregate data

SQM Level of Disaggregation - Analog/Benchmark

SQM Level of Disaggregation	Retail Analog/Benchmark
<ul style="list-style-type: none"> • Region 	<ul style="list-style-type: none"> • 90% ≤ 10/30/60 business days <ul style="list-style-type: none"> - Network Elements that are operational at the time of the request – 10 days - Network Elements that are Ordered by the FCC – 30 days - New Network Elements – 90 days

SEEM Measure

SEEM Measure		
No	Tier I	
	Tier II	
	Tier III	

SEEM Disaggregation - Analog/Benchmark

SEEM Disaggregation	SEEM Analog/Benchmark
• Not Applicable	• Not Applicable

BFR-2: Percentage of Quotes Provided for Authorized BFR/NBR Requests Processed Within X (10/30/60) Business Days

Appendix A: Reporting Scope

A-1: Standard Service Groupings

See individual reports in the body of the SQM.

A-2: Standard Service Order Activities

These are the generic BellSouth/CLEC service order activities which are included in the Pre-Ordering, Ordering, and Provisioning sections of this document. It is not meant to indicate specific reporting categories.

Service Order Activity Types

- Service Migrations Without Changes
- Service Migrations With Changes
- Move and Change Activities
- Service Disconnects (Unless noted otherwise)
- New Service Installations

Pre-Ordering Query Types

- Address
- Telephone Number
- Appointment Scheduling
- Customer Service Record
- Feature Availability
- Service Inquiry

Maintenance Query Types:

TAFI - TAFI queries the systems below

- CRIS
- March
- Predictor
- LMOS
 - DLR
 - DLETH
 - LMOSupd
- LNP
- NIW
- OSPCM
- SOCS

Report Levels

- CLEC RESH
- CLEC State
- CLEC Region
- Aggregate CLEC State

- Aggregate CLEC Region
- BellSouth State
- BellSouth Region

Appendix B: Glossary of Acronyms and Terms

Symbols used in calculations

- Σ A mathematical symbol representing the sum of a series of values following the symbol.
- A mathematical operator representing subtraction.
- + A mathematical operator representing addition.
- \div A mathematical operator representing division.
- () Parentheses, used to group mathematical operations which are completed before operations outside the parentheses.

A

ACD: Automatic Call Distributor - A service that provides status monitoring of agents in a call center and routes high volume incoming telephone calls to available agents while collecting management information on both callers and attendants.

Aggregate: Sum total of all items in like category, e.g. CLEC aggregate equals the sum total of all CLECs' data for a given reporting level.

ALEC: Alternative Local Exchange Company = FL CLEC

ADSL: Asymmetrical Digital Subscriber Line

ASR: Access Service Request - A request for access service terminating delivery of carrier traffic into a Local Exchange Carrier's network.

ATLAS: Application for Telephone Number Load Administration System - The BellSouth Operations System used to administer the pool of available telephone numbers and to reserve selected numbers from the pool for use on pending service requests/service orders.

ATLASTN: ATLAS software contract for Telephone Number.

Auto Clarification: The number of LSRs that were electronically rejected from LESOG and electronically returned to the CLEC for correction.

B

BFR: Bona Fide Request

BILLING: The process and functions by which billing data is collected and by which account information is processed in order to render accurate and timely billing.

BOCRIS: Business Office Customer Record Information System (Front-end to the CRIS database.)

BRI: Basic Rate ISDN

BRC: Business Repair Center – The BellSouth Business Systems trouble receipt center which serves business and CLEC customers.

BellSouth : BellSouth Telecommunications, Inc.

C

CABS: Carrier Access Billing System

CCC: Coordinated Customer Conversions

CCP: Change Control Process

Centrex: A business telephone service, offered by local exchange carriers, which is similar to a Private Branch Exchange (PBX) but the switching equipment is located in the telephone company Central Office (CO).

CKTID: A unique identifier for elements combined in a service configuration

CLEC: Competitive Local Exchange Carrier

CLP: Competitive Local Provider = NC CLEC

CM: Change Management

CMDS: Centralized Message Distribution System - Telcordia administered national system used to transfer specially formatted messages among companies.

COFFI: Central Office Feature File Interface - Provides information about USOCs and class of service. COFFI is a part of DOE/SONGS. It indicates all services available to a customer.

COG: Corporate Gateway - Telcordia product designed for the electronic submission of xDSL Local Service Requests.

CRIS: Customer Record Information System - The BellSouth proprietary corporate database and billing system for non-access customers and services.

CRSACCTS: CRIS software contract for CSR information

CRSG: Complex Resale Support Group

C-SOTS: CLEC Service Order Tracking System

CSR: Customer Service Record

CTTG: Common Transport Trunk Group - Final trunk groups between BellSouth & Independent end offices and the BellSouth access tandems.

D

DA: Directory Assistance

DESIGN: Design Service is defined as any Special or Plain Old Telephone Service Order which requires BellSouth Design Engineering Activities.

DISPOSITION & CAUSE: Types of trouble conditions, e.g. No Trouble Found, Central Office Equipment, Customer Premises Equipment, etc.

DLETH: Display Lengthy Trouble History - A history report that gives all activity on a line record for trouble reports in LMOS.

DLR: Detail Line Record - All the basic information maintained on a line record in LMOS, e.g. name, address, facilities, features etc.

DS-0: The worldwide standard speed for one digital voice signal (64000 bps).

DS-1: 24 DS-0s (1.544Mb/sec., i.e. carrier systems)

DOE: Direct Order Entry System - An internal BellSouth service order entry system used by BellSouth Service Representatives to input business service orders in BellSouth format.

DOM: Delivery Order Manager - Telcordia product designed for the electronic submission of xDSL Local Service Requests.

DSAP: DOE (Direct Order Entry) Support Application - The BellSouth Operations System which assists a Service Representative or similar carrier agent in negotiating service provisioning commitments for non-designed services and Unbundled Network Elements.

DSAPDDI: DSAP software contract for schedule information.

DSL: Digital Subscriber Line

DUI: Database Update Information

E

E911: Provides callers access to the applicable emergency services bureau by dialing a 3-digit universal telephone number.

EDI: Electronic Data Interchange - The computer-to-computer exchange of inter and/or intra-company business documents in a public standard format.

ESSX: BellSouth Centrex Service

F

Fatal Reject: LSRs electronically rejected from LEO, which checks to see if the LSR has all the required fields correctly populated.

Flow-Through: In the context of this document, LSRs submitted electronically via the CLEC mechanized ordering process that flow through to the BellSouth OSS without manual or human intervention.

FOC: Firm Order Confirmation - A notification returned to the CLEC confirming that the LSR has been received and accepted, including the specified commitment date.

FX: Foreign Exchange

G**H**

HAL: “Hands Off” Assignment Logic - Front end access and error resolution logic used in interfacing BellSouth Operations Systems such as ATLAS, BOCRIS, LMOS, PSIMS, RSAG and SOCS.

HALCRIS: HAL software contract for CSR information

HDSL: High Density Subscriber Loop/Line

I

ILEC: Incumbent Local Exchange Company

INP: Interim Number Portability

ISDN: Integrated Services Digital Network

IPC: Interconnection Purchasing Center

L

LAN: Local Area Network

LAUTO: The automatic processor in the LNP Gateway that validates LSRs and issues service orders.

LCSC: Local Carrier Service Center - The BellSouth center which is dedicated to handling CLEC LSRs, ASRs, and Pre-ordering transactions along with associated expedite requests and escalations.

Legacy System: Term used to refer to BellSouth Operations Support Systems (see OSS)

LENS: Local Exchange Negotiation System - The BellSouth LAN/web server/OS application developed to provide both preordering and ordering electronic interface functions for CLECs.

LEO: Local Exchange Ordering - A BellSouth system which accepts the output of EDI, applies edit and formatting checks, and reformats the Local Service Requests in BellSouth Service Order format.

LERG: Local Exchange Routing Guide

LESOG: Local Exchange Service Order Generator - A BellSouth system which accepts the service order output of LEO and enters the Service Order into the Service Order Control System using terminal emulation technology.

LFACS: Loop Facilities Assessment and Control System

LIDB: Line Information Database

LISC: Local Interconnection Service Center - The center that issues trunk orders.

LMOS: Loop Maintenance Operations System - A BellSouth Operations System that stores the assignment and selected account information for use by downstream OSS and BellSouth personnel during provisioning and maintenance activities.

LMOS HOST: LMOS host computer

LMOSupd: LMOS updates

LMU: Loop Make-up

LMUS: Loop Make-up Service Inquiry

LNP: Local Number Portability - In the context of this document, the capability for a subscriber to retain his current telephone number as he transfers to a different local service provider.

LOOPS : Transmission paths from the central office to the customer premises.

LRN: Location Routing Number

LSR: Local Service Request – A request for local resale service or unbundled network elements from a CLEC.

M

Maintenance & Repair: The process and function by which trouble reports are passed to BellSouth and by which the related service problems are resolved.

MARCH: BellSouth Operations System which accepts service orders, interprets the coding contained in the service order image, and constructs the specific switching system Recent Change command messages for input into end office switches.

N

NBR: New Business Request

NC: “No Circuits” - All circuits busy announcement.

NIW: Network Information Warehouse

NMLI: Native Mode LAN Interconnection

NPA: Numbering Plan Area

NXX: The “exchange” portion of a telephone number.

O

OASIS: Obtain Availability Services Information System - A BellSouth front-end processor, which acts as an interface between COFFI and RNS. This system takes the USOCs in COFFI and translates them to English for display in RNS.

OASISBSN: OASIS software contract for feature/service

OASISCAR: OASIS software contract for feature/service

OASISLPC: OASIS software contract for feature/service

OASISMTN: OASIS software contract for feature/service

OASISNET: OASIS software contract for feature/service

OASISOCP: OASIS software contract for feature/service

ORDERING: The process and functions by which resale services or unbundled network elements are ordered from BellSouth as well as the process by which an LSR or ASR is placed with BellSouth.

OSPCM: Outside Plant Contract Management System - Provides Scheduling Information.

OSS: Operations Support System - A support system or database which is used to mechanize the flow or performance of work. The term is used to refer to the overall system consisting of hardware complex, computer operating system(s), and application which is used to provide the support functions.

OUT OF SERVICE: Customer has no dial tone and cannot call out.

P

PMAP: Performance Measurement Analysis Platform

PMQAP: Performance Measurement Quality Assurance Plan

PON: Purchase Order Number

POTS: Plain Old Telephone Service

PREDICTOR: The BellSouth Operations system which is used to administer proactive maintenance and rehabilitation activities on outside plant facilities, provide access to selected work groups (e.g. RRC & BRC) to Mechanized Loop Testing and switching system I/O ports, and provide certain information regarding the attributes and capabilities of outside plant facilities.

Preordering: The process and functions by which vital information is obtained, verified, or validated prior to placing a service request.

PRI: Primary Rate ISDN

Provisioning: The process and functions by which necessary work is performed to activate a service requested via an LSR or ASR and to initiate the proper billing and accounting functions.

PSIMS: Product/Service Inventory Management System - A BellSouth database Operations System which contains availability information on switching system features and capabilities and on BellSouth service availability. This database is used to verify the availability of a feature or service in an NXX prior to making a commitment to the customer.

PSIMSORB: PSIMS software contract for feature/service.

Q

R

RNS: Regional Negotiation System - An internal BellSouth service order entry system used by BellSouth Consumer Services to input service orders in BellSouth format.

ROS: Regional Ordering System

RRC: Residence Repair Center - The BellSouth Consumer Services trouble receipt center which serves residential customers.

RSAG: Regional Street Address Guide - The BellSouth database, which contains street addresses validated to be accurate with state and local governments.

RSAGADDR: RSAG software contract for address search.

RSAGTN: RSAG software contract for telephone number search.

S

SAC: Service Advocacy Center

SEEM: Self Effectuating Enforcement Mechanism

SOCS: Service Order Control System - The BellSouth Operations System which routes service order images among BellSouth drop points and BellSouth Operations Systems during the service provisioning process.

SOG: Service Order Generator - Telcordia product designed to generate a service order for xDSL.

SOIR: Service Order Interface Record - any change effecting activity to a customer account by service order that impacts 911/E911

SONGS: Service Order Negotiation and Generation System.

T

TAFI: Trouble Analysis Facilitation Interface - The BellSouth Operations System that supports trouble receipt center personnel in taking and handling customer trouble reports.

TAG: Telecommunications Access Gateway – TAG was designed to provide an electronic interface, or machine-to-machine interface for the bi-directional flow of information between BellSouth's OSSs and participating CLECs.

TN: Telephone Number

Total Manual Fallout: The number of LSRs which are entered electronically but require manual entering into a service order generator.

U

UNE: Unbundled Network Element

UCL: Unbundled Copper Link

USOC: Universal Service Order Code

V

W

WATS: Wide Area Telephone Service

WFA: Work Force Administration

WMC: Work Management Center

WTN: Working Telephone Number.

X

Y

Z

Appendix C: BellSouth Audit Policy

BellSouth currently provides many CLECs with certain audit rights as a part of their individual interconnection agreements. However, it is not reasonable for BellSouth to undergo an audit of the SQM for every CLEC with which it has a contract. BellSouth has developed a proposed Audit Plan for use by the parties to an audit. If requested by a Public Service Commission or by a CLEC exercising contractual audit rights, BellSouth will agree to undergo a comprehensive audit of the aggregate level reports for both BellSouth and the CLEC(s) each of the next five (5) years (2001-2005) to be conducted by an independent third party. The results of that audit will be made available to all the parties subject to proper safeguards to protect proprietary information. This aggregate level audit includes the following specifications:

1. The cost shall be borne 50% by BellSouth and 50% by the CLEC or CLECs.
2. The independent third party auditor shall be selected with input from BellSouth, the PSC, if applicable, and the CLEC(s).
3. BellSouth, the PSC and the CLEC(s) shall jointly determine the scope of the audit.

BellSouth reserves the right to make changes to this audit policy as growth and changes in the industry dictate.

**AMENDMENT
TO THE
INTERCONNECTION AGREEMENT BETWEEN
Xspedius Corp. AND
BELLSOUTH TELECOMMUNICATIONS, INC.**

Pursuant to this Amendment, (the "Amendment"), Xspedius Corp and BellSouth Telecommunications, Inc. ("BellSouth"), hereinafter referred to collectively as the "Parties," hereby agree to amend that certain Interconnection Agreement between the Parties dated January 1, 2000 ("Agreement").

NOW THEREFORE, in consideration of the mutual provisions contained herein and other good and valuable consideration, the receipt and sufficiency of which are hereby acknowledged, the Parties hereby covenant and agree as follows:

1. Attachment 2, Exhibit C is augmented to add Exhibit B3, rates for Additional Port USOCs for the state Alabama, and Attachment2, Exhibit B is augmented to add Exhibit B3 rates for Additional Port USOCs for the states Louisiana, Mississippi, and North Carolina:
2. All of the other provisions of the Agreement, dated January 1, 2000 , shall remain in full force and effect.
3. Either or both of the Parties is authorized to submit this Amendment to the respective state regulatory authorities for approval subject to Section 252(e) of the Federal Telecommunications Act of 1996.

IN WITNESS WHEREOF, the Parties hereto have caused this Amendment to be executed by their respective duly authorized representatives and shall be deemed effective the date the last Party signs the Amendment.

Xspedius Corp.

Signature on File
Signature

Clements LeJeune
Name

Sr. Vice President of Network Ops
Title

9/13/2002
Date

BellSouth Telecommunications, Inc.

Signature on File
Signature

Elizabeth R. A. Shiroishi
Name

Assistant Director
Title

9/16/2002
Date

UNBUNDLED NETWORK ELEMENTS - Alabama											Attachment: 2		Exhibit: B			
CATEGORY	RATE ELEMENTS	Interim	Zone	BCS	USOC	RATES(\$)	Svc Order Submitted Elec per LSR	Svc Order Submitted Manually per LSR	Incremental Charge - Manual Svc Order vs. Electronic-1st	Incremental Charge - Manual Svc Order vs. Electronic-Add'l	Incremental Charge - Manual Svc Order vs. Electronic-Disc 1st	Incremental Charge - Manual Svc Order vs. Electronic-Disc Add'l	OSS Rates(\$)			
													Rec	Nonrecurring First	Nonrecurring Add'l	Nonrecurring Disconnect First
<p>The "Zone" shown in the sections for stand-alone loops or loops as part of a combination refers to Geographically Deaveraged UNE Zones. To view Geographically Deaveraged UNE Zone Designations by Central Office, refer to Internet Website: http://www.interconnection.bellsouth.com/become_a_clec/html/interconnection.htm</p>																
UNBUNDLED LOCAL EXCHANGE SWITCHING(PORTS)																
Exchange Ports																
NOTE: Although the Port Rate includes all available features in GA, KY, LA & TN, the desired features will need to be ordered using retail USOCs																
2-WIRE VOICE GRADE LINE PORT RATES (RES)																
	Alabama Extended Local Dialing Port without Caller ID capability			UEPSR	UEPWA	1.38	2.38	2.27	1.42	1.33			15.66			
	Low Usage Line Port without Caller ID capability			UEPSR	UEPRT	1.38	2.38	2.27	1.42	1.33			15.66			
FEATURES																
	All Available Vertical Features			UEPSR	UEPVF	1.98	0.00	0.00					15.66			
2-WIRE VOICE GRADE LINE PORT RATES (BUS)																
	Alabama Extended Local Dialing Port without Caller ID capability			UEPSB	UEPWB	1.38	2.38	2.27	1.42	1.33			15.66			
	Incoming Only without Caller ID capability			UEPSB	UEPBE	1.38	2.38	2.27	1.42	1.33			15.66			
FEATURES																
	All Available Vertical Features			UEPSB	UEPVF	1.98	0.00	0.00					15.66			
UNBUNDLED PORT/LOOP COMBINATIONS - COST BASED RATES																
> Cost Based Rates are applied where BellSouth is required by FCC and/or State Commission rule to provide Unbundled Local Switching or Switch Ports.																
> Features shall apply to the Unbundled Port/Loop Combination - Cost Based Rate section in the same manner as they are applied to the Stand-Alone Unbundled Port section of this Rate Exhibit.																
> End Office and Tandem Switching Usage and Common Transport Usage rates in the Port section of this rate exhibit shall apply to all combinations of loop/port network elements except for UNE Coin Port/Loop Combinations.																
> The first and additional Port nonrecurring charges apply to Not Currently Combined Combos. For Currently Combined Combos, the nonrecurring charges shall be those identified in the Nonrecurring - Currently Combined sections. Additional NRCs may apply also and are categorized accordingly.																
2-WIRE VOICE GRADE LOOP WITH 2-WIRE LINE PORT (RES)																
UNE Port/Loop Combination Rates																
	2-Wire VG Loop/Port Combo - Zone 1		1			12.70										
	2-Wire VG Loop/Port Combo - Zone 2		2			21.19										
	2-Wire VG Loop/Port Combo - Zone 3		3			34.80										
UNE Loop Rates																
	2-Wire Voice Grade Loop (SL1) - Zone 1		1	UEPRX	UEPLX	11.55										
	2-Wire Voice Grade Loop (SL1) - Zone 2		2	UEPRX	UEPLX	20.04										
	2-Wire Voice Grade Loop (SL1) - Zone 3		3	UEPRX	UEPLX	33.65										
2-Wire Voice Grade Line Port Rates (Res)																
	Alabama Extended Local Dialing Port without Caller ID capability			UEPRX	UEPWA	1.15	40.19	19.83	24.91	6.63			15.66			
	Low Usage Line Port without Caller ID capability			UEPRX	UEPRT	1.15	40.19	19.83	24.91	6.63			15.66			
FEATURES																

UNBUNDLED NETWORK ELEMENTS - Alabama														Attachment: 2		Exhibit: B			
CATEGORY	RATE ELEMENTS	Interim	Zone	BCS	USOC	RATES(\$)	Svc Order Submitted Elec per LSR	Svc Order Submitted Manually per LSR	Incremental Charge - Manual Svc Order vs. Electronic-1st	Incremental Charge - Manual Svc Order vs. Electronic-Add'l	Incremental Charge - Manual Svc Order vs. Electronic-Disc 1st	Incremental Charge - Manual Svc Order vs. Electronic-Disc Add'l	OSS Rates(\$)						
													Rec	Nonrecurring First	Nonrecurring Add'l	Nonrecurring Disconnect First	Nonrecurring Disconnect Add'l	SOMEK	SOMAN
	All Features Offered			UEPRX	UEPVF	1.98		0.00	0.00				15.66						
LOCAL NUMBER PORTABILITY																			
	Local Number Portability (1 per port)			UEPRX	LNPCX	0.35													
NONRECURRING CHARGES (NRCs) - CURRENTLY COMBINED																			
	2-Wire Voice Grade Loop / Line Port Combination - Conversion - Switch-as-is			UEPRX	USAC2			0.10	0.10				15.66						
	2-Wire Voice Grade Loop / Line Port Combination - Conversion - Switch with change			UEPRX	USACC			2.80	0.41				15.66						
	2-Wire Voice Grade Loop / Line Port Combination - Conversion - Subsequent Database Update							1.44					15.66						
ADDITIONAL NRCs																			
	2-Wire Voice Grade Loop/Line Port Combination - Subsequent Activity			UEPRX	USAS2	0.00		0.00	0.00				15.66						
2-WIRE VOICE GRADE LOOP WITH 2-WIRE LINE PORT (BUS)																			
UNE Port/Loop Combination Rates																			
	2-Wire VG Loop/Port Combo - Zone 1		1			12.70													
	2-Wire VG Loop/Port Combo - Zone 2		2			21.19													
	2-Wire VG Loop/Port Combo - Zone 3		3			34.80													
UNE Loop Rates																			
	2-Wire Voice Grade Loop (SL1) - Zone 1		1	UEPBX	UEPLX	11.55													
	2-Wire Voice Grade Loop (SL1) - Zone 2		2	UEPBX	UEPLX	20.04													
	2-Wire Voice Grade Loop (SL1) - Zone 3		3	UEPBX	UEPLX	33.65													
2-Wire Voice Grade Line Port (Bus)																			
	Alabama Extended Local Dialing Port without Caller ID capability			UEPBX	UEPWB	1.15		40.19	19.83	24.91	6.63		15.66						
	Incoming Only without Caller ID capability			UEPBX	UEPBE	1.15		40.19	19.83	24.91	6.63		15.66						
LOCAL NUMBER PORTABILITY																			
	Local Number Portability (1 per port)			UEPBX	LNPCX	0.35													
FEATURES																			
	All Features Offered			UEPBX	UEPVF	1.98		0.00	0.00				15.66						
NONRECURRING CHARGES (NRCs) - CURRENTLY COMBINED																			
	2-Wire Voice Grade Loop / Line Port Combination - Conversion - Switch-as-is			UEPBX	USAC2			0.10	0.10				15.66						
	2-Wire Voice Grade Loop / Line Port Combination - Conversion - Switch with change			UEPBX	USACC			2.80	0.41				15.66						
	2-Wire Voice Grade Loop / Line Port Combination - Conversion - Subsequent Database Update							1.44					15.66						
ADDITIONAL NRCs																			
	2-Wire Voice Grade Loop/Line Port Combination - Subsequent Activity			UEPBX	USAS2			0.00	0.00				15.66						

UNBUNDLED NETWORK ELEMENTS - Louisiana											Attachment: 2		Exhibit: B																									
CATEGORY	RATE ELEMENTS	Interim	Zone	BCS	USOC	RATES(\$)	Svc Order Submitted Elec per LSR	Svc Order Submitted Manually per LSR	Incremental Charge - Manual Svc Order vs. Electronic-1st	Incremental Charge - Manual Svc Order vs. Electronic-Add'l	Incremental Charge - Manual Svc Order vs. Electronic-Disc 1st	Incremental Charge - Manual Svc Order vs. Electronic-Disc Add'l	OSS Rates(\$)																									
													Rec	Nonrecurring		Nonrecurring Disconnect		SOMEK	SOMAN	SOMAN	SOMAN	SOMAN																
													First	Add'l	First	Add'l																						
The "Zone" shown in the sections for stand-alone loops or loops as part of a combination refers to Geographically Deaveraged UNE Zones. To view Geographically Deaveraged UNE Zone Designations by Central Office, refer to Internet Website: http://www.interconnection.bellsouth.com/become_a_clec/html/interconnection.htm																																						
UNBUNDLED LOCAL EXCHANGE SWITCHING(PORTS)																																						
Exchange Ports																																						
NOTE: Although the Port Rate includes all available features in GA, KY, LA & TN, the desired features will need to be ordered using retail USOCs																																						
2-WIRE VOICE GRADE LINE PORT RATES (RES)																																						
	Louisiana Extended Local Dialing Port without Caller ID			UEPSR	UEPWG	1.52	2.31	2.21												15.20																		
	Louisiana Calling Plan Port without Caller ID capability			UEPSR	UEPRQ	1.52	2.31	2.21												15.20																		
	Low Usage Line Port without Caller ID capability			UEPSR	UEPRT	1.52	2.31	2.21												15.20																		
2-WIRE VOICE GRADE LINE PORT RATES (BUS)																																						
	Louisiana Extended Local Dialing Port without Caller ID capability			UEPSB	UEPWH	1.52	2.31	2.21												15.20																		
	Louisiana Business Area Calling Port without Caller ID capability			UEPSB	UEPBA	1.52	2.31	2.21												15.20																		
	Incoming Only without Caller ID capability				UEPBE	1.52	2.31	2.21												15.20																		
UNBUNDLED PORT/LOOP COMBINATIONS - COST BASED RATES																																						
> Cost Based Rates are applied where BellSouth is required by FCC and/or State Commission rule to provide Unbundled Local Switching or Switch Ports.																																						
> Features shall apply to the Unbundled Port/Loop Combination - Cost Based Rate section in the same manner as they are applied to the Stand-Alone Unbundled Port section of this Rate Exhibit.																																						
> End Office and Tandem Switching Usage and Common Transport Usage rates in the Port section of this rate exhibit shall apply to all combinations of loop/port network elements except for UNE Coin Port/Loop Combinations.																																						
> The first and additional Port nonrecurring charges apply to Not Currently Combined Combos. For Currently Combined Combos, the nonrecurring charges shall be those identified in the Nonrecurring - Currently Combined sections. Additional NRCs may apply also and are categorized accordingly.																																						
2-WIRE VOICE GRADE LOOP WITH 2-WIRE LINE PORT (RES)																																						
2-Wire Voice Grade Line Port Rates (Res)																																						
	Louisiana Extended Local Dialing Port without Caller ID capability			UEPRX	UEPWG	1.36	38.85	19.08												15.20																		
	Louisiana Calling Plan Port without Caller ID capability			UEPRX	UEPRQ	1.36	38.85	19.08												15.20																		
	Low Usage Line Port without Caller ID capability			UEPRX	UEPRT	1.36	38.85	19.08												15.20																		
2-Wire Voice Grade Line Port (Bus)																																						
	Louisiana Extended Local Dialing Port without Caller ID capability			UEPBX	UEPWH	1.36	38.85	19.08												15.20																		
	Louisiana Business Area Calling Port without Caller ID capability			UEPBX	UEPBA	1.36	38.85	19.08												15.20																		
	Incoming Only without Caller ID capability			UEPBX	UEPBE	1.36	38.85	19.08												15.20																		
UNBUNDLED PORT LOOP COMBINATIONS - MARKET RATES																																						

UNBUNDLED NETWORK ELEMENTS - Louisiana														Attachment: 2		Exhibit: B						
CATEGORY	RATE ELEMENTS	Interim	Zone	BCS	USOC	RATES(\$)	Svc Order Submitted Elec per LSR	Svc Order Submitted Manually per LSR	Incremental Charge - Manual Svc Order vs. Electronic-1st	Incremental Charge - Manual Svc Order vs. Electronic-Add'l	Incremental Charge - Manual Svc Order vs. Electronic-Disc 1st	Incremental Charge - Manual Svc Order vs. Electronic-Disc Add'l	OSS Rates(\$)									
													Rec	Nonrecurring		Nonrecurring Disconnect		SOME C	SOMAN	SOMAN	SOMAN	SOMAN
													First	Add'l	First	Add'l						
	> Market Rates shall apply where BellSouth is not required to provide unbundled local switching or switch ports per FCC and/or State Commission rules.																					
	This includes unbundled port/loop combinations that are Currently Combined or Not Currently Combined in Zone 1 of the Top 8 MSAs in BellSouth's region for end users with 4 or more DS0 equivalent lines.																					
	> The Top 8 MSAs in BellSouth's region are: FL (Orlando, Ft. Lauderdale, Miami); GA (Atlanta); LA (New Orleans); NC (Greensboro-Winston Salem-Highpoint/Charlotte-Gastonia-Rock Hill); TN (Nashville).																					
	> BellSouth currently is developing the billing capability to mechanically bill the recurring and non-recurring Market Rates in this section. In the interim where BellSouth cannot bill Market Rates, BellSouth shall bill the rates in the Cost-Based section preceding in lieu of the Market Rates and reserves the right to true-up the billing difference.																					
	> The Market Rate for unbundled ports includes all available features in all states.																					
	> End Office and Tandem Switching Usage and Common Transport Usage rates in the Port section of this rate exhibit shall apply to all combinations of loop/port network elements except for UNE Coin Port/Loop Combinations which have a flat rate usage charge																					
	> For Not Currently Combined scenarios where Market Rates apply, the Nonrecurring charges are listed in the First and Additional NRC columns for each Port USOC. For Currently Combined scenarios, the Nonrecurring charges are listed in the NRC - Currently Combined section. Additional NRCs may apply also and are categorized accordingly.																					
	2-WIRE VOICE GRADE LOOP WITH 2-WIRE LINE PORT (RES)																					
	2-Wire Voice Grade Line Port (Res)																					
	Louisiana Extended Local Dialing Port without Caller ID capability			UEPRX	UEPWG	14.00	90.00	90.00											31.92	7.32		
	Louisiana Calling Plan Port without Caller ID capability			UEPRX	UEPRQ	14.00	90.00	90.00											31.92	7.32		
	Low Usage Line Port without Caller ID capability			UEPRX	UEPRT	14.00	90.00	90.00											31.92	7.32		
	2-Wire Voice Grade Line Port (Bus)																					
	Louisiana Extended Local Dialing Port without Caller ID capability			UEPBX	UEPWH	14.00	90.00	90.00											31.92	7.32		
	Louisiana Business Area Calling Port without Caller ID capability			UEPBX	UEPBA	14.00	90.00	90.00											31.92	7.32		
	Incoming Only without Caller ID capability			UEPBX	UEPBE	14.00	90.00	90.00											31.92	7.32		

UNBUNDLED NETWORK ELEMENTS - Mississippi														Attachment: 2		Exhibit: B	
CATEGORY	RATE ELEMENTS	Interim	Zone	BCS	USOC	RATES(\$)	Svc Order Submitted Elec per LSR	Svc Order Submitted Manually per LSR	Incremental Charge - Manual Svc Order vs. Electronic-1st	Incremental Charge - Manual Svc Order vs. Electronic-Add'l	Incremental Charge - Manual Svc Order vs. Electronic-Disc 1st	Incremental Charge - Manual Svc Order vs. Electronic-Disc Add'l	OSS Rates(\$)				
													Rec	Nonrecurring First	Nonrecurring Add'l	Nonrecurring Disconnect First	Nonrecurring Disconnect Add'l
The "Zone" shown in the sections for stand-alone loops or loops as part of a combination refers to Geographically Deaveraged UNE Zones. To view Geographically Deaveraged UNE Zone Designations by Central Office, refer to Internet Website: http://www.interconnection.bellsouth.com/become_a_clec/html/interconnection.htm																	
UNBUNDLED LOCAL EXCHANGE SWITCHING(PORTS)																	
Exchange Ports																	
NOTE: Although the Port Rate includes all available features in GA, KY, LA & TN, the desired features will need to be ordered using retail USOCs																	
2-WIRE VOICE GRADE LINE PORT RATES (RES)																	
	Mississippi Extended Local Dialing Port without Caller ID capability			UEPSR	UEPWJ	1.41	2.39	2.29	1.42	1.33		15.75					
	Low Usage Line Port without Caller ID capability			UEPSR	UEPRT	1.41	2.39	2.29	1.42	1.33		15.75					
2-WIRE VOICE GRADE LINE PORT RATES (BUS)																	
	Mississippi Extended Local Dialing Port without Caller ID capability			UEPSB	UEPWK	1.41	2.39	2.29	1.42	1.33		15.75					
	Incoming Only without Caller ID capability			UEPSB	UEPBE	1.41	2.39	2.29	1.42	1.33		15.75					
EXCHANGE PORT RATES (DID & PBX)																	
	PBX 2-Way Combo MS Local Opt 2 Calling Port			UEPSP	UEPA5	1.41	31.45	14.93	14.38	0.92		15.75					
UNBUNDLED PORT/LOOP COMBINATIONS - COST BASED RATES																	
> Cost Based Rates are applied where BellSouth is required by FCC and/or State Commission rule to provide Unbundled Local Switching or Switch Ports.																	
> Features shall apply to the Unbundled Port/Loop Combination - Cost Based Rate section in the same manner as they are applied to the Stand-Alone Unbundled Port section of this Rate Exhibit.																	
> End Office and Tandem Switching Usage and Common Transport Usage rates in the Port section of this rate exhibit shall apply to all combinations of loop/port network elements except for UNE Coin Port/Loop Combinations.																	
> The first and additional Port nonrecurring charges apply to Not Currently Combined Combos. For Currently Combined Combos, the nonrecurring charges shall be those identified in the Nonrecurring - Currently Combined sections. Additional NRCs may apply also and are categorized accordingly.																	
2-WIRE VOICE GRADE LOOP WITH 2-WIRE LINE PORT (RES)																	
2-Wire Voice Grade Line Port Rates (Res)																	
	Mississippi Extended Local Dialing Port without Caller ID capability			UEPRX	UEPWJ	1.23	40.31	19.84	24.90	6.58		15.75					
	Low Usage Line Port without Caller ID capability			UEPRX	UEPRT	1.23	40.31	19.84	24.90	6.58		15.75					
2-Wire Voice Grade Line Port (Bus)																	
	Mississippi Extended Local Dialing Port without Caller ID capability			UEPBX	UEPWK	1.23	40.31	19.84	24.90	6.58		15.75					
	Incoming Only without Caller ID capability			UEPBX	UEPBE	1.23	40.31	19.84	24.90	6.58		15.75					

UNBUNDLED NETWORK ELEMENTS - Mississippi																
CATEGORY	RATE ELEMENTS	Interim	Zone	BCS	USOC	RATES(\$)	Svc Order Submitted Elec per LSR	Svc Order Submitted Manually per LSR	Attachment: 2		Exhibit: B					
									Incremental Charge - Manual Svc Order vs. Electronic-1st	Incremental Charge - Manual Svc Order vs. Electronic-Add'l	Incremental Charge - Manual Svc Order vs. Electronic-Disc 1st	Incremental Charge - Manual Svc Order vs. Electronic-Disc Add'l				
						Rec	Nonrecurring		Nonrecurring Disconnect		OSS Rates(\$)					
							First	Add'l	First	Add'l	SOME C	SOMAN	SOMAN	SOMAN	SOMAN	SOMAN
2-Wire Voice Grade Line Port Rates (BUS - PBX)																
	PBX 2-Way Combo MS Local Opt 2 Calling Port			UEPPX	UEPA5	1.23	69.37	32.48	37.86	6.17		15.75				

UNBUNDLED NETWORK ELEMENTS - North Carolina															
CATEGORY	RATE ELEMENTS	Interim	Zone	BCS	USOC	RATES(\$)	Svc Order Submitted Elec per LSR	Svc Order Submitted Manually per LSR	Attachment: 2		Exhibit: B				
									Incremental Charge - Manual Svc Order vs. Electronic-1st	Incremental Charge - Manual Svc Order vs. Electronic-Add'l	Incremental Charge - Manual Svc Order vs. Electronic-Disc 1st	Incremental Charge - Manual Svc Order vs. Electronic-Disc Add'l			
									Rec	Nonrecurring		Nonrecurring Disconnect		OSS Rates(\$)	
						First	Add'l	First	Add'l	SOME C	SOMAN	SOMAN	SOMAN	SOMAN	SOMAN
	2-WIRE VOICE GRADE LOOP WITH 2-WIRE LINE PORT (RES)														
	2-Wire Voice Grade Line Port (Res)														
	Low Usage Line Port without Caller ID capability			UEPRX	UEPRT	14.00	90.00	90.00				40.18	9.45		
	2-Wire Voice Grade Line Port (Bus)														
	Incoming Only without Caller ID capability			UEPBX	UEPBE	14.00	90.00	90.00				40.18	9.45		

UNBUNDLED NETWORK ELEMENTS - Tennessee														Attachment: 2		Exhibit: B3	
CATEGORY	RATE ELEMENTS	Interim	Zone	BCS	USOC	RATES(\$)					Svc Order Submitted Elec per LSR	Svc Order Submitted Manually per LSR	Incremental Charge - Manual Svc Order vs. Electronic-1st	Incremental Charge - Manual Svc Order vs. Electronic-Add'l	Incremental Charge - Manual Svc Order vs. Electronic-Disc 1st	Incremental Charge - Manual Svc Order vs. Electronic-Disc Add'l	
						Rec	Nonrecurring First	Add'l	Nonrecurring First	Nonrecurring Add'l							SOME C
The "Zone" shown in the sections for stand-alone loops or loops as part of a combination refers to Geographically Deaveraged UNE Zones. To view Geographically Deaveraged UNE Zone Designations by Central Office, refer to Internet Website: http://www.interconnection.bellsouth.com/become_a_clec/html/interconnection.htm																	
UNBUNDLED LOCAL EXCHANGE SWITCHING(PORTS)																	
Exchange Ports																	
NOTE: Although the Port Rate includes all available features in GA, KY, LA & TN, the desired features will need to be ordered using retail USOCs																	
2-WIRE VOICE GRADE LINE PORT RATES (RES)																	
	Tennessee Area Plus Port without Caller ID capability			UEPSR	UEPRR	1.89	9.93	9.19	3.66	2.92			20.35	10.54	13.32	1.40	
	Tennessee Extended Local Dialing Port without Caller ID capability			UEPSR	UEPWN	1.89	9.93	9.19	3.66	2.92			20.35	10.54	13.32	1.40	
	Low Usage Line Port without Caller ID capability			UEPSR	UEPRT	1.89	9.93	9.19	3.66	2.92			20.35	10.54	13.32	1.40	
2-WIRE VOICE GRADE LINE PORT RATES (BUS)																	
	Tennessee Extended Local Dialing Port without Caller ID capability			UEPSB	UEPWO	1.89	9.93	9.19	3.66	2.92			20.35	10.54	13.32	1.40	
	Tennessee (BUS) inward Collierville and Memphis Local Calling Plan			UEPSB	UEPB2	1.89	9.93	9.19	3.66	2.92			20.35	10.54	13.32	1.40	
	Tennessee (BUS) 2-Way Collierville and Memphis Local Calling Plan			UEPSB	UEPB3	1.89	9.93	9.19	3.66	2.92			20.35	10.54	13.32	1.40	
	Incoming Only without Caller ID capability			UEPSB	UEPBE	1.89	9.93	9.19	3.66	2.92			20.35	10.54	13.32	1.40	
EXCHANGE PORT RATES (DID & PBX)																	
	PBX Trunk Combination, Collierville and Memphis Local Calling Plan			UEPSP	UEPA6	1.79	9.93	9.19	3.66	2.92			20.35	10.54	13.32	1.40	
	PBX 2-Way Combo First Trunk Collierville and Memphis Local Calling Plan			UEPSP	UEPA7	1.79	9.93	9.19	3.66	2.92			20.35	10.54	13.32	1.40	
UNBUNDLED PORT/LOOP COMBINATIONS - COST BASED RATES																	
> Cost Based Rates are applied where BellSouth is required by FCC and/or State Commission rule to provide Unbundled Local Switching or Switch Ports.																	
> Features shall apply to the Unbundled Port/Loop Combination - Cost Based Rate section in the same manner as they are applied to the Stand-Alone Unbundled Port section of this Rate Exhibit.																	
> End Office and Tandem Switching Usage and Common Transport Usage rates in the Port section of this rate exhibit shall apply to all combinations of loop/port network elements except for UNE Coin Port/Loop Combinations.																	
> The first and additional Port nonrecurring charges apply to Not Currently Combined Combos. For Currently Combined Combos, the nonrecurring charges shall be those identified in the Nonrecurring - Currently Combined sections. Additional NRCs may apply also and are categorized accordingly.																	
2-Wire Voice Grade Line Port Rates (Res)																	
	Tennessee Area Plus Port without Caller ID capability			UEPRX	UEPRR	1.70	22.14	15.25	8.45	3.91			30.89	7.03			
	Tennessee Extended Local Dialing Port without Caller ID capability			UEPRX	UEPWN	1.70	22.14	15.25	8.45	3.91			30.89	7.03			
	Low Usage Line Port without Caller ID capability			UEPRX	UEPRT	1.70	22.14	15.25	8.45	3.91			30.89	7.03			
2-Wire Voice Grade Line Port (Bus)																	
	Tennessee Extended Local Dialing Port without Caller ID capability			UEPBX	UEPWO	1.70	22.14	15.25	8.45	3.91			30.89	7.03			

UNBUNDLED NETWORK ELEMENTS - Tennessee																
CATEGORY	RATE ELEMENTS	Interim	Zone	BCS	USOC	RATES(\$)					Svc Order Submitted Elec per LSR	Svc Order Submitted Manually per LSR	Attachment: 2		Exhibit: B3	
						Rec	Nonrecurring First	Add'l	Nonrecurring First	Nonrecurring Disconnect Add'l			SOME C	SOMAN	SOMAN	SOMAN
	Tennessee (BUS) inward Collierville and Memphis Local Calling Plan			UEPBX	UEPB2	1.70	22.14	15.25	8.45	3.91			30.89	7.03		
	Tennessee (BUS) 2-Way Collierville and Memphis Local Calling Plan			UEPBX	UEPB3	1.70	22.14	15.25	8.45	3.91			30.89	7.03		
	Incoming Only without Caller ID capability			UEPBX	UEPBE	1.70	22.14	15.25	8.45	3.91			30.89	7.03		
2-Wire Voice Grade Line Port Rates (BUS - PBX)																
	PBX Trunk Combination, Collierville and Memphis Local Calling Plan			UEPPX	UEPA6	1.70	22.14	15.25	8.45	3.91			30.89	7.03		
	PBX 2-Way Combo First Trunk Collierville and Memphis Local Calling Plan			UEPPX	UEPA7	1.70	22.14	15.25	8.45	3.91			30.89	7.03		
UNBUNDLED PORT LOOP COMBINATIONS - MARKET RATES																
> Market Rates shall apply where BellSouth is not required to provide unbundled local switching or switch ports per FCC and/or State Commission rules.																
This includes unbundled port/loop combinations that are Currently Combined or Not Currently Combined in Zone 1 of the Top 8 MSAs in BellSouth's region for end users with 4 or more DS0 equivalent lines.																
> The Top 8 MSAs in BellSouth's region are: FL (Orlando, Ft. Lauderdale, Miami); GA (Atlanta); LA (New Orleans); NC (Greensboro-Winston Salem-Highpoint/Charlotte-Gastonia-Rock Hill); TN (Nashville).																
> BellSouth currently is developing the billing capability to mechanically bill the recurring and non-recurring Market Rates in this section. In the interim where BellSouth cannot bill Market Rates, BellSouth shall bill the rates in the Cost-Based section preceding in lieu of the Market Rates and reserves the right to true-up the billing difference.																
> The Market Rate for unbundled ports includes all available features in all states.																
> End Office and Tandem Switching Usage and Common Transport Usage rates in the Port section of this rate exhibit shall apply to all combinations of loop/port network elements except for UNE Coin Port/Loop Combinations which have a flat rate usage charge (USOC: URECU).																
> For Not Currently Combined scenarios where Market Rates apply, the Nonrecurring charges are listed in the First and Additional NRC columns for each Port USOC. For Currently Combined scenarios, the Nonrecurring charges are listed in the NRC - Currently Combined section. Additional NRCs may apply also and are categorized accordingly.																
2-WIRE VOICE GRADE LOOP WITH 2-WIRE LINE PORT (RES)																
2-Wire Voice Grade Line Port (Res)																
	Tennessee Area Plus Port without Caller ID capability			UEPRX	UEPRR	14.00	90.00	90.00					30.89	7.03		
	Tennessee Extended Local Dialing Port without Caller ID capability			UEPRX	UEPWN	14.00	90.00	90.00					30.89	7.03		
	Low Usage Line Port without Caller ID capability			UEPRX	UEPRT	14.00	90.00	90.00					30.89	7.03		
2-Wire Voice Grade Line Port (Bus)																
	Tennessee Extended Local Dialing Port without Caller ID capability			UEPBX	UEPWO	14.00	90.00	90.00					30.89	7.03		
	Tennessee (BUS) inward Collierville and Memphis Local Calling Plan			UEPBX	UEPB2	14.00	90.00	90.00					30.89	7.03		
	Tennessee (BUS) 2-Way Collierville and Memphis Local Calling Plan			UEPBX	UEPB3	14.00	90.00	90.00					30.89	7.03		
	Incoming Only without Caller ID capability			UEPBX	UEPBE	14.00	90.00	90.00					30.89	7.03		
2-Wire Voice Grade Line Port Rates (BUS - PBX)																
	PBX Trunk Combination, Collierville and Memphis Local Calling Plan			UEPPX	UEPA6	14.00	90.00	90.00					30.89	7.03		
	PBX 2-Way Combo First Trunk Collierville and Memphis Local Calling Plan			UEPPX	UEPA7	14.00	90.00	90.00					30.89	7.03		

**AMENDMENT
TO THE
AGREEMENT BETWEEN
XSPEDIUS CORP.
AND
BELLSOUTH TELECOMMUNICATIONS, INC.
DATED January 1, 2000**

Pursuant to this Amendment, (the "Amendment") Xspedius Corp. ("Xspedius") and BellSouth Telecommunications, Inc. ("BellSouth"), hereinafter referred to collectively as the "Parties", hereby agree to amend that certain Interconnection Agreement with an effective date of January 1, 2000 ("Agreement").

WHEREAS, BellSouth and Xspedius entered into the Agreement with an effective date January 1, 2000, and;

NOW THEREFORE, in consideration of the mutual provisions contained herein and other good and valuable consideration, the receipt and sufficiency of which are hereby acknowledged, the Parties hereby covenant and agree as follows:

1. Attachment 3, Exhibit A, Rates, for the states of Louisiana and Mississippi, is hereby deleted in its entirety and replaced with a new Attachment 3, Exhibit A, Rates, as set forth in Exhibit 1 attached hereto and incorporated herein by this reference.
2. All of the other provisions of the Agreement, effective January 1, 2000, shall remain in full force and effect.
3. Either or both of the Parties are authorized to submit this Amendment to the respective state regulatory authorities for approval subject to Section 252(e) of the Communications Act of 1934 as amended by the Federal Telecommunications Act of 1996.

IN WITNESS WHEREOF, the Parties hereto have caused this Amendment to be executed by their respective duly authorized representatives and shall be deemed effective thirty (30) calendar days following the date of the last signature of both Parties.

BellSouth Telecommunications, Inc.

Xspedius Corp.

By: Signature on File

By: Signature on File

Name: Elizabeth R.A. Shiroishi

Name: Daniel D. Lensgraf

Title: Assistant Director

Title: CFO

Date: 08/13/2002

Date: 6/2/2002

**AMENDMENT
TO THE
INTERCONNECTION AGREEMENT BETWEEN
XSPEDIUS CORP. AND
BELLSOUTH TELECOMMUNICATIONS, INC.
DATED JANUARY 1, 2000**

This Amendment is entered into by and between Xspedius Corp. (“Xspedius”) and BellSouth Telecommunications, Inc. (“BellSouth”) hereinafter referred to collectively as the “Parties,” to amend that certain Interconnection Agreement between the Parties dated January 1, 2000 (“Interconnection Agreement”).

WHEREAS, Xspedius has changed the name of said business to Xspedius, LLC (“Xspedius”), a limited liability corporation.

WHEREAS, the Parties desire that the Interconnection Agreement be amended to reflect the correct corporate entity name.

NOW, THEREFORE, in consideration of the mutual promises and covenants contained herein and other good and valuable consideration, the receipt and sufficiency of which are hereby acknowledged, the Parties hereby covenant and agree as follows:

1. The name of Xspedius Corp. in the Interconnection Agreement is hereby deleted throughout the Interconnection Agreement and replaced with Xspedius, LLC.
2. All of the other provisions of the Interconnection Agreement, dated January 1, 2000, shall remain in full force and effect.
3. Either or both of the Parties is authorized to submit this Amendment to each Public Service Commission for approval subject to Section 252(e) of the Telecommunications Act of 1996.

IN WITNESS WHEREOF, the Parties hereto have caused this Amendment to be executed by their respective duly authorized representatives on the date indicated below.

Xspedius, LLC

BellSouth Telecommunications, Inc.

Original On File
Signature

Original On File
Signature

Daniel D. Lensgraf
Name

Elizabeth R. A. Shiroishi
Name

CFO
Title

Assistant Director
Title

11/18/2002
Date

11/19/2002
Date