

SCHEDULE I

GAS COST RECOVERY RATE SUMMARY

<u>Component</u>	<u>Unit</u>	<u>Amount</u>
Expected Gas Cost (EGC)	\$/Mcf	\$8.0817
Refund Adjustment (RA)	\$/Mcf	\$0.0000
Actual Adjustment (AA)	\$/Mcf	\$0.5839
Balance Adjustment (BA)	\$/Mcf	\$0.0000
Gas Cost Recovery Rate (GCR)	\$/Mcf	\$8.6656

Rates to be effective for service rendered from June 28, 2026

A. EXPECTED GAS COST CALCULATION	<u>Unit</u>	<u>Amount</u>
Total Expected Gas Cost (Sch II)	\$/Mcf	\$322,287.63
/Sales for the 12 months ended March 31, 2026	\$/Mcf	39,878.50
Expected Gas Cost	\$/Mcf	\$8.0817

B. REFUND ADJUSTMENT CALCULATION	<u>Unit</u>	<u>Amount</u>
Supplier Refund Adjustment for Reporting Period (Sch III)	\$/Mcf	\$0.0000
+Previous Quarter Supplier Refund Adjustment	\$/Mcf	\$0.0000
+Second Previous Quarter Supplier Refund Adjustment	\$/Mcf	\$0.0000
+Third Previous Quarter Supplier Refund Adjustment	\$/Mcf	\$0.0000
=Refund Adjustment (RA)	\$ Mcf	\$0.0000

C. ACTUAL ADJUSTMENT CALCULATION	<u>Unit</u>	<u>Amount</u>
Actual Adjustment for the Reporting Period (Sch IV)	\$/Mcf	\$0.7424
+Previous Quarter Reported Actual Adjustment	\$/Mcf	(\$0.0588)
+Second Previous Quarter Reported Actual Adjustment	\$/Mcf	(\$0.0850)
+Third Previous Quarter Reported Actual Adjustment	\$/Mcf	(\$0.0147)
=Actual Adjustment (AA)	\$ Mcf	\$0.5839

D. BALANCE ADJUSTMENT CALCULATION	<u>Unit</u>	<u>Amount</u>
Balance Adjustment for the Reporting Period (Sch V)	\$/Mcf	\$0.0000
+Previous Quarter Reported Balance Adjustment	\$/Mcf	\$0.0000
+Second Previous Quarter Reported Balance Adjustment	\$/Mcf	\$0.0000
+Third Previous Quarter Reported Balance Adjustment	\$/Mcf	\$0.0000
=Balance Adjustment (BA)	\$ Mcf	\$0.0000

SCHEDULE II
EXPECTED GAS COST

Actual Mcf Purchases for 12 months ended		<u>March 31, 2026</u>			
(1)	(2)	(3)	(4)	(5)	(6)
Supplier	Dth	Btu Conversion Factor	Mcf	Rate	(4) x (5) Cost
Petrol Energy, LLC	43,083	1.072	40,190.00	\$5.4671	\$219,722.75
Apache Gas Transmission	43,083	1.072	40,190.00	\$2.5520	\$102,564.88
					\$0.00
					\$0.00
					\$0.00
					\$0.00
					\$0.00

Totals			40,190.00	\$8.0191	\$322,287.63
--------	--	--	-----------	----------	--------------

Line loss for 12 months ended March 31, 2026 is based on purchases of 40,190.00 Mcf
and sales of 39,878.50 Mcf. From Bill Report -> 0.78%

	<u>Unit</u>	<u>Amount</u>
Total Expected Cost of Purchases (6)		\$322,287.63
/ Mcf Purchases (4)		40,190.00
= Average Expected Cost Per Mcf Purchased		\$8.0191
x Allowable Mcf Purchases (must not exceed Mcf sales / .95)		40,190.00
= Total Expected Gas Cost (to Schedule IA)		\$322,287.63

SCHEDULE IV
ACTUAL ADJUSTMENT

For the three months ending: 3/31/2026

Particulars	Unit	January	February	March
Cost of Gas From Supplier	\$	\$ 102,036.24	\$ 42,509.32	\$ 17,898.14
Total Supply Volumes Purchased per TETCO	Mcf	10,863	6,304	3,142
Apache Gas Transmission rate		2.5520	2.5520	2.5520
Total Cost of Volumes Purchased	\$	\$129,758.62	\$58,597.13	\$25,916.52
actually charged				
EGC in Effect for Month	\$/Mcf	\$9.0928	\$9.0928	\$9.0928
Monthly Cost Difference	\$	\$ 30,983.53	\$ 1,276.12	\$ (2,653.05)
Total Cost Difference				
/ Sales for 12 months ended	31-Mar-26	Mcf		29,606.59
				39,878.50
= Actual Adjustment for the Reporting Period (to Sch IC)				0.7424


Total Purchases Expected Gas Cost

MCF from TETCO
Report

<u>Month</u>	<u>MCF Purchased</u>	<u>Expected Rate</u>	<u>Expected Cost</u>	<u>MCF Sales</u>
Apr-25	2,612	\$ 8.7344	\$ 22,814.25	2,645.8
May-25	1,304	\$ 8.7344	\$ 11,389.66	1,191.9
Jun-25	924	\$ 8.7344	\$ 8,070.59	1,238.5
Jul-25	841	\$ 9.6513	\$ 8,116.74	726.9
Aug-25	915	\$ 9.6513	\$ 8,830.94	876.3
Sep-25	919	\$ 9.6513	\$ 8,869.54	995.9
Oct-25	2,244	\$ 9.1309	\$ 20,489.74	2,153.5
Nov-25	3,699	\$ 9.1309	\$ 33,775.20	3,972.4
Dec-25	6,423	\$ 9.1309	\$ 58,647.77	5,766.5
Jan-26	10,863	\$ 9.0928	\$ 98,775.09	9,028.0
Feb-26	6,304	\$ 9.0928	\$ 57,321.01	6,716.9
Mar-26	3,142	\$ 9.0928	\$ 28,569.58	4,565.9
Total	40,190		\$ 365,670.11	39,879

Petrol Energy Invoices

Jan-26 \$102,036.24
 Feb-26 \$42,509.32
 Mar-26 \$17,898.14



Texas Eastern Transmission, LP
Station Daily Volume Report



Station: 72536 - Kentucky Energy - Metcalfe, KY

Period: 1/1/2026 To 1/31/2026 Closed Date: 2/6/2026 3:52 PM

Analyst: Zachary Teykl

Phone:

Gas Date	Vol @ 14.730 PSI (MCF)	BTU (BTU(IT)/CF)	Energy (MMBTU(IT))
1/01/2026	257	1078.908	277
1/02/2026	235	1078.243	254
1/03/2026	271	1076.068	291
1/04/2026	281	1074.885	302
1/05/2026	203	1074.164	218
1/06/2026	163	1074.009	175
1/07/2026	185	1075.721	199
1/08/2026	121	1076.365	131
1/09/2026	132	1073.997	142
1/10/2026	246	1073.778	264
1/11/2026	387	1073.035	416
1/12/2026	379	1071.823	406
1/13/2026	252	1072.029	270
1/14/2026	354	1071.708	380
1/15/2026	460	1071.872	493
1/16/2026	310	1074.117	333
1/17/2026	353	1074.896	379
1/18/2026	408	1075.934	439
1/19/2026	467	1075.842	502
1/20/2026	481	1074.929	517
1/21/2026	315	1074.824	338
1/22/2026	344	1076.278	370
1/23/2026	450	1078.528	486
1/24/2026	486	1079.526	524
1/25/2026	473	1078.897	511
1/26/2026	524	1076.474	564
1/27/2026	517	1078.343	557
1/28/2026	458	1076.761	493
1/29/2026	411	1077.925	443
1/30/2026	453	1078.383	489
1/31/2026	487	1077.533	525
Total	10,863	N/A	11,688
Daily Avg	350	1,075.671	377
Daily Min	121	1,071.708	131
Daily Max	524	1,079.526	564

**Texas Eastern Transmission, LP
Station Daily Volume Report**



Station: 72536 - Kentucky Energy - Metcalfe, KY

Period: 2/1/2026 To 2/28/2026 **Closed Date:** 3/6/2026 11:42 AM

Analyst: Zachary Teykl

Phone:

Gas Date	Vol @ 14.730 PSI (MCF)	BTU (BTU(IT)/CF)	Energy (MMBTU(IT))
2/01/2026	435	1077.367	468
2/02/2026	436	1079.659	471
2/03/2026	335	1074.540	360
2/04/2026	379	1073.390	407
2/05/2026	388	1073.826	417
2/06/2026	312	1075.233	336
2/07/2026	391	1075.895	420
2/08/2026	356	1074.330	382
2/09/2026	225	1075.710	242
2/10/2026	107	1075.937	115
2/11/2026	204	1074.268	219
2/12/2026	219	1075.232	236
2/13/2026	168	1075.659	181
2/14/2026	141	1075.569	152
2/15/2026	161	1073.869	172
2/16/2026	132	1072.945	141
2/17/2026	81	1073.279	87
2/18/2026	80	1074.504	86
2/19/2026	63	1074.937	68
2/20/2026	99	1074.443	107
2/21/2026	162	1073.293	174
2/22/2026	302	1072.433	324
2/23/2026	333	1073.513	357
2/24/2026	234	1074.105	251
2/25/2026	138	1074.715	148
2/26/2026	167	1074.135	179
2/27/2026	152	1074.891	163
2/28/2026	104	1075.426	111
Total	6,304	N/A	6,774
Daily Avg	225	1,074.754	242
Daily Min	63	1,072.433	68
Daily Max	436	1,079.659	471

Texas Eastern Transmission, LP
Station Daily Volume Report



Station: 72536 - Kentucky Energy - Metcalfe, KY

Period: 3/1/2026 To 3/31/2026 Closed Date: 4/7/2026 1:54 PM

Analyst: Zachary Teykl

Phone:

Gas Date	Vol @ 14.730 PSI (MCF)	BTU (BTU(IT)/CF)	Energy (MMBTU(IT))
3/01/2026	108	1074.482	116
3/02/2026	151	1072.618	162
3/03/2026	83	1072.989	89
3/04/2026	45	1074.127	49
3/05/2026	53	1072.738	57
3/06/2026	40	1070.015	42
3/07/2026	45	1070.456	48
3/08/2026	67	1070.607	72
3/09/2026	54	1069.509	58
3/10/2026	43	1068.633	46
3/11/2026	68	1068.610	73
3/12/2026	140	1067.761	150
3/13/2026	119	1068.289	127
3/14/2026	87	1069.451	93
3/15/2026	69	1067.736	73
3/16/2026	246	1068.254	263
3/17/2026	242	1067.428	259
3/18/2026	226	1067.166	241
3/19/2026	144	1069.797	154
3/20/2026	79	1068.989	85
3/21/2026	66	1065.321	71
3/22/2026	52	1066.777	55
3/23/2026	123	1067.121	131
3/24/2026	121	1065.247	128
3/25/2026	74	1067.065	79
3/26/2026	54	1068.077	58
3/27/2026	166	1068.571	177
3/28/2026	184	1069.170	196
3/29/2026	90	1068.990	96
3/30/2026	53	1069.737	57
3/31/2026	50	1069.620	53
Total	3,142	N/A	3,358
Daily Avg	101	1,069.205	108
Daily Min	40	1,065.247	42
Daily Max	246	1,074.482	263

Burkesville Gas Company

Cycle Close-out Report

1/30/2026

Page 6

<u>Pump#</u>	<u>Current Usage</u>	<u>Number of Customers</u>	<u>Charge</u>
	9,028,900	281	\$160,861.88

Beginning Balance	(2,317.65)
Ending Balance	169,168.59
Balance For Period	171,486.24
Beginning Deposit Balance	29,115.00
Ending Deposit Balance	29,115.00
Deposit Balance For Period	0.00
Total Cash Sales Charge	0.00
Total Franchise Tax Charge	1,784.35
Total GAS Charge	160,861.88
Total Other Charge	0.00
Total Penalties Charge	2.30
Total PRP CHARGE Charge	899.50
Total Sales Tax Charge	3,262.27
Total School Tax Charge	4,825.94
Total Days Used	9,221.00

Burkesville Gas Company

Cycle Close-out Report

2/26/2026

Page 6

<u>Pump#</u>	<u>Current Usage</u>	<u>Number of Customers</u>	<u>Charge</u>
	6,716,900	282	\$120,367.17

Beginning Balance	18,867.46
Ending Balance	148,185.78
Balance For Period	129,318.32
Beginning Deposit Balance	29,015.00
Ending Deposit Balance	29,015.00
Deposit Balance For Period	0.00
Total Cash Sales Charge	0.00
Total Franchise Tax Charge	1,555.32
Total GAS Charge	120,367.17
Total Other Charge	0.00
Total Penalties Charge	0.00
Total PRP CHARGE Charge	902.50
Total Sales Tax Charge	2,882.27
Total School Tax Charge	3,611.06
Total Days Used	7,776.00

Burkesville Gas Company
Bill Total Report 4/1/2026

Bill Run: 974

Bills Printed 282
Drafts Processed 0
Owner Duplicates Processed 0

Units Used

$$5,141,300 - 56,5700 = 4,575,600 - 9,700 = 4,565,900$$

Previous Balances

GAS 1,914.41
Franchise Tax 92,327.68
School Tax 1,247.45
Sales Tax 2,770.01
Cash Sales 1,518.35
PRP CHARGE 0.00
Other 902.00
Penalties 0.00

$$92,327.68 - 9,899.78 = 82,427.90 - 177.12 = 82,250.78$$
$$1,247.45 - 148.50 = 1,098.95 - 2.66 = 1,096.29$$
$$2,770.01 - 296.99 = 2,473.02 - 5.31 = 2,467.71$$

Balances(Total Amount Due)

$$100,679.90 - 10,348.77 = 90,331.13 - 188.59 = 90,142.54$$

Invoice

Petrol Energy, LLC

13902 Twisting Ivy Lane

Cypress, Texas 77429

Email: petrolenergyllc@gmail.com

Ph: 281-743-0184

Bill To:
Burkesville 119 Upper River Street Burkesville, KY 42717

Date	Invoice No.
03/17/26	524

Due Date
04/01/26

Description	Quantity	Rate	Amount
TETCO M2. Jan 2026	11,688	8.73	102,036.24

Thank you for your business.	Total	\$102,036.24
------------------------------	--------------	--------------

Invoice

Petrol Energy, LLC

13902 Twisting Ivy Lane

Cypress, Texas 77429

Email: petrolenergyllc@gmail.com

Ph: 281-743-0184

Bill To:
Burkesville 119 Upper River Street Burkesville, KY 42717

Date	Invoice No.
03/17/26	525

Due Date
04/27/26

Description	Quantity	Rate	Amount
TETCO M2. Feb 2026	6,769	6.28	42,509.32

Thank you for your business.	Total	\$42,509.32
------------------------------	--------------	--------------------

Invoice

Petrol Energy, LLC

13902 Twisting Ivy Lane

Cypress, Texas 77429

Email: petrolenergyllc@gmail.com

Ph: 281-743-0184

Bill To:
Burkesville 119 Upper River Street Burkesville, KY 42717

Date	Invoice No.
04/23/26	530

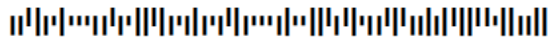
Due Date
05/25/26

Description	Quantity	Rate	Amount
TETCO M2. March 2026	3,358	5.33	17,898.14

Thank you for your business.	Total	\$17,898.14
------------------------------	--------------	-------------

FIRST & FARMERS NATIONAL BANK
 PO BOX 337
 BURKESVILLE KY 42717
 Tel: (270) 864-3311

APACHE GAS TRANSMISSION CO
 (ESCROW ACCOUNT)
 2718 WESLEY
 PO BOX 861
 GREENVILLE TX 75403



Statement Date: 01/30/2026

Account No.: ***** Page: 1

BUSINESS CHECKING SUMMARY

Type : REG Status : Active

Category	Number	Amount
Balance Forward From 12/31/25		103,110.62
Debits		0.00
Automatic Withdrawals	4	97,498.76
Automatic Deposits	1	2,568.79+
Ending Balance On 01/30/26		8,180.65
Average Balance (Ledger)	18,789.95+	

Direct Inquiries About Electronic Entries To:
 FIRST & FARMERS NATIONAL BANK
 PO BOX 337
 BURKESVILLE KY 42717
 Phone: (270) 864-3311

ALL CREDIT ACTIVITY

Date	Description	Amount
01/26/26	INTERNET TRANSFER FROM CHK 4080 TO CHK 7190084	2,568.79

ELECTRONIC DEBITS

Date	Description	Amount
01/02/26	KYHIGHLANDS RMAP LOAN PMT.	556.26
01/02/26	KHIC SBA 10 LOAN PMT.	755.48
01/02/26	KYHIGHLANDS IRP LOAN PMT.	1,187.02
01/05/26	LIVE OAK BANK ACH TRANS	95,000.00

DAILY BALANCE SUMMARY

Beginning Ledger Balance on 12/31/25 was 103,110.62

Date	Balance	Date	Balance	Date	Balance
01/02/26	100,611.86	01/05/26	5,611.86	01/26/26	8,180.65

FIRST & FARMERS NATIONAL BANK
PO BOX 337
BURKESVILLE KY 42717
Tel: (270) 864-3311

Statement Date: **01/30/2026**

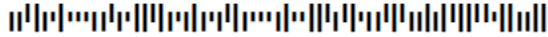
Account No.: ***** Page: **2**

This Statement Cycle Reflects 30 Days

A CHRISTMAS CLUB ACCOUNT IS A GREAT
WAY TO PUT SOMETHING ASIDE FOR NEXT YEAR.
OPEN YOURS TODAY!
WWW.FIRSTANDFARMERS.COM

FIRST & FARMERS NATIONAL BANK
 PO BOX 337
 BURKESVILLE KY 42717
 Tel: (270) 864-3311

APACHE GAS TRANSMISSION CO
 (ESCROW ACCOUNT)
 2718 WESLEY
 PO BOX 861
 GREENVILLE TX 75403



Statement Date: 02/27/2026

Account No.: ***** Page: 1

BUSINESS CHECKING SUMMARY

Type : REG Status : Active

Category	Number	Amount
Balance Forward From 01/30/26		8,180.65
Debits		0.00
Automatic Withdrawals	3	2,498.76
Automatic Deposits	1	3,517.88+
Ending Balance On 02/27/26		9,199.77
Average Balance (Ledger)	7,242.39+	

Direct Inquiries About Electronic Entries To:
 FIRST & FARMERS NATIONAL BANK
 PO BOX 337
 BURKESVILLE KY 42717
 Phone: (270) 864-3311

ALL CREDIT ACTIVITY

Date	Description	Amount
02/17/26	PRP FEES-INTERNET TRANSFER FROM CHK 4080 TO CHK 8743036	3,517.88

ELECTRONIC DEBITS

Date	Description	Amount
02/02/26	KYHIGHLANDS RMAP LOAN PMT.	556.26
02/02/26	KHIC SBA 10 LOAN PMT.	755.48
02/02/26	KYHIGHLANDS IRP LOAN PMT.	1,187.02

DAILY BALANCE SUMMARY

Beginning Ledger Balance on 01/30/26 was 8,180.65

Date	Balance	Date	Balance	Balance
02/02/26	5,681.89	02/17/26	9,199.77	

FIRST & FARMERS NATIONAL BANK
PO BOX 337
BURKESVILLE KY 42717
Tel: (270) 864-3311

Statement Date: **02/27/2026**

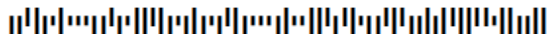
Account No.: ***** Page: **2**

This Statement Cycle Reflects 28 Days

WE WILL NEVER ASK YOU FOR YOUR ONLINE BANKING PASSWORD,
PIN, OR ONE-TIME CODES OVER THE PHONE. IF YOU RECEIVE
SUCH A REQUEST, HANG UP AND CALL THE BANK DIRECTLY.
WWW.FIRSTANDFARMERS.COM

FIRST & FARMERS NATIONAL BANK
 PO BOX 337
 BURKESVILLE KY 42717
 Tel: (270) 864-3311

APACHE GAS TRANSMISSION CO
 (ESCROW ACCOUNT)
 2718 WESLEY
 PO BOX 861
 GREENVILLE TX 75403



Statement Date: 03/31/2026

Account No.: ***** Page: 1

BUSINESS CHECKING SUMMARY

Type : REG Status : Active

Category	Number	Amount
Balance Forward From 02/27/26		9,199.77
Debits	1	5,697.00
Automatic Withdrawals	3	2,498.76
Automatic Deposits	1	2,850.40+
Ending Balance On 03/31/26		3,854.41
Average Balance (Ledger)	7,036.04+	

Direct Inquiries About Electronic Entries To:
 FIRST & FARMERS NATIONAL BANK
 PO BOX 337
 BURKESVILLE KY 42717
 Phone: (270) 864-3311

ALL CREDIT ACTIVITY

Date	Description	Amount
03/18/26	INTERNET TRANSFER FROM CHK 4080 TO CHK 4349670	2,850.40

ELECTRONIC DEBITS

Date	Description	Amount
03/02/26	KYHIGHLANDS RMAP LOAN PMT.	556.26
03/02/26	KHIC SBA 10 LOAN PMT.	755.48
03/02/26	KYHIGHLANDS IRP LOAN PMT.	1,187.02

CHECKS AND OTHER DEBITS

* indicates a gap in the check numbers

Date	Check #	Amount	Date	Check #	Amount	Date	Check #	Amount
03/26/26	995003	5,697.00						

FIRST & FARMERS NATIONAL BANK
PO BOX 337
BURKESVILLE KY 42717
Tel: (270) 864-3311

Statement Date: **03/31/2026**

Account No.: *****[REDACTED] Page: **2**

DAILY BALANCE SUMMARY

Beginning Ledger Balance on 02/27/26 was 9,199.77

Date	Balance	Date	Balance	Date	Balance		
03/02/26	6,701.01		03/18/26	9,551.41		03/26/26	3,854.41

This Statement Cycle Reflects 32 Days

WE WILL NEVER ASK YOU FOR YOUR ONLINE BANKING PASSWORD,
PIN, OR ONE-TIME CODES OVER THE PHONE. IF YOU RECEIVE
SUCH A REQUEST, HANG UP AND CALL THE BANK DIRECTLY.
WWW.FIRSTANDFARMERS.COM

