

COMMONWEALTH OF KENTUCKY
BEFORE THE PUBLIC SERVICE COMMISSION

In the Matter of:

AN ELECTRONIC EXAMINATION BY THE PUBLIC)	
SERVICE COMMISSION OF THE)	
ENVIRONMENTAL SURCHARGE MECHANISM)	
OF EAST KENTUCKY POWER COOPERATIVE,)	CASE NO.
INC. FOR THE SIX-MONTH PERIOD ENDING)	2026-00070
NOVEMBER 30, 2025, AND THE PASS-THROUGH)	
MECHANISM OF ITS SIXTEEN MEMBER)	
DISTRIBUTION COOPERATIVES.)	


South Kentucky Rural Electric Cooperative's Response to
the Commission's Staff First Data Request

Dated April 23, 2026

CERTIFICATE


STATE OF KENTUCKY)
COUNTY OF PULASKI)


Carrie Bessinger, Chief Financial Officer for South Kentucky Rural Electric Cooperative Inc., being duly sworn, states that she has supervised the preparation of the response of South Kentucky Rural Electric Cooperative to the Public Service Commissions Staff's Request for information in Case No. 2026-00070 dated April 23, 2026 and that the matters and thing set forth therein are true and accurate to the best of her knowledge, information, and belief formed after reasonable inquiry.



Carrie Bessinger

Subscribed and sworn before me on this 14th day of May 2026.





Notary Public

Request 2

Page 1 of 1

Witness: Carrie Bessinger

REQUEST:

This question is addressed to EKPC and the Member Cooperatives. For each of the Member Cooperatives, prepare a summary schedule showing the Member Cooperative's pass-through revenue requirement for the months corresponding with the two-year review. Include a calculation of any additional over- or under-recovery amount the Member Cooperative believes needs to be recognized for the two-year review. Provide the schedule and all supporting calculations and documentation in Excel spreadsheet format with all formulas, columns, and rows unprotected and fully accessible.

RESPONSE:

Please refer to EKPC's response to request No. 2 of the Commission Staff's First Request for Information dated April 23, 2026.

Request 6

Page 1 of 1

Witness: Carrie Bessinger

REQUEST:

This question is addressed to each of the Member Cooperatives. For your particular Member Cooperative, provide the actual average residential customer's monthly usage for the 12 months ending November 30, 2025. Based on this usage amount, provide the dollar impact any over- or under-recovery will have on the average residential customer's monthly bill for the requested recovery period.

RESPONSE:

Please refer to Exhibit A for the average residential customer's monthly usage and the calculation of the dollar impact South Kentucky RECC's over-recovery will have on the average residential customer's monthly bill.

South Kentucky RECC
Average Residential Consumer's Usage

	<u># Customers</u>	<u>kWh</u>
Dec 2024	65,029	79,241,547
Jan	65,031	101,586,752
Feb	65,183	108,469,377
Mar	65,177	78,761,402
Apr	65,187	55,642,326
May	65,228	45,832,119
Jun	65,308	50,642,701
Jul	65,443	70,839,696
Aug	65,471	74,508,745
Sep	65,664	58,908,861
Oct	65,587	48,388,050
Nov 2025	<u>65,466</u>	<u>54,002,489</u>
Totals	<u>783,774</u>	<u>826,824,065</u>
Average Residential Usage		<u>1,055</u>

South Kentucky RECC

Impact on Average Residential Customer's Bill

Average Residential Account:	Actual	
	Rate	Bill Amount
Consumer Charge	\$24.04	\$24.04
kWh Charge	\$0.10822	
kWh Average Monthly Usage	1,055	\$114.17
Fuel Adjustment	-\$0.00805	-\$8.49
		\$129.72
*Environmental Monthly Charge	15.13%	\$19.62
School Tax	3.00%	\$4.48
Total Monthly Bill		\$153.82

*Based on Page 4 of 5 Rate.

Average Residential Account:	6 Month Recovery	
	Rate	Bill Amount
Consumer Charge	\$24.04	\$24.04
kWh Charge	\$0.10822	
kWh Average Monthly Usage	1,055	\$114.17
Fuel Adjustment	-\$0.00805	-\$8.49
		\$129.72
*Environmental Monthly Charge	14.63%	\$18.98
School Tax	3.00%	\$4.46
Total Monthly Bill		\$153.16
	Impact	-\$0.66

*Based on Page 5 of 5 Rate.

Monthly Recovery of \$58,560

Over Recovery \$351,358/6

South Kentucky - Calculation of (Over)/Under Recovery						
Line No.	Month & Year	EKPC Invoice Month recorded Member's Books	Billed to Retail Consumer & recorded on Member's Books	Monthly (Over) or Under	Cumulative (Over) or Under	
		(2)	(3)	(4)	(5)	
1	Previous (Over)/Under-Recovery Remaining to be Amortized					
1a	From Case No. 2025-00013 (Over)/Under-Recovery					(\$1,038,492)
1b	From Case No. 2025-00266 (Over)/Under-Recovery					\$46,770
1c	Total Previous (Over)/Under-Recovery					(\$991,722)
2	Jul-25	\$2,191,697	\$1,787,545	\$404,152	(\$587,570)	
3	Aug-25	\$1,720,048	\$2,096,606	(\$376,558)	(\$964,128)	
4	Sep-25	\$1,039,146	\$1,703,448	(\$664,302)	(\$1,628,430)	
5	Oct-25	\$1,121,580	\$1,106,490	\$15,090	(\$1,613,340)	
6	Nov-25	\$1,624,882	\$1,324,251	\$300,631	(\$1,312,709)	
7	Dec-25	\$2,818,918	\$1,810,797	\$1,008,121	(\$304,588)	
Post Review	Jan-26	\$2,894,546	\$2,434,075	\$460,471	\$155,883	
	Feb-26	\$1,435,758	\$2,854,975	(\$1,419,217)	(\$1,263,334)	
Less Adjustment for Order amounts remaining to be amortized at end of review period December 2025						
8		Amount Per Case Order Remaining to be Amortized at beginning of Review Period	Amortization of Previous (Over)/Under Recoveries During Review Period		Amount Per Case Order Remaining to be Amortized at end of Review Period	
8a	From Case No. 2025-00013 Recovery	\$1,038,492	(\$1,038,492)		\$0	
8b	From Case No. 2025-00266 Recovery	(\$46,770)	\$0		(\$46,770)	
8c	Total Order amounts remaining - Over/(Under):					(\$46,770)
9	Cumulative six month (Over)/Under-Recovery [Cumulative net of remaining Case amortizations (Ln 7&8c)]					(\$351,358)
10	Monthly recovery (per month for six months)					(\$58,560)
Reconciliation:						
11	Previous (Over)/Under-Recovery Remaining to be Amortized, beginning of Review Period					(\$991,722)
12	Previous (Over)/Under-Recovery Remaining to be Amortized, ending of Review Period					(\$46,770)
13	Total Amortization during Review Period					(\$1,038,492)
14	(Over)/Under-Recovery from Column 5, Line 9					(\$351,358)
15	Less: Total Monthly (Over)/Under-Recovery for Review Period (Column 4, Lines 2 thru 7)					\$687,134
16	Difference					(\$1,038,492)

Amortization Detail, Column 3, Line 8:

Month & Year	Case No. 2025-00013
Jul-25	(\$173,082)
Aug-25	(\$173,082)
Sep-25	(\$173,082)
Oct-25	(\$173,082)
Nov-25	(\$173,082)
Dec-25	(\$173,082)
Totals	(\$1,038,492)

East Kentucky Power Cooperative, Inc. - Distribution Cooperatives
 Pass Through Mechanism Report for South Kentucky RECC

Exhibit A
 Page 4 of 5
 Actual

For the Month Ending August 2025

	(1)	(2)	(3)	(4)	(6)	(7)	(8)	(9)	(10)	(11)	(13)	(14)	(15)
Surcharge Factor Expense Month	EKPC CESF %	EKPC BESF %	EKPC MESF %	EKPC Monthly Revenues from Sales to South Kentucky	EKPC Net Monthly Sales to South Kentucky	EKPC 12-months Ended Average Monthly Revenue from Sales to South Kentucky	South Kentucky Revenue Requirement	Amortization of (Over)/Under Recovery	South Kentucky Net Revenue Requirement	South Kentucky Total Monthly Retail Revenues	South Kentucky Net Monthly Retail Revenues	12-months ended Avg. Retail Revenues, Net	South Kentucky Pass Through Mechanism Factor
			Col. (1) - Col. (2)		Col. (4) - Col. (5)		Col. (3) x Col. (7)		Col. (8) + Col. (9)		Col. (11) - Col. (12)		Col. (10) / Col. (14)
Apr-24	18.14%	0.34%	17.80%	\$ 5,633,197	\$ 5,633,197	\$ 469,433	\$ 83,559	\$ 143,972	\$ 227,531	\$ 10,713,116	\$ 10,713,116	\$ 892,760	13.72%
May-24	21.90%	0.34%	21.56%	\$ 6,343,575	\$ 6,343,575	\$ 998,064	\$ 215,183	\$ 143,972	\$ 359,155	\$ 9,491,408	\$ 9,491,408	\$ 1,683,710	16.36%
Jun-24	20.06%	0.34%	19.72%	\$ 7,670,122	\$ 7,670,122	\$ 1,637,241	\$ 322,864	\$ 143,972	\$ 466,836	\$ 9,515,168	\$ 9,515,168	\$ 2,476,641	15.28%
Jul-24	17.84%	0.34%	17.50%	\$ 8,161,886	\$ 8,161,886	\$ 2,317,398	\$ 405,545	\$ 143,972	\$ 549,517	\$ 12,237,485	\$ 12,237,485	\$ 3,496,431	13.75%
Aug-24	17.97%	0.34%	17.63%	\$ 7,990,063	\$ 7,990,063	\$ 2,983,237	\$ 525,945	\$ 143,970	\$ 669,915	\$ 11,602,060	\$ 11,602,060	\$ 4,463,270	13.70%
Sep-24	18.32%	0.34%	17.98%	\$ 7,372,224	\$ 7,372,224	\$ 3,597,589	\$ 646,846	\$ -	\$ 646,846	\$ 10,472,862	\$ 10,472,862	\$ 5,336,008	12.67%
Oct-24	19.45%	0.34%	19.11%	\$ 5,884,066	\$ 5,884,066	\$ 4,087,928	\$ 781,203	\$ -	\$ 781,203	\$ 10,132,526	\$ 10,132,526	\$ 6,180,385	13.40%
Nov-24	22.98%	0.34%	22.64%	\$ 6,828,870	\$ 6,828,870	\$ 4,657,000	\$ 1,054,345	\$ -	\$ 1,054,345	\$ 9,955,504	\$ 9,955,504	\$ 7,010,011	15.61%
Dec-24	21.01%	0.34%	20.67%	\$ 9,417,354	\$ 9,417,354	\$ 5,441,780	\$ 1,124,816	\$ -	\$ 1,124,816	\$ 12,475,048	\$ 12,475,048	\$ 8,049,598	14.35%
Jan-25	15.94%	0.34%	15.60%	\$ 13,472,348	\$ 13,472,348	\$ 6,564,475	\$ 1,024,058	\$ -	\$ 1,024,058	\$ 14,413,932	\$ 14,413,932	\$ 9,250,759	10.96%
Feb-25	9.18%	0.34%	8.84%	\$ 12,415,760	\$ 12,415,760	\$ 7,599,122	\$ 671,762	\$ -	\$ 671,762	\$ 15,488,737	\$ 15,488,737	\$ 10,541,487	6.42%
Mar-25	12.55%	0.34%	12.21%	\$ 8,580,773	\$ 8,580,773	\$ 8,314,187	\$ 1,015,162	\$ -	\$ 1,015,162	\$ 12,732,460	\$ 12,732,460	\$ 11,602,525	8.87%
Apr-25	18.65%	0.34%	18.31%	\$ 6,529,170	\$ 6,529,170	\$ 8,388,851	\$ 1,535,999	\$ -	\$ 1,535,999	\$ 11,814,438	\$ 11,814,438	\$ 11,694,302	13.24%
May-25	21.81%	0.34%	21.47%	\$ 5,716,400	\$ 5,716,400	\$ 8,336,586	\$ 1,789,865	\$ -	\$ 1,789,865	\$ 9,650,859	\$ 9,650,859	\$ 11,707,590	15.31%
Jun-25	24.99%	0.34%	24.65%	\$ 7,291,702	\$ 7,291,702	\$ 8,305,051	\$ 2,047,195	\$ -	\$ 2,047,195	\$ 10,204,693	\$ 10,204,693	\$ 11,765,050	17.49%
Jul-25	22.85%	0.34%	22.51%	\$ 8,891,260	\$ 8,891,260	\$ 8,365,833	\$ 1,883,149	\$ (173,082)	\$ 1,710,067	\$ 11,674,732	\$ 11,674,732	\$ 11,718,154	14.54%
Aug-25	17.73%	0.34%	17.39%	\$ 7,641,268	\$ 7,641,268	\$ 8,336,766	\$ 1,449,764	\$ (173,082)	\$ 1,276,682	\$ 11,987,479	\$ 11,987,479	\$ 11,750,273	10.89%
Sep-25	21.26%	0.34%	20.92%	\$ 5,975,538	\$ 5,975,538	\$ 8,220,376	\$ 1,719,703	\$ (173,082)	\$ 1,546,621	\$ 11,715,768	\$ 11,715,768	\$ 11,853,848	13.16%
Oct-25	23.67%	0.34%	23.33%	\$ 5,361,260	\$ 5,361,260	\$ 8,176,809	\$ 1,907,649	\$ (173,082)	\$ 1,734,567	\$ 10,167,347	\$ 10,167,347	\$ 11,856,750	14.63%
Nov-25	27.09%	0.34%	26.75%	\$ 6,885,655	\$ 6,885,655	\$ 8,181,541	\$ 2,188,308	\$ (173,082)	\$ 2,015,226	\$ 10,063,068	\$ 10,063,068	\$ 11,865,714	17.00%
Dec-25	24.12%	0.34%	23.78%	\$ 10,538,005	\$ 10,538,005	\$ 8,274,928	\$ 1,967,778	\$ (173,082)	\$ 1,794,696	\$ 12,377,554	\$ 12,377,554	\$ 11,857,589	15.13%
Jan-26	11.25%	0.34%	10.91%	\$ 12,172,196	\$ 12,172,196	\$ 8,166,582	\$ 890,974	\$ 7,795	\$ 898,769	\$ 14,319,500	\$ 14,319,500	\$ 11,849,720	7.58%
Feb-26	8.66%	0.34%	8.32%	\$ 13,160,029	\$ 13,160,029	\$ 8,228,605	\$ 684,620	\$ 7,795	\$ 692,415	\$ 18,883,186	\$ 18,883,186	\$ 12,132,590	5.84%
Mar-26	13.67%	0.34%	13.33%	\$ 9,417,916	\$ 9,417,916	\$ 8,298,367	\$ 1,106,172	\$ 7,795	\$ 1,113,967	\$ 12,288,752	\$ 12,288,752	\$ 12,095,615	9.18%

East Kentucky Power Cooperative, Inc. - Distribution Cooperatives
 Pass Through Mechanism Report for South Kentucky RECC

Exhibit A
 Page 5 of 5
 6-month recovery

For the Month Ending August 2025

	(1)	(2)	(3)	(4)	(6)	(7)	(8)	(9)	(10)	(11)	(13)	(14)	(15)
Surcharge Factor Expense Month	EKPC CESF %	EKPC BESF %	EKPC MESF %	EKPC Monthly Revenues from Sales to South Kentucky	EKPC Net Monthly Sales to South Kentucky	EKPC 12-months Ended Average Monthly Revenue from Sales to South Kentucky	South Kentucky Revenue Requirement	Amortization of (Over)/Under Recovery	South Kentucky Net Revenue Requirement	South Kentucky Total Monthly Retail Revenues	South Kentucky Net Monthly Retail Revenues	12-months ended Avg. Retail Revenues, Net	South Kentucky Pass Through Mechanism Factor
			Col. (1) - Col. (2)		Col. (4) - Col. (5)		Col (3) x Col (7)		Col (8) + Col (9)		Col. (11) - Col. (12)		Col (10) / Col (14)
Apr-24	18.14%	0.34%	17.80%	\$ 5,633,197	\$ 5,633,197	\$ 469,433	\$ 83,559	\$ 143,972	\$ 227,531	\$ 10,713,116	\$ 10,713,116	\$ 892,760	13.72%
May-24	21.90%	0.34%	21.56%	\$ 6,343,575	\$ 6,343,575	\$ 998,064	\$ 215,183	\$ 143,972	\$ 359,155	\$ 9,491,408	\$ 9,491,408	\$ 1,683,710	16.36%
Jun-24	20.06%	0.34%	19.72%	\$ 7,670,122	\$ 7,670,122	\$ 1,637,241	\$ 322,864	\$ 143,972	\$ 466,836	\$ 9,515,168	\$ 9,515,168	\$ 2,476,641	15.28%
Jul-24	17.84%	0.34%	17.50%	\$ 8,161,886	\$ 8,161,886	\$ 2,317,398	\$ 405,545	\$ 143,972	\$ 549,517	\$ 12,237,485	\$ 12,237,485	\$ 3,496,431	13.75%
Aug-24	17.97%	0.34%	17.63%	\$ 7,990,063	\$ 7,990,063	\$ 2,983,237	\$ 525,945	\$ 143,970	\$ 669,915	\$ 11,602,060	\$ 11,602,060	\$ 4,463,270	13.70%
Sep-24	18.32%	0.34%	17.98%	\$ 7,372,224	\$ 7,372,224	\$ 3,597,589	\$ 646,846	\$ -	\$ 646,846	\$ 10,472,862	\$ 10,472,862	\$ 5,336,008	12.67%
Oct-24	19.45%	0.34%	19.11%	\$ 5,884,066	\$ 5,884,066	\$ 4,087,928	\$ 781,203	\$ -	\$ 781,203	\$ 10,132,526	\$ 10,132,526	\$ 6,180,385	13.40%
Nov-24	22.98%	0.34%	22.64%	\$ 6,828,870	\$ 6,828,870	\$ 4,657,000	\$ 1,054,345	\$ -	\$ 1,054,345	\$ 9,955,504	\$ 9,955,504	\$ 7,010,011	15.61%
Dec-24	21.01%	0.34%	20.67%	\$ 9,417,354	\$ 9,417,354	\$ 5,441,780	\$ 1,124,816	\$ -	\$ 1,124,816	\$ 12,475,048	\$ 12,475,048	\$ 8,049,598	14.35%
Jan-25	15.94%	0.34%	15.60%	\$ 13,472,348	\$ 13,472,348	\$ 6,564,475	\$ 1,024,058	\$ -	\$ 1,024,058	\$ 14,413,932	\$ 14,413,932	\$ 9,250,759	10.96%
Feb-25	9.18%	0.34%	8.84%	\$ 12,415,760	\$ 12,415,760	\$ 7,599,122	\$ 671,762	\$ -	\$ 671,762	\$ 15,488,737	\$ 15,488,737	\$ 10,541,487	6.42%
Mar-25	12.55%	0.34%	12.21%	\$ 8,580,773	\$ 8,580,773	\$ 8,314,187	\$ 1,015,162	\$ -	\$ 1,015,162	\$ 12,732,460	\$ 12,732,460	\$ 11,602,525	8.87%
Apr-25	18.65%	0.34%	18.31%	\$ 6,529,170	\$ 6,529,170	\$ 8,388,851	\$ 1,535,999	\$ -	\$ 1,535,999	\$ 11,814,438	\$ 11,814,438	\$ 11,694,302	13.24%
May-25	21.81%	0.34%	21.47%	\$ 5,716,400	\$ 5,716,400	\$ 8,336,586	\$ 1,789,865	\$ -	\$ 1,789,865	\$ 9,650,859	\$ 9,650,859	\$ 11,707,590	15.31%
Jun-25	24.99%	0.34%	24.65%	\$ 7,291,702	\$ 7,291,702	\$ 8,305,051	\$ 2,047,195	\$ -	\$ 2,047,195	\$ 10,204,693	\$ 10,204,693	\$ 11,765,050	17.49%
Jul-25	22.85%	0.34%	22.51%	\$ 8,891,260	\$ 8,891,260	\$ 8,365,833	\$ 1,883,149	\$ (173,082)	\$ 1,710,067	\$ 11,674,732	\$ 11,674,732	\$ 11,718,154	14.54%
Aug-25	17.73%	0.34%	17.39%	\$ 7,641,268	\$ 7,641,268	\$ 8,336,766	\$ 1,449,764	\$ (173,082)	\$ 1,276,682	\$ 11,987,479	\$ 11,987,479	\$ 11,750,273	10.89%
Sep-25	21.26%	0.34%	20.92%	\$ 5,975,538	\$ 5,975,538	\$ 8,220,376	\$ 1,719,703	\$ (173,082)	\$ 1,546,621	\$ 11,715,768	\$ 11,715,768	\$ 11,853,848	13.16%
Oct-25	23.67%	0.34%	23.33%	\$ 5,361,260	\$ 5,361,260	\$ 8,176,809	\$ 1,907,649	\$ (173,082)	\$ 1,734,567	\$ 10,167,347	\$ 10,167,347	\$ 11,856,750	14.63%
Nov-25	27.09%	0.34%	26.75%	\$ 6,885,655	\$ 6,885,655	\$ 8,181,541	\$ 2,188,308	\$ (173,082)	\$ 2,015,226	\$ 10,063,068	\$ 10,063,068	\$ 11,865,714	17.00%
Dec-25	24.12%	0.34%	23.78%	\$ 10,538,005	\$ 10,538,005	\$ 8,274,928	\$ 1,967,778	\$ (231,642)	\$ 1,736,136	\$ 12,377,554	\$ 12,377,554	\$ 11,857,589	14.63%
Jan-26	11.25%	0.34%	10.91%	\$ 12,172,196	\$ 12,172,196	\$ 8,166,582	\$ 890,974	\$ 7,795	\$ 898,769	\$ 14,319,500	\$ 14,319,500	\$ 11,849,720	7.58%
Feb-26	8.66%	0.34%	8.32%	\$ 13,160,029	\$ 13,160,029	\$ 8,228,605	\$ 684,620	\$ 7,795	\$ 692,415	\$ 18,883,186	\$ 18,883,186	\$ 12,132,590	5.84%
Mar-26	13.67%	0.34%	13.33%	\$ 9,417,916	\$ 9,417,916	\$ 8,298,367	\$ 1,106,172	\$ 7,795	\$ 1,113,967	\$ 12,288,752	\$ 12,288,752	\$ 12,095,615	9.18%