


PURCHASED WATER ADJUSTMENT FOR WATER DISTRICTS AND WATER ASSOCIATIONS (807 KAR 5:068)			
Name of Utility		North McLean County Water District	
Date		12/15/2025	
Address		217 Hill street, PO Box 68	
City, State, Zip		Livermore, KY 42352	42352
Telephone Number		270-278-2800	
Email Address		<a href="mailto:nmcleanwater@bellsouth.net">nmcleanwater@bellsouth.net</a>	
1.a. Name of all wholesale suppliers and the base (current) rate and changed rate of each. In the event the water purchased is billed by the supplier on a rate that is not a flat rate schedule, the entire rate schedule must be shown. Attach additional sheets if necessary.			
Supplier(s)		Base Rate	Changed Rate
McLean County Regional		3.92 per 1,000 gallons	4.07 per 1,000 gallons
Daviess County Water District		4.17 per 1,000 gallons	No Change
Ohio County Water District		3.29 per 1,000 gallons	No Change
1.b. A copy of the supplier's notice of the changed rate showing the effective date of the increase is attached as Exhibit			
2. Twelve-month period upon which the purchased water adjustment is based. (This twelve-month period must end within 90 days of this filing).			
From	November 2024	through	October 2025
	(month and year)		(month and year)
3. Statement of water purchases. Where water is purchased from more than one supplier, purchases from each supplier must be shown separately. If water is purchased through a declining block rate schedule, purchases for each month must be shown. Attach an additional sheet if necessary.			

Supplier(s)	Gallons Purchased during 12 month period
McLean County Regional	116,897,000
Daviess County Water District	4,770,000
Ohio County Water District	0
TOTAL PURCHASES	121,667,000
4. Total gallons sold for the 12 month period	102,944,455
5. Increased water cost	\$17,534.55
<p>The increased water cost is the cost difference between purchases at base (current rate) and purchases at new rate. The calculation and all supporting documents used to determine the change in purchased water costs sufficient to determine the accuracy of the calculation is attached as Exhibit</p>	
6. Purchased water adjustment factor	\$0.17
<p>The purchased water adjustment factor is obtained by dividing the increased cost of water by the total gallons sold.</p> <p>Note: The purchased water adjustment factor is added to each thousand gallons sold. If the minimum usage is 2,000 gallons then the purchased water adjustment factor would be added to the minimum bill twice.</p>	
7. A schedule listing the current and proposed rates is attached as Exhibit	
8. A copy of the resolution or other document of the utility's governing body authorizing the proposed rates is attached as Exhibit	
9. Proposed effective date	January 1, 2026
	
Signature of Utility Officer	
Office Manager	
Title	

## **EXHIBIT A**

RESOLUTION OF  
THE MCLEAN COUNTY REGIONAL WATER COMMISSION  
ADJUSTING THE RATES FOR WHOLESALE WATER SERVICE

Whereas, the wholesale water rates previously established by McLean County Regional Water Commission ("Commission") have proven inadequate because of inflation, increased costs for supplies and replacement parts, and wage rates that are below competitive rates for Water Plant Operator; and

Whereas, the Commission has been receiving insufficient revenue to fully fund the accounts established to pay the principal and interest on its debt and to fund the other accounts to ensure that it can adequately provide for the operation and maintenance of its system and establish an adequate reserve for contingencies; and

Whereas, the Commission is required by KRS 74.480(2) to establish charges and rates for water supplied to those cities and the water district which the Commission represents and serves and which the Commission deems to be sufficient at all times:

1. To pay the principal and interest on the revenue bonds issued by the Commission under the provisions of KRS 74.420 to 74.520;
2. To pay the cost of operation and maintenance of the sources of supply of water; and
3. To provide for an adequate fund for renewals, replacements, and reserves; and

Whereas, Section 501 of the Commission's Bond Resolution for the 2016 Series provides that the Commission shall revise the rates and charges sufficiently to provide the funds to pay debt service requirements on all outstanding Bonds, to accumulate and maintain all required reserves enumerated in the Bond Resolution, and to pay the operating expenses for the system; and



Whereas, the Commission is required to make adjustments to the rates for wholesale water purchases so they are sufficient to meet the requirements of KRS 74.480(2) and Section 501 of the Bond Resolution;

Now, Therefore, the Commission resolves as follows:

The Commission establishes adjustments to the rates to be charged for wholesale water provided by the Commission to the Cities of Calhoun, Island, Livermore, and Sacramento, and the North McLean County Water District, in the amounts and on the effective dates as follows:

Beginning on the first day of March, 2025: \$ 3.92 per 1,000 gallons

Beginning on the first day of January 2026: \$ 4.07 per 1,000 gallons

The Commission also authorizes and requests the Chairman to submit a report of the rate adjustment to provide notice of the increase to the Chairman of the North McLean County Water District and to perform any and all acts as may be necessary to effectuate the rate adjustment.

This 27th day of January, 2025.

Stephen Rigg  
St. Paul  
Christen Baldwin

Chadwick Rafferty

I, Chad Rafferty, Secretary of the McLean County Regional Water Commission, certify that the foregoing is a true and correct copy of the resolution duly adopted by said Commission at its meeting on January 27, 2025.

This 27 day of January, 2025.

Chad Rafferty  
Chad Rafferty

## **EXHIBIT B**



<u>Water Suppliers</u>	<u>New Rate</u>	<u>Base Rate</u>
<b>McLean County Regional</b>		
Purchase in Gallons	116,897,000	116,897,000
Rate per 1,000	<u>\$4.07</u>	<u>\$3.92</u>
<b>Totals:</b>	<u>475,770.79</u>	<u>458,236.24</u>
Increased Water Cost:	\$17,534.55	

**Daviess County Water District**

Purchase in Gallons	4,770,000	4,770,000
Rate per 1,000	No Change	\$4.17

Increased Water Cost	\$17,534.55
Divided by gallons sold/1,000	<u>102,944,455</u>
Purchased Water Adj. Factor	\$ 0.17 per 1,000 gallons

2024 Water Purchased

TOTAL PURCH FROM McL REG				0064-08300-000			
Beg Read	End Read	Consump		Amt	Amt		Rate
January	350166000	359939000	9,773,000	\$ 36,844.21	\$ 36,844.21	\$	3.77
February	359939000	369001000	9,062,000	\$ 34,163.74	\$ 34,163.74	\$	3.77
March	369001000	379080000	10,079,000	\$ 37,997.83	\$ 37,997.83	\$	3.77
April	379080000	389206000	10,126,000	\$ 38,175.02	\$ 38,175.02	\$	3.77
May	389206000	401668000	12,462,000	\$ 46,981.74	\$ 46,981.74	\$	3.77
			-	\$ -	\$ -	\$	3.77
June	401668000	414216000	12,548,000	\$ 47,305.96	\$ 47,305.96	\$	3.77
July	414216000	428570000	14,354,000	\$ 54,114.58	\$ 54,114.58	\$	3.77
August	428570000	441544000	12,974,000	\$ 48,911.98	\$ 48,911.98	\$	3.77
September	441544000	452227000	10,683,000	\$ 40,274.91	\$ 40,274.91	\$	3.77
October	452227000	461476000	9,249,000	\$ 34,868.73	\$ 34,868.73	\$	3.77
November	461476000	470368000	8,892,000	\$ 33,522.84	\$ 33,522.84	\$	3.77
December	470368000	479409000	9,041,000	\$ 34,084.57	\$ 34,084.57	\$	3.77
Totals			129,243,000	\$ 487,246.11	\$ 487,246.11		

TOTAL WATER PURCHASED FROM ALL WEST DAVIESS							
Beg Read	End Read	Consump		Amt	Amt		Rate
January	25274000	25906000	632000	\$ 2,635.44	\$ 2,635.44	\$	4.17
February	25906000	26303000	397000	\$ 1,655.49	\$ 1,655.49	\$	4.17
March	26303000	26719000	416000	\$ 1,734.72	\$ 1,734.72	\$	4.17
April	26719000	27277000	558000	\$ 2,326.86	\$ 2,326.86	\$	4.17
May	14,587,000	14,985,000	398000	\$ 1,659.66	\$ 1,659.66	\$	4.17
June	27,675,000	28,291,000	616000	\$ 2,568.72	\$ 2,568.72	\$	4.17
July	29,291,300	30,478,700	573500	\$ 2,391.50	\$ 2,391.50	\$	4.17
August	28,861,000	29,429,000	568000	\$ 2,368.56	\$ 2,368.56	\$	4.17
September	29,429,000	29,924,000	495000	\$ 2,064.15	\$ 2,064.15	\$	4.17
October	29,924,000	30,367,000	443000	\$ 1,847.31	\$ 1,847.31	\$	4.17
November	30,367,000	30,625,000	258000	\$ 1,075.86	\$ 1,075.86	\$	4.17
December	30,625,000	31,036,000	411000	\$ 1,713.87	\$ 1,713.87	\$	4.17
Totals	324961300	331340700	5765500	\$ 24,042.14	\$ 24,042.14		

TOTAL WATER PURCHASED FROM ALL SUPPLIERS							
Beg Read	End Read	Consump		Amt	Amt		Rate
January			10,405,000	\$ 39,479.65	\$ 39,479.65		
February			9,459,000	\$ 35,819.23	\$ 35,819.23		
March			10,495,000	\$ 39,732.55	\$ 39,732.55		
April			10,684,000	\$ 40,501.88	\$ 40,501.88		
May			12,860,000	\$ 48,641.40	\$ 48,641.40		
June			13,164,000	\$ 49,874.68	\$ 49,874.68		
July			14,927,500	\$ 56,506.08	\$ 56,506.08		
August			13,542,000	\$ 51,280.54	\$ 51,280.54		
September			11,178,000	\$ 42,339.06	\$ 42,339.06		
October			9,692,000	\$ 36,716.04	\$ 36,716.04		
November			9,150,000	\$ 34,598.70	\$ 34,598.70		
December			9,452,000	\$ 35,798.44	\$ 35,798.44		
Totals	0	0	135,008,500	\$ 511,288.25	\$ 511,288.25		



2024 Water Purchased

<u>McLean Co Regional</u>		<u>136 West Calhoun Meter</u>		<u>1-01565-1</u>		
	Beg Read	End Read	Consump	Amt	Amt	Rate
January	167,586,000	168,510,000	924,000	\$ 3,483.48	\$ 3,483.48	\$ 3.77
February	168,510,000	169,340,000	830,000	\$ 3,129.10	\$ 3,129.10	\$ 3.77
March	169,340,000	170,306,000	966,000	\$ 3,641.82	\$ 3,641.82	\$ 3.77
April	170,306,000	171,325,000	1,019,000	\$ 3,841.63	\$ 3,841.63	\$ 3.77
May	171,325,000	172,474,000	1,149,000	\$ 4,331.73	\$ 4,331.73	\$ 3.77
			0	\$ -	\$ -	\$ 3.77
June	172,474,000	173,712,000	1,238,000	\$ 4,667.26	\$ 4,667.26	\$ 3.77
July	173,712,000	175,025,000	1,313,000	\$ 4,950.01	\$ 4,950.01	\$ 3.77
August	175,025,000	176,289,000	1,264,000	\$ 4,765.28	\$ 4,765.28	\$ 3.77
September	176,289,000	177,327,000	1,038,000	\$ 3,913.26	\$ 3,913.26	\$ 3.77
October	177,327,000	178,314,000	987,000	\$ 3,720.99	\$ 3,720.99	\$ 3.77
November	178,314,000	179,101,000	787,000	\$ 2,966.99	\$ 2,966.99	\$ 3.77
December	179,101,000	179,722,000	621,000	\$ 2,341.17	\$ 2,341.17	\$ 3.77
Totals			12,136,000	\$ 45,752.72	\$ 45,752.72	

<u>McLean Co. Regional</u>		<u>Hospital -81 North Meter</u>		<u>1-01480-1</u>		
	Beg Read	End Read	Consump	Amt	Amt	Rate
January			0	\$ -	\$ -	\$ 3.77
February			0	\$ -	\$ -	\$ 3.77
March			0	\$ -	\$ -	\$ 3.77
April			0	\$ -	\$ -	\$ 3.77
May			0	\$ -	\$ -	\$ 3.77
June			0	\$ -	\$ -	\$ 3.77
July			0	\$ -	\$ -	\$ 3.77
August			0	\$ -	\$ -	\$ 3.77
September			0	\$ -	\$ -	\$ 3.77
October			0	\$ -	\$ -	\$ 3.77
November			0	\$ -	\$ -	\$ 3.77
December			0	\$ -	\$ -	\$ 3.77
Total			0	\$ -	\$ -	

<u>McLean Co. Regional</u>		<u>Hwy 81 N Elevated Tank Meter</u>		<u>1-01473-1</u>		
	Beg Read	End Read	Consump	Amt	Amt	Rate
January	182,580,000	191,429,000	8,849,000	\$ 33,360.73	\$ 33,360.73	\$ 3.77
February	191,429,000	199,661,000	8,232,000	\$ 31,034.64	\$ 31,034.64	\$ 3.77
March	199,661,000	208,774,000	9,113,000	\$ 34,356.01	\$ 34,356.01	\$ 3.77
April	208,774,000	217,881,000	9,107,000	\$ 34,333.39	\$ 34,333.39	\$ 3.77
May	217,881,000	229,194,000	11,313,000	\$ 42,650.01	\$ 42,650.01	\$ 3.77
June	229,194,000	240,504,000	11,310,000	\$ 42,638.70	\$ 42,638.70	\$ 3.77
July	240,504,000	253,545,000	13,041,000	\$ 49,164.57	\$ 49,164.57	\$ 3.77
August	253,545,000	265,255,000	11,710,000	\$ 44,146.70	\$ 44,146.70	\$ 3.77
September	265,255,000	274,900,000	9,645,000	\$ 36,361.65	\$ 36,361.65	\$ 3.77
October	274,900,000	283,162,000	8,262,000	\$ 31,147.74	\$ 31,147.74	\$ 3.77
November	283,162,000	291,267,000	8,105,000	\$ 30,555.85	\$ 30,555.85	\$ 3.77
December	291,267,000	299,687,000	8,420,000	\$ 31,743.40	\$ 31,743.40	\$ 3.77
Total			117,107,000	\$ 441,493.39	\$ 441,493.39	

2024 Water Purchased

<u>McLean Co. Regional</u>		<u>136 East Calhoun Meter</u>		<u>1-01445-1</u>		
Beg Read	End Read	Consump	Amt	Amt	Rate	
January		0	\$ -	\$ -	\$ 3.77	
February		0	\$ -	\$ -	\$ 3.77	
March		0	\$ -	\$ -	\$ 3.77	
April		0	\$ -	\$ -	\$ 3.77	
May		0	\$ -	\$ -	\$ 3.77	
June		0	\$ -	\$ -	\$ 3.77	
July		0	\$ -	\$ -	\$ 3.77	
August		0	\$ -	\$ -	\$ 3.77	
September		0	\$ -	\$ -	\$ 3.77	
October		0	\$ -	\$ -	\$ 3.77	
November		0	\$ -	\$ -	\$ 3.77	
December		0	\$ -	\$ -	\$ 3.77	
Totals		0	\$ -	\$ -		

<u>McLean Co. Regional</u>		<u>Livermore Emerg. Only- Meter</u>				
Beg Read	End Read	Consump	Amt	Amt	Rate	
January		0	\$ -	\$ -	\$ 3.77	
February		0	\$ -	\$ -	\$ 3.77	
March		0	\$ -	\$ -	\$ 3.77	
April		0	\$ -	\$ -	\$ 3.77	
May		0	\$ -	\$ -	\$ 3.77	
June		0	\$ -	\$ -	\$ 3.77	
July		0	\$ -	\$ -	\$ 3.77	
August		0	\$ -	\$ -	\$ 3.77	
September		0	\$ -	\$ -	\$ 3.77	
October		0	\$ -	\$ -	\$ 3.77	
November		0	\$ -	\$ -	\$ 3.77	
December		0	\$ -	\$ -	\$ 3.77	
Total		0	\$ -	\$ -		

<u>Ohio Co. Water District</u>		<u>Ohio County - Hwy 1080</u>		<u>0075-00040-1</u>		
Beg Read	End Read	Consump	Amt	Amt	Rate	
January	43,836,000	43,836,000	0	\$ -	\$ -	\$ 3.29
February			0	\$ -	\$ -	\$ 3.29
March			0	\$ -	\$ -	\$ 3.29
April			0	\$ -	\$ -	\$ 3.29
May			0	\$ -	\$ -	\$ 3.29
June			0	\$ -	\$ -	\$ 3.29
July			0	\$ -	\$ -	\$ 3.29
August			0	\$ -	\$ -	\$ 3.29
September			0	\$ -	\$ -	\$ 3.29
October				\$ -	\$ -	\$ 3.29
November			0	\$ -	\$ -	\$ 3.29
December			0	\$ -	\$ -	\$ 3.29
Total			0	\$ -	\$ -	

2024 Water Purchased

<u>Daviess District</u>	<u>Guffy 815 Daviess County - Meter</u>		<u>0064-08300-000</u>			
	Beg Read	End Read	Consump	Amt	Amt	Rate
January	12,597,000	13,225,000	628,000	\$ 2,618.76	\$ 2,618.76	\$ 4.17
February	13,225,000	13,620,000	395,000	\$ 1,647.15	\$ 1,647.15	\$ 4.17
March	13,620,000	14,032,000	412,000	\$ 1,718.04	\$ 1,718.04	\$ 4.17
April	14,032,000	14,587,000	555,000	\$ 2,314.35	\$ 2,314.35	\$ 4.17
May	14,587,000	14,985,000	398,000	\$ 1,659.66	\$ 1,659.66	\$ 4.17
				\$ -		\$ 4.17
June	14,985,000	15,592,000	607,000	\$ 2,531.19	\$ 2,531.19	\$ 4.17
July	15,592,000	16,157,000	565,000	\$ 2,356.05	\$ 2,356.05	\$ 4.17
August	16,157,000	16,723,000	566,000	\$ 2,360.22	\$ 2,360.22	\$ 4.17
September	16,723,000	17,214,000	491,000	\$ 2,047.47	\$ 2,047.47	\$ 4.17
October	17,214,000	17,654,000	440,000	\$ 1,834.80	\$ 1,834.80	\$ 4.17
November	17,654,000	17,910,000	256,000	\$ 1,067.52	\$ 1,067.52	\$ 4.17
December	17,910,000	18,318,000	408,000	\$ 1,701.36	\$ 1,701.36	\$ 4.17
Totals			5,721,000	\$ 23,856.57	\$ 23,856.57	

<u>Daviess Water Dist.</u>	<u>Hwy 81 Daviess County</u>		<u>0064-08400-000</u>			
	Beg Read	End Read	Consump	Amt	Amt	Rate
January	12,677,000	12,681,000	4,000	\$ 16.68	\$ 16.68	\$ 4.17
February	12,681,000	12,683,000	2,000	\$ 8.34	\$ 8.34	\$ 4.17
March	12,683,000	12,687,000	4,000	\$ 16.68	\$ 16.68	\$ 4.17
April	12,687,000	12,690,000	3,000	\$ 12.51	\$ 12.51	\$ 4.17
May						
June	12,690,000	12,699,000	9,000	\$ 37.53	\$ 37.53	\$ 4.17
July	12,699,000	12,704,000	5,000	\$ 20.85	\$ 20.85	\$ 4.17
August	12,704,000	12,706,000	2,000	\$ 8.34	\$ 8.34	\$ 4.17
September	12,706,000	12,710,000	4,000	\$ 16.68	\$ 16.68	\$ 4.17
October	12,710,000	12,713,000	3,000	\$ 12.51	\$ 12.51	\$ 4.17
November	12,713,000	12,715,000	2,000	\$ 8.34	\$ 8.34	\$ 4.17
December	12,715,000	12,718,000	3,000	\$ 12.51	\$ 12.51	\$ 4.17
Total			41,000	\$ 170.97	\$ 170.97	

<u>Daviess Water Dist.</u>	<u>Livia Daviess County -0056-09992-000</u>					
	Beg Read	End Read	Consump	Amt	Amt	Rate
January			0	\$ -	\$ -	\$ 4.17
February			0	\$ -	\$ -	\$ 4.17
March			0	\$ -	\$ -	\$ 4.17
April			0	\$ -	\$ -	\$ 4.17
May			0	\$ -	\$ -	\$ 4.17
June			0	\$ -	\$ -	\$ 4.17
July	1,000,300	1,049,700	3,500	\$ 14.60	\$ 14.60	\$ 4.17
August			0	\$ -	\$ -	\$ 4.17
September			0	\$ -	\$ -	\$ 4.17
October			0	\$ -	\$ -	\$ 4.17
November			0	\$ -	\$ -	\$ 4.17
December			0	\$ -	\$ -	\$ 4.17
Total			3,500	\$ 14.60	\$ 14.60	



2025 WATER PURCHASED

TOTAL PURCH FROM McL REG				0064-08300-000			
	Beg Read	End Read	Consump	Amt	Amt		Rate
January	479,409,000	489,024,000	9,615,000	\$ 36,248.55	\$ 36,248.55	\$	3.77
February	489,024,000	497,942,000	8,918,000	\$ 33,620.86	\$ 33,620.86	\$	3.77
March	497,942,000	507,156,000	9,214,000	\$ 36,118.88	\$ 36,118.88	\$	3.92
April	507,156,000	515,997,000	8,841,000	\$ 34,656.72	\$ 34,656.72	\$	3.92
May	515,997,000	525,594,000	9,597,000	\$ 37,620.24	\$ 37,620.24	\$	3.92
June	525,594,000	534,813,000	9,219,000	\$ 36,138.48	\$ 36,138.48	\$	3.92
July	534,813,000	546,869,000	12,056,000	\$ 47,259.52	\$ 47,259.52	\$	3.92
August	546,869,000	558,497,000	11,628,000	\$ 45,581.76	\$ 45,581.76	\$	3.92
September	558,497,000	569,199,000	10,702,000	\$ 41,951.84	\$ 41,951.84	\$	3.92
October	569,199,000	578,373,000	9,174,000	\$ 35,962.08	\$ 35,962.08	\$	3.92
November	0	0	-	\$ -	\$ -	\$	3.92
December	0	0	-	\$ -	\$ -	\$	3.92
Totals			98,964,000	\$ 385,158.93	\$ 385,158.93		

TOTAL WATER PURCHASED FROM ALL WEST DAVIESS						
	Beg Read	End Read	Consump	Amt	Amt	Rate
January	31036000	31,366,000	330,000	\$ 1,376.10	\$ 1,376.10	\$ 4.17
February	31366000	31,798,000	432,000	\$ 1,801.44	\$ 1,801.44	\$ 4.17
March	31798000	32,261,000	463,000	\$ 1,930.71	\$ 1,930.71	\$ 4.17
April	32261000	32,637,000	376,000	\$ 1,567.92	\$ 1,567.92	\$ 4.17
May	32637000	33,015,000	378,000	\$ 1,576.26	\$ 1,576.26	\$ 4.17
June	33015000	33,562,000	547,000	\$ 2,280.99	\$ 2,280.99	\$ 4.17
July	0	0	-	\$ -	\$ -	\$ 4.17
August	34115000	34,788,000	673,000	\$ 2,806.41	\$ 2,806.41	\$ 4.17
September	34788000	35,308,000	520,000	\$ 2,168.40	\$ 2,168.40	\$ 4.17
October	35308000	35,652,000	382,000	\$ 1,592.94	\$ 1,592.94	\$ 4.17
November	0	0	-	\$ -	\$ -	\$ 4.17
December	0	0	-	\$ -	\$ -	\$ 4.17
Totals	296,324,000	300,387,000	4,101,000	\$ 17,101.17	\$ 17,101.17	

TOTAL WATER PURCHASED FROM ALL SUPPLIERS						
	Beg Read	End Read	Consump	Amt	Amt	Rate
January	554,281,000	564,226,000	9,945,000	\$ 37,624.65	\$ 37,624.65	
February	520,390,000	529,740,000	9,248,000	\$ 38,049.99	\$ 38,049.99	
March	529,740,000	539,417,000	9,350,000	\$ 35,422.30	\$ 35,422.30	
April	539,417,000	548,634,000	9,677,000	\$ 38,049.59	\$ 38,049.59	
May	548,634,000	558,609,000	9,217,000	\$ 36,224.64	\$ 36,224.64	
June	558,609,000	568,375,000	9,975,000	\$ 39,196.50	\$ 39,196.50	
July	534,813,000	546,869,000	9,766,000	\$ 38,419.47	\$ 38,419.47	
August	580,984,000	593,285,000	12,056,000	\$ 47,259.52	\$ 47,259.52	
September	593,285,000	604,507,000	12,301,000	\$ 48,388.17	\$ 48,388.17	
October	604,507,000	614,025,000	11,222,000	\$ 44,120.24	\$ 44,120.24	
November	0	0	9,556,000	\$ 37,555.02	\$ 37,555.02	
December	0	0	-	\$ -	\$ -	
Totals	5,564,660,000	5,667,687,000	112,313,000	\$ 440,310.09	\$ 440,310.09	



2025 Water Purchased

McLean Co Regional

			<u>136 West Calhoun Meter</u>		<u>1-01565-1</u>		
	Beg Read	End Read	Consump	Amt	Amt	Rate	
January	179,722,000	180,333,000	611,000	\$ 2,303.47	\$ 2,303.47	\$	3.77
February	180,333,000	180,931,000	598,000	\$ 2,254.46	\$ 2,254.46	\$	3.77
March	180,931,000	181,542,000	611,000	\$ 2,395.12	\$ 2,395.12	\$	3.92
April	181,542,000	182,243,000	701,000	\$ 2,747.92	\$ 2,747.92	\$	3.92
May	182,243,000	183,383,000	1,140,000	\$ 4,468.80	\$ 4,468.80	\$	3.92
June	183,383,000	184,460,000	1,077,000	\$ 4,221.84	\$ 4,221.84	\$	3.92
July	184,460,000	185,576,000	1,116,000	\$ 4,374.72	\$ 4,374.72	\$	3.92
August	185,576,000	186,700,000	1,124,000	\$ 4,406.08	\$ 4,406.08	\$	3.92
September	186,700,000	187,748,000	1,048,000	\$ 4,108.16	\$ 4,108.16	\$	3.92
October	187,748,000	188,635,000	887,000	\$ 3,477.04	\$ 3,477.04	\$	3.92
November			0	\$ -	\$ -	\$	3.92
December			0	\$ -	\$ -	\$	3.92
Totals			8,913,000	\$ 34,757.61	\$ 34,757.61		

McLean Co. Regional

			<u>Hwy 81 N Elevated Tank Meter</u>		<u>1-01473-1</u>		
	Beg Read	End Read	Consump	Amt	Amt	Rate	
January	299,687,000	308,691,000	9,004,000	\$ 33,945.08	\$ 33,945.08	\$	3.77
February	308,691,000	317,011,000	8,320,000	\$ 31,366.40	\$ 31,366.40	\$	3.77
March	317,011,000	325,614,000	8,603,000	\$ 33,723.76	\$ 33,723.76	\$	3.92
April	325,614,000	333,754,000	8,140,000	\$ 31,908.80	\$ 31,908.80	\$	3.92
May	333,754,000	342,211,000	8,457,000	\$ 33,151.44	\$ 33,151.44	\$	3.92
June	342,211,000	350,353,000	8,142,000	\$ 31,916.64	\$ 31,916.64	\$	3.92
July	350,353,000	361,293,000	10,940,000	\$ 42,884.80	\$ 42,884.80	\$	3.92
August	361,293,000	371,797,000	10,504,000	\$ 41,175.68	\$ 41,175.68	\$	3.92
September	371,797,000	381,451,000	9,654,000	\$ 37,843.68	\$ 37,843.68	\$	3.92
October	381,451,000	389,738,000	8,287,000	\$ 32,485.04	\$ 32,485.04	\$	3.92
November			0	\$ -	\$ -	\$	3.92
December			0	\$ -	\$ -	\$	3.92
Total			90,051,000	\$ 350,401.32	\$ 350,401.32		

2025 WATER PURCHASED

<u>McLean Co. Regional</u>		<u>136 East Calhoun Meter</u>		<u>1-01445-1</u>		
	Beg Read	End Read	Consump	Amt	Amt	Rate
January			0	\$ -	\$ -	\$ 3.77
February			0	\$ -	\$ -	\$ 3.77
March			0	\$ -	\$ -	\$ 3.92
April			0	\$ -	\$ -	\$ 3.92
May			0	\$ -	\$ -	\$ 3.92
June			0	\$ -	\$ -	\$ 3.92
July			0	\$ -	\$ -	\$ 3.92
August			0	\$ -	\$ -	\$ 3.92
September			0	\$ -	\$ -	\$ 3.92
October			0	\$ -	\$ -	\$ 3.92
November			0	\$ -	\$ -	\$ 3.92
December			0	\$ -	\$ -	\$ 3.92
Totals			0	\$ -	\$ -	

<u>McLean Co. Regional</u>		<u>Livermore Emerg. Only- Meter</u>				
	Beg Read	End Read	Consump	Amt	Amt	Rate
January			0	\$ -	\$ -	\$ 3.77
February			0	\$ -	\$ -	\$ 3.77
March			0	\$ -	\$ -	\$ 3.92
April			0	\$ -	\$ -	\$ 3.92
May			0	\$ -	\$ -	\$ 3.92
June			0	\$ -	\$ -	\$ 3.92
July			0	\$ -	\$ -	\$ 3.92
August			0	\$ -	\$ -	\$ 3.92
September			0	\$ -	\$ -	\$ 3.92
October			0	\$ -	\$ -	\$ 3.92
November			0	\$ -	\$ -	\$ 3.92
December			0	\$ -	\$ -	\$ 3.92
Total			0	\$ -	\$ -	

<u>Ohio Co. Water District</u>		<u>Ohio County - Hwy 1080</u>		<u>0075-00040-1</u>		
	Beg Read	End Read	Consump	Amt	Amt	Rate
January	43,836,000	43,836,000	0	\$ -	\$ -	\$ 3.29
February			0	\$ -	\$ -	\$ 3.29
March			0	\$ -	\$ -	\$ 3.29
April			0	\$ -	\$ -	\$ 3.29
May			0	\$ -	\$ -	\$ 3.29
June			0	\$ -	\$ -	\$ 3.29
July			0	\$ -	\$ -	\$ 3.29
August			0	\$ -	\$ -	\$ 3.29
September			0	\$ -	\$ -	\$ 3.29
October				\$ -	\$ -	\$ 3.29
November			0	\$ -	\$ -	\$ 3.29
December			0	\$ -	\$ -	\$ 3.29
Total			0	\$ -	\$ -	

2025 WATER PURCHASED

<u>Daviess District</u>		<u>Guffy 815 Daviess County - Meter</u>		<u>0064-08300-000</u>			
	Beg Read	End Read	Consump	Amt	Amt	Rate	
January	18,318,000	18,645,000	327,000	\$ 1,363.59	\$ 1,363.59	\$ 4.17	
February	18,645,000	19,072,000	427,000	\$ 1,780.59	\$ 1,780.59	\$ 4.17	
March	19,072,000	19,533,000	461,000	\$ 1,922.37	\$ 1,922.37	\$ 4.17	
April	19,533,000	19,906,000	373,000	\$ 1,555.41	\$ 1,555.41	\$ 4.17	
May	19,906,000	20,282,000	376,000	\$ 1,567.92	\$ 1,567.92	\$ 4.17	
June	20,282,000	20,826,000	544,000	\$ 2,268.48	\$ 2,268.48	\$ 4.17	
July	20,826,000	21,376,000	550,000	\$ 2,293.50	\$ 2,293.50	\$ 4.17	
August	21,376,000	22,046,000	670,000	\$ 2,793.90	\$ 2,793.90	\$ 4.17	
September	22,046,000	22,564,000	518,000	\$ 2,160.06	\$ 2,160.06	\$ 4.17	
October	22,564,000	22,907,000	381,000	\$ 1,588.77	\$ 1,588.77	\$ 4.17	
November			0	\$ -	\$ -	\$ 4.17	
December			0	\$ -	\$ -	\$ 4.17	
Totals			4,627,000	\$ 19,294.59	\$ 19,294.59		

<u>Daviess Water Dist.</u>		<u>Hwy 81 Daviess County</u>		<u>0064-08400-000</u>			
	Beg Read	End Read	Consump	Amt	Amt	Rate	
January	12,718,000	12,721,000	3,000	\$ 12.51	\$ 12.51	\$ 4.17	
February	12,721,000	12,726,000	5,000	\$ 20.85	\$ 20.85	\$ 4.17	
March	12,726,000	12,728,000	2,000	\$ 8.34	\$ 8.34	\$ 4.17	
April	12,728,000	12,731,000	3,000	\$ 12.51	\$ 12.51	\$ 4.17	
May	12,731,000	12,733,000	2,000	\$ 8.34	\$ 8.34	\$ 4.17	
June	12,733,000	12,736,000	3,000	\$ 12.51	\$ 12.51	\$ 4.17	
July	12,736,000	12,739,000	3,000	\$ 12.51	\$ 12.51	\$ 4.17	
August	12,739,000	12,742,000	3,000	\$ 12.51	\$ 12.51	\$ 4.17	
September	12,742,000	12,744,000	2,000	\$ 8.34	\$ 8.34	\$ 4.17	
October	12,744,000	12,745,000	1,000	\$ 4.17	\$ 4.17	\$ 4.17	
November			0	\$ -	\$ -	\$ 4.17	
December			0	\$ -	\$ -	\$ 4.17	
Total			27,000	\$ 112.59	\$ 112.59		

<u>Daviess Water Dist.</u>		<u>Livia Daviess County -0056-09992-000</u>					
	Beg Read	End Read	Consump	Amt	Amt	Rate	
January			0	\$ -	\$ -	\$ 4.17	
February			0	\$ -	\$ -	\$ 4.17	
March			0	\$ -	\$ -	\$ 4.17	
April			0	\$ -	\$ -	\$ 4.17	
May			0	\$ -	\$ -	\$ 4.17	
June			0	\$ -	\$ -	\$ 4.17	
July			0	\$ -	\$ -	\$ 4.17	
August			0	\$ -	\$ -	\$ 4.17	
September			0	\$ -	\$ -	\$ 4.17	
October			0	\$ -	\$ -	\$ 4.17	
November			0	\$ -	\$ -	\$ 4.17	
December			0	\$ -	\$ -	\$ 4.17	
Total			0	\$ -	\$ -		

2024 Gallons Read

	<u>136 E</u>	<u>Cal 136 W</u>	<u>Cal Hosp</u>	<u>Hwy 81#2</u>	<u>Hwy 81</u>
January		860,000		8,579,000	
February		882,000		8,419,000	
March		958,000		9,125,000	
April		1,076,000		8,928,000	
May		1,070,000		11,196,000	
June		1,105,000		10,502,000	
July		1,187,000		11,290,000	
August		1,388,000		13,393,000	
September		1,191,000		11,199,000	
October		902,000		7,993,000	
November		995,000		8,151,000	
December		747,000		9,060,000	

Totals	0	12,361,000	0	117,835,000	0
--------	---	------------	---	-------------	---

	<u>W Dav Guf</u>	<u>Ohio Co.</u>	<u>Livia</u>	<u>Livermore</u>	<u>Totals</u>
January	484,000			0	9,923,000
February	510,000			0	9,811,000
March	414,000			0	10,497,000
April	581,000			0	10,585,000
May	408,000			0	12,674,000
June	480,000			0	12,087,000
July	546,000			0	13,023,000
August	652,000			0	15,433,000
September	496,000			0	12,886,000
October	411,000			0	9,306,000
November	361,000			0	9,507,000
December	399,000			0	10,206,000

Totals	5,258,000	0	0	0	135,938,000
--------	-----------	---	---	---	-------------

2024 Water Loss

	<u>Purchased</u>	<u>Sold</u>	<u>Acc Loss</u>	<u>Unacc Loss</u>	<u>% Lost</u>
January	9,923,000	8,289,200	10,000	1,623,800	16%
February	9,811,000	7,842,900	425,000	1,543,100	16%
March	10,497,000	7,669,500	875,000	1,952,500	19%
April	10,585,000	7,919,200	65,000	2,600,800	25%
May	12,674,000	8,395,000	150,000	4,129,000	33%
June	12,087,000	9,197,600	275,000	2,614,400	22%
July	13,023,000	9,663,700	525,000	2,834,300	22%
August	15,433,000	10,226,100	3,425,000	1,781,900	12%
September	12,886,000	10,799,400	990,000	1,096,600	9%
October	9,306,000	8,529,900	670,000	106,100	1%
November	9,507,000	7,492,500	133,000	1,881,500	20%
December	10,206,000	8,280,900	40,000	1,885,100	18%

Totals	135,938,000	104,305,900	7,583,000	24,049,100	18%
			Loss		
			% Average		



2025 Gallons Read

	<u>Cal 136 W</u>	<u>Hwy 81 N</u>	<u>W Dav Guffie</u>	<u>Ohio Co.</u>	<u>Hwy 81</u>	<u>Totals</u>
January	584,000	8,350,000	351,000			9,285,000
February	638,000	9,222,000	348,000			10,208,000
March	557,000	7,958,000	470,000			8,985,000
April	714,000	9,704,000	453,000			10,871,000
May	977,000	8,806,000	416,000			10,199,000
June	1,127,000	6,740,000	390,000		1,311,000	9,568,000
July	868,000	9,579,000	601,000			11,048,000
August	1,168,000	10,744,000	547,000			12,459,000
September	1,252,000	11,059,000	661,000			12,972,000
October	956,000	9,023,000	388,000			10,367,000
November						0
December						0
Totals	8,841,000	91,185,000	4,625,000	0	1,311,000	105,962,000

2025 Water Loss

	<u>Purchased</u>	<u>Sold</u>	<u>Acc Loss</u>	<u>Unacc Loss</u>	<u>% Lost</u>
January	9,285,000	7,840,800	400,000	1,044,200	11%
February	10,208,000	7,167,700	800,000	2,240,300	22%
March	8,985,000	6,488,000	611,500	1,885,500	21%
April	10,871,000	8,027,500	555,000	2,288,500	21%
May	10,199,000	8,271,100	275,000	1,652,900	16%
June	9,568,000	8,319,002	65,000	1,183,998	12%
July	11,048,000	9,620,601	275,000	1,152,399	10%
August	12,459,000	11,328,766	802,000	328,234	3%
September	12,972,000	11,044,517	340,000	1,587,483	12%
October	10,367,000	9,063,069	20,000	1,283,931	12%
November	0			0	#DIV/0!
December	0			0	#DIV/0!
Totals	105,962,000	87,171,055	4,143,500	14,647,445	
				Loss	
				% Average	14%

## **EXHIBIT C**



<u>Current Rates</u>	<u>Minimum Monthly Bill</u>	<u>Proposed Rates</u>	<u>Minimum Monthly Bill</u>	<u>Dollar Increase</u>	<u>Percent Increase</u>
Minimum Gallons 2,000 gallons	\$24.69	Minimum 2,000 gallons	\$25.03	0.17	0.06%

<u>Rates for Water Usage in Addition to Minimum</u>	
First 2,000 Gallons	\$24.69 Minimum Bill
Next 8,000 Gallons	0.00940 per gallon
Next 30,000 Gallons	0.00868 per gallon
Over 40,000 Gallons	0.00799 per gallon

<u>Rates for Water Usage in Addition to Minimum</u>	
First 2,000 Gallons	\$25.03 Minimum Bill
Next 8,000 Gallons	0.00957 per gallon
Next 30,000 Gallons	0.00885 per gallon
Over 40,000 Gallons	0.00816 per gallon

## **EXHIBIT D**



NORTH McLEAN COUNTY



WATER DISTRICT

MINUTES OF THE REGULAR MEETING OF THE BOARD OF WATER  
COMMISSIONERS OF NORTH McLEAN COUNTY WATER DISTRICT HELD  
NOVEMBER 17, 2025 AT 7:00 P.M.  
AT THE DISTRICT OFFICE  
217 HILL STREET  
LIVERMORE, KY 42352

The regular meeting of the North McLean County Board of Water Commissioners was  
held  
November 17, 2025 at 7:00 P.M., at the District Office in Livermore, Kentucky.

Commissioners Present:

Keith Ayer, Chairman  
Dale Chandler  
Gary Floyd  
Wayne Bell

Commissioners Absent:

Carrol Troutman

North McLean County Water Staff Present:

Tiffany Sallee, Office Secretary  
Brandon McElwain, Maintenance

Visitors Present:

None

The meeting was called to order by Chairman Keith Ayer, who presided over the meeting.

The minutes of the regular meeting on October 20, 2025 were read. A motion to approve the minutes was made by Vice Chairman, Dale Chandler and seconded by Commissioner Wayne Bell. A vote was taken and motion passed.

North McLean County Water District's Secretary, Tiffany Sallee presented the board the financial statements ending October 2025. A motion to accept the financial statements was made by Commissioner Wayne Bell and seconded by Commissioner Gary Floyd.

Chairman Keith Ayer updated the board of commissioners on the water tank project. Pittsburgh Tank & Tower's bonds were mailed back and the contract is now void with no fees to include. Mike Topp with Horizon Inspection inspected the two water tanks on HWY 81 and HWY 431 November 13, 2025. Discussion to be continued.

Chairman Keith Ayer informed the North McLean County Water Board, employee Beth Bobo presented a letter of resignation on October 23, 2025. Ms. Bobo's last day with North McLean Water was November 6, 2025. Resignation letter attached.

Due to Ms. Bobo's resignation, Office Secretary, Tiffany Sallee will need a temporary part time office assistant. A motion was made by Vice Chairman, Dale Chandler and seconded by Commissioner Gary Floyd to hire Kelbie Knight as temporary part time office assistant with an hourly pay of \$18.00 an hour. Further discussion to be continued in 2026.


Office Secretary, Tiffany Sallee presented the Kentucky Public Service Commission's Staff findings on the filed Alternative Rate Adjustment. The staff report found no change in the current rates and to increase the nonrecurring charges. A motion was made by Commissioner Wayer Bell and seconded by Commissioner Gary Floyd to accept the Kentucky Public Service Commission staff report findings to increase the nonrecurring charges. Updated Nonrecurring charges attached.

Chairman Keith Ayer informed the board that McLean County Regional Water Commission approved a water purchase rate increase. The new purchased rate for North McLean County Water District, increased from \$3.92 per 1,000 gallons to \$4.07 per 1,000 gallons effective January 1, 2026 billing. A motion made by Vice Chairman Dale Chandler and seconded by Commissioner Gary Floyd for the North McLean County Office Staff to file a purchased water rate adjustment with the Kentucky Public Service Commission.


Chairman Keith Ayer presented to the Board of Commissioners the Individual Coverage HRA (ICHRA) that is offered on a yearly basis to employees and can accept/reject it each year. Secretary, Tiffany Sallee's Anthem insurance plan for the year of 2026 renewal rate is \$1,188.95. Maintenance, Brandon McElwain's Anthem insurance plan for the year 2026 renewal rate is \$752.24. A motion was made by Vice Chairman, Dale Chandler and seconded by Commissioner Wayne Bell to issue a check from the North McLean County General Fund to Anthem each month for the amount on individual coverage only for the participating employees, Tiffany Sallee (\$1,188.95) and Brandon McElwain (\$752.24) for the year of 2026.

The bills payable were read, approved and ordered paid upon a motion made by Vice Chairman, Dale Chandler and seconded by Commissioner Wayne Bell. Motion passed with an unanimous vote.

There being no further discussion, upon motion duly made by Vice Chairman, Dale Chandler seconded by Commissioner Gary Floyd and passed without opposition, the meeting adjourned at 7:30 P.M.

  
Keith Ayer, Chairman

ATTEST:

  
Dale Chandler, Vice Chairman