

COMMONWEALTH OF KENTUCKY
BEFORE THE PUBLIC SERVICE COMMISSION

In the Matter of:

ELECTRONIC MONITORING OF)
LOUISVILLE GAS AND ELECTRIC AND)
KENTUCKY UTILITIES COMPANY'S MILL) **CASE NO. 2025-00313**
CREEK 6 UNIT)

RESPONSE OF
LOUISVILLE GAS AND ELECTRIC COMPANY
AND
KENTUCKY UTILITIES COMPANY
TO
THE KENTUCKY COAL ASSOCIATION'S INITIAL REQUEST FOR
INFORMATION

DATED MAY 21, 2026

FILED: JUNE 5, 2026

VERIFICATION


COMMONWEALTH OF KENTUCKY)
)
COUNTY OF JEFFERSON)

The undersigned, **John Bevington**, being duly sworn, deposes and says that he is Senior Director – Business and Economic Development for PPL Services Corporation and he provides services to Louisville Gas and Electric Company and Kentucky Utilities Company, that he has personal knowledge of the matters set forth in the responses for which he is identified as the witness, and the answers contained therein are true and correct to the best of his information, knowledge, and belief.



John Bevington

Subscribed and sworn to before me, a Notary Public in and before said County and State, this 1st day of June 2026.




Notary Public

Notary Public ID No. KYNP32193

My Commission Expires:


06-25-2029




VERIFICATION

COMMONWEALTH OF KENTUCKY)
)
COUNTY OF JEFFERSON)

The undersigned, **Jeffrey B. Heun**, being duly sworn, deposes and says that he is Senior Director – Project Engineering for Kentucky Utilities Company and Louisville Gas and Electric Company and an employee of LG&E and KU Services Company, that he has personal knowledge of the matters set forth in the responses for which he is identified as the witness, and the answers contained therein are true and correct to the best of his information, knowledge, and belief.


Jeffrey B. Heun

Subscribed and sworn to before me, a Notary Public in and before said County and State, this 2nd day of June 2026.


Notary Public
Notary Public, ID No. KYNP4577

My Commission Expires:

April 1, 2028



VERIFICATION


COMMONWEALTH OF KENTUCKY)
)
COUNTY OF JEFFERSON)

The undersigned, **Charles R. Schram**, being duly sworn, deposes and says that he is Vice President –Energy Supply and Analysis for Kentucky Utilities Company and Louisville Gas and Electric Company and is an employee of LG&E and KU Services Company, that he has personal knowledge of the matters set forth in the responses for which he is identified as the witness, and the answers contained therein are true and correct to the best of his information, knowledge, and belief.



Charles R. Schram

Subscribed and sworn to before me, a Notary Public in and before said County and State this 1st day of June 2026.



Notary Public
Notary Public ID No. KYNP32193

My Commission Expires:

06-25-2029



**LOUISVILLE GAS AND ELECTRIC COMPANY
AND
KENTUCKY UTILITIES COMPANY**

**Response to the Kentucky Coal Association's Initial Request for Information
Dated May 21, 2026**

Case No. 2025-00313

Question No. 1

Responding Witness: John Bevington / Charles R. Schram

Q-1. Please provide the Companies' projected demand loss (e.g., customer attrition, load reduction, facility closures, or other demand decreases) anticipated in the LG&E and KU service territory for each year from 2026 through 2031, including but not limited to:

- a. The methodology and assumptions used to estimate projected demand loss;
- b. Any industrial, commercial, or large load customer departures or load reductions known or anticipated as of the date of this filing; and
- c. Any planned facility retirements or closures by existing customers that would reduce load.

A-1.

- a. The Companies do not explicitly forecast or track "projected demand loss" (such as customer attrition, load reductions, or facility closures) as a standalone component of the load forecast, except where such impacts are identified through direct information provided by the Companies' largest customers. For other customer classes, the Companies' econometric and end-use forecasting models are developed using historical data that inherently reflect the net effect of customer additions, customer departures, load growth, and load reductions over the training period. As such, the impacts of customer attrition and other forms of demand loss are implicitly embedded within the forecast.
- b. As of the date of this filing, the Companies are not aware of any specific industrial, commercial, or large load customer departures or material load reductions that would warrant discrete treatment in the load forecast.
- c. See the response to part (b). The Companies are not aware of any planned facility retirements or closures by existing customers that would result in material demand reductions requiring explicit adjustment to the forecast.

The Companies note that the load forecast includes significant prospective load additions associated with economic development projects. Most of these anticipated additions are materially larger than typical individual customer loads historically observed on the system. As a result, while the forecast reflects the historical netting of customer gains and losses, future load outcomes are expected to be more influenced by the timing and magnitude of large customer additions than by incremental customer attrition, which has historically been relatively small on a per-customer basis.

**LOUISVILLE GAS AND ELECTRIC COMPANY
AND
KENTUCKY UTILITIES COMPANY**

**Response to the Kentucky Coal Association's Initial Request for Information
Dated May 21, 2026**

Case No. 2025-00313

Question No. 2

Responding Witness: John Bevington / Charles R. Schram

Q-2. The 60-Day Project Update #1 reports a cumulative demand pipeline totaling approximately 11 GW, with data centers accounting for 10 GW of that total. Please provide the Companies' projected cumulative net demand (i.e., new demand additions less projected demand losses) through November 27, 2031 (the Guaranteed Final Completion date for MC6), broken down by year, including:

- a. The projected MW of new demand additions by year (2026–2031) by customer category (data centers, industrial, commercial, residential, other);
- b. The projected MW of demand losses by year (2026–2031);
- c. A net cumulative demand projection by year; and
- d. The probability-weighted demand projections used by the Companies in their capacity planning analysis supporting the MC6 project.

A-2.

- a. The Companies' projected new demand additions through 2031 are incorporated into their load forecasting process and reflect a range of potential outcomes across customer classes, including data centers, industrial, commercial, and residential customers. While the Companies maintain an economic development pipeline of approximately 11 GW, including approximately 10 GW of data center opportunities, inclusion in the pipeline does not equate to a commitment to take service.

Accordingly, the Companies do not forecast the full pipeline as realized load, but instead focus on the projects that are most probable and also apply probability-based assumptions tied to project maturity, contractual commitments, and progression through established development phases, consistent with the Companies' CPCN framework.

- b. See the response to Question No. 1.

- c. See the response to Question No. 1. The Companies develop net cumulative demand projections as part of their integrated load forecasting and planning processes. These projections reflect the net effect of anticipated load additions and reductions and are used to support resource planning, including filings such as the Companies' Integrated Resource Plan.
- d. In Case No. 2025-00045, the Companies' base load forecast incorporated 1,750 MW of economic development load, reflecting a probability-weighted assessment of the projects in the pipeline at that time. That forecast served as the foundation for the capacity planning analysis supporting, among other things, the MC6 CPCN.

**LOUISVILLE GAS AND ELECTRIC COMPANY
AND
KENTUCKY UTILITIES COMPANY**

**Response to the Kentucky Coal Association's Initial Request for Information
Dated May 21, 2026**

Case No. 2025-00313

Question No. 3

Responding Witness: John Bevington / Charles R. Schram

- Q-3. The Update states that 113 projects were announced between January 1, 2025 and March 2, 2026, representing approximately 247 MW of peak demand. Please provide:
- a. A list of those 113 announced projects by project category, MW of peak demand, and current status (in service, under construction, not yet in service);
 - b. For any announced projects that have not yet executed a contract for service, the estimated timeline for execution and the probability of the project proceeding; and
 - c. An explanation of how announced projects that do not ultimately execute a service contract are treated in the Companies' long-term demand forecasts.
- A-3.
- a. See attachment provided in a separate file identifying the announced projects. The Companies do not use "current status" categories as suggested in the question, however the "Lifecycle Status" column in the attachment identifies whether a project is "In Process" or "Won." Those projects identified by "Won" are in service, and those that are "In Process" may not be taking service yet as of the date of the report. Certain information requested is confidential and proprietary and is being provided under seal pursuant to a petition for confidential protection.
 - b. The Companies do not assign specific execution timelines as these vary widely based on the wishes, intentions and proprietary work of the customer or client. The Companies use the "Sales Phase" statuses to identify the level of information sharing and work occurring with the project and the relative probabilities assigned to those individual sales phases to provide likelihood of execution.

- c. The Companies develop their long-term demand forecasts based on the best information available at the time of the forecast. Announced projects that do not ultimately execute a service contract are reflected in the forecast only to the extent supported by then-current information. As new or updated information becomes available, it is incorporated into subsequent forecast cycles, which the Companies typically perform on an annual basis.

Projects that fail to advance or are withdrawn are removed from the economic development pipeline and, accordingly, are not reflected in forward-looking demand projections. This approach ensures that the Companies' forecasts appropriately balance potential economic development opportunities with the need to avoid overestimating future load.

**LOUISVILLE GAS AND ELECTRIC COMPANY
AND
KENTUCKY UTILITIES COMPANY**

**Response to the Kentucky Coal Association's Initial Request for Information
Dated May 21, 2026**

Case No. 2025-00313

Question No. 4

Responding Witness: Jeffrey B. Heun

- Q-4. The Update references the MC6 project being coordinated with the E.W. Brown Unit 12 (BR12) project. Please provide:
- a. A description of how the economies of scale from the combined MC6/BR12 procurement are quantified, including estimated savings attributable to the joint procurement;
 - b. An explanation of any scheduling dependencies between MC6 and BR12 that could affect the MC6 timeline if the BR12 project is delayed or cancelled; and
 - c. Whether any contracts executed jointly for MC6 and BR12 (including the Power Island Agreement or EPC Agreement) include provisions that would allow either project to proceed independently if the other is cancelled or delayed.
- A-4.
- a. See the response to AG 1-8.
 - b. There are no scheduling dependencies between MC6 and BR12 that could affect MC6 if the BR12 project is delayed or cancelled.
 - c. The Companies will be executing separate and individual Power Island and EPC agreements for MC6 and BR12.

**LOUISVILLE GAS AND ELECTRIC COMPANY
AND
KENTUCKY UTILITIES COMPANY**

**Response to the Kentucky Coal Association's Initial Request for Information
Dated May 21, 2026**

Case No. 2025-00313

Question No. 5

Responding Witness: Charles R. Schram

- Q-5. Consistent with Question No. 1 (above) will the Companies agree to include any projected demand loss in any future updates provided on MC6.

- A-5. The Companies provide the most accurate load forecast information available. This includes demand additions and losses as described in the response to Question No. 1.