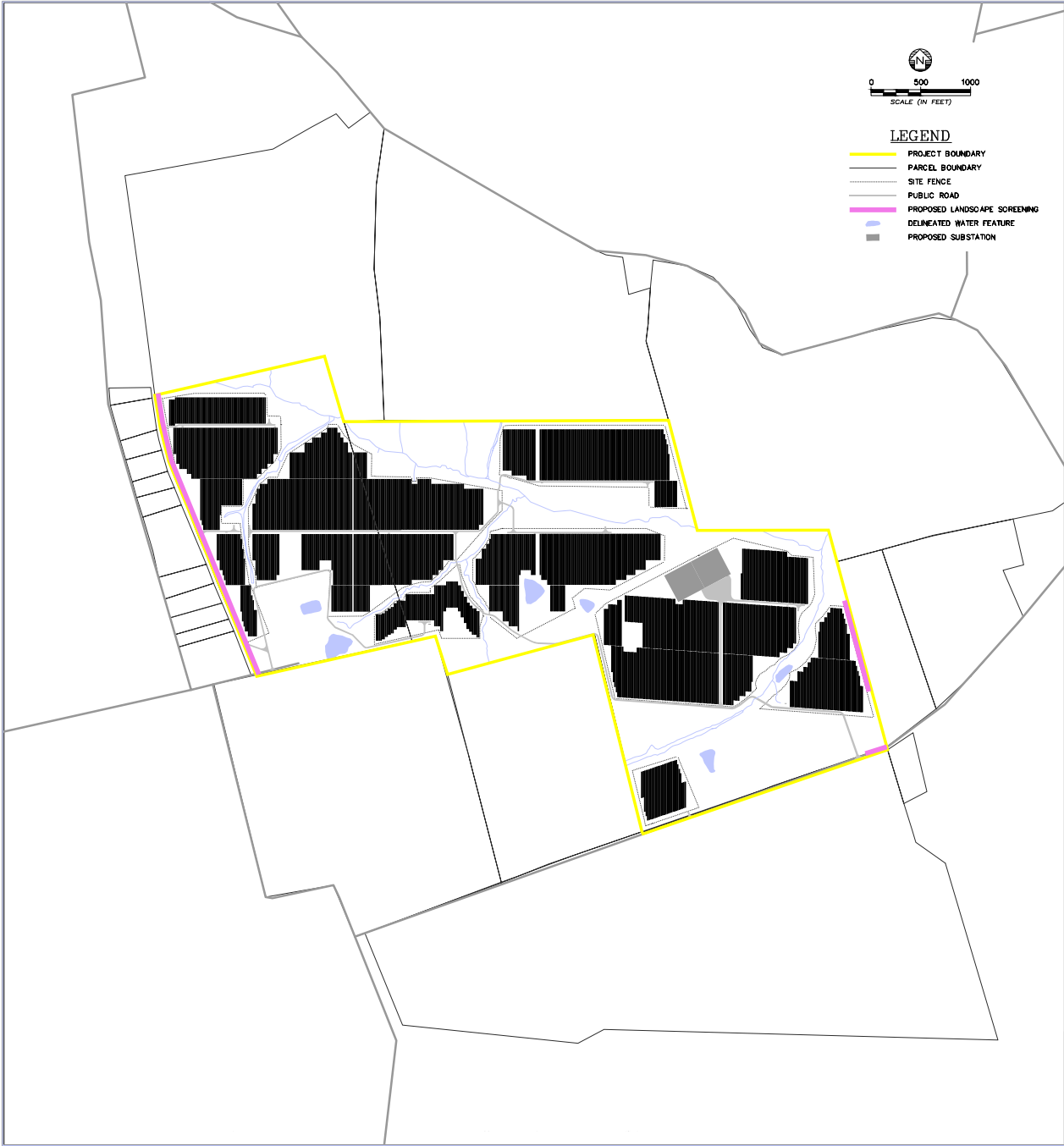
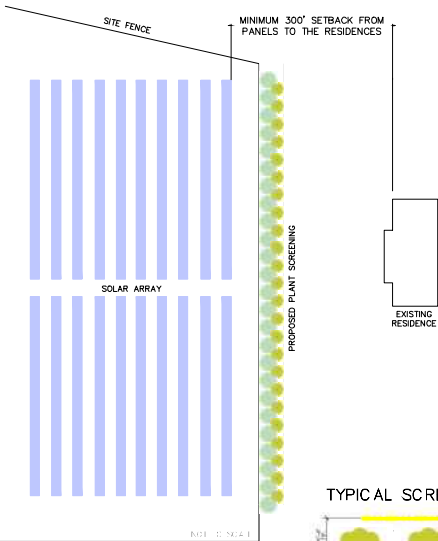


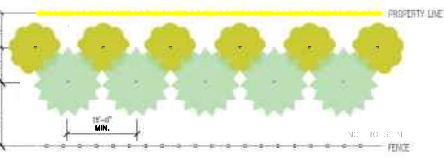
Exhibit F
Landscape Plan



TYPICAL SCREENING LAYOUT

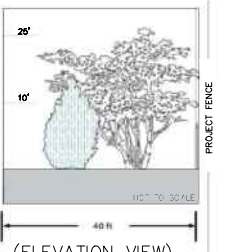


TYPICAL SCREENING DESIGN



(PLAN VIEW)

TYPICAL SCREENING DESIGN



(ELEVATION VIEW)

RECOMMENDED SCREENING SPECIFICATIONS

| SYMBOL | COMMON NAME / BOTANICAL NAME | PLANT TYPE | HEIGHT | SPACING |
|--------|---|-------------------------------------|---|------------|
| | WAX MYRTLE / <i>Myrtos cartera</i> NELLIE STEVENS HOLLY / <i>Nex x "Nellie R. Stevens"</i> | EVERGREEN SHRUBS SUITABLE FOR KY | 15' 15' | 20' 15' |
| | EASTERN WHITE PINE / <i>Pinus strobus</i> SOUTHERN MAGNOLIA / <i>Magnolia grandiflora</i> EASTERN RED CEDAR / <i>Juniperus virginiana</i> | EVERGREEN TREES SUITABLE FOR KY | 50' - 80' 60' - 80' - 20' 25' - 40' - 15' | 20' - 40' |

AT INSTALLATION, PLANTS WILL BE A MINIMUM OF 4'-8" TALL. PLANTS WILL BE SPACED IN ACCORDANCE WITH THEIR LOWER RANGE (15'-20' RESPECTIVELY). AT MINIMUM, SEE "TYPICAL PLANTING DESIGN" DETAIL.

| | | | | | | | | | | | | |
|--|--|--|--|--|--|--|--|--|--|------------------------------------|--|----------------|
| | | | | | | | | | | CONCEPTUAL LANDSCAPE PLAN | | DESIGNLINE NO. |
| | | | | | | | | | | CRAB RUN SOLAR PROJECT | | REV. |
| | | | | | | | | | | LOUISIANA, KENTUCKY | | |
| | | | | | | | | | | SOLAR AS NOTED | | EM, NQ |
| | | | | | | | | | | 12/1/25 | | EM, NQ |
| | | | | | | | | | | 0787871 | | EM, NQ |
| | | | | | | | | | | Environmental Resources Management | | |