

PURCHASED WATER ADJUSTMENT FOR  
WATER DISTRICTS AND WATER ASSOCIATIONS  
(807 KAR 5:068)

Name of Utility	North McLean County Water District	
Date	February 18, 2025	
Address	217 Hill Street, PO Box 68	
City, State, Zip	Livermore, Kentucky	42352
Telephone Number	(270) 278-2800	
Email Address	nmcleanwater@bellsouth.net	

1.a. Name of all wholesale suppliers and the base (current) rate and changed rate of each. In the event the water purchased is billed by the supplier on a rate that is not a flat rate schedule, the entire rate schedule must be shown. Attach additional sheets if necessary.

Supplier(s)	Base Rate	Changed Rate
McLean Co Regional	3.77 per 1,000 gallons	3.92 per 1,000 gallons
Daviess Co Water District	\$4.17 per 1,000 gallons	No change
Ohio Co Water District	\$3.29 per 1,000 gallons	No Change


1.b. A copy of the supplier's notice of the changed rate showing the effective date of the increase is attached as Exhibit

2. Twelve-month period upon which the purchased water adjustment is based. (This twelve-month period must end within 90 days of this filing).

From	January 2024	through	December 2024
	(month and year)		(month and year)

3. Statement of water purchases. Where water is purchased from more than one supplier, purchases from each supplier must be shown separately. If water is purchased through a declining block rate schedule, purchases for each month must be shown. Attach an additional

sheet if necessary.

Supplier(s)	Gallons Purchased during 12 month period
McLean County Regional	129,243,000
Daviess County Water District	5,765,500
Ohio County Water District	0
<b>TOTAL PURCHASES</b>	135,008,500
<hr/>	
4. Total gallons sold for the 12 month period	104,305,900
<hr/>	
5. Increased water cost	\$19,386.45
<p>The increased water cost is the cost difference between purchases at base (current rate) and purchases at new rate. The calculation and all supporting documents used to determine the change in purchased water costs sufficient to determine the accuracy of the calculation is attached as Exhibit</p>	
<hr/>	
6. Purchased water adjustment factor	\$0.19
<p>The purchased water adjustment factor is obtained by dividing the increased cost of water by the total gallons sold.</p> <p>Note: The purchased water adjustment factor is added to each thousand gallons sold. If the minimum usage is 2,000 gallons then the purchased water adjustment factor would be added to the minimum bill twice.</p>	
<hr/>	
7. A schedule listing the current and proposed rates is attached as Exhibit	
<hr/>	
8. A copy of the resolution or other document of the utility's governing body authorizing the proposed rates is attached as Exhibit	
<hr/>	
9. Proposed effective date	March 1, 2025
<hr/>	
 Signature of Utility Officer	
Office Secretary Title	

# EXHIBIT A

RESOLUTION OF  
THE MCLEAN COUNTY REGIONAL WATER COMMISSION  
ADJUSTING THE RATES FOR WHOLESALE WATER SERVICE

Whereas, the wholesale water rates previously established by McLean County Regional Water Commission ("Commission") have proven inadequate because of inflation, increased costs for supplies and replacement parts, and wage rates that are below competitive rates for Water Plant Operator; and

Whereas, the Commission has been receiving insufficient revenue to fully fund the accounts established to pay the principal and interest on its debt and to fund the other accounts to ensure that it can adequately provide for the operation and maintenance of its system and establish an adequate reserve for contingencies; and

Whereas, the Commission is required by KRS 74.480(2) to establish charges and rates for water supplied to those cities and the water district which the Commission represents and serves and which the Commission deems to be sufficient at all times:

1. To pay the principal and interest on the revenue bonds issued by the Commission under the provisions of KRS 74.420 to 74.520;
2. To pay the cost of operation and maintenance of the sources of supply of water; and
3. To provide for an adequate fund for renewals, replacements, and reserves; and

Whereas, Section 501 of the Commission's Bond Resolution for the 2016 Series provides that the Commission shall revise the rates and charges sufficiently to provide the funds to pay debt service requirements on all outstanding Bonds, to accumulate and maintain all required reserves enumerated in the Bond Resolution, and to pay the operating expenses for the system; and

Whereas, the Commission is required to make adjustments to the rates for wholesale water purchases so they are sufficient to meet the requirements of KRS 74.480(2) and Section 501 of the Bond Resolution;

Now, Therefore, the Commission resolves as follows:

The Commission establishes adjustments to the rates to be charged for wholesale water provided by the Commission to the Cities of Calhoun, Island, Livermore, and Sacramento, and the North McLean County Water District, in the amounts and on the effective dates as follows:

Beginning on the first day of March, 2025: \$ 3.92 per 1,000 gallons

Beginning on the first day of January 2026: \$ 4.07 per 1,000 gallons

The Commission also authorizes and requests the Chairman to submit a report of the rate adjustment to provide notice of the increase to the Chairman of the North McLean County Water District and to perform any and all acts as may be necessary to effectuate the rate adjustment.

This 27th day of January, 2025.

Stephen Regg  
St. Paul  
Chester Baldwin


Chadwick Rafferty

I, Chad Rafferty, Secretary of the McLean County Regional Water Commission, certify that the foregoing is a true and correct copy of the resolution duly adopted by said Commission at its meeting on January 27, 2025.

This 27 day of January, 2025.

Chad Rafferty  
Chad Rafferty

# EXHIBIT B



Water Suppliers

	New Rate	Base Rate
<b>McLean County Regional</b>		
Purchase in Gallons	129,243,000	129,243,000
Rate per 1,000	<u>3.77</u>	<u>3.92</u>
Totals	<u>\$487,246.11</u>	<u>506,632.56</u>

Increased Water Cost \$19,386.45

**Daviess County Water District**

Purchase in Gallons	5,765,500	5,765,500
Rate per 1,000	No Change	4.17

Increased Water Cost	\$19,386.11
Divided by gallons sold/1,000	<u>\$1,043,059.00</u>
Purchased Water Adj. Factor	0.185 per 1,000 Gallons or \$0.19 per 1,000 Gallons



**2024 Water Purchased**

	<u>TOTAL PURCH FROM McL REG</u>			<u>0064-08300-000</u>		Rate
	Beg Read	End Read	Consump	Amt	Amt	
January	350166000	359939000	9,773,000	\$ 36,844.21	\$ 36,844.21	\$ 3.77
February	359939000	369001000	9,062,000	\$ 34,163.74	\$ 34,163.74	\$ 3.77
March	369001000	379080000	10,079,000	\$ 37,997.83	\$ 37,997.83	\$ 3.77
April	379080000	389206000	10,126,000	\$ 38,175.02	\$ 38,175.02	\$ 3.77
May	389206000	401668000	12,462,000	\$ 46,981.74	\$ 46,981.74	\$ 3.77
June	401668000	414216000	-	\$ -	\$ -	\$ 3.77
July	414216000	428570000	12,548,000	\$ 47,305.96	\$ 47,305.96	\$ 3.77
August	428570000	441544000	14,354,000	\$ 54,114.58	\$ 54,114.58	\$ 3.77
September	441544000	452227000	12,974,000	\$ 48,911.98	\$ 48,911.98	\$ 3.77
October	452227000	461476000	10,683,000	\$ 40,274.91	\$ 40,274.91	\$ 3.77
November	461476000	470368000	9,249,000	\$ 34,868.73	\$ 34,868.73	\$ 3.77
December	470368000	479409000	8,892,000	\$ 33,522.84	\$ 33,522.84	\$ 3.77
Totals			129,243,000	\$ 487,246.11	\$ 487,246.11	

	<u>TOTAL WATER PURCHASED FROM ALL WEST DAVIESS</u>			Rate
	Beg Read	End Read	Consump	
January	25274000	25906000	632000	\$ 4.17
February	25906000	26303000	397000	\$ 4.17
March	26303000	26719000	416000	\$ 4.17
April	26719000	27277000	558000	\$ 4.17
May	14,587,000	14,985,000	398000	\$ 4.17
June	27,675,000	28,291,000	616000	\$ 4.17
July	29,291,300	30,478,700	573500	\$ 4.17
August	28,861,000	29,429,000	568000	\$ 4.17
September	29,429,000	29,924,000	495000	\$ 4.17
October	29,924,000	30,367,000	443000	\$ 4.17
November	30,367,000	30,625,000	258000	\$ 4.17
December	30,625,000	31,036,000	411000	\$ 4.17
Totals	324961300	331340700	5765500	\$ 24,042.14

	<u>TOTAL WATER PURCHASED FROM ALL SUPPLIERS</u>			Rate
	Beg Read	End Read	Consump	
January			10,405,000	\$ 39,479.65
February			9,459,000	\$ 35,819.23
March			10,495,000	\$ 39,732.55
April			10,684,000	\$ 40,501.88
May			12,860,000	\$ 48,641.40
June			13,164,000	\$ 49,874.68
July			14,927,500	\$ 56,506.08
August			13,542,000	\$ 51,280.54
September			11,178,000	\$ 42,339.06
October			9,692,000	\$ 36,716.04
November			9,150,000	\$ 34,598.70
December			9,452,000	\$ 35,798.44
Totals	0	0	135,008,500	\$ 511,288.25

**2024 Water Purchased**

<u>McLean Co Regional</u>	Beg Read	End Read	<u>136 West Calhoun Meter</u>		<u>1-01565-1</u>		Rate
			Consump	Amt	Amt		
January	167,586,000	168,510,000	924,000	\$ 3,483.48	\$ 3,483.48	\$ 3.77	
February	168,510,000	169,340,000	830,000	\$ 3,129.10	\$ 3,129.10	\$ 3.77	
March	169,340,000	170,306,000	966,000	\$ 3,641.82	\$ 3,641.82	\$ 3.77	
April	170,306,000	171,325,000	1,019,000	\$ 3,841.63	\$ 3,841.63	\$ 3.77	
May	171,325,000	172,474,000	1,149,000	\$ 4,331.73	\$ 4,331.73	\$ 3.77	
June	172,474,000	173,712,000	0	\$ -	\$ -	\$ 3.77	
July	173,712,000	175,025,000	1,238,000	\$ 4,667.26	\$ 4,667.26	\$ 3.77	
August	175,025,000	176,289,000	1,313,000	\$ 4,950.01	\$ 4,950.01	\$ 3.77	
September	176,289,000	177,327,000	1,264,000	\$ 4,765.28	\$ 4,765.28	\$ 3.77	
October	177,327,000	178,314,000	1,038,000	\$ 3,913.26	\$ 3,913.26	\$ 3.77	
November	178,314,000	179,101,000	987,000	\$ 3,720.99	\$ 3,720.99	\$ 3.77	
December	179,101,000	179,722,000	787,000	\$ 2,966.99	\$ 2,966.99	\$ 3.77	
Totals			12,136,000	\$ 45,752.72	\$ 45,752.72		

<u>McLean Co. Regional</u>	Beg Read	End Read	<u>Hospital -81 North Meter</u>		<u>1-01480-1</u>		Rate
			Consump	Amt	Amt		
January			0	\$ -	\$ -	\$ 3.77	
February			0	\$ -	\$ -	\$ 3.77	
March			0	\$ -	\$ -	\$ 3.77	
April			0	\$ -	\$ -	\$ 3.77	
May			0	\$ -	\$ -	\$ 3.77	
June			0	\$ -	\$ -	\$ 3.77	
July			0	\$ -	\$ -	\$ 3.77	
August			0	\$ -	\$ -	\$ 3.77	
September			0	\$ -	\$ -	\$ 3.77	
October			0	\$ -	\$ -	\$ 3.77	
November			0	\$ -	\$ -	\$ 3.77	
December			0	\$ -	\$ -	\$ 3.77	
Total			0	\$ -	\$ -	\$ 3.77	

<u>McLean Co. Regional</u>	Beg Read	End Read	<u>Hwy 81 N Elevated Tank Meter</u>		<u>1-01473-1</u>		Rate
			Consump	Amt	Amt		
January	182,580,000	191,429,000	8,849,000	\$ 33,360.73	\$ 33,360.73	\$ 3.77	
February	191,429,000	199,661,000	8,232,000	\$ 31,034.64	\$ 31,034.64	\$ 3.77	
March	199,661,000	208,774,000	9,113,000	\$ 34,356.01	\$ 34,356.01	\$ 3.77	
April	208,774,000	217,881,000	9,107,000	\$ 34,333.39	\$ 34,333.39	\$ 3.77	
May	217,881,000	229,194,000	11,313,000	\$ 42,650.01	\$ 42,650.01	\$ 3.77	
June	229,194,000	240,504,000	11,310,000	\$ 42,638.70	\$ 42,638.70	\$ 3.77	
July	240,504,000	253,545,000	13,041,000	\$ 49,164.57	\$ 49,164.57	\$ 3.77	
August	253,545,000	265,255,000	11,710,000	\$ 44,146.70	\$ 44,146.70	\$ 3.77	
September	265,255,000	274,900,000	9,645,000	\$ 36,361.65	\$ 36,361.65	\$ 3.77	
October	274,900,000	283,162,000	8,262,000	\$ 31,147.74	\$ 31,147.74	\$ 3.77	
November	283,162,000	291,267,000	8,105,000	\$ 30,555.85	\$ 30,555.85	\$ 3.77	
December	291,267,000	299,687,000	8,420,000	\$ 31,743.40	\$ 31,743.40	\$ 3.77	
Total			117,107,000	\$ 441,493.39	\$ 441,493.39		

**2024 Water Purchased**

<u>McLean Co. Regional</u>		<u>136 East Calhoun Meter</u>		<u>1-01445-1</u>		
Beg Read	End Read	Consump	Amt	Amt		Rate
January		0	\$ -	\$ -		\$ 3.77
February		0	\$ -	\$ -		\$ 3.77
March		0	\$ -	\$ -		\$ 3.77
April		0	\$ -	\$ -		\$ 3.77
May		0	\$ -	\$ -		\$ 3.77
June		0	\$ -	\$ -		\$ 3.77
July		0	\$ -	\$ -		\$ 3.77
August		0	\$ -	\$ -		\$ 3.77
September		0	\$ -	\$ -		\$ 3.77
October		0	\$ -	\$ -		\$ 3.77
November		0	\$ -	\$ -		\$ 3.77
December		0	\$ -	\$ -		\$ 3.77
<b>Totals</b>		0	\$ -	\$ -		\$ 3.77

<u>McLean Co. Regional</u>		<u>Livermore Emerg. Only- Meter</u>			
Beg Read	End Read	Consump	Amt	Amt	Rate
January		0	\$ -	\$ -	\$ 3.77
February		0	\$ -	\$ -	\$ 3.77
March		0	\$ -	\$ -	\$ 3.77
April		0	\$ -	\$ -	\$ 3.77
May		0	\$ -	\$ -	\$ 3.77
June		0	\$ -	\$ -	\$ 3.77
July		0	\$ -	\$ -	\$ 3.77
August		0	\$ -	\$ -	\$ 3.77
September		0	\$ -	\$ -	\$ 3.77
October		0	\$ -	\$ -	\$ 3.77
November		0	\$ -	\$ -	\$ 3.77
December		0	\$ -	\$ -	\$ 3.77
<b>Total</b>		0	\$ -	\$ -	\$ 3.77

<u>Ohio Co. Water District</u>		<u>Ohio County - Hwy 1080</u>		<u>0075-00040-1</u>		
Beg Read	End Read	Consump	Amt	Amt		Rate
January	43,836,000	43,836,000	0	\$ -	\$ -	\$ 3.29
February			0	\$ -	\$ -	\$ 3.29
March			0	\$ -	\$ -	\$ 3.29
April			0	\$ -	\$ -	\$ 3.29
May			0	\$ -	\$ -	\$ 3.29
June			0	\$ -	\$ -	\$ 3.29
July			0	\$ -	\$ -	\$ 3.29
August			0	\$ -	\$ -	\$ 3.29
September			0	\$ -	\$ -	\$ 3.29
October			0	\$ -	\$ -	\$ 3.29
November			0	\$ -	\$ -	\$ 3.29
December			0	\$ -	\$ -	\$ 3.29
<b>Total</b>			0	\$ -	\$ -	\$ 3.29

**2024 Water Purchased**

	<u>Daviess District</u>		<u>Guffy 815 Daviess County - Meter</u>		<u>0064-08300-000</u>		Rate
	Beg Read	End Read	Consump	Amt	Amt		
January	12,597,000	13,225,000		628,000	\$ 2,618.76	\$ 2,618.76	\$ 4.17
February	13,225,000	13,620,000		395,000	\$ 1,647.15	\$ 1,647.15	\$ 4.17
March	13,620,000	14,032,000		412,000	\$ 1,718.04	\$ 1,718.04	\$ 4.17
April	14,032,000	14,587,000		555,000	\$ 2,314.35	\$ 2,314.35	\$ 4.17
May	14,587,000	14,985,000		398,000	\$ 1,659.66	\$ 1,659.66	\$ 4.17
June	14,985,000	15,592,000			\$ -	\$ -	\$ 4.17
July	15,592,000	16,157,000		607,000	\$ 2,531.19	\$ 2,531.19	\$ 4.17
August	16,157,000	16,723,000		565,000	\$ 2,356.05	\$ 2,356.05	\$ 4.17
September	16,723,000	17,214,000		566,000	\$ 2,360.22	\$ 2,360.22	\$ 4.17
October	17,214,000	17,654,000		491,000	\$ 2,047.47	\$ 2,047.47	\$ 4.17
November	17,654,000	17,910,000		440,000	\$ 1,834.80	\$ 1,834.80	\$ 4.17
December	17,910,000	18,318,000		256,000	\$ 1,067.52	\$ 1,067.52	\$ 4.17
Totals				5,721,000	\$ 23,856.57	\$ 23,856.57	

	<u>Daviess Water Dist.</u>		<u>Hwy 81 Daviess County</u>		<u>0064-08400-000</u>		Rate
	Beg Read	End Read	Consump	Amt	Amt		
January	12,677,000	12,681,000		4,000	\$ 16.68	\$ 16.68	\$ 4.17
February	12,681,000	12,683,000		2,000	\$ 8.34	\$ 8.34	\$ 4.17
March	12,683,000	12,687,000		4,000	\$ 16.68	\$ 16.68	\$ 4.17
April	12,687,000	12,690,000		3,000	\$ 12.51	\$ 12.51	\$ 4.17
May							
June	12,690,000	12,699,000		9,000	\$ 37.53	\$ 37.53	\$ 4.17
July	12,699,000	12,704,000		5,000	\$ 20.85	\$ 20.85	\$ 4.17
August	12,704,000	12,706,000		2,000	\$ 8.34	\$ 8.34	\$ 4.17
September	12,706,000	12,710,000		4,000	\$ 16.68	\$ 16.68	\$ 4.17
October	12,710,000	12,713,000		3,000	\$ 12.51	\$ 12.51	\$ 4.17
November	12,713,000	12,715,000		2,000	\$ 8.34	\$ 8.34	\$ 4.17
December	12,715,000	12,718,000		3,000	\$ 12.51	\$ 12.51	\$ 4.17
Total				41,000	\$ 170.97	\$ 170.97	

	<u>Daviess Water Dist.</u>		<u>Livia Daviess County -0056-09992-000</u>		Rate
	Beg Read	End Read	Consump	Amt	
January				0 \$	\$ -
February				0 \$	\$ -
March				0 \$	\$ -
April				0 \$	\$ -
May				0 \$	\$ -
June				0 \$	\$ -
July	1,000,300	1,049,700		3,500 \$	\$ 14.60
August				0 \$	\$ -
September				0 \$	\$ -
October				0 \$	\$ -
November				0 \$	\$ -
December				0 \$	\$ -
Total				3,500 \$	\$ 14.60

2024 Gallons Read					
	136 E	Cal 136 W	Cal Hosp	Hwy 81#2	Hwy 81
January		860,000		8,579,000	
February		882,000		8,419,000	
March		958,000		9,125,000	
April		1,076,000		8,928,000	
May		1,070,000		11,196,000	
June		1,105,000		10,502,000	
July		1,187,000		11,290,000	
August		1,388,000		13,393,000	
September		1,191,000		11,199,000	
October		902,000		7,993,000	
November		995,000		8,151,000	
December		747,000		9,060,000	
Totals	0	12,361,000	0	117,835,000	0

	W Day Guf	Ohio Co.	Livia	Livermore	Totals
January	484,000			0	9,923,000
February	510,000			0	9,811,000
March	414,000			0	10,497,000
April	581,000			0	10,585,000
May	408,000			0	12,674,000
June	480,000			0	12,087,000
July	546,000			0	13,023,000
August	652,000			0	15,433,000
September	496,000			0	12,886,000
October	411,000			0	9,306,000
November	361,000			0	9,507,000
December	399,000			0	10,206,000
Totals	5,258,000	0	0	0	135,938,000

2024 Water Loss					
	Purchased	Sold	Acc Loss	Unacc Loss	% Lost
January	9,923,000	8,289,200	10,000	1,623,800	16%
February	9,811,000	7,842,900	425,000	1,543,100	16%
March	10,497,000	7,669,500	875,000	1,952,500	19%
April	10,585,000	7,919,200	65,000	2,600,800	25%
May	12,674,000	8,395,000	150,000	4,129,000	33%
June	12,087,000	9,197,600	275,000	2,614,400	22%
July	13,023,000	9,663,700	525,000	2,834,300	22%
August	15,433,000	10,226,100	3,425,000	1,781,900	12%
September	12,886,000	10,799,400	990,000	1,096,600	9%
October	9,306,000	8,529,900	670,000	106,100	1%
November	9,507,000	7,492,500	133,000	1,881,500	20%
December	10,206,000	8,280,900	40,000	1,885,100	18%
Totals	135,938,000	104,305,900	7,583,000	24,049,100	18%

Loss  
% Average

# EXHIBIT C

**NORTH McLEAN COUNTY**



**WATER DISTRICT**

**CURRENT RATES**  
 Minimum Gallons  
 2,000 gallons

**Minimum Monthly Bill**  
 \$24.31

**PROPOSED RATES**  
 Minimum 2,000 Gallons

**Minimum Monthly Bill**  
 \$24.69

**Dollar Increase**  
 \$0.19

**Percent Increase**  
 0.05

**Rates for Water Usage in Addition to Minimum**

First	2,000 Gallons	\$24.31	Minimum Bill
Next	8,000 Gallons	0.00921	per Gallon
Next	30,000 Gallons	0.00849	per Gallon
Over	40,000 Gallons	0.00780	per Gallon

**Rates for Water Usage in Addition to Minimum**

First	2,000 Gallons	\$24.69	Minimum Bill
Next	8,000 Gallons	0.00940	per Gallon
Next	30,000 Gallons	0.00868	per Gallon
Over	40,000 Gallons	0.00799	per Gallon

# EXHIBIT D



MINUTES OF THE REGULAR MEETING OF THE BOARD OF WATER  
COMMISSIONERS OF NORTH MCLEAN COUNTY WATER DISTRICT HELD  
FEBRUARY 17, 2025 AT 7:00 P.M.  
AT THE DISTRICT OFFICE  
217 HILL STREET  
LIVERMORE, KY 42352

The regular meeting of the North McLean County Board of Water Commissioners was held  
February 17, 2025 at 7:00 P.M., at the District Office in Livermore, Kentucky.

Commissioners Present:

Keith Ayer, Chairman  
Dale Chandler  
Gary Floyd

Commissioners Absent:

Carrol Troutman  
Wayne Bell

North McLean County Water Staff Present:

Tiffany Sallee, Secretary  
Brandon McElwain, Maintenance

Visitors Present:

NONE

The meeting was called to order by Chairman Keith Ayer, who presided over the meeting.

The minutes of the regular meeting on January 20, 2025 were read. A motion to approve the minutes was made by Vice Chairman, Dale Chandler and seconded by Commissioner Gary Floyd. A vote was taken and motion passed.


North McLean County Water District's Secretary, Tiffany Sallee presented the board the financial statements ending January 2025. A motion to accept the financial statements was made by Commissioner Gary Floyd and seconded by Vice Chairman Dale Chandler.


Chairman Keith Ayer informed the board that McLean County Regional Water Commission approved a water purchase rate increase. The new purchased rate for North McLean County Water District, increased from \$3.77 per 1,000 gallons to \$3.92 per 1,000 gallons effective March 1, 2025 billing. A motion made by Vice Chairman Dale Chandler and seconded by Commissioner Gary Floyd for the North McLean County Office Staff to file a purchased water rate adjustment with the Kentucky Public Service Commission.

Chairman Keith Ayer informed the board the water tank inspection has been completed. Listed is the scope of the work on the HWY 81 water tank and HWY 431 water tank that will need to be completed to include in the KIA grant bid package. A motion made by Commissioner Gary Floyd and seconded by Vice Chairman Dale Chandler to advertise in the McLean News for two weeks to take bids on HWY 81 and HWY 431 water tank repairs to be opened on March 31, 2025 at the water office. The scope of the work is attached to the minutes. 1:00 PM

The bills payable were read, approved and ordered paid upon a motion made by Commissioner Gary Floyd and seconded by Vice Chairman Dale Chandler. Motion passed with an unanimous vote.

There being no further discussion, upon motion duly made by Vice Chairman Dale Chandler seconded by Commissioner Gary Floyd and passed without opposition, the meeting adjourned at 7:55 P.M.

  
\_\_\_\_\_  
Keith Ayer, Chairman

ATTEST:  
  
\_\_\_\_\_  
Dale Chandler, Vice Chairman